



ROCK CHALK JAYHAWK STATISTICS

// 2022-23 KANSAS WOMEN'S GOLF

TEAM RESULTS

| Date | Tournament | 1st | 2nd | 3rd | 4th | Score | +/- | Finish | Teams | Par | Top Individual |
|----------|--|-----|-----|------|-----|-------|-----|--------|-------|-----|---|
| 9.12-13 | Branch Law Firm/Dick McGuire Inv. (Albuquerque, N.M.) | 292 | 297 | 294 | - | 883 | +19 | 9 | 17 | 72 | Esme Hamilton, Jordan Rothman, T9 (-1, 215) |
| 9.20-21 | "Mo" Morial Invitational (Bryan, Texas.) | 297 | 302 | 296 | - | 895 | +31 | 9 | 14 | 72 | Johanna Ebner, T11 (E, 216) |
| 10.3-5 | Blessings Collegiate Inv. (Fayetteville, Ark.) | 322 | 302 | 304 | - | 928 | +64 | 11 | 11 | 72 | Esme Hamilton, T14 (+8, 224) |
| 10.17-18 | Marilynn Smith/Sunflower Invitational (Lawrence, Kan.) | 304 | 309 | 148* | - | 761 | +41 | 4 | 15 | 72 | Johanna Ebner, 5 (+5, 185) |
| 10.28-30 | Battle at the Beach (Cabo San Lucas, Mexico) | 298 | 295 | 287 | - | 880 | +28 | 12 | 17 | 71 | Johanna Ebner, T23 (+3, 216) |
| 1.23 | Match in the Desert (Superstition Mountain, Ariz) | 286 | - | - | - | 286 | -2 | 5 | 6 | 72 | Johanna Ebner, T6 (-4, 68) |
| 2.5-7 | UCF Challenge (Orlando, Fla.) | - | - | - | - | - | - | - | - | - | - |
| 2.26-27 | Wisconsin Westbrook Invitational (Phoenix, Ariz.) | - | - | - | - | - | - | - | - | - | - |
| 3.24-26 | Ping/ASU Invitational (Phoenix, Ariz.) | - | - | - | - | - | - | - | - | - | - |
| 4.7-9 | Big 12 Match Play Championship | - | - | - | - | - | - | - | - | - | - |
| 4.21-23 | Big 12 Championship | - | - | - | - | - | - | - | - | - | - |
| 5.8-10 | NCAA Regional (TBA) | - | - | - | - | - | - | - | - | - | - |
| 5.19-24 | NCAA Championship (TBD) | - | - | - | - | - | - | - | - | - | - |

TEAM STATISTICS

| | Rounds | Total Strokes | Team Average | 1st Round | 2nd Round | 3rd Round | 4th Round | Player Average |
|----------------|-----------|---------------|---------------|--------------|--------------|------------|-----------|----------------|
| Fall | 14 | 4,199 | 299.92 | 1,808 | 1,210 | 1,181 | - | - |
| Spring | 1 | 286 | 286 | 286 | - | - | - | - |
| Overall | 12 | 3,605 | 300.42 | 1,501 | 1,210 | 894 | - | - |

INDIVIDUAL STATISTICS *(Individual Rounds Not Counted)*

| Student-Athlete | Events | Rounds | Strokes | Low-Hi | Average | vs. Par | Wins | T-5 | T-10 | T-20 | in 60's | Low 54 | Top Finish |
|-------------------|--------|--------|---------|--------|---------|---------|------|-----|------|------|---------|--------|------------|
| Lauren Clark | 3 | 6.5 | 509 | 76-79 | 78.31 | 6.31 | - | - | - | - | - | 234 | 70 (+18) |
| Amy DeKock | - | - | - | - | - | - | - | - | - | - | - | - | - |
| Johanna Ebner | 5 | 12.5 | 920 | 67-79 | 73.60 | 1.84 | - | 1 | 1 | 1 | 2 | 216 | T5 (+5) |
| Abby Glynn | 1 | 3 | 236 | 75-82 | 78.6 | 6.67 | - | - | - | - | - | 221 | T67 (+20) |
| Esme Hamilton | 6 | 15.5 | 1,165 | 69-81 | 75.16 | 3.35 | - | - | 1 | 1 | 1 | 215 | T9 (-1) |
| Hanna Hawks | - | - | - | - | - | - | - | - | - | - | - | - | - |
| Pear Pooratanaopa | 4 | 11.5 | 879 | 70-83 | 76.4 | 4.70 | - | - | - | - | - | 217 | T29 (+4) |
| Jordan Rothman | 6 | 15.5 | 1,153 | 68-85 | 74.39 | 2.58 | - | - | 1 | 1 | 1 | 215 | T9 (-1) |
| Katie Ruge | 1 | 3 | 232 | 76-79 | 77 | 5.33 | - | - | - | - | - | 232 | T81 (+16) |
| Anna Shultse | 3 | 7 | 556 | 74-85 | 79.47 | 7.47 | - | - | - | - | - | 237 | T88 (+21) |
| Anna Wallin | 1 | 3 | 234 | 75-81 | 77.8 | 6.36 | - | - | - | - | - | 234 | T85 (+21) |

PERCENTAGE OF ROUNDS COUNTED

| Student-Athlete | Counted Rounds | Total Rounds | Percentage |
|-------------------|----------------|--------------|------------|
| Lauren Clark | 5 | 7 | 71.4% |
| Amy DeKock | 0 | 3 | 0% |
| Johanna Ebner | 12 | 12 | 100% |
| Abby Glynn | 1 | 6 | 16.7% |
| Esme Hamilton | 13 | 15 | 86.7% |
| Hanna Hawks | 0 | 6 | 0% |
| Pear Pooratanaopa | 11 | 12 | 91.7% |
| Jordan Rothman | 14 | 15 | 93.3% |
| Katie Ruge | 2 | 6 | 33.3% |
| Anna Shultse | 3 | 9 | 33.3% |
| Anna Wallin | 0 | 6 | 0% |

ROUNDS EVEN/UNDER PAR

| Student-Athlete | Even Par | Under Par | Total |
|-------------------|----------|-----------|-------|
| Lauren Clark | - | - | - |
| Amy DeKock | - | - | - |
| Johanna Ebner | 2 | 1 | 3 |
| Abby Glynn | - | - | - |
| Esme Hamilton | 1 | 2 | 3 |
| Hanna Hawks | - | - | - |
| Pear Pooratanaopa | - | 1 | 1 |
| Jordan Rothman | 1 | 2 | 3 |
| Katie Ruge | - | - | - |
| Anna Shultse | - | - | - |
| Anna Wallin | - | - | - |

JOIN THE CHANT KUATHLETICS.COM

[f /KansasWomensGolf](https://www.facebook.com/KansasWomensGolf) [@KUWomensGolf](https://twitter.com/KUWomensGolf) [@KUWomensGolf](https://www.instagram.com/KUWomensGolf)



ROCK CHALK JAYHAWK
STATISTICS

// 2022-23 KANSAS WOMEN'S GOLF



LAUREN CLARK **SOPHOMORE**
 Orlando, Florida (Homeschooled)

CAREER STATISTICS

| Year | Events | Rnds | Strokes | L-H | Avg. | Ws | T-5 | T-10 | T-20 | in 60's | Low-54 |
|--------------|----------|------------|------------|--------------|--------------|----|-----|------|------|---------|------------|
| 22-23 | 3 | 6.5 | 509 | 76-79 | 78.31 | - | - | - | - | - | 234 |
| Total | 3 | 6.5 | 509 | 76-79 | 78.31 | - | - | - | - | - | 234 |

TOURNAMENTS

| 2022-23 | Tournament | Place | Score | To Par |
|----------|---------------------------------------|-------|---------------|--------|
| 9.20-21 | "Mo" Morial Invitational | 70 | 79-79-76-234 | +18 |
| 10.17-18 | Marilynn Smith/Sunflower Invitational | T47 | 78-83-^38-199 | +19 |
| 1.23 | Match in the Desert | T33 | 76 | +4 |


*INDIVIDUAL
 ^ NINE HOLES

AVERAGE BY ROUND

| 2022-23 | 1 / Avg. | 2 / Avg. | 3 / Avg. | 4 / Avg. |
|----------------|-----------------|---------------|--------------|----------|
| Fall | 157/78.5 | 162/81 | 76/76 | - |
| Spring | 76/76 | - | - | - |
| Overall | 233/77.7 | 162/81 | 76/76 | - |

OVERALL STROKE AVERAGE

| 2021-22 | Rounds | Strokes | Average |
|----------------|------------|------------|-------------|
| Fall | 5.5 | 433 | 78.7 |
| Spring | 1 | 76 | 76 |
| Overall | 6.5 | 509 | 78.3 |



JOIN THE CHANT KUATHLETICS.COM

f /KansasWomensGolf t @KUWomensGolf i @KUWomensGolf



ROCK CHALK JAYHAWK STATISTICS

// 2022-23 KANSAS WOMEN'S GOLF



AMY DEKOCK

FRESHMAN
Palm Desert, California (Palm Desert HS)

CAREER STATISTICS

| Year | Events | Rnds | Strokes | L-H | Avg. | Ws | T-5 | T-10 | T-20 | in 60's | Low-54 |
|--------------|----------|------------|------------|--------------|-------------|----|-----|------|------|---------|--------|
| 22-23 | 1 | 2.5 | 207 | 75-88 | 82.8 | - | - | - | - | - | - |
| Total | 1 | 2.5 | 207 | 75-88 | 82.8 | - | - | - | - | - | - |

TOURNAMENTS

| 2022-23 | Tournament | Place | Score | To Par |
|----------|--|-------|---------------|--------|
| 10.17-18 | Marilynn Smith/Sunflower Invitational* | T74 | 88-75-^44-207 | +27 |


*INDIVIDUAL
^ NINE HOLES

AVERAGE BY ROUND

| 2022-23 | 1 / Avg. | 2 / Avg. | 3 / Avg. | 4 / Avg. |
|----------------|--------------|--------------|----------|----------|
| Fall | 88/88 | 75/75 | - | - |
| Spring | - | - | - | - |
| Overall | 88/88 | 75/75 | - | - |

OVERALL STROKE AVERAGE

| 2021-22 | Rounds | Strokes | Average |
|----------------|------------|------------|-------------|
| Fall | 2.5 | 207 | 82.8 |
| Spring | - | - | - |
| Overall | 2.5 | 207 | 82.8 |



JOIN THE CHANT KUATHLETICS.COM

[f /KansasWomensGolf](https://www.facebook.com/KansasWomensGolf) [@KUWomensGolf](https://twitter.com/KUWomensGolf) [@KUWomensGolf](https://www.instagram.com/KUWomensGolf)



ROCK CHALK JAYHAWK STATISTICS

// 2022-23 KANSAS WOMEN'S GOLF



JOHANNA EBNER

FRESHMAN

Villach, Austria (Federal Commercial Academy and Commercial College)

CAREER STATISTICS

| Year | Events | Rnds | Strokes | L-H | Avg. | Ws | T-5 | T-10 | T-20 | in 60's | Low-54 |
|--------------|-----------|-------------|--------------|--------------|--------------|----|----------|------|----------|----------|------------|
| 21-22 | 6 | 16 | 1,241 | 73-85 | 77.6 | - | - | - | - | - | 221 |
| 22-23 | 5 | 12.5 | 920 | 67-79 | 73.60 | - | 1 | - | 1 | 1 | 216 |
| Total | 11 | 28.5 | 2,161 | 67-73 | 75.82 | - | 1 | - | 1 | 1 | 216 |

TOURNAMENTS

| 2022-23 | Tournament | Place | Score | To Par |
|----------|---------------------------------------|-------|---------------|--------|
| 9.20-21 | "Mo" Morial Invitational | T11 | 67-76-73-216 | E |
| 10.3-5 | Blessings Collegiate Invitational | T43 | 78-79-78-235 | +19 |
| 10.17-18 | Marilynn Smith/Sunflower Invitational | 5 | 76-73-^36-185 | +5 |
| 10.28-30 | Battle at the Beach | T23 | 73-72-71-216 | +3 |
| 1.23 | Match in the Desert | T6 | 68 | -4 |
| 2021-22 | Tournament | Place | Score | To Par |
| 2.14-15 | Lamkin San Diego Invitational | 74 | 82-83-82-247 | +31 |
| 2.27-28 | Westbrook Invitational | T40 | 74-73-74-221 | +5 |
| 3.14-15 | Briar's Creek Invitational | T62 | 77-74-78-229 | +13 |
| 3.25-27 | Clemson Invitational | T63 | 73-85-76-234 | +18 |
| 4.11-12 | The Bruzzy | T65 | 74-83-73-230 | +14 |
| 4.22-24 | Big 12 Championship | DNF | 80-xx-xx-xxx | DNF |

*INDIVIDUAL

^ NINE HOLES

AVERAGE BY ROUND

| 2022-23 | 1 / Avg. | 2 / Avg. | 3 / Avg. | 4 / Avg. |
|----------------|-----------------|---------------|---------------|----------|
| Fall | 294/73.5 | 300/75 | 222/74 | - |
| Spring | 68/68 | - | - | - |
| Overall | 362/72.4 | 300/75 | 222/74 | - |

| 2021-22 | 1 / Avg. | 2 / Avg. | 3 / Avg. | 4 / Avg. |
|----------------|-----------------|-----------------|-----------------|----------|
| Fall | - | - | - | - |
| Spring | 460/76.7 | 398/79.6 | 383/76.6 | - |
| Overall | 460/76.7 | 398/79.6 | 383/76.6 | - |

OVERALL STROKE AVERAGE

| 2022-23 | Rounds | Strokes | Average |
|----------------|-------------|--------------|-------------|
| Fall | 11.5 | 852 | 74.1 |
| Spring | 1 | 68 | 68 |
| Overall | 12.5 | 920 | 73.6 |
| 2021-22 | Rounds | Strokes | Average |
| Fall | - | - | - |
| Spring | 16 | 1,241 | 77.6 |
| Overall | 16 | 1,241 | 77.6 |

JOIN THE CHANT KUATHLETICS.COM

f /KansasWomensGolf @KUWomensGolf @KUWomensGolf



ROCK CHALK JAYHAWK STATISTICS

// 2022-23 KANSAS WOMEN'S GOLF



ABBY GLYNN

GR. SENIOR

Topeka, Kansas (Washburn Rural HS)

CAREER STATISTICS

| Year | Events | Rnds | Strokes | L-H | Avg. | Ws | T-5 | T-10 | T-20 | in 60's | Low-54 |
|--------------|-----------|-------------|--------------|--------------|-------------|----|-----|----------|------|---------|------------|
| 18-19 | 4 | 11 | 864 | 75-84 | 78.5 | - | - | 1 | - | - | 231 |
| 19-20 | 6 | 18 | 1,412 | 73-81 | 78.4 | - | - | - | - | - | 225 |
| 20-21 | 7 | 21 | 1,617 | 68-93 | 77.0 | - | - | - | - | - | 219 |
| 21-22 | 6 | 16 | 1,221 | 71-82 | 76.3 | - | - | 1 | - | - | 221 |
| 22-23 | 3 | 6.5 | 505 | 70-82 | 77.7 | - | - | - | - | - | 236 |
| Total | 26 | 72.5 | 5,619 | 68-93 | 77.5 | - | - | 2 | - | - | 219 |

TOURNAMENTS

| 2022-23 | Tournament | Place | Score | To Par |
|----------|--|-------|---------------|--------|
| 9.20-21 | "Mo" Morial Invitational | T67 | 75-82-79-23 | +20 |
| 10.17-18 | Marilynn Smith/Sunflower Invitational* | T47 | 82-78-^39-199 | +19 |
| 1.23 | Match in the Desert* | T11 | 70 | -2 |

| 2021-22 | Tournament | Place | Score | To Par |
|---------|--|-------|--------------|--------|
| 9.20-21 | Marilynn Smith/Sunflower Invitational* | T10 | 77-75-71-223 | +7 |
| 9.27-29 | Golfweek Red Sky Classic | T93 | 82-76-158 | +14 |
| 10.8-10 | Ron Moore Invitational | T39 | 74-76-71-221 | +5 |
| 1.23-24 | Rapsodo Match in the Desert | 41 | 82-77-159 | +15 |
| 4.11-12 | The Bruzzy* | T65 | 76-78-76-230 | +14 |
| 4.22-24 | Big 12 Championship | T32 | 75-77-78-230 | +17 |

| 2020-21 | Tournament | Place | Score | To Par |
|----------|----------------------------|-------|--------------|--------|
| 9.27-28 | Schooner Fall Classic | T29 | 72-78-71-221 | +11 |
| 10.10-11 | Betsy Rawls UT Invite | T27 | 73-74-75-222 | +6 |
| 10.22-23 | Cowgirl Classic | T35 | 78-81-81-240 | +24 |
| 3.15-16 | Briar's Creek Invitational | 89 | 93-76-83-252 | +36 |
| 3.26-28 | Clemson Invitational | T52 | 79-71-76-226 | +10 |
| 4.12-13 | Lone Star Invitational | 36 | 80-78-79-237 | +21 |
| 4.18-20 | Big 12 Championship | T22 | 75-68-76-219 | +3 |

| 2019-20 | Tournament | Place | Score | To Par |
|----------|-----------------------------|-------|--------------|--------|
| 9.15-16 | Sunflower Invitational | T47 | 79-81-76-236 | +20 |
| 9.27-29 | Lady Paladin Invitational* | T68 | 80-79-79-238 | +22 |
| 10.13-15 | Palmetto Intercollegiate* | T84 | 80-76-79-235 | +19 |
| 10.18-20 | Louisville Cardinal Cup* | T79 | 81-80-78-239 | +23 |
| 2.17-18 | Moon Golf Invitational | T52 | 73-74-78-225 | +9 |
| 3.7-8 | Florida Gators Invitational | T63 | 79-81-79-239 | +29 |

| 2018-19 | Tournament | Place | Score | To Par |
|----------|----------------------------|-------|--------------|--------|
| 9.21-23 | Lady Paladin Invitational* | 83 | 84-77-78-239 | +23 |
| 10.17-18 | Baker Fall Invite | T10 | 80-79-159 | +15 |
| 2.18-19 | Moon Golf Invitational | 76 | 77-75-79-231 | +15 |
| 3.18-19 | Briar's Creek Invite | T76 | 78-79-78-235 | +19 |

*INDIVIDUAL
^ NINE HOLES

AVERAGE BY ROUND

| 2022-23 | 1 / Avg. | 2 / Avg. | 3 / Avg. | 4 / Avg. |
|----------------|-----------------|-----------------|-----------------|----------|
| Fall | 157/78.5 | 160/80 | 79/79 | - |
| Spring | 70/70 | - | - | - |
| Overall | 227/75.6 | 160/80 | 79/79 | - |
| 2021-22 | 1 / Avg. | 2 / Avg. | 3 / Avg. | 4 / Avg. |
| Fall | 233/77.7 | 227/75.7 | 142/71 | - |
| Spring | 233/77.7 | 232/77.3 | 154/77.0 | - |
| Overall | 466/77.7 | 459/76.5 | 296/74.0 | - |

| 2020-21 | 1 / Avg. | 2 / Avg. | 3 / Avg. | 4 / Avg. |
|----------------|-----------------|-----------------|-----------------|----------|
| Fall | 223/74.3 | 233/77.6 | 227/75.7 | - |
| Spring | 327/79.0 | 293/73.3 | 314/78.5 | - |
| Overall | 550/78.6 | 526/75.1 | 541/77.3 | - |

| 2019-20 | 1 / Avg. | 2 / Avg. | 3 / Avg. | 4 / Avg. |
|----------------|-----------------|-----------------|-----------------|----------|
| Fall | 320/80.0 | 316/79.0 | 312/78.0 | - |
| Spring | 152/76.0 | 155/77.5 | 157/78.5 | - |
| Overall | 472/78.7 | 471/78.5 | 369/78.2 | - |

| 2018-29 | 1 / Avg. | 2 / Avg. | 3 / Avg. | 4 / Avg. |
|----------------|------------------|-----------------|-----------------|----------|
| Fall | 164/82.0 | 156/78.0 | 78/78.0 | - |
| Spring | 155/77.5 | 154/77.0 | 157/78.5 | - |
| Overall | 319/159.5 | 310/77.5 | 235/78.3 | - |

OVERALL STROKE AVERAGE

| 2022-23 | Rounds | Strokes | Average |
|----------------|------------|------------|-------------|
| Fall | 5.5 | 435 | 79.1 |
| Spring | 1 | 70 | 70 |
| Overall | 6.5 | 505 | 77.6 |

| 2021-22 | Rounds | Strokes | Average |
|----------------|-----------|--------------|-------------|
| Fall | 8 | 602 | 75.3 |
| Spring | 8 | 619 | 77.4 |
| Overall | 16 | 1,221 | 76.3 |

| 2020-21 | Rounds | Strokes | Average |
|----------------|-----------|--------------|-------------|
| Fall | 9 | 683 | 75.9 |
| Spring | 12 | 934 | 77.8 |
| Overall | 21 | 1,617 | 77.0 |

| 2019-20 | Rounds | Strokes | Average |
|----------------|-----------|--------------|-------------|
| Fall | 12 | 948 | 79.0 |
| Spring | 6 | 464 | 77.3 |
| Overall | 18 | 1,412 | 78.4 |

| 2018-19 | Rounds | Strokes | Average |
|----------------|-----------|------------|-------------|
| Fall | 5 | 398 | 79.6 |
| Spring | 6 | 466 | 77.7 |
| Overall | 11 | 864 | 78.6 |



ROCK CHALK JAYHAWK
STATISTICS

// 2022-23 KANSAS WOMEN'S GOLF



ESME HAMILTON

GR. SENIOR

Nottingham, England (Loughborough HS)

CAREER STATISTICS

| Year | Events | Rnds | Strokes | L-H | Avg. | Ws | T-5 | T-10 | T-20 | in 60's | Low-54 |
|--------------|----------|-------------|--------------|--------------|--------------|----------|----------|----------|----------|----------|------------|
| 22-23 | 6 | 15.5 | 1,165 | 69-81 | 75.16 | - | - | 1 | 1 | 1 | 215 |
| Total | 6 | 15.5 | 1,165 | 69-81 | 75.16 | - | - | 1 | 1 | 1 | 215 |

TOURNAMENTS

| 2022-23 | Tournament | Place | Score | To Par |
|----------|---------------------------------------|-------|---------------|--------|
| 9.12-13 | Branch Law Firm/Dick McGuire Inv. | T9 | 71-75-69-21 | -1 |
| 9.20-21 | "Mo" Morial Invitational | T58 | 81-74-76-231 | +15 |
| 10.3-5 | Blessings Collegiate Invitational | T14 | 76-72-76-224 | +8 |
| 10.17-18 | Marilynn Smith Sunflower Invitational | T45 | 81-80-^37-198 | +18 |
| 10.28-30 | Battle at the Beach | T67 | 75-76-74-225 | +12 |
| 1.23 | Match in the Desert | T21 | 72 | E |

*INDIVIDUAL
 ^ NINE HOLES

AVERAGE BY ROUND


| 2022-23 | 1 / Avg. | 2 / Avg. | 3 / Avg. | 4 / Avg. |
|----------------|---------------|-----------------|-----------------|----------|
| Fall | 384/76.8 | 377/75.4 | 295/73.8 | - |
| Spring | 72/72 | - | - | - |
| Overall | 456/76 | 377/75.4 | 295/73.8 | - |

OVERALL STROKE AVERAGE

| 2022-23 | Rounds | Strokes | Average |
|----------------|-------------|--------------|-------------|
| Fall | 14.5 | 1,093 | 75.4 |
| Spring | 1 | 72 | 72 |
| Overall | 15.5 | 1,165 | 75.2 |

JOIN THE CHANT KUATHLETICS.COM

f /KansasWomensGolf t @KUWomensGolf i @KUWomensGolf





ROCK CHALK JAYHAWK
STATISTICS

// 2022-23 KANSAS WOMEN'S GOLF



HANNA HAWKS

JUNIOR

Wellington, Kansas (Trinity Academy)

CAREER STATISTICS

| Year | Events | Rnds | Strokes | L-H | Avg. | Ws | T-5 | T-10 | T-20 | in 60's | Low-54 |
|--------------|-----------|-------------|--------------|--------------|-------------|----|-----|------|------|---------|------------|
| 20-21 | 4 | 12 | 937 | 73-82 | 78.0 | - | - | - | - | - | 231 |
| 21-22 | 4 | 10 | 763 | 73-80 | 76.3 | - | - | - | - | - | 223 |
| 22-23 | 2 | 5.5 | 427 | 73-80 | 77.64 | - | - | - | - | - | 229 |
| Total | 10 | 27.5 | 2,356 | 72-82 | 77.2 | - | - | - | - | - | 223 |

TOURNAMENTS

| 2022-23 | Tournament | Place | Score | To Par |
|----------|---------------------------------------|-------|--------------|--------|
| 9.12-13 | Branch Law Firm/Dick McGuire Inv.* | T73 | 80-73-76-229 | +13 |
| 10.17-18 | Marilynn Smith/Sunflower Invitational | T30 | 79-79-40-198 | +18 |

| 2021-22 | Tournament | Place | Score | To Par |
|---------|---------------------------------------|-------|--------------|--------|
| 9.13-14 | Branch Law Firm/Dick McGuire Inv. | DNF | 76-79-0-DNF | - |
| 9.20-21 | Marilynn Smith/Sunflower Invitational | 41 | 78-76-80-234 | +18 |
| 1.23-24 | Raspado Match in the Desert* | 36 | 76-75-0-151 | +7 |
| 2.27-28 | Westbrook Invitational* | T52 | 72-75-76-223 | +7 |

| 2020-21 | Tournament | Place | Score | To Par |
|---------|----------------------------|-------|--------------|--------|
| 3.15-16 | Briar's Creek Invitational | T80 | 82-82-76-240 | +24 |
| 3.26-28 | Clemson Invitational | T73 | 80-73-78-231 | +15 |
| 4.12-13 | Lone Star Invitational | 34 | 75-80-79-234 | +18 |
| 4.18-20 | Big 12 Championship | 44 | 75-81-76-232 | +16 |

*INDIVIDUAL

^ NINE HOLES

AVERAGE BY ROUND

| 2022-23 | 1 / Avg. | 2 / Avg. | 3 / Avg. | 4 Avg. |
|----------------|-----------------|---------------|--------------|--------|
| Fall | 159/79.5 | 152/76 | 76/76 | - |
| Spring | - | - | - | - |
| Overall | 159/79.5 | 152/76 | 76/76 | - |

| 2021-22 | 1 / Avg. | 2 / Avg. | 3 / Avg. | 4 Avg. |
|----------------|-----------------|-----------------|---------------|--------|
| Fall | 154/77 | 155/77.5 | 80/80 | - |
| Spring | 148/74 | 150/75 | 76/76 | - |
| Overall | 302/75.5 | 305/76.3 | 156/78 | - |

| 2020-21 | 1 / Avg. | 2 / Avg. | 3 / Avg. | 4 / Avg. |
|----------------|-----------------|-----------------|-----------------|----------|
| Fall | - | - | - | - |
| Spring | 312/78.0 | 316/79.0 | 309/77.3 | - |
| Overall | 312/78.0 | 316/79.0 | 309/77.3 | - |

OVERALL STROKE AVERAGE

| 2022-23 | Rounds | Strokes | Average |
|----------------|----------|------------|-------------|
| Fall | 5.5 | 427 | 77.64 |
| Spring | - | - | - |
| Overall | 3 | 229 | 76.3 |

| 2021-22 | Rounds | Strokes | Average |
|----------------|-----------|------------|-------------|
| Fall | 5 | 389 | 77.8 |
| Spring | 5 | 374 | 74.8 |
| Overall | 10 | 763 | 76.3 |

| 2020-21 | Rounds | Strokes | Average |
|----------------|-----------|------------|-------------|
| Fall | - | - | - |
| Spring | 12 | 937 | 78.0 |
| Overall | 12 | 937 | 78.0 |

JOIN THE CHANT KUATHLETICS.COM

f /KansasWomensGolf @KUWomensGolf @KUWomensGolf



ROCK CHALK JAYHAWK STATISTICS

// 2022-23 KANSAS WOMEN'S GOLF



PEAR POORATANAOPA **SUPER-SENIOR** Nakhon Si Thammarat, Thailand (American School of Bangkok)

CAREER STATISTICS

| Year | Events | Rnds | Strokes | L-H | Avg. | Ws | T-5 | T-10 | T-20 | in 60's | Low-54 |
|--------------|-----------|-------------|--------------|--------------|-------------|----------|----------|----------|----------|----------|------------|
| 18-19 | 10 | 29 | 2,189 | 70-82 | 75.5 | - | - | - | 1 | - | 218 |
| 19-20 | 7 | 20 | 1,496 | 67-80 | 74.8 | - | - | 1 | 3 | 1 | 216 |
| 20-21 | - | - | - | - | - | - | - | - | - | - | - |
| 21-22 | 11 | 31 | 2,319 | 69-83 | 74.8 | - | - | 3 | 3 | 3 | 218 |
| 22-23 | 4 | 11.5 | 879 | 70-83 | 76.4 | - | - | - | - | - | 217 |
| Total | 32 | 91.5 | 6,883 | 67-83 | 75.4 | - | - | 4 | 7 | 4 | 216 |

TOURNAMENTS

| Year | Tournament | Place | Score | To Par |
|----------|---------------------------------------|-------|---------------|--------|
| 2022-23 | Branch Law Firm/Dick McGuire Inv. | T46 | 74-76-74-224 | +8 |
| 10.3-5 | Blessings Collegiate Invitational | T52 | 83-82-77-242 | +26 |
| 10.17-18 | Marilynn Smith Sunflower Invitational | T33 | 77-82-^37-196 | +16 |
| 10.28-30 | Battle at the Beach | T29 | 75-72-70-217 | +4 |
| 2021-22 | Branch Law Firm/Dick McGuire Inv. | T53 | 77-75-74-226 | +7 |
| 9.20-21 | Marilynn Smith/Sunflower Invitational | T10 | 75-72-76-223 | +7 |
| 9.27-29 | Golfweek Red Sky Classic | T10 | 74-69-143 | -1 |
| 10.8-10 | Ron Moore Invitational | 28 | 73-72-74-219 | +3 |
| 1.23-24 | Rapsodo Match In The Desert | T10 | 69-74-143 | -1 |
| 2.14-15 | Lamkin San Diego Invitational | T64 | 77-78-83-238 | +22 |
| 2.27-78 | Westbrook Invitational | T23 | 77-69-72-218 | +2 |
| 3.14-15 | Briar's Creek Invitational | T62 | 76-72-81-229 | +13 |
| 3.25-27 | Clemson Invitational | T57 | 81-76-76-233 | +17 |
| 4.11-12 | The Bruzzy | T42 | 76-74-73-223 | +7 |
| 4.22-24 | Big 12 Championship | T19 | 78-76-71-225 | +12 |
| 2020-21 | Did not compete | | | |
| 2019-20 | Minnesota Invitational | T72 | 77-79-156 | +12 |
| 9/21-23 | Sunflower Invitational | 12 | 78-74-71-223 | +7 |
| 9/27-29 | Lady Paladin Invitational | T17 | 71-76-74-221 | +5 |
| 10/13-15 | Palmetto Intercollegiate | T29 | 76-73-71-220 | +4 |
| 10/18-20 | Louisville Cardinal Cup | T6 | 80-70-67-216 | E |
| 2/17-18 | Moon Golf Invitational | T48 | 76-74-74-224 | +8 |
| 3/7-8 | Florida Gators Invitational | T60 | 79-79-78-236 | +26 |
| 2018-19 | Minnesota Invitational | T50 | 73-75-78-226 | +10 |
| 9/21-23 | Lady Paladin Invitational | T12 | 75-70-73-218 | +2 |
| 10/5-7 | Ron Moore Intercollegiate | T24 | 72-78-73-223 | +7 |
| 10/21-23 | Palmetto Intercollegiate | T57 | 82-75-75-232 | +16 |
| 10/29-30 | SMU Trinity Forest Invitational | T29 | 74-80-73-227 | +11 |
| 2/18-19 | Moon Golf Invitational | T47 | 76-74-72-222 | +6 |
| 3/18-19 | Briar's Creek Invite | T24 | 73-75-73-221 | +5 |
| 3/29-31 | LSU Tiger Golf Classic | T48 | 79-78-82-239 | +23 |
| 4/7-9 | Clemson Invitational | T69 | 75-75-150 | +6 |
| 4/14-16 | Big 12 Championship | T19 | 74-80-77-231 | +15 |

*INDIVIDUAL

AVERAGE BY ROUND

| Year | 1 / Avg. | 2 / Avg. | 3 / Avg. | 4 / Avg. |
|----------------|------------------|------------------|------------------|----------|
| 2022-23 | 1 / Avg. | 2 / Avg. | 3 / Avg. | 4 / Avg. |
| Fall | 309/77.3 | 312/78 | 221/73.7 | - |
| Spring | - | - | - | - |
| Overall | 309/77.3 | 312/78 | 221/73.7 | - |
| 2021-22 | 1 / Avg. | 2 / Avg. | 3 / Avg. | 4 / Avg. |
| Fall | 299/74.8 | 288/72.0 | 224/74.7 | - |
| Spring | 534/76.3 | 519/74.1 | 456/76.0 | - |
| Overall | 833/75.7 | 807/73.4 | 680/75.6 | - |
| 2020-21 | 1 / Avg. | 2 / Avg. | 3 / Avg. | 4 / Avg. |
| Fall | - | - | - | - |
| Spring | - | - | - | - |
| 2019-20 | 1 / Avg. | 2 / Avg. | 3 / Avg. | 4 / Avg. |
| Fall | 382/76.4 | 372/74.4 | 283/70.75 | - |
| Spring | 155/77.5 | 153/76.5 | 152/76.0 | - |
| Overall | 537/76.7 | 525/75.0 | 435/72.5 | - |
| 2018-19 | 1 / Avg. | 2 / Avg. | 3 / Avg. | 4 / Avg. |
| Fall | 376/75.20 | 378/75.60 | 372/74.40 | - |
| Spring | 377/75.40 | 382/76.40 | 304/76.00 | - |
| Overall | 753/75.30 | 760/76.00 | 676/75.20 | - |

OVERALL STROKE AVERAGE

| Year | Rounds | Strokes | Average |
|----------------|-------------|--------------|-------------|
| 2022-23 | | | |
| Fall | 11.5 | 879 | 76.4 |
| Spring | - | - | - |
| Overall | 11.5 | 879 | 76.4 |
| 2021-22 | | | |
| Fall | 11 | 811 | 73.7 |
| Spring | 20 | 1,509 | 75.5 |
| Overall | 31 | 2,320 | 74.8 |
| 2020-21 | | | |
| Fall | - | - | - |
| Spring | - | - | - |
| 2019-20 | | | |
| Fall | 14 | 1,036 | 74.0 |
| Spring | 6 | 460 | 76.7 |
| Overall | 20 | 1,496 | 74.8 |
| 2018-19 | | | |
| Fall | 15 | 1,126 | 75.1 |
| Spring | 14 | 1,063 | 75.9 |
| Overall | 29 | 2,189 | 75.3 |

JOIN THE CHANT KUATHLETICS.COM

f /KansasWomensGolf @KUWomensGolf @KUWomensGolf



ROCK CHALK JAYHAWK STATISTICS

// 2022-23 KANSAS WOMEN'S GOLF



JORDAN ROTHMAN

SOPHOMORE
Durbanvill, South Africa (Curro HS)

CAREER STATISTICS

| Year | Events | Rnds | Strokes | L-H | Avg. | Ws | T-5 | T-10 | T-20 | in 60's | Low-54 |
|--------------|-----------|-------------|--------------|--------------|-------------|----------|----------|----------|----------|----------|------------|
| 21-22 | 10 | 28 | 2,126 | 68-86 | 75.9 | - | - | - | 3 | 3 | 214 |
| 22-23 | 6 | 15.5 | 1,153 | 68-85 | 74.39 | - | - | 1 | - | 1 | 215 |
| Total | 16 | 43.5 | 3,279 | 68-86 | 75.4 | - | - | 1 | 3 | 4 | 214 |

TOURNAMENTS

| 2022-23 | Tournament | Place | Score | To Par |
|----------|---------------------------------------|-------|---------------|--------|
| 9.12-13 | Branch Law Firm/Dick McGuire Inv. | T9 | 68-72-75-215 | -1 |
| 9.20-21 | "Mo" Morial Invitational | T22 | 76-73-71-220 | +4 |
| 10.3-5 | Blessings Collegiate Invitational | T41 | 85-76-73-234 | +18 |
| 10.17-18 | Marilynn Smith Sunflower Invitational | T15 | 73-74-^43-190 | +10 |
| 10.28-30 | Battle at the Beach | T50 | 75-75-72-222 | +9 |
| 1.23 | Match in the Desert | T21 | 72 | E |

| 2021-22 | Tournament | Place | Score | To Par |
|---------|--|-------|--------------|--------|
| 9.13-14 | Branch Law Firm/Dick McGuire Inv. | T16 | 72-68-78-218 | -1 |
| 9.20-21 | Marilynn Smith/ Sunflower Invitational | T35 | 76-77-78-231 | +15 |
| 9.27-29 | Golfweek Red Sky Classic | T101 | 82-80-162 | +18 |
| 10.8-10 | Ron Moore Invitational | T16 | 69-76-72-217 | +1 |
| 2.14-15 | Lamkin San Diego Invitational | T71 | 78-78-86-242 | +26 |
| 2.27-28 | Westbrook Invitational | T15 | 71-74-69-214 | -2 |
| 3.14-15 | Briar's Creek Invitational | T27 | 77-73-72-222 | +6 |
| 3.25-27 | Clemson Invitational | T57 | 75-78-80-233 | +17 |
| 4.11-12 | The Bruzzy | T74 | 76-80-80-236 | +20 |
| 4.22-24 | Big 12 Championship | DNF | 77-74 | DNF |

*INDIVIDUAL
^ NINE HOLES

AVERAGE BY ROUND

| 2022-23 | 1 / Avg. | 2 / Avg. | 3 / Avg. | 4 / Avg. |
|----------------|-----------------|---------------|-----------------|----------|
| Fall | 377/75.4 | 370/74 | 291/72.8 | - |
| Spring | 72/72 | - | - | - |
| Overall | 449/74.8 | 370/74 | 291/72.8 | - |

| 2021-22 | 1 / Avg. | 2 / Avg. | 3 / Avg. | 4 / Avg. |
|----------------|-----------------|-----------------|-----------------|----------|
| Fall | 299/74.8 | 301/75.3 | 228/76.0 | - |
| Spring | 377/75.4 | 460/76.7 | 461/76.8 | - |
| Overall | 676/75.1 | 761/76.1 | 689/76.6 | - |

OVERALL STROKE AVERAGE

| 2022-23 | Rounds | Strokes | Average |
|----------------|-------------|--------------|-------------|
| Fall | 14.5 | 1,081 | 74.6 |
| Spring | 1 | 72 | 72 |
| Overall | 15.5 | 1,153 | 74.4 |

| 2021-22 | Rounds | Strokes | Average |
|----------------|-----------|--------------|-------------|
| Fall | 11 | 828 | 75.3 |
| Spring | 15 | 1,147 | 76.5 |
| Overall | 26 | 1,975 | 76.0 |

JOIN THE CHANT KUATHLETICS.COM

f /KansasWomensGolf @KUWomensGolf @KUWomensGolf



ROCK CHALK JAYHAWK STATISTICS

// 2022-23 KANSAS WOMEN'S GOLF



KATIE RUGE

FRESHMEN

Omaha, Nebraska (Millard North HS)

CAREER STATISTICS

| Year | Events | Rnds | Strokes | L-H | Avg. | Ws | T-5 | T-10 | T-20 | in 60's | Low-54 |
|--------------|----------|------------|------------|--------------|-------------|----|-----|------|------|---------|------------|
| 22-23 | 2 | 5.5 | 431 | 74-79 | 78.4 | - | - | - | - | - | 232 |
| Total | 2 | 5.5 | 431 | 74-79 | 78.4 | - | - | - | - | - | 232 |

TOURNAMENTS

| 2022-23 | Tournament | Place | Score | To Par |
|----------|--|-------|---------------|--------|
| 9.12-13 | Branch Law Firm/Dick McGuire Inv. | T9 | 79-77-76-23 | +16 |
| 10.17-18 | Marilynn Smith Sunflower Invitational* | T47 | 79-74-^46-199 | +19 |

*INDIVIDUAL
^ NINE HOLES

AVERAGE BY ROUND


| 2022-23 | 1 / Avg. | 2 / Avg. | 3 / Avg. | 4 / Avg. |
|----------------|---------------|--------------|--------------|----------|
| Fall | 158/79 | 151/75.5 | 76/76 | - |
| Spring | - | - | - | - |
| Overall | 158/79 | 77/77 | 76/76 | - |

OVERALL STROKE AVERAGE

| 2022-23 | Rounds | Strokes | Average |
|----------------|----------|------------|-------------|
| Fall | 6 | 431 | 78.4 |
| Spring | - | - | - |
| Overall | 6 | 431 | 78.4 |

JOIN THE CHANT KUATHLETICS.COM

[f /KansasWomensGolf](https://www.facebook.com/KansasWomensGolf) [@KUWomensGolf](https://twitter.com/KUWomensGolf) [@KUWomensGolf](https://www.instagram.com/KUWomensGolf)





ROCK CHALK JAYHAWK
STATISTICS

// 2022-23 KANSAS WOMEN'S GOLF



ANNA SHULTSE

FRESHMAN

Moscow, Russia (Home Schooled)

CAREER STATISTICS

| Year | Events | Rnds | Strokes | L-H | Avg. | Ws | T-5 | T-10 | T-20 | in 60's | Low-54 |
|--------------|----------|------------|------------|--------------|-------------|----|-----|------|------|---------|------------|
| 22-23 | 4 | 9.5 | 755 | 74-85 | 79.5 | - | - | - | - | - | 237 |
| Total | 4 | 9.5 | 755 | 74-85 | 79.5 | - | - | - | - | - | 237 |

TOURNAMENTS

| 2022-23 | Tournament | Place | Score | To Par |
|----------|--|-------|---------------|--------|
| 9.12-13 | Branch Law Firm/Dick McGuire Inv. | T88 | 83-74-80-237 | +21 |
| 10.3-5 | Blessings Collegiate Invitational | 54 | 85-75-85-245 | +29 |
| 10.17-18 | Marilynn Smith Sunflower Invitational* | T47 | 79-82-^38-199 | +19 |
| 1.23 | Match in the Desert | T26 | 74 | +2 |

*INDIVIDUAL


^ NINE HOLES

AVERAGE BY ROUND

| 2022-23 | 1 / Avg. | 2 / Avg. | 3 / Avg. | 4 / Avg. |
|----------------|-----------------|---------------|-----------------|----------|
| Fall | 247/82.3 | 231/77 | 165/82.5 | - |
| Spring | 74/74 | - | - | - |
| Overall | 321/80.3 | 231/77 | 165/82.5 | - |

OVERALL STROKE AVERAGE

| 2022-23 | Rounds | Strokes | Average |
|----------------|------------|------------|-------------|
| Fall | 8.5 | 681 | 80.1 |
| Spring | 1 | 74 | 74 |
| Overall | 9.5 | 755 | 79.5 |



JOIN THE CHANT KUATHLETICS.COM

[f /KansasWomensGolf](https://www.facebook.com/KansasWomensGolf) [@KUWomensGolf](https://twitter.com/KUWomensGolf) [@KUWomensGolf](https://www.instagram.com/KUWomensGolf)



ROCK CHALK JAYHAWK STATISTICS

// 2022-23 KANSAS WOMEN'S GOLF



ANNA WALLIN

FRESHMEN

Heisingborg, Sweden (Filbornaskolan HS)

CAREER STATISTICS

| Year | Events | Rnds | Strokes | L-H | Avg. | Ws | T-5 | T-10 | T-20 | in 60's | Low-54 |
|--------------|----------|------------|------------|--------------|-------------|----|-----|------|------|---------|------------|
| 22-23 | 2 | 5.5 | 428 | 75-81 | 77.8 | - | - | - | - | - | 234 |
| Total | 2 | 5.5 | 428 | 75-81 | 77.8 | - | - | - | - | - | 234 |

TOURNAMENTS

| 2022-23 | Tournament | Place | Score | To Par |
|----------|---------------------------------------|-------|---------------|--------|
| 10.17-18 | Marilynn Smith Sunflower Invitational | T23 | 78-76-^40-194 | +14 |
| 10.28-30 | Battle at the Beach | 85 | 78-81-75-234 | +21 |


*INDIVIDUAL
^ NINE HOLES

AVERAGE BY ROUND

| 2022-23 | 1 / Avg. | 2 / Avg. | 3 / Avg. | 4 / Avg. |
|----------------|---------------|-----------------|--------------|----------|
| Fall | 156/78 | 157/78.5 | 75/75 | - |
| Spring | - | - | - | - |
| Overall | 156/78 | 157/78.5 | 75/75 | - |

OVERALL STROKE AVERAGE

| 2021-22 | Rounds | Strokes | Average |
|----------------|------------|------------|-------------|
| Fall | 5.5 | 428 | 77.8 |
| Spring | - | - | - |
| Overall | 5.5 | 428 | 77.8 |



JOIN THE CHANT KUATHLETICS.COM

[f /KansasWomensGolf](https://www.facebook.com/KansasWomensGolf) [@KUWomensGolf](https://twitter.com/KUWomensGolf) [@KUWomensGolf](https://www.instagram.com/KUWomensGolf)