



K-STATE WILDCATS

(21-14, 6-6 BIG 12)

Head Coach	Pete Hughes
Career Record	771-5968-3 (26th season)
School Record	119-106 (5th season)
Overall	21-14
Home	13-4
Away	8-7
Neutral	0-3
Last 10 Games	4-6
Current Streak	W1

Projected Rotation

Thursday	LHP Owen Boerema (4-1)
Friday	RHP German Fajardo (1-1)
Saturday	RHP Collin Rothermel (1-1)

INSIDE THE Series

»GAME 36

K-STATE at KANSAS

Friday, April 14 | 6 p.m.

Projected Starter: Owen Boerema v. Collin Baumgartner

Watch: Big 12 Now on ESPN+

Radio: 1350AM/93.3/93.7FM

Listen: kstatesports.com/watch

Live Stats: kstatesports.com

»GAME 37

K-STATE at KANSAS

Saturday, April 15 | 2 p.m.

Projected Starter: German Fajardo v. Sam Ireland

Watch: Big 12 Now on ESPN+

Radio: 1350AM/93.3/93.7FM

Listen: kstatesports.com/watch

Live Stats: kstatesports.com

»GAME 38

K-STATE at KANSAS

Sunday, April 16 | 1 p.m.

Projected Starter: Collin Rothermel v. TBD

Watch: Big 12 Now on ESPN+

Radio: 1350AM/93.3/93.7FM

Listen: kstatesports.com/watch

Live Stats: kstatesports.com

»SERIES HISTORY

K-STATE vs. KANSAS

All-Time	183-177-1
K-State at Home	105-82-1
K-State on the Road	71-92
K-State at Neutral Site	7-3

Series Start	1897
Last Meeting	May 8, 2022
Last K-State Win	May 8, 2022 (6-3)
Last K-State Loss	May 6, 2022 (3-5)
Last K-State Home Win	May 8, 2022 (6-3)
Last K-State Home Loss	May 6, 2022 (3-5)
Last K-State Road/Neutral Win	May 14, 2017 (10-3)
Last K-State Road/Neutral Loss	May 14, 2021 (0-10) (7)

Last K-State Series Win	2022 (2-1)
Last K-State Series Loss	2021 (1-2)
Last K-State Home Series Win	2022 (2-1)
Last K-State Home Sweep	2008 (3-0)
Last K-State Home Series Loss	2014 (1-2)
Last Time K-State Was Swept in Home Series	2004 (0-3)
Last K-State Road/Neutral Series Win	2015 (2-1)
Last K-State Road Sweep	2013 (3-0)
Last K-State Road Series Loss	2021 (1-2)
Last Time K-State Was Swept in Road Series	2019 (0-3)

Last 10 in Series	W2
Current Streak	3-7
Hughes (at K-State) vs. Kansas	3-7

»STADIUM INFO

Field	Hoglund Ballpark
Location	Lawrence, Kan.
Capacity/Dimensions	2,500 / 330'-375'-400'-375'-300'

SEASON Comparison

	.268	.403	.456	7.9	8.8	58	7	48	254	239	280	85-105	4.81	303.0	313	118	.285	.974
	AVG	OBP	SLG	R/G	H/G	2B	3B	HR	RBI	BB	K	SB-A	ERA	IP	K	BB	B/AVG	FLD%
	.272	.366	.457	6.8	10.0	64	7	40	186	139	259	20-23	5.73	276.1	243	130	.273	.977

GameNotes



KANSAS JAYHAWKS

(17-15, 5-4 BIG 12)

Head Coach	Dan Fitzgerald
Career Record	17-15 (1st season)
School Record	17-15 (1st season)
Overall	17-15
Home	7-0
Away	4-10
Neutral	6-5
Last 10 Games	9-1
Current Streak	W2

Projected Rotation

Thursday	RHP Collin Baumgartner (3-0)
Friday	RHP Sam Ireland (4-3)
Saturday	TBD

WILDCAT TEAM Leaders

»HITTING

AVG	Cash Rugely	.340
OBP	Cash Rugely	.496
SLG	Cash Rugely	.566
OPS	Cash Rugely	1.062
H	Cole Johnson	37
2B	Roberto Pena	10
3B	Nick Goodwin	2
HR	Roberto Pena/Cole Johnson	8
R	Cash Rugely	33
XBH	Roberto Pena	19
RBI	Roberto Pena	42
SB	Brendan Jones	19
BB	Brady Day	33

»PITCHING

G	Ty Ruhl	16
QS	Boerema	3
GS	German Fajardo	9
IP	Owen Boerema	44.0
W	Owen Boerema	4
ERA	Corey Cater/Jared Henry	0.00
WHIP	Tyson Neighbors	.69
SV	Tyson Neighbors	5
SO	Owen Boerema	57
K:BB	Tyson Neighbors	7.0
K/9	Trae Robertson	22.5

WHAT'S Inside

Noteworthy/Quick Facts	2-3
Roster	4
Wildcats On The Map	5
Head Coach Pete Hughes	6-7
Tointon Family Stadium	8
Around the Big 12	9
Lineups	10-11
Game-By-Game	12-13
Last Time/Game Highs	14
Homerun Breakdown	15
Hitting Stats	16
Misc Stats	17
Starters Breakdown	18
Bullpen Stats	19
Game-By-Game Results	20
Overall Stats	21
Big 12 Stats	22
Home Stats	23
Road/Neutral Stats	24
Last 5 Games	25
Last 10 Games	26
Last Series	27
Series Box Scores	28
Probable Pitching Starters	29-33
Pitchers	34-47
Hitters	48-56
TV/Radio Roster	57



2023 Schedule

OVERALL: 21-14

Big 12: 6-6 | Non-Conference: 15-8

Home: 13-4 | Away: 8-7 | Neutral: 0-3

Last 10 Games: 4-6 | Streak: W1

FEBRUARY (4-5)

		RESULT/TIME (CT)
17	at Stephen F. Austin	W, 7-6
18	at Stephen F. Austin	W, 8-4
19	at Stephen F. Austin	W, 14-8
20	at Stephen F. Austin	W, 16-5
22	at Lamar	L, 3-4
24	vs. #1 LSU*	L, 3-7
25	vs. Sam Houston*	L, 3-8
26	vs. Iowa*	L, 5-6
28	at Omaha	L, 6-7

MARCH (14-5)

3	ARMY	W, 4-1
4	STONEHILL	W, 25-3
5	ARMY	W, 14-8
6	STONEHILL	W, 6-5
10	YOUNGSTOWN STATE	W, 20-4
11	YOUNGSTOWN STATE	W, 9-6
12	YOUNGSTOWN STATE	W, 16-2 (7)
15	at Creighton	W, 3-0
17	at Baylor*	W, 8-1
18	at Baylor*	L, 4-6
19	at Baylor*	L, 4-8
21	ST. THOMAS	W, 11-3
22	ST. THOMAS	L, 1-2
24	OKLAHOMA*	W, 7-1
25	OKLAHOMA*	W, 7-6
26	OKLAHOMA*	W, 8-7
28	at Air Force	W, 12-9
29	at Air Force	L, 13-18
31	#24 WEST VIRGINIA*	L, 3-8

APRIL (3-4)

1	#24 WEST VIRGINIA*	W, 7-1
2	#24 WEST VIRGINIA*	L, 6-10
4	NEBRASKA	L, 1-6
6	at #21 Texas*	L, 5-6
7	at #21 Texas*	W, 6-5
8	at #21 Texas*	L, 2-8
10	CREIGHTON	W, 10-0 (7)
14	at Kansas*	6 p.m.
15	at Kansas*	2 p.m.
16	at Kansas*	1 p.m.
18	WICHITA STATE	6 p.m.
21	at UC Irvine	8 p.m.
22	at UC Irvine	3 p.m.
23	at UC Irvine	3 p.m.
25	at UC Riverside	8 p.m.
28	#21 TEXAS TECH*	6 p.m.
29	#21 TEXAS TECH*	4 p.m.
30	#21 TEXAS TECH*	1 p.m.

MAY (0-0)

2	at Wichita State	6 p.m.
5	SOUTHEAST MISSOURI STATE	6 p.m.
6	SOUTHEAST MISSOURI STATE	4 p.m.
7	SOUTHEAST MISSOURI STATE	1 p.m.
12	at #12 Oklahoma State*	6 p.m.
13	at #12 Oklahoma State*	6 p.m.
14	at #12 Oklahoma State*	1 p.m.
18	TCU*	6 p.m.
19	TCU*	6 p.m.
20	TCU*	4 p.m.
24	Big Phillips 66 Big 12 Championship!	

*Karback Round Rock Classic

Dell Diamond Field - Round Rock, Texas

!2022 Phillips 66 Big 12 Baseball Championship

Globe Life Field - Arlington, Texas

*Big 12 Game

Home games in **BOLD**

Feb: 4-5 | H: 0-0 // A: 4-2 // N: 0-3

March: 14-5 | H: 11-2 // A: 3-3 // Big 12: 4-3

April: 3-4 | H: 2-2 // A: 1-2 // Big 12: 2-3

May: 0-0 | H: 0-0 // A: 0-0 // Big 12: 0-0

K-STATE QUICK FACTS

UNIVERSITY INFORMATION

Location.....	Manhattan, Kan.
Founded.....	1863
Enrollment.....	20,229
President.....	Richard Linton
Director of Athletics.....	Gene Taylor
Faculty Representative.....	Dr. Be Stoney
SWA.....	Jill Shields
Ticket Office Phone.....	800-221-CATS
Nickname.....	Wildcats
Colors.....	Purple and White
Affiliation.....	NCAA Division I
Conference.....	Big 12
Website.....	K-StateSports.com

PROGRAM HISTORY

Year of Baseball.....	123rd
First Season.....	1897
All-Time Record.....	1,954-1,940-10 (.502)
All-Time Home Record.....	1,241-745-3 (.624)
All-Time Tointon Record ('02).....	386-208 (.651)
All-Time Big 12 Record.....	235-422-3 (.354)
Big 12 Conference Tournament.....	19-24
NCAA Tournament Appearances.....	4
Last NCAA Appearance.....	2013 (Super)
NCAA Tournament Record.....	7-8

TEAM INFORMATION

2022 Record.....	29-29 (.500)
2022 Big 12 Record.....	8-16 (.333)
2022 Postseason.....	Big 12 Tourn. (semis)
2022 Final Ranking.....	N/A
Conference Finish.....	7th
Letterwinners Returning.....	19
Letterwinners Lost.....	21
Starters Returning/Lost.....	3/5
Pitchers Returning/lost.....	6/13
Newcomers.....	19 (9 Freshman, 10 Transfers)

FACILITY INFORMATION

Stadium.....	Tointon Family Stadium
Opened/Re-dedicated.....	1961/2002
Capacity.....	2,334
Dimensions.....	340'-400'/325'
Playing Surface.....	AstroTurf Gameday Grass
All-Time Home Record.....	1,241-745-3 (.624)
Press Box Phone.....	785-532-5801

ATHLETICS COMMUNICATIONS

Baseball Contact.....	Jordyn Ballard
Email.....	jballard@kstatesports.com
Office Phone.....	785-532-7976
Cell Phone.....	785-706-8039

COACHING STAFF

Head Coach	#19 Pete Hughes
.....	5th season
.....	3rd base coach
Pitching Coach	#42 Rudy Darrow
.....	1st season
Assistant Coach	#21 Austin Wates
.....	5th season
Volunteer Assistant	Thomas Hughe
.....	3rd season
.....	1st base coach
Graduate Assistant	Chad Shade, 1st season
.....	Justin Mitchell, 1st season
Strength Coach	A.J. Kloss
Athletic Trainer	Blaine Burris
Dir. of Baseball Ops	Ryan Connolly
Dir. of Player/Program Dev.	Colin Greaser

A LOOK AT K-STATE

The Wildcats heads into the Big 12 weekend 21-14 and 6-6 in the league ... The cats are coming off 10-0 run-rule victory against Creighton for their second shutout win of the season ... Pete Hughes is in his fifth season at the helm and has compiled an 119-106 (.529) record during his time with Wildcats ... Hughes is 771-598-3 (.563) in his 26 years as a head coach ... K-State is slashing .268/.403/.456 as a team including 58 doubles, seven triples and 48 home runs with two starters hitting over .300 ... K-State leads the nation in walks with 239 while ranking fifth in sacrifice flies (24) ... Senior Cash Rugely is hitting .340 to lead the Cats offense to go alongside a .496 on-base percentage and .566 slug ... Kaelen Culpepper is second on the team in batting average at .302 followed by Brady Day at .293 ... Roberto Pena and Cole Johnson have sent eight homers out of the ball park this season and rank second and third in RBI combing for 82 this season ... Goodwin and Brendan Jones have started in all 35 games for K-State at shortstop and center field... Jones ranks second in the league with 19 stolen bases which ranks 22nd in the nation ... Goodwin leads the nation in sac flies with seven ... As a team, the Wildcats are dangerous on the base path with a league-high 85 stolen bases which ranks seventh in Division I ... K-State has rolled 22 double plays this season which ranks fifth in the Big 12 ... The Wildcats have a 4.81 team ERA with 313 strikeouts compared to 118 walks ... K-State ranks second in the league and ranks 33rd in DI with a 2.65 strikeout-to-walk ratio while leading the Big 12 in fewest walks per nine innings at 3.50 ... Sixteen pitchers have made appearances on the mound with five making over 10 outings this year while German Fajardo has a team-high nine starts ... Left-handed Owen Boerema ranks second in the league with 57 total strikeouts while the Minnesota product is just one-of-six pitchers to strikeout 12+ in a single game ...

SCOUTING KANSAS

The Jayhawks enter the weekend with an overall 17-15 record and 5-4 record in league action ... The Jayhawks had their season-high seven-game winning-streak snapped last weekend against No. 19 West Virginia while KU took the series 2-1 ... KU is led by first-year head coach Dan Fitzgerald following his one year stop as an assistant coach at LSU ... The Jayhawks are slashing .272/.366/.457 averaging 6.8 runs a game on 10 hits ... KU has totaled 111 extra-base hits including 40 homers ... Two starters are hitting over .300 led by Kodey Shojinaga... The freshman from Honolulu, Hawaii is hitting .375 on the year with 22 RBI and 17 runs scored ... Eight Jayhawks have sent one out of the park this season led by Janson Reeder with eight while Shojinaga has a team-high .602 slugging-percentage ... On the mound, Kansas has a 5.73 team ERA with opponents hitting .273 with a 1.87 strikeout-to-walk ratio ... Collin Baumgartner (3-0) will get his ninth start of the season in Friday's opener heading into the series with a 3.77 ERA ... The right-hander has a struck out a team-high 41 batters this year ... Right-hander Sam Ireland will get the mid-game start with a 5.06 ERA and 4-3 record on the hump for the Jayhawks ... Thaniel Trumper has made a team-high 16 appearances on the mound while Stone Hewlett leads with three saves ...

INSIDE THE SERIES

K-State leads the all-time series 183-177-1 while Kansas leads 92-71 in Lawrence since the series start in 1897 ... Friday marks the 362nd meeting between the two schools ... K-State took the series 2-1 last season at Tointon Family Stadium ... The Cats are 3-7 in the last 10 meetings against the Jayhawks and under head coach Pete Hughes ... K-State leads 3-2 in past five matchups ...

L, 10-0 (7) - May 14, 2021 (Lawrence)
W, 6-2 - May 15, 2021 (Lawrence)

L, 5-3 - May 6, 2022 (Manhattan)
W, 5-2 - May 7, 2022 (Manhattan)
W, 6-3 - May 8, 2022 (Manhattan)

AROUND THE LEAGUE

Texas moved to first in the Big 12 standings after taking the series over Kansas State ... The No. 19 Longhorns have an overall 24-11 record and 6-3 in league action ... No. 25 TCU (21-12) and No. 18 Oklahoma State (23-11) are tied in second each with a 7-5 conference record ... Kansas comes in at fourth at 17-15 overall and 5-4 in Big 12 play followed by West Virginia (23-10, 3-3) rounding out the top five ... K-State (21-14, 6-6) ranks sixth followed by No. 21 Texas Tech (23-11, 4-5), Baylor (12-21, 4-8) and Oklahoma (18-16, 3-6) ...

ON THE ROAD AGAIN

K-State is 8-10 when playing on the road and 8-7 when playing in true away games as the visiting team including 2-4 in Big 12 road games ... On the road, the Wildcat offense hits .258 while slugging .428 with 22 home runs ... K-State has averaged 6.7 runs a game on 8.6 hits when on the road ... Kaelen Culpepper leads the offense on the road hitting .349 with 15 hits including four extra-base hits and 15 RBI over 11 games ... Pelletier and Jones follow hitting .294 and .293 ... The duo has combined for 29 of the 122 road runs with 14 RBI while Cole Johnson leads with 25 RBI and six homers ... The Wildcat bullpen has boasted a 5.84 ERA on the road, striking out 162 compared to 67 walks ... Seven different Cats have earned a victory on the road with Tyson Neighbors leading with three saves ... Neighbors has made an appearance in nine road games this season followed by Mason Buss, Ty Ruhl, and Shay Hartis each with eight ...

WALK THE WALK

The Cats have walked a nation-leading 239 times this season, averaging 6.8 per contest ... Brady Day leads the Wildcats with 33 total walks which ranks 10th in Division I and third in the Big 12 ... K-State has registered double figure walks in eight games this season ... The Cats had 16 walks against Youngstown State (March 10) which was nine short of matching the Division I all-time record ... K-State is on pace to break the single-season Top 10 leaderboard with just 64 left to match the 10th top performance of 276 set in 1982 ... The Wildcats all-time single-season walks record was set in 1995 with 382 ...

GOTTA BE QUICKER THAN THAT

K-State has caused troubles on the base path for opponents, stealing a league-high 85 bases which ranks seventh in all Division I while sitting 12th with 2.43 per game ... The Cats nearly matched the program record with 11 stolen bases against Youngstown State (March 10) and were just one base shy of matching the record ... Brendan Jones has been the speedster for the Cats lineup with 19 stolen bases which is second in the Big 12 and 14th among all Division I players ... The Cats 74 stolen bases surpasses the 2022 season total by 32 ... The K-State single-season record is 149 set in 2009 thru 62 games ...

R-E-S-P-E-C-T

Raphaël Pelletier continues to be a threat behind the plate as the redshirt-sophomore catcher from Mascouche, Quebec, Canada has thrown out a league-high 11 runners this season after tossing out a runner in the series against nationally-ranked Texas ... Pelletier matched his career-high (8) in the series opener against Baylor (March 17) ...

THE LONG BALL

K-State has launched 48 balls out of the park this season which ranks third in the Big 12 and 43rd across Division I ... 10 players have recorded multiple homers this season led by Roberto Pena and Cole Johnson lead the pack with eight homers this season ... Nick Goodwin leads the current

NUMBERS TO Know

239

The Wildcats lead the nation with 239 walks led by 33 from Brady Day who ranks 10th nationally in the individual category.

85

The Cats have stolen 85 bases this season which leads the Big 12 in the category and ranks seventh in Division I

2.65

K-State ranks second in the Big 12 in strikeout-to-walk ratio with 2.65 which ranks 33rd in the nation.

HUGHES' RANKED WINS AT K-STATE

2023 (vs. Ranked Teams)

Rank	Opponent	Score	H/A/N	Date
#24	West Virginia	7-1	H	4/1/23
#21	Texas	6-5	A	4/8/23

2022 (4-13 vs. Ranked Teams)

Rank	Opponent	Score	H/A/N	Date
#6	Oklahoma State	7-2	H	4/3/22
#7	Texas*	8-5	H	4/14/22
#7	Texas*	8-1	H	4/15/22
#8	Texas Tech	6-5 (11)	N	5/27/22

2021 (6-10 vs. Ranked Teams)

Rank	Opponent	Score	H/A/N	Date
#3	Texas Tech*	7-2	H	4/2/21
#3	Texas Tech*	10-4	H	4/3/21
#5	TCU*	4-2	H	5/20/21
#5	TCU*	11-8	H	5/22/21
#5	Texas Tech	7-2	N	5/28/21
#8	TCU	5-2	N	5/29/21

2020 (0-0 vs. Ranked Teams)

Rank	Opponent	Score	H/A/N	Date
--	--	--	--	--

2019 (7-8 vs. Ranked Teams)

Rank	Opponent	Score	H/A/N	Date
#10	Texas Tech	5-4	H	3/31/19
#14	Texas*	6-4	A	4/12/19
#14	Texas*	2-0	A	4/14/19
#19	TCU*	7-4	H	4/18/19
#19	TCU*	11-10	H	4/20/19
#15	Baylor	10-3	A	5/5/19
#20	West Virginia	8-6	H	5/11/19

vs. Top 25: 19-36 (.345)

vs. Top 10: 12-19 (.387)

*Won series

career leaderboard with 28 ... Brendan Jones hit a leadoff home run in the series opener against the Mountaineers ... Cole Johnson hit his second career and season grand slam in the Wildcats 12-9 comeback victory over Air Force (March 28) ... Three players have hit multiple homers in a single game with Johnson, Orlando Salinas, Jr., and Pena ... The Cats have produced 80+ home runs the past two seasons ... K-State hit back-to-back home runs for the second time this season since with back-to-back solo shots by Dom Hughes and Goodwin ... Three Wildcats have hit three grand slams this season with the last coming at Air Force (March 28) by Johnson ... Johnson and Roberto Pena each launched a grand slam against SFA (Feb. 20) to mark the first time since 2010 where two Wildcats posted grand slams in the same game ... Nine players are posting a multi-home run season ... 41 homers were against right-handed pitchers, 24 were solo shots while 20 came with one-out ... The Wildcats were the only team to produce double digit bombs in the opening weekend (10) ... The Wildcats sent five deep and out in the series finale against No. 24 West Virginia marking the fourth time in the Hughes era, and second this season ... The five home runs were just short two of matching a program record seven ...

LAST TIME OUT

K-state moved to 21-14 run-ruling Creighton, 10-0, on Monday night ... Collin Rothermel and Ty Ruhl combined to shut out Creighton in seven innings at Tointon Family Stadium ... Kaelen Culpepper laced an RBI double to right center to plate the game-winning run while Cole Johnson's three-run homer in the seventh put the run-rule in effect ... Rothermel picked up his first victory of the season after tossing six complete innings and held the Bluejays to just two hits with six strikeouts ... Roberto Pena, Culpepper, and Johnson each went 2-for-3 at the plate with Pena and Johnson each registering three-RBI ... K-State scored 10 runs on 10 hits with five runners left on base ... Seven Cats registered a hit in the nightcap; three had multiple ... The Wildcats had three extra base hits ... Pena and Johnson each had three-RBI ... Johnson hit his eighth homer of the season; has 16 career home runs ... The Cats went 5-12 (.417) with runners in scoring position with three two-out RBI ... Creighton left seven runners on base ... Monday marked the Cats ninth 10+ run game ... K-State registered its second shutout of the season ... Ruhl tossed a shutout inning with one strikeout ...

A LOOK AT THE NUMBERS

K-State has a season +86 run differential through 35 games averaging 7.9 runs on 8.8 hits ... The Wildcats have outscored opponents 41-26 in the fourth inning alone and 103-44 (+59) from the seventh

and on ... Cats are 15-3 when leading after the sixth and 2-0 when tied after six ... K-State is 9-8 when committing no errors in a game ... Conversely, K-State has won 12 games when one or more errors are committed, 12-6 overall ... The Wildcats are 16-6 when scoring first and 7-5 when scoring in the first inning ... K-State has outthit opponents on 16 occasions this season and is 5-14 when being outthit ... The Cats are 14-2 when limiting opponents to five or less runs and are 5-5 in one-run games... K-State is 16-9 when playing afternoon games and 5-5 when playing under the lights ... The Cats have won 17 games against right-handed starters while going 4-6 against lefties ...

FROM THE 'PEN

Under the guidance pitching coach Rudy Darrow, the Cats pitching staff has produced a 4.81 ERA which ranks fifth in the Big 12 with outings from 16 different players this season ... The Wildcats have struck out 313 batters this season compared to 118 walks, averaging 9.3 strikeouts per nine innings which ranks fourth in the Big 12 ... K-State's pitching staff ranks second in the league with a 2.65 strikeout-to-walk ratio which is 33rd in Division I ... The Cats lead the Big 12 with fewest walks allowed per nine innings at 3.50 ... Six players have earned at least two victories on the mound led by newcomer Owen Boerema with four followed by Tyson Neighbors and Mason Buss each with three ... Boerema earned his fourth victory in the series opener against Oklahoma limiting the Sooners to one run with seven strikeouts during his six innings ... The Litchfield, Minn., product is one of six players to strikeout 12+ batters in a single-game after fanning 12 against No. 21 Texas (April 7), ranks second in the league with 57 total strikeouts... Right-hander German Fajardo has made a team-high nine starts on the mound this season, ranks eighth in the nation ... Four different players have earned a save this year led by sophomore Tyson Neighbors with five which ranks third in the league...

COACH HUGHES FIE

Pete Hughes grabbed his 100th victory with K-State on Feb. 18 against in game two against Stephen F. Austin ... Hughes is in 26th season and fifth at the helm of K-State baseball ... Hughes has compiled a career record of 771-598-3 (.564) as a head coach ... His 750 career victories ranks first among active Big 12 head coaches ... In five seasons as the head coach of the Wildcats, Hughes has put together a 119-106 (.535) record ... He's led the Cats to two straight runs in the Phillips 66 Big 12 Championship semifinals ... In 2021, K-State turned in a 34-23 mark, its highest win total since posting 45 in 2013 ... Three players were selected in the 2022 MLB First-Year Player Draft increasing Hughes' career draft total to 82, including eight while at K-State.

UP NEXT

Following the Dillons Sunflower Showdown, the Cats return to Tointon Family Stadium to host in-state rival Wichita State on Tuesday, April 18, with game time slated for 6 p.m. The game will be streamed on the Big 12 Now on ESPN+ and the ESPN app with radio coverage on News Radio KMAN (93.3 FM, 1350 AM). Live streaming audio is available for all games at KStateSports.com/watch and on the K-State Sports app.

2023 PRESEASON BIG 12 COACHES POLL

RK	TEAM (1st-Place Votes)	Points
1.	TCU (5)	61
2.	Oklahoma State (4)	59
3.	Texas Tech	48
4.	Texas	43
5.	Oklahoma	38
6.	West Virginia	28
7.	Kansas State	17
8.	Kansas	16
9.	Baylor	14

INDIVIDUAL BIG 12 RANKS

Rank	Player	Stat
#2	Roberto Pena	42 RBI
#T2	Brendan Jones	19 SB
#3	Cole Johnson	40 RBI
#3	Brady Day	33 BB
#4	Cash Rugely	.496 OBP
#T5	Brendan Jones	31 BB
#T5	Cash Rugely	31 BB
#2	Owen Boerema	57 K
#2	Tyson Neighbors	5 SV
#5	German Fajardo	14 K Looking

K-STATE BIG 12 RANKS

Rank	Category	Stat
#1	Walks	239
#1	Stolen Bases	85
#2	Runs	277
#2	RBI	254
#3	Home Runs	48
#4	On-Base %	.403
#1	Saves	9
#2	K-to-BB Ratio	2.65
#4	Walks Allowed	118
#4	Strikeouts	313

LONGEST K-STATE WINNING STREAKS

Since 1910

Year(s)	Streak
2006	16
1908, 2014	12
2004	11
1998	10
1906, 1907, 1979, 1981, 2023	9
1930, 1978, 2005, 2022	8

D1BASEBALL RANKS

TOP 50 SHORTSTOPS (Week 6)

No. 17 Nick Goodwin

TOP 50 RELIEF PITCHERS (Week 6)

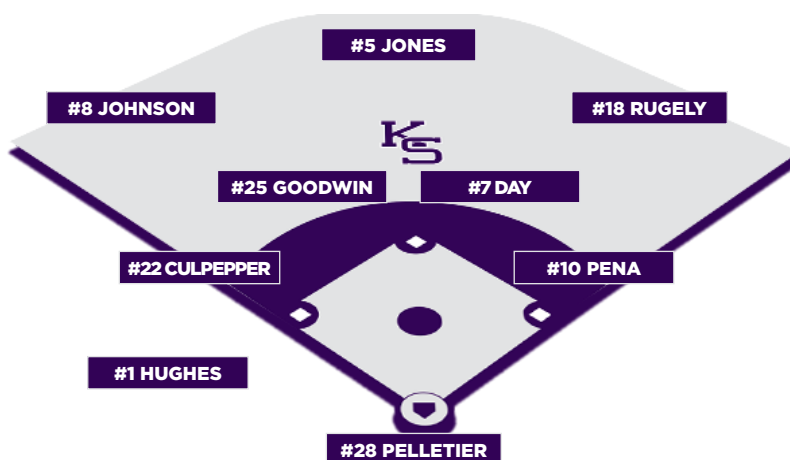
No. 26 Tyson Neighbors

TOP 100 STARTING PITCHERS (Week 6)

No. 100 Owen Boerema



POTENTIAL Starters



NUMERICAL ROSTER

#	NAME	YR	POS	B/T	HT	WT	HOMETOWN (LAST SCHOOL)
1	Dom Hughes	JR	OF	L/L	5-9	185	Boston, Mass. (North Oconee HS)
2	Christian Holmes	FR	IF	R/R	6-2	215	Crete, Ill. (Brother Rice HS)
3	Matt Lemke	FR	UTL	R/R	6-0	180	Overland Park, Kan. (Blue Valley Northwest HS)
4	Orlando Salinas, Jr.	JR	IF	L/R	5-11	185	Corpus Christi, Texas (Oklahoma State)
5	Brendan Jones	SO	OF	L/L	5-10	180	Greenbrier, Tenn. (Goodpasture Christian HS)
6	Mason Buss	FR	RHP	R/R	5-11	190	Pewaukee, Wis. (Arrowhead HS)
7	Brady Day	R-SO	IF/OF	L/R	6-0	190	Hampstead, N.H. (Pinkerton Academy)
8	Cole Johnson	SR	OF	R/R	6-2	190	Southlake, Texas (TCU)
10	Roberto Pena	SR	IF	R/R	6-1	210	Caracas, Venezuela (South Florida)
11	Dalton Beck	SO	LHP	L/L	6-0	190	Frisco, Texas (Grayson College)
12	Cayden Phillips	SO	C	R/R	6-3	200	Amarillo, Texas (Amarillo HS)
13	Cole Wisenbaker	FR	LHP	L/L	6-3	175	Houston, Texas (Cypress Christian HS)
14	Cadyn Karl	FR	OF	R/L	6-2	195	Edmond, Okla. (Jones HS)
15	Kyan Lodice	R-FR	OF	L/R	6-2	195	Omaha, Neb. (Millard West HS)
16	Tyson Neighbors	SO	RHP	R/R	6-2	220	Royse City, Texas (Royse City HS)
17	Shay Hartis	JR	RHP	R/R	6-1	210	The Colony, Texas (Texas Tech)
18	Cash Rugely	SR	IF/OF	R/R	6-0	195	Round Rock, Texas (Navarro College)
20	Carson Queck	FR	OF	R/R	6-2	215	The Woodlands, Texas (Woodlands Christian Academy)
22	Kaelen Culpepper	SO	IF	R/R	6-0	185	Memphis, Tenn. (St. Benedict at Auburndale HS)
23	Ty Ruhl	R-SO	RHP	R/R	6-3	205	Cairo, Neb. (Millard West HS)
24	Jayden Lobliner	FR	C	R/R	5-10	190	St. Charles, Ill. (St. Charles North HS)
25	Nick Goodwin	JR	IF	R/R	6-1	205	Overland Park, Kan. (St. Thomas Aquinas HS)
26	Owen Boerema	SR	LHP	L/L	6-5	225	Litchfield, Minn. (Univ. of Northwestern (Minn.))
28	Raphael Pelletier	R-SO	C	L/R	6-0	185	Mascouche, Quebec, Canada (Ontario Virtual School)
29	Lawson Knight	SO	OF	R/R	6-0	190	Round Rock, Texas (Western Texas College)
30	Jackson Wentworth	R-FR	RHP	R/R	6-1	205	Urbandale, Iowa (Waukee HS)
33	Collin Rothermel	SO	RHP	R/R	6-1	175	San Diego, Calif. (Rancho Bernardo HS)
34	Blake Corsentino	JR	RHP	L/R	6-5	215	Ventura, Calif. (Santa Barbara City College)
35	Andrew Evans	FR	RHP	R/R	6-5	235	Olathe, Kan. (Olathe West HS)
36	Trae Robertson	SR	LHP	L/L	6-5	205	Columbia, Mo. (Missouri)
37	German Fajardo	JR	RHP	R/R	5-11	180	Nogales, Ariz. (Arizona)
38	Kyler Heyne	SO	RHP	R/R	6-0	185	Frisco, Texas (Navarro College)
40	Griffin Hassall	SR	RHP	R/R	6-4	210	Newmarket, Ontario, Canada (Bill Crothers)
41	Corey Cater	SR	RHP	R/R	6-6	235	Sacramento, Calif. (Trinity Univ.)
43	Clayton Broeder	JR	LHP	R/L	6-3	195	Pearland, Texas (Grayson College)
44	Kevin Mannell	R-FR	RHP	R/R	6-4	205	Topeka, Kan. (Seaman HS)
45	Jared Henry	GR	RHP	R/R	6-0	185	West Stockbridge, Mass. (UMass)

COACHING & SUPPORT STAFF

Head Coach:	#19 Pete Hughes (Davidson, '90) - 5th year
Assistant Coach:	#21 Austin Wates (Virginia Tech, '17) - 5th year
Pitching Coach:	#42 Rudy Darrow (Nicholls State '06) - 1st year
Volunteer Assistant:	Thomas Hughes (Kansas State, '19) - 3rd year
Athletic Trainer:	Blaine Burris (Oklahoma State, '08) - 9th year
Strength & Conditioning Coach:	A.J. Kloss (Iowa, '13) - 1st year
Director of Baseball Operations:	Ryan Connolly (Notre Dame, '09) - 5th year
Director of Player & Program Development:	Colin Greaser (Kansas State, '14) - 7th year
Graduate Assistant:	Justin Mitchell (Oklahoma, '21) - 1st year
Graduate Assistant:	Chad Shade (Kansas State, '21) - 1st year

CATCHERS (3)

12	Cayden Phillips	SO
24	Jayden Lobliner	FR
28	Raphael Pelletier	R-SO

INFIELDERS (7)

2	Christian Holmes	FR
4	Orlando Salinas JR.	JR
7	Brady Day	R-SO
10	Roberto Pena	SR
18	Cash Rugely	SR
22	Kaelen Culpepper	SO
25	Nick Goodwin	JR

OUTFIELDERS (9)

1	Dom Hughes	JR
5	Brendan Jones	SO
7	Brady Day	R-SO
8	Cole Johnson	SR
14	Cadyn Karl	FR
15	Kyan Lodice	R-FR
18	Cash Rugely	SR
20	Carson Queck	FR
29	Lawson Knight	SO

LHP (5)

11	Dalton Beck	SO
13	Cole Wisenbaker	FR
26	Owen Boerema	SR
36	Trae Robertson	SR
43	Clayton Broeder	JR

RHP (14)

6	Mason Buss	FR
16	Tyson Neighbors	SO
17	Shay Hartis	JR
23	Tyler Ruhl	R-SO
30	Jackson Wentworth	R-FR
33	Collin Rothermel	SO
34	Blake Corsentino	JR
35	Andrew Evans	FR
37	German Fajardo	JR
38	Kyler Heyne	SO
40	Griffin Hassall	SR
41	Corey Cater	SR
44	Kevin Mannell	R-FR
45	Jared Henry	GR

RHH (12)

2	Christian Holmes	FR
3	Matt Lemke	FR
8	Cole Johnson	SR
10	Roberto Pena	SR
12	Cayden Phillips	SO
14	Cadyn Karl	FR
18	Cash Rugely	SR
20	Carson Queck	FR
22	Kaelen Culpepper	SO
24	Jayden Lobliner	FR
25	Nick Goodwin	JR
29	Lawson Knight	SO

LHH (6)

1	Dom Hughes	JR
4	Orlando Salinas, Jr.	JR
5	Brendan Jones	SO
7	Brady Day	R-SO
15	Kyan Lodice	R-FR
28	Raphael Pelletier	R-SO

*Audio pronunciations are available on the baseball roster page at K-StateSports.com

ALPHABETICAL ROSTER

11	Beck, Dalton
26	Boerema, Owen
43	Broeder, Clayton
6	Buss, Mason
41	Cater, Corey
34	Corsentino, Blake
22	Culpepper, Kaelen
7	Day, Brady
35	Evans, Andrew
37	Fajardo, German
25	Goodwin, Nick
17	Hartis, Shay
40	Hassall, Griffin
45	Henry, Jared
38	Heyne, Kyler
2	Holmes, Christian
1	Hughes, Dominic
8	Johnson, Cole
5	Jones, Brendan
14	Karl, Cadyn
29	Knight, Lawson
3	Lemke, Matthew
24	Lobliner, Jayden
15	Lodice, Kyan
44	Mannell, Kevin
16	Neighbors, Tyson
28	Pelletier, Raphael
10	Pena, Roberto
12	Phillips, Cayden
20	Queck, Carson
36	Robertson, Trae
33	Rothermel, Collin
18	Rugely, Cash
23	Ruhl, Tyler
4	Salinas JR., Orlando
30	Wentworth, Jackson
13	Wisenbaker, Cole

PRONUNCIATION GUIDE

Owen	BOEREMA
	bore-ma
Clayton	BROEDER
	bro-der
Blake	CORSENTINO
	core-sin-TEE-no
GERMAN	FAJARDO
	HAIR-mahn fuh-HARD-oh
Griffin	HASSALL
	HASSLE
Kyler	HEYNE
	han-ee
Jayden	LOBLINER
	lob-liner
KYAN	LODICE
	KIE-an (like ryan) LOW-dis
Kevin	MANNELL
	MUH-nell
Raphael	PELLETIER
	pel-uh-TEER
Cash	RUGELY
	ROOJ-lee
Orlando	SALINAS JR.
	suh-LEEN-us

BY STATE

Arizona	1
German Fajardo (Nogales)	
California	3
Corey Cater (Sacramento)	
Blake Corsentino (Ventura)	
Collin Rothermel (San Diego)	
Iowa	1
Jackson Wentworth (Urbandale)	
Illinois	2
Christian Holmes (Crete)	
Jayden Lobliner (St. Charles)	
Kansas	4
Nick Goodwin (Overland Park)	
Andrew Evans (Olathe)	
Matt Lemke (Overland Park)	
Kevin Mannell (Topeka)	
Massachusetts	2
Jared Henry (West Stockbridge)	
Dom Hughes (Boston)	
Minnesota	1
Owen Boerema (Litchfield)	
Missouri	1
Trae Robertson (Columbia)	
Nebraska	2
Kyan Lodice (Omaha)	
Ty Ruhl (Cairo)	
New Hampshire	1
Brady Day (Hempstead)	
Oklahoma	1
Cadyn Karl (Edmond)	
Tennessee	2
Kaelen Culpepper (Memphis)	
Brendan Jones (Greenbrier)	

Texas

12	Dalton Beck (Frisco)
	Clayton Broeder (Pearland)
	Shay Hartis (The Colony)
	Kyler Heyne (Frisco)
	Cole Johnson (Southlake)
	Lawson Knight (Round Rock)
	Tyson Neighbors (Royse City)
	Cayden Phillips (Amarillo)
	Carson Queck (The Woodlands)
	Cash Rugely (Round Rock)
	Orlando Salinas, Jr. (Corpus Christi)
	Cole Wisenbaker (Houston)

Wisconsin

1	Mason Buss (Pewaukee)
---	-----------------------

Canada

2	Griffin Hassall (Newmarket, Ontario)
	Raphael Pelletier (Quebec)

Venezuela

1	Roberto Pena (Caracas)
---	------------------------

SCHEDULE BY STATE

California

4	Irvine (3)
	Riverside (1)

Colorado

2	Colorado Springs (2)
---	----------------------

Kansas

31	Lawrence (3)
	Manhattan (27)
	Wichita (1)

Nebraska

1	Omaha (1)
---	-----------

Oklahoma

3	Stillwater (3)
---	----------------

Texas

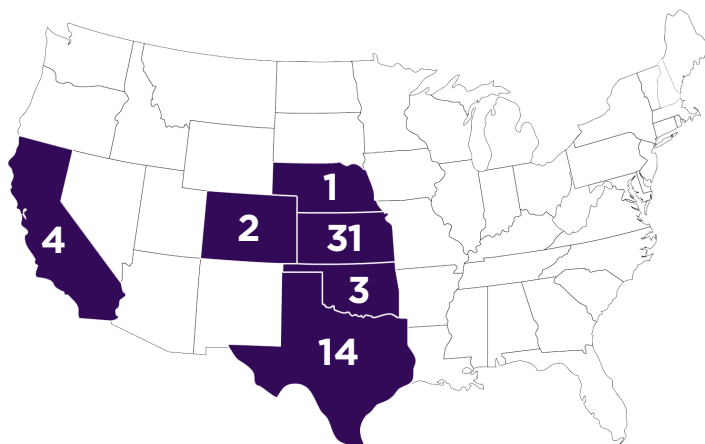
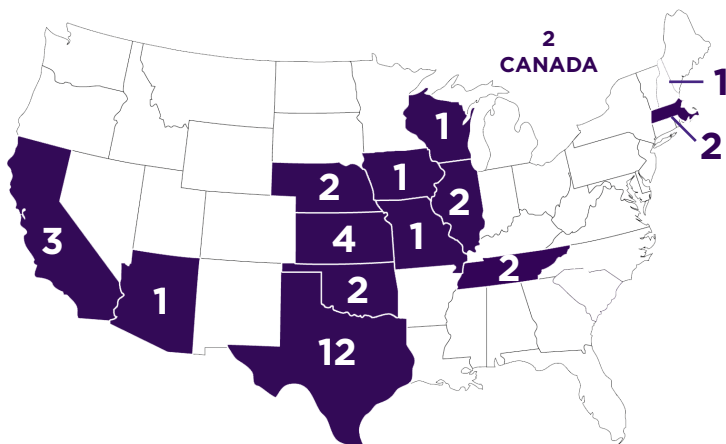
14	Austin (3)
	Beaumont (1)
	Nacogdoches (4)
	Round Rock (3)
	Waco (3)

BY LETTERS WON AT K-STATE

0	Christian Holmes	182
		IF
3	Matt Lemke	UT
6	Mason Buss	RHP
10	Roberto Pena	IF
11	Dalton Beck	LHP
13	Cole Wisenbaker	LHP
14	Cadyn Karl	OF
17	Shay Hartis	RHP
20	Carson Queck	OF
24	Jayden Lobliner	C
26	Owen Boerema	LHP
29	Lawson Knight	OF
35	Andrew Evans	RHP
36	Trae Robertson	LHP
38	Kyler Heyne	RHP
41	Corey Cater	RHP
43	Clayton Broeder	LHP
45	Jared Henry	RHP
1		(15)
4	Orlando Salinas, Jr.	IF
7	Brady Day (R)	IF
12	Cayden Phillips	C
15	Kyan Lodice	OF
18	Cash Rugely	IF
20	Brendan Jones	OF
22	Kaelen Culpepper	IF
23	Ty Ruhl (R)	RHP
28	Raphael Pelletier (R)	C
29	Tyson Neighbors	RHP
30	Jackson Wentworth	RHP
33	Collin Rothermel	RHP
34	Blake Corsentino	RHP
37	German Fajardo	RHP
44	Kevin Mannell	RHP
2		(2)
8	Cole Johnson	IF/OF
25	Nick Goodwin	IF
3		(1)
1	Dom Hughes	OF
4		(1)
40	Griffin Hassall	RHP

FROM WHERE THE WILDCATS *Hail*

WHERE THE WILDCATS *Play*





PETE
Hughes

HEAD COACH | 5TH YEAR

K-STATE RECORD (5TH YEAR)
119-106 (.529)

CAREER RECORD (26TH YEAR)
771-598-3 (.563)

Pete Hughes was named the 21st head baseball coach in K-State history on June 8, 2018.

Hughes, who has a proven track record of setting new standards of excellence, has compiled a career record of 771-598-3 (.563) in 26 seasons as a head coach. He began his head coaching career at Trinity University (1997-98) while also serving as the skipper at Boston College (1999-2006), Virginia Tech (2007-13) and Oklahoma (2014-17). His 750 career victories ranks first among active Big 12 head coaches.

Twice named both the New England Coach of the Year and BIG EAST Coach of the Year, as well as the 2000 American Baseball Coaches Association Northeast Region Coach of the Year, Hughes owns a well-deserved reputation as a relentless worker, tireless recruiter and charismatic leader.

In five seasons as the head coach of the Wildcats, Hughes has put together a 119-106 (.529) record after leading the Cats to two straight runs in the Phillips 66 Big 12 Championship semifinals. In 2021, K-State turned in a 34-23 mark, its highest win total since posting 45 in 2013.

Last season, Hughes guided the Wildcats to their second consecutive appearance in the league postseason tournament and third in the last four years. The Cats claimed four victories over Top 10 teams including a pair of series wins over No. 7 Texas.

The Wildcats bullpen registered the second-best performance in school history with 540 strikeouts, averaging 9.6 strikeouts-per-nine innings. Hughes has overseen three of the top five strikeout seasons in program history after a program record 541 in 2021 and 448 in 2019.

On April 2, 2022, Dylan Phillips launched two home runs against Oklahoma State to become K-State's all-time home run leader, breaking the previous mark that stood since 1997. Phillips hit 13 home runs in his senior campaign to mark his third double-digit home run season, totaling 44 in his career.

Three players were selected to the MLB's First-Year Player Draft with Phillips (Los Angeles Angels), Blake Adams (Colorado Rockies) and Dominic Johnson (Detroit Tigers). Phillips became the fourth Wildcat to be picked in the top 10 rounds over the last four seasons.

The trio increases Hughes' career draft total to 82 over his 25-year career, including eight while at K-State.

During his third season, Hughes' Wildcats claimed series off a pair of top-10 teams in No. 3 Texas Tech and No. 5 TCU, upping his K-State total to four series victories against ranked opponents. The Cats totaled six wins over top-10 squads during the 2021 campaign, which are the most on record in K-State history. Hughes has totaled 13 victories over top-25 teams while at K-State.

His 2021 team saw records fall both at the plate and on the mound. The Wildcat offense launched a program-record 89 home runs, smashing the previous mark of 75 set in 1997. Dylan Phillips matched the single-season home run record with 16 while Zach Kokoska tallied 15 to lead four Wildcats with double-digit homers. The 89 home runs ranked 11th in the country.

Freshman infielder Nick Goodwin connected for 10 home runs during his freshman all-America season, tying Phillips' freshman record set in 2019.

The pitching staff racked up 541 strikeouts, breaking the previous record by nearly 100 (453) while the 9.9 strikeout-per-nine innings smashed the previous mark of 8.6 set in 1969.

Friday night starter Jordan Wicks produced a single-season record 118 punchouts in 2021 on his way to becoming K-State's all-time strikeout leader, finishing his career with 230 strikeouts in less than two and a half seasons. Wicks became the first Wildcat to ever be selected in the first round of the Major League Baseball First-Year Player Draft, as he was taken by the Chicago Cubs with the 21st overall pick.

Wicks was among four Cats who heard their names called during the 2021 MLB Draft, all within the first 15 rounds. Right-handed pitcher Carson Seymour was taken by the New York Mets in the sixth round, outfielder Zach Kokoska was selected in the 10th round by the Colorado Rockies and Eric Torres was picked by the Los Angeles Angels in the 14th round.

Hughes' second season came to a screeching to a halt in 2020 due to the COVID-19 pandemic after just 17 games. K-State had won seven of its last nine games, including taking three of four during a road series at perennial power Stanford.

Over 17 games, the Wildcat pitching staff ranked sixth in the nation in ERA (2.07), fifth in WHIP (1.01) and fourth in hits per nine innings (5.6). The Cats were one of just two teams in the country to allow only one home run during the season.

Wicks, the 2019 Big 12 Freshman of the Year and 2021 Preseason Big 12 Co-Pitcher of the Year, started the 2020 season without allowing an earned run in his first 24 2/3 innings.

YEAR BY YEAR			
YEAR	SCHOOL	RECORD (CONF)	POSTSEASON
1997	Trinity (TX)	19-19	--
1998	Trinity (TX)	33-11	--
1999	Boston College	26-21-1 (10-15-1/9th)	--
2000	Boston College	35-20 (12-11/5th)	--
2001	Boston College	29-22 (11-13/8th)	--
2002	Boston College	30-25 (15-11/t-3rd)	--
2003	Boston College	33-21 (13-11/5th)	--
2004	Boston College	32-27 (15-9/4th)	--
2005	Boston College	37-20 (17-8/2nd)	--
2006	Boston College	28-25-1 (9-21/5th-A)	--
2007	Virginia Tech	23-31 (4-25/6th-C)	--
2008	Virginia Tech	23-32 (6-24/6th-C)	--
2009	Virginia Tech	32-21 (12-17/6th-C)	--
2010	Virginia Tech	40-22 (16-14/4th-C)	NCAA Columbia Reg.
2011	Virginia Tech	30-25 (11-19/5th-C)	--
2012	Virginia Tech	34-21 (11-19/5th-C)	--
2013	Virginia Tech	40-22 (15-14/3rd-C)	NCAA Blacksburg Reg.
2014	Oklahoma	29-29 (8-16/8th)	Big 12 Tournament
2015	Oklahoma	34-27 (13-11/t-3rd)	Big 12 Tournament
2016	Oklahoma	30-27-1 (11-13/5th)	Big 12 Tournament
2017	Oklahoma	35-24 (12-11/3rd)	NCAA Louisville Reg.
2019	K-State	25-33 (8-16)	Big 12 Tournament
2020	K-State	10-7 (--)	--
2021	K-State	34-23 (10-14)	Big 12 Tournament
2022	K-State	29-29 (8-16)	Big 12 Tournament
2023	K-State	21-14 (6-6)	--

The lefty finished the season with a 0.35 ERA, best among Big 12 starters and 10th among all pitchers in the nation.

Offensively, K-State hit 13 home runs in 17 games, led by five from Phillips. Phillips, along with Terrence Spurlin, led the club with 18 RBI. Over the final nine games, K-State averaged 8.7 runs per game while launching nine home runs with a team average of .327.

In his first season at the helm of the Wildcats, Hughes led K-State to a berth in the 2019 Big 12 Championship - its first conference postseason bid since 2016. K-State finished with a 25-33 record (8-16 Big 12), including series victories over then-No. 14 Texas and No. 19 TCU.

Hughes' initial campaign held many highlights, including seven victories over top-25 opponents, K-State's highest total since 2011 and more than the previous three seasons combined. The Cats' consecutive series wins over the Longhorns and Horned Frogs marked the first time in program history K-State defeated ranked teams in consecutive series.

K-State's offense launched 54 home runs in 2019, its highest total since the 2009 season. Chris Ceballos and Phillips each hit 10 homers, as Phillips broke a K-State freshman record that stood since 1994. The Wildcat offense produced a stretch of 14 consecutive games with at least one home run - the program's longest in the Big 12 era and the longest of any Division I program during the 2019 season.

On the mound, Wicks took home Big 12 Freshman of the Year honors and went on to be named a 2019 Freshman All-America by D1Baseball.com and Collegiate Baseball. He became just the second Wildcat to earn conference freshman-of-the-year accolades and first since 2013 (Jake Matthys). Wicks broke program freshman records with 84 2/3 innings pitched and 86 strikeouts, both of which had stood since 1973.

The K-State pitching staff racked up 448 strikeouts, the third-highest single-season total in program history and just four shy of the all-time record. The Cats tossed consecutive road shutouts (at Texas on April 14, at Nebraska on April 16) - the first consecutive shutouts since 2008 and back-to-back road shutouts since the 1967 season.

Wicks was one of five Wildcats to earn All-Big 12 accolades at the end of the 2019



BIG RED ONE

Head coach Pete Hughes was given "The Big Red One" patch by Fort Riley Major General Douglas Sims. The One represents the United States Army 1st Infantry Division - the oldest continuously serving division in the Army. General Sims serves as the Commanding General of the 1st Infantry Division at nearby Fort Riley (Junction City, Kan.) and attends many home K-State baseball games.

season, joined by Griffin Hassall (Freshman), Zach Kokoska (Honorable Mention), Caleb Littlejim (Honorable Mention) Terrence Spurlin (Honorable Mention) and Cameron Thompson (Honorable Mention). K-State also tallied seven Academic All-Big 12 selections in Hughes' first season.

Hughes has made a name for himself within the community throughout his career, starting with his 19 Ways Foundation which he has taken with him at every coaching stop. During each of his four fall seasons at K-State, the Wildcats have led the country in money raised for the annual College Baseball Vs. Cancer campaign, the signature fundraising campaign of the Pediatric Brain Tumor Foundation.

The Wildcats raised over \$38,000 during both the 2020 and 2021 fall seasons, claiming their fourth consecutive national fundraising title. K-State players and staff have combined to raise over \$130,000 to help combat childhood cancer in Hughes' time in Manhattan. While at Oklahoma, his teams raised over \$80,000 to fight childhood cancer through the Vs. Cancer Foundation and the OU Children's hospital.

Following the 2018-19 academic year, Hughes' team earned the Wildcat Cup Trophy at the Powercat Choice Awards, voted on by the Student-Athlete Advisory Committee (SAAC) for excellence in the five core area of student-athlete well-being: academics, athletics, career, personal and service.

Hughes came to Manhattan after spending the 2018 season at the volunteer assistant coach at Georgia, where he helped the Bulldogs earn a national seed in the NCAA Tournament. Primarily working with the team's infielders, Hughes elevated UGA's defense from the bottom of the SEC in 2017 to 10th-best in the nation in his one season in Athens.

In 2017, the Sooners registered a 35-24 mark and advanced to the NCAA Tournament as a No. 2 seed in the Louisville Regional. Hughes collected a 128-1074-1 (.544) record in four seasons at the helm of the Sooners.

In his final season as the OU skipper, Hughes tutored 10 players that were honored with Big 12 annual awards – the most in program history – including Brylie Ware who was named the Big 12 Co-Newcomer of the Year and earned a spot on the All-Big 12 First Team along with outfielder Steele Walker.

Inheriting a Virginia Tech club in 2007 that had not reached the NCAA Tournament since 2000, Hughes went on to lead the Hokies to five straight 30-win seasons, including a pair of 40-win seasons that culminated with berths in the NCAA Tournament in 2010 and 2013, the latter marking the school's first-ever selection as a regional host site. Hughes compiled a 222-174 (.561) record in seven seasons at Virginia Tech.

Hughes produced an even more remarkable turnaround at Boston College, as he took over a program that had averaged just 13 wins a year over the previous 35 seasons. The Golden Eagles finished 17-23-1 the year prior to his arrival in 1998 and, two seasons later, the team registered an 18-game improvement as it finished 35-20 and qualified for the program's second-ever appearance in the BIG EAST Tournament. In 2005, he guided BC to a school-record 37 victories.

Averaging 31 wins a season while at Boston College, Hughes owned a career mark of 250-181-2 (.580) as the Eagles' skipper. He coached 37 all-conference selections while at Boston College, including Jared McGuire who was named 2005 BIG EAST Player of the Year.

In 25 seasons as a head coach, Hughes' teams have finished .500 or better 22 times while he has overseen 82 former student-athletes selected in the Major League Baseball Draft, including 20 taken in the first 10 rounds after Dylan Phillips was taken in the eighth round by the Los Angeles Angels in the 2022 MLB Draft.

Hughes is a 1990 graduate of Davidson College where he played third base on the baseball team and quarterback for the Wildcats' football team. He was captain of the baseball team as a senior and graduated that year with a Bachelor of Arts in sociology/anthropology.

Hughes began his coaching career at Hamilton College in New York in 1990-91, serving as an assistant in football and was the top assistant and recruiting coordinator for baseball. He continued in that dual role at Northeastern University in Boston from the fall of 1991 until the spring of 1996 when he landed the head baseball coaching position at Trinity.

A native of Brockton, Massachusetts, Hughes and his wife Debby have five children: Thomas, Hal, Dominic, Grace and P.J. Thomas finished his collegiate career at K-State in 2019 after also playing at Oklahoma and is currently the team's volunteer assistant coach. Dom is a junior outfielder at K-State and Hal, an infielder, finished his career at Rice in 2022.



WHAT THEY'RE SAYING ABOUT

Pete Hughes

“ I couldn't be happier for Pete Hughes and his family. He sacrificed a lot to join our program and made a huge impact here at Georgia. Kansas State is getting one heck of a baseball coach and a better person. They are getting a coach that will work tirelessly with their players on and off the field and will help bring the Wildcat baseball program back to prominence. ”

- Georgia Head Coach Scott Stricklin

“ I have known Pete Hughes since he was the coach at Boston College and I was at Notre Dame. During that time, I grew to respect Pete as an outstanding coach, competitor, and molder of young men. His teams have always played with great passion and energy. The players at Kansas State will be taught to play the game the right way and will represent the university with great class – because Pete will demand nothing less. He is a tireless worker in recruiting as well as working with the players on the field. He will not stop until the job is done. ”

- Former LSU Head Coach Paul Mainieri

“ Pete Hughes is an outstanding coach, recruiter and leader. His teams are always fundamentally sound and relentless competitors. I am so happy for him and his family. ”

- Georgia Tech Head Coach Dan Hall

“ I got to know Pete during his time at Boston College and Virginia Tech where he established himself as a program developer, proven leader in player development, terrific recruiter and most importantly a friend. I'm happy for him and the Kansas State baseball community. This is a great hire and I look forward to seeing the success he'll have in Manhattan. ”

- Virginia Head Coach Brian O'Connor




Opened in 2001 as the home of K-State Baseball, a renovated and expanded Tointon Family Stadium debuted in 2020 after completion of a \$15 million project finalizing a two-year refurbishment of the facility that resulted in new bullpens, a spacious clubhouse and office building, chairback seating throughout the grandstand and a towering videoboard in right field.

The stadium's latest improvement came prior to the 2023 season, when a new artificial turf surface was installed utilizing the FieldTurf DoublePlay system.


The stadium is named in honor of Bob and Betty Tointon, the principle benefactors of the original \$3.1 million structure, who once again demonstrated their generosity and continued support of Kansas State University and Wildcat Baseball as the lead donors in the project that all but gutted the original facility and constructed in its place a beautiful and functional new home for K-State Baseball.

The Tointon Family Stadium upgrades were started prior to the 2019 season with the installation of a padded outfield wall, construction of large Major League-style bullpens beyond the left- and right-field fences, refurbished dugouts with new benches and flooring, and the installation of LED stadium lighting.



Immediately following the 2019 campaign, construction on the stadium's seating bowl, press box, suites and former clubhouse and office areas commenced. Over the next eight months, in conjunction with the building of Buser Family Park - K-State's soccer stadium next door - Tointon Family Stadium's exterior took on a fresh look utilizing the existing and distinctive "K-State limestone" façade with the addition of metal roofing and accent glass panels matching the soccer facility. The stadium concourse was expanded and covered for the comfort of the fans and a new ticket office, which serves both baseball and soccer, built between the stadiums. Inside Tointon Stadium, chairback seating was installed in all sections of the seating bowl, replacing the original chairs and aluminum bleachers.

Fans are entertained during games by the 44-foot high by 36-foot wide Edgerley Family Videoboard, while families enjoy the Sidlinger Family Playground - enclosed by protective netting - on the third-base side and a permanent K-State Super Store location on the



concourse to purchase all their Wildcat gear. In addition, a new backstop netting system was erected and extended beyond the left- and right-field standing room areas for greater fan safety.

Rising above the third-base grandstand is the crown jewel of the project - a two-story clubhouse and office complex that more than triples the space of the original stadium for areas utilized by the student-athletes and coaches. Housed on the ground level that connects to the third-base dugout are the team spaces - a massive locker room featuring distinctive white lockers and unique ceiling lighting shaped as stitches on a baseball, a meeting room and video theater with lounge seating for 40, a players' lounge with three big-screen televisions and study tables, a dedicated fuel station for nutritional needs, a sports medicine and rehabilitation zone, and expanded laundry and equipment storage areas. Overlooking the field above the third-base grandstand on the second level are the coaches offices, conference room and coaches locker room.

To top off the project, the press and suite level was gutted and remodeled with all new finishes and furniture while the popular Giller Family Club was enlarged and the original balcony walkway enclosed to provide greater comfort for donors and fans.

THE NEW TOINTON FAMILY STADIUM

- Over 8,800 square feet added or renovated
- New clubhouse with updated locker room, player lounge, athletic training room, coaches offices and equipment room
- Additional space for team meetings in the new clubhouse
- New and improved exterior facade
- Installation of new Edgerley Family Videoboard, Giller Family Club and Stolzer Family Suite
- New energy efficient LED lights
- Extended protective netting, including a covered playground and grass berm down the left field line
- New team store and concessions, enhancing the gameday fan experience
- Improvements also include entry and parking upgrades, ticket office, suite upgrades, chairback seating and family fun zone
- New field turf, dugouts, bullpens and walls completed in first phase of project
- Clubhouse, team room, baseball offices, press and media areas received upgrades beginning in the summer of 2019 and were completed January 2020

QUICK FACTS

Year Opened: 1961 (re-dedicated 2002)

Official Capacity: 2,344

Largest Crowd: 4,280 (May 15, 2009)

Field Name: Frank Myers Field

Surface: AstroTurf Gameday Grass

Dimensions: 325-390-320

Record: 386-208 (since rededication)

2023 BIG 12 STANDINGS

Team	Big 12 Record	Pct	Home	Away	Streak	Overall	PCT.	Home	Away	Neutral	Streak
Texas	6-3	.667	5-1	1-2	W1	24-11	.686	20-4	4-4	0-3	L1
TCU	7-5	.583	5-1	2-4	W2	21-12	.636	11-5	6-5	4-2	W3
Oklahoma State	7-5	.583	5-1	2-4	L2	23-11	.676	18-4	4-5	1-2	L3
Kansas	5-4	.556	3-0	2-4	L1	16-15	.516	6-0	4-10	6-5	W1
West Virginia	3-3	.500	1-2	2-1	W1	23-10	.697	9-4	11-6	3-0	L1
Kansas State	6-6	.500	4-2	2-4	L1	21-14	.600	13-4	8-7	0-3	W1
Texas Tech	4-5	.444	4-2	0-3	W1	23-11	.676	21-4	1-5	1-2	W1
Baylor	4-8	.333	4-2	0-6	W1	12-21	.364	12-11	0-10	0-0	L1
Oklahoma	3-6	.333	2-1	1-5	L1	18-16	.529	11-7	5-7	2-2	W1

BIG 12 PLAYERS OF THE WEEK

Feb. 20	Player	Austin Davis, TCU
	Pitcher	Brendan Girtton, Texas Tech
	Newcomer	Kevin Bazzell, Texas Tech
March 1	Player	J.J. Wetherholt, West Virginia
	Pitcher	Blaine Traxel, West Virginia
	Newcomer	Janzen Keisel, Oklahoma State
March 6	Player	Nolan McClean
	Pitcher	Cam Brown
	Co-Newcomer	Louis Rodriguez
	Co-Newcomer	Nolan Schubart
March 13	Player	Roc Riggio, Oklahoma State
	Pitcher	Juaron Watts-Brown, Oklahoma State
	Newcomer	Easton Carmichael, Oklahoma
March 20	Player	Austin Green, Texas Tech
	Pitcher	Will Rigney, Baylor
	Co-Newcomer	Dakota Harris, Oklahoma
	Co-Newcomer	Austin Green, Texas Tech
March 27	Player	Porter Brown, Texas
	Pitcher	Cam Brown, TCU
	Newcomer	Carson Bengel, Oklahoma State
April 3	Player	Roberto Pena, Kansas State
	Pitcher	Juaron Watts-Brown, Oklahoma State
	Newcomer	Gage Harrelson, Texas Tech
April 12	Player	Anthony Silva, TCU
	Co-Pitcher	Tyson Neighbors, Kansas State
	Co-Pitcher	Robby Porco, West Virginia
	Newcomer	Cole Elvis, Kansas

2023 PRESEASON BIG 12 COACHES POLL

RK	TEAM (1st-Place Votes)	Points
1.	TCU (5)	61
2.	Oklahoma State (4)	59
3.	Texas Tech	48
4.	Texas	43
5.	Oklahoma	38
6.	West Virginia	28
7.	Kansas State	17
8.	Kansas	16
9.	Baylor	14

2023 PRESEASON ALL-BIG 12 TEAM

Player	Position	School
Hudson White	C	Texas Tech
Nick Goodwin*	IF	Kansas State
Jackson Nicklaus	IF	Oklahoma
Marcus Brown	IF	Oklahoma State
Roc Riggio	IF	Oklahoma State
Brayden Taylor*	IF	TCU
John Spikerman	OF	Oklahoma
Austin Davis	OF	TCU
Elijah Nunez	OF	TCU
Ty Coleman	DH	Texas Tech
Nolan McLean*	UT	Oklahoma State
Juaron Watts-Brown*	SP	Oklahoma State
Lucas Gordon	SP	Texas
Tanner Witt	SP	Texas
Mason Molina	SP	Texas Tech
Luke Savage	RP	TCU
Garrett Wright	RP	TCU

*- Unanimous selection

Preseason Player of the Year

Brayden Taylor, TCU

Preseason Pitcher of the Year

Juaron Watts-Brown, Oklahoma State

Preseason Newcomer of the Year

Juaron Watts-Brown, Oklahoma State

Preseason Freshman of the Year

Anthony Silva, TCU

BIG 12 IN THE NATIONAL POLLS

(D1BASEBALL / BASEBALL AMERICA / NCBWA / COLLEGIATE BASEBALL / USA TODAY)

	BAYLOR	KU	K-STATE	OU	OSU	TCU	TEXAS	TEXAS TECH	WVU
PRE	-/-/-/-	-/-/-/-	-/-/-/-	-/-RV/-/-	9/15/11/12/-	15/14/16/15/-	-/-/26/25/-	24/23/22/17/-	-/-/-/-/-
WEEK 1	-/-/-/-np	-/-/-/-np	-/-RV/-/-np	-/-/-/-np	15/21/19/16/np	8/10/8/12/np	-/-RV/-/-np	24/22/20/17/np	-/-/-/-np
WEEK 2	-/-/-/-	-/-RV/-/-	-/-/-/-	-/-RV/-/-	12/21/18/23/13	10/11/12/20/17	-/-/-/-/-	24/18/16/13/16	-/-RV/-/-RV
WEEK 3	-/-/-/-	-/-/-/-	-/-/-/-	-/-/-/-	13/18/15/24/14	10/10/13/23/16	-/-/-/-/-	-/25/21/18/-/21	-/-/-/-/-
WEEK 4	-/-/-/-	-/-/-/-	-/-RV/-/-	-/-/-/-	12/17/13/18/13	11/13/15/-/18	-/-/-/-/-	22/20/18/16/19	-/-RV/-/-RV
WEEK 5	-/-/-/-	-/-/-/-	-/-/-/-	-/-/-/-	20/20/16/19/15	-/-RV/-/-	-/-/-/-/-	14/16/14/12/14	24/-/-/-/-
WEEK 6	-/-/-/-	-/-/-/-	-/-RV/-/-	-/-/-/-	17/17/13/14/13	-/-/27/-/RV	21/19/24/15/19	22/20/19/22/21	24/-/25/-/RV
WEEK 7	-/-/-/-	-/-/-/-	-/-RV/-/-	-/-/-/-	16/11/15/12/13	-/-RV/-/-	21/20/24/13/19	22/18/19/23/23	24/19/22/28/24
WEEK 8	-/-/-/-	-/-/-/-	-/-/-/-	-/-/-/-	18/14/17/18/16	25/23/27/17/RV	19/15/19/12/18	21/19/20/23/22	-/-/25/-/RV
WEEK 9									
WEEK 10									
WEEK 11									
WEEK 12									
WEEK 13									
WEEK 14									
FINAL									

rv = receiving votes np = no poll

RPI - AS OF APRIL 12

BAYLOR	KU	K-STATE	OU	OSU	TCU	TEXAS	TEXAS TECH	WVU
211	101	90	65	32	29	18	62	41

GAME-BY-GAME STARTING LINEUPS

Date	Opponent	1	2	3	4	5	6	7	8	9
2/17	at Stephen F. Austin	Jones (1-0)	Hughes (1-0)	Goodwin (1-0)	Culpepper (1-0)	Johnson (1-0)	Pena (1-0)	Pelletier (1-0)	Rugely (1-0)	Lodice (1-0)
2/18	at Stephen F. Austin	Jones (2-0)	Hughes (2-0)	Goodwin (2-0)	Culpepper (2-0)	Johnson (2-0)	Pena (2-0)	Rugely (1-0)	Pelletier (1-0)	Lodice (2-0)
2/19	at Stephen F. Austin	Jones (3-0)	Hughes (3-0)	Goodwin (3-0)	Culpepper (3-0)	Johnson (3-0)	Pena (3-0)	Pelletier (2-0)	Rugely (2-0)	Lodice (3-0)
2/20	at Stephen F. Austin	Jones (4-0)	Day (1-0)	Lodice (1-0)	Goodwin (1-0)	Culpepper (1-0)	Johnson (1-0)	Pena (1-0)	Rugely (3-0)	Phillips (1-0)
2/22	at Lamar	Jones (4-1)	Day (1-1)	Culpepper (0-1)	Goodwin (1-1)	Lodice (0-1)	Johnson (1-1)	Pena (1-1)	Pelletier (1-1)	Rugely (0-1)
2/24	vs. LSU	Jones (4-2)	Day (1-2)	Goodwin (3-1)	Culpepper (3-1)	Lodice (0-2)	Johnson (1-2)	Pena (1-2)	Pelletier (2-1)	Rugely (0-2)
2/25	vs. Sam Houston	Jones (4-3)	Day (1-3)	Goodwin (3-2)	Pena (0-1)	Lodice (0-3)	Johnson (1-3)	Salinas (0-1)	Pelletier (2-2)	Rugely (0-3)
2/26	vs. Iowa	Jones (4-4)	Hughes (3-1)	Goodwin (3-3)	Pena (0-2)	Lodice (0-4)	Queck (0-1)	Day (0-1)	Pelletier (3-2)	Johnson (0-1)
2/28	at Omaha	Jones (4-5)	Hughes (3-2)	Goodwin (3-4)	Pena (0-3)	Day (0-1)	Rugely (0-1)	Johnson (0-1)	Lodice (0-1)	Phillips (1-1)
3/3	ARMY	Jones (5-5)	Hughes (4-2)	Goodwin (4-4)	Day (1-0)	Johnson (4-0)	Salinas (1-0)	Pena (2-2)	Pelletier (4-2)	Rugely (1-3)
3/4	STONEHILL	Jones (6-5)	Hughes (5-2)	Goodwin (5-4)	Queck (1-0)	Salinas (1-0)	Pena (4-0)	Day (1-0)	Johnson (1-0)	Lobliner (1-0)
3/5	ARMY	Jones (7-5)	Goodwin (1-0)	Day (1-0)	Queck (2-0)	Pelletier (1-0)	Pena (5-0)	Salinas (1-1)	Johnson (2-0)	Hughes (1-0)
3/6	STONEHILL	Jones (8-5)	Goodwin (2-0)	Day (2-0)	Rugely (1-0)	Pelletier (2-0)	Pena (6-0)	Salinas (2-1)	Johnson (3-0)	Hughes (2-0)
3/10	YOUNGSTOWN ST.	Jones (9-5)	Hughes (6-2)	Goodwin (6-4)	Day (2-0)	Johnson (5-0)	Salinas (2-0)	Rugely (2-0)	Pelletier (5-2)	Pena (1-0)
3/11	YOUNGSTOWN ST.	Jones (10-5)	Rugely (1-0)	Day (3-0)	Goodwin (2-1)	Pelletier (3-0)	Johnson (2-3)	Lodice (1-0)	Pena (1-0)	Salinas (1-0)
3/12	YOUNGSTOWN ST.	Jones (11-5)	Hughes (7-2)	Rugely (1-0)	Goodwin (3-1)	Day (1-1)	Johnson (3-3)	Pelletier (3-0)	Pena (2-0)	Salinas (2-0)
3/15	at Creighton	Jones (12-5)	Johnson (1-0)	Goodwin (7-4)	Day (3-0)	Rugely (1-0)	Hughes (1-0)	Pena (3-2)	Salinas (1-0)	Lobliner (2-0)
3/17	at Baylor	Jones (13-5)	Johnson (2-0)	Hughes (1-0)	Goodwin (4-1)	Day (2-1)	Rugely (1-1)	Pelletier (4-0)	Pena (3-0)	Salinas (3-0)
3/18	at Baylor	Jones (13-6)	Johnson (2-1)	Pelletier (0-1)	Goodwin (4-2)	Day (2-2)	Rugely (1-2)	Hughes (0-1)	Pena (3-1)	Salinas (3-1)
3/19	at Baylor	Jones (13-7)	Queck (0-1)	Goodwin (7-5)	Day (3-1)	Johnson (5-1)	Pelletier (0-1)	Rugely (2-1)	Pena (3-2)	Salinas (3-2)
3/21	ST. THOMAS	Jones (14-7)	Hughes (8-2)	Goodwin (8-5)	Johnson (1-0)	Day (3-2)	Pelletier (1-1)	Rugely (3-1)	Salinas (2-0)	Pena (2-0)
3/22	ST. THOMAS	Jones (14-8)	Lodice (0-1)	Goodwin (8-6)	Johnson (1-1)	Day (3-3)	Rugely (1-3)	Queck (0-1)	Lobliner (0-1)	Pena (2-1)
3/24	OKLAHOMA	Jones (15-8)	Hughes (9-2)	Goodwin (9-6)	Day (4-1)	Johnson (6-1)	Pelletier (2-1)	Rugely (4-1)	Salinas (2-0)	Pena (3-1)
3/25	OKLAHOMA	Jones (16-8)	Hughes (10-2)	Goodwin (10-6)	Day (5-1)	Johnson (7-1)	Pelletier (3-1)	Rugely (5-1)	Salinas (3-0)	Pena (4-1)
3/26	OKLAHOMA	Jones (17-8)	Queck (1-1)	Goodwin (11-6)	Day (6-1)	Rugely (2-0)	Johnson (4-3)	Pelletier (5-0)	Pena (4-2)	Salinas (4-2)
3/28	at Air Force	Jones (18-8)	Culpepper (1-0)	Goodwin (12-6)	Day (7-1)	Johnson (8-1)	Hughes (2-0)	Rugely (6-1)	Pelletier (6-2)	Pena (5-1)
3/29	at Air Force	Jones (18-9)	Culpepper (1-1)	Goodwin (12-7)	Day (7-2)	Johnson (8-2)	Rugely (1-4)	Pelletier (5-1)	Queck (0-1)	Pena (4-2)
3/31	WEST VIRGINIA	Jones (18-10)	Johnson (2-2)	Goodwin (12-8)	Culpepper (3-2)	Day (3-4)	Queck (0-2)	Rugely (6-2)	Pelletier (6-3)	Pena (4-3)
4/1	WEST VIRGINIA	Jones (19-10)	Hughes (11-2)	Goodwin (13-8)	Day (8-2)	Culpepper(2-0)	Johnson (5-3)	Rugely (7-2)	Pelletier (7-3)	Pena (5-3)
4/2	WEST VIRGINIA	Jones (19-11)	Hughes (11-3)	Goodwin (13-9)	Day (8-3)	Culpepper(2-1)	Johnson (5-4)	Rugely (7-3)	Pelletier (7-4)	Pena (5-4)
4/4	NEBRASKA	Rugely (0-1)	Day (1-4)	Culpepper (0-2)	Goodwin (4-3)	Johnson (8-3)	Pena (6-1)	Lobliner (0-1)	Jones (0-1)	Phillips (1-2)
4/6	at Texas	Rugely (0-2)	Day (1-5)	Johnson (0-1)	Goodwin (4-4)	Culpepper (2-2)	Pelletier (3-2)	Pena (3-3)	Lobliner (0-1)	Jones (0-1)
4/7	at Texas	Rugely (1-2)	Hughes (12-3)	Culpepper (1-2)	Goodwin (5-4)	Day (4-4)	Johnson (6-4)	Pelletier (6-1)	Pena (5-2)	Jones (1-1)
4/8	at Texas	Rugely (1-3)	Hughes (12-4)	Culpepper (1-3)	Goodwin (5-5)	Day (4-5)	Johnson (6-5)	Pelletier (6-2)	Pena (5-3)	Jones (1-2)
4/10	CREIGHTON	Goodwin (1-0)	Lodice (1-0)	Day (4-0)	Rugely (2-0)	Culpepper (3-2)	Pena (7-1)	Pelletier (7-2)	Johnson (4-0)	Jones (2-2)
4/14	at Kansas									
4/15	at Kansas									
4/16	at Kansas									
4/18	WICHITA STATE									
4/21	at UC Irvine									
4/22	at UC Irvine									
4/23	at UC Irvine									
4/25	at UC Riverside									
4/28	TEXAS TECH									
4/29	TEXAS TECH									
4/30	TEXAS TECH									
5/2	at Wichita State									
5/5	SOUTHEAST MO. ST.									
5/6	SOUTHEAST MO. ST.									
5/7	SOUTHEAST MO. ST.									
5/12	at Oklahoma St.									
5/13	at Oklahoma St.									
5/14	at Oklahoma St.									
5/18	TCU									
5/19	TCU									
5/20	TCU									

(Result with player in starting lineup order)

2023 OPENING DAY LINEUP			LAST LINEUP			# OF DIFFERENT INFIELDS	
AT STEPHEN F. AUSTIN (FEB. 17, 2023)			VS. CREIGHTON (APRIL 10, 2023)			4	
#	NAME	POS	#	NAME	POS	Most Common (35 times):	
1	Brendan Jones	CF	1	Nick Goodwin	SS	N. Goodwin (35)	SS
2	Dom Hughes	DH	2	Kyan Lodice	DH	Pelletier (29)	C
3	Nick Goodwin	SS	3	Brady Day	2B	Pena (28)	1B
4	Kaelen Culpepper	3B	4	Cash Rugely	RF	Day (24)	2B
5	Cole Johnson	LF	5	Kaelen Culpepper	3B	# OF DIFFERENT OUTFIELDS	
6	Roberto Pena	2B	6	Roberto Pena	1B	3	
7	Raphael Pelletier	C	7	Raphael Pelletier	C	Most Common (35 times):	
8	Cash Rugely	RF	8	Cole Johnson	LF	B. Jones (35)	CF
9	Kyan Lodice	1B	9	Brendan Jones	CF	Rugely (32)	RF
						Johnson (24)	LF

GAME-BY-GAME STARTERS BY POSITION

Date	Opponent	SP	C	1B	2B	3B	SS	LF	CF	RF	DH
2/17	at Stephen F. Austin	Boermea (1-0)	Pelletier (1-0)	Lodice (1-0)	Pena (1-0)	Culpepper (1-0)	Goodwin (1-0)	Johnson (1-0)	Jones (1-0)	Rugely (1-0)	Hughes (1-0)
2/18	at Stephen F. Austin	Fajardo (1-0)	Pelletier (2-0)	Lodice (2-0)	Pena (2-0)	Culpepper (2-0)	Goodwin (2-0)	Johnson (2-0)	Jones (2-0)	Rugely (2-0)	Hughes (2-0)
2/19	at Stephen F. Austin	Wentworth (1-0)	Pelletier (3-0)	Lodice (3-0)	Pena (3-0)	Culpepper (3-0)	Goodwin (3-0)	Johnson (3-0)	Jones (3-0)	Rugely (3-0)	Hughes (3-0)
2/20	at Stephen F. Austin	Beck (1-0)	Phillips (1-0)	Pena (1-0)	Day (1-0)	Culpepper (4-0)	Goodwin (4-0)	Johnson (4-0)	Jones (4-0)	Rugely (4-0)	Lodice (1-0)
2/22	at Lamar	Fajardo (1-1)	Pelletier (3-1)	Pena (1-1)	Day (1-1)	Culpepper (4-1)	Goodwin (4-1)	Johnson (4-1)	Jones (4-1)	Rugely (4-1)	Lodice (1-1)
2/24	vs. LSU	Boerema (1-1)	Pelletier (3-2)	Pena (1-2)	Day (1-2)	Culpepper (4-2)	Goodwin (4-2)	Johnson (4-2)	Jones (4-2)	Rugely (4-2)	Lodice (1-2)
2/25	vs. Sam Houston	Wentworth (1-2)	Pelletier (3-3)	Lodice (3-1)	Day (1-3)	Salinas (0-1)	Goodwin (4-3)	Johnson (4-3)	Jones (4-3)	Rugely (4-3)	Pena (0-1)
2/26	vs. Iowa	Fajardo (1-2)	Pelletier (3-4)	Lodice (3-2)	Day (1-4)	Pena (0-1)	Goodwin (4-4)	Hughes (0-1)	Jones (4-4)	Queck (0-1)	Johnson (0-1)
2/28	at Omaha	Hartis (0-1)	Phillips (1-1)	Lodice (3-3)	Day (1-5)	Pena (0-2)	Goodwin (4-5)	Hughes (0-2)	Jones (4-5)	Rugely (4-4)	Johnson (0-2)
3/3	ARMY	Boerema (2-1)	Pelletier (4-4)	Pena (2-2)	Day (2-5)	Salinas (1-1)	Goodwin (5-5)	Hughes (1-2)	Jones (5-5)	Rugely (5-4)	Johnson (1-2)
3/4	STONEHILL	Wentworth (2-2)	Lobliner (1-0)	Pena (3-2)	Day (3-5)	Salinas (2-1)	Goodwin (6-5)	Hughes (2-2)	Jones (6-5)	Queck (1-1)	Johnson (2-2)
3/5	ARMY	Fajardo (2-2)	Pelletier (5-4)	Pena (4-2)	Day (4-5)	Salinas (3-1)	Goodwin (7-5)	Hughes (3-2)	Jones (7-5)	Johnson (1-0)	Hughes (4-0)
3/6	STONEHILL	Beck (1-0)	Pelletier (6-4)	Pena (5-2)	Day (5-5)	Salinas (4-1)	Goodwin (8-5)	Johnson (5-3)	Jones (8-5)	Rugely (6-4)	Hughes (5-0)
3/10	YOUNGSTOWN ST.	Boerema (3-1)	Pelletier (7-4)	Pena (6-2)	Day (6-5)	Salinas (5-1)	Goodwin (9-5)	Johnson (6-3)	Jones (9-5)	Rugely (7-4)	Hughes (6-0)
3/11	YOUNGSTOWN ST.	Wentworth (3-2)	Pelletier (8-4)	Pena (7-2)	Day (7-5)	Salinas (6-1)	Goodwin (10-5)	Johnson (7-3)	Jones (10-5)	Rugely (8-4)	Lodice (2-2)
3/12	YOUNGSTOWN ST.	Fajardo (3-2)	Pelletier (9-4)	Pena (8-2)	Day (8-5)	Salinas (7-1)	Goodwin (11-5)	Hughes (4-2)	Jones (11-5)	Rugely (9-4)	Johnson (3-2)
3/15	at Creighton	Buss (1-0)	Lobliner (2-0)	Pena (9-2)	Salinas (1-0)	Day (1-0)	Goodwin (12-5)	Johnson (8-3)	Jones (12-5)	Rugely (10-4)	Hughes (7-0)
3/17	at Baylor	Boerema (4-1)	Pelletier (10-4)	Pena (10-2)	Salinas (2-0)	Day (2-0)	Goodwin (13-5)	Johnson (9-3)	Jones (13-5)	Rugely (11-4)	Hughes (8-0)
3/18	at Baylor	Wentworth (3-3)	Pelletier (10-5)	Pena (10-3)	Salinas (2-1)	Day (2-1)	Goodwin (13-6)	Johnson (9-4)	Jones (13-6)	Rugely (11-5)	Hughes (8-1)
3/19	at Baylor	Fajardo (3-3)	Pelletier (10-6)	Pena (10-4)	Salinas (2-2)	Day (2-2)	Goodwin (13-7)	Johnson (9-5)	Jones (13-7)	Rugely (11-6)	Queck (0-1)
3/21	ST. THOMAS	Evans (1-0)	Pelletier (11-6)	Pena (11-4)	Salinas (3-2)	Day (3-2)	Goodwin (14-7)	Johnson (10-5)	Jones (14-7)	Rugely (12-6)	Hughes (9-1)
3/22	ST. THOMAS	Hartis (0-2)	Lobliner (2-1)	Johnson (0-1)	Day (8-6)	Pena (0-3)	Goodwin (14-8)	Queck (0-1)	Jones (14-8)	Rugely (12-7)	Lodice (2-3)
3/24	OKLAHOMA	Boerema (5-1)	Pelletier (12-6)	Pena (12-4)	Salinas (4-2)	Day (4-2)	Goodwin (15-8)	Johnson (11-5)	Jones (15-8)	Rugely (13-7)	Hughes (10-1)
3/25	OKLAHOMA	Fajardo (4-3)	Pelletier (13-6)	Pena (13-4)	Salinas (5-2)	Day (5-2)	Goodwin (16-8)	Johnson (12-5)	Jones (16-8)	Rugely (14-7)	Hughes (11-1)
3/26	OKLAHOMA	Wentworth (4-3)	Pelletier (14-6)	Pena (14-4)	Salinas (6-2)	Day (6-2)	Goodwin (17-8)	Johnson (13-5)	Jones (17-8)	Rugely (15-7)	Queck (1-1)
3/28	at Air Force	Buss (2-0)	Pelletier (15-6)	Pena (15-4)	Day (9-6)	Culpepper (5-2)	Goodwin (18-8)	Hughes (4-2)	Jones (18-8)	Rugely (16-7)	Johnson (4-2)
3/29	at Air Force	Beck (1-1)	Pelletier (15-7)	Pena (15-5)	Day (9-7)	Culpepper (5-3)	Goodwin (18-9)	Johnson (13-6)	Jones (18-9)	Rugely (16-8)	Queck (1-2)
3/31	WEST VIRGINIA	Boerema (5-2)	Pelletier (15-8)	Pena (15-6)	Day (9-8)	Culpepper (5-4)	Goodwin (18-10)	Johnson (13-7)	Jones (18-10)	Rugely (16-9)	Queck (1-3)
4/1	WEST VIRGINIA	Fajardo (5-3)	Pelletier (16-8)	Pena (16-6)	Day (10-8)	Culpepper (6-4)	Goodwin (19-10)	Johnson (14-7)	Jones (19-10)	Rugely (17-9)	Hughes (12-1)
4/2	WEST VIRGINIA	Rothermel (0-1)	Pelletier (16-9)	Pena (16-7)	Day (10-9)	Culpepper (6-5)	Goodwin (19-11)	Johnson (14-8)	Jones (19-11)	Rugely (17-10)	Hughes (12-2)
4/4	NEBRASKA	Buss (2-1)	Phillips (1-2)	Pena (16-8)	Day (10-10)	Culpepper (6-6)	Goodwin (19-12)	Johnson (14-9)	Jones (19-12)	Rugely (17-11)	Lobliner (0-1)
4/6	at Texas	Boermea (5-3)	Pelletier (16-10)	Pena (16-9)	Day (10-11)	Culpepper (6-7)	Goodwin (19-13)	Johnson (14-10)	Jones (19-13)	Rugely (17-12)	Lobliner (0-2)
4/7	at Texas	Fajardo (6-3)	Pelletier (17-10)	Pena (17-9)	Day (11-11)	Culpepper (7-7)	Goodwin (20-13)	Hughes (5-2)	Jones (20-13)	Rugely (18-12)	Johnson (5-2)
4/8	at Texas	Wentworth (4-4)	Pelletier (17-11)	Pena (17-10)	Day (11-12)	Culpepper (7-8)	Goodwin (20-14)	Hughes (5-3)	Jones (20-14)	Rugely (18-13)	Johnson (5-3)
4/10	CREIGHTON	Rothermel (1-1)	Pelletier (18-11)	Pena (18-10)	Day (12-12)	Culpepper (8-8)	Goodwin (21-14)	Johnson (15-10)	Jones (21-14)	Rugely (19-13)	Lodice (3-3)
4/14	at Kansas										
4/15	at Kansas										
4/16	at Kansas										
4/18	WICHITA STATE										
4/21	at UC Irvine										
4/22	at UC Irvine										
4/23	at UC Irvine										
4/25	at UC Riverside										
4/28	TEXAS TECH										
4/29	TEXAS TECH										
4/30	TEXAS TECH										
5/2	at Wichita State										
5/5	SOUTHEAST MO. ST.										
5/6	SOUTHEAST MO. ST.										
5/7	SOUTHEAST MO. ST.										
5/12	at Oklahoma St.										
5/13	at Oklahoma St.										
5/14	at Oklahoma St.										
5/18	TCU										
5/19	TCU										
5/20	TCU										

(Result with player starting at position)

K-STATE HITTING GAME BY GAME

Date	Opponent	AB	R	H	RBI	2B	3B	HR	TB	BB	IBB	SB	CS	HBP	SAC	SF	GDP	K	PO	A	E	LOB	Avg
Feb. 17	at Stephen F. Austin	33	7	6	6	2	0	0	8	6	0	5	0	2	0	2	0	15	27	10	1	9	.182
Feb. 18	at Stephen F. Austin	32	8	10	8	0	0	4	22	3	0	0	3	2	0	1	0	8	27	8	1	3	.246
Feb. 19	at Stephen F. Austin	40	14	13	14	4	0	1	20	12	0	2	0	0	0	2	0	10	27	11	2	13	.276
Feb. 20	at Stephen F. Austin	37	16	12	16	0	0	5	27	12	0	2	0	2	0	0	1	8	27	9	2	8	.289
Feb. 22	at Lamar	32	3	9	3	1	0	1	13	2	0	0	1	0	1	1	1	7	24	8	0	6	.287
Feb. 24	vs. LSU	31	3	4	2	0	0	1	7	3	0	2	0	0	0	0	0	16	24	4	0	4	.263
Feb. 25	vs. Sam Houston	31	3	6	3	3	0	1	12	3	0	0	0	0	0	0	0	10	27	10	3	4	.254
Feb. 26	vs. Iowa	33	5	8	3	1	1	0	11	3	0	2	1	0	0	1	0	9	27	8	1	5	.253
Feb. 28	at Omaha	29	6	8	4	2	0	1	13	11	0	1	4	1	1	0	0	6	24	8	4	9	.255
March 3	ARMY	30	4	6	4	0	0	3	15	3	0	0	1	1	0	0	0	11	27	10	0	6	.250
March 4	STONEHILL	41	25	17	25	5	2	2	32	8	0	4	0	4	0	1	0	7	27	6	0	5	.268
March 5	ARMY	34	14	12	13	3	0	3	24	7	1	2	1	0	2	2	0	10	27	14	0	7	.275
March 6	STONEHILL	31	6	7	3	0	0	0	7	10	2	3	1	3	0	0	2	5	27	8	1	13	.272
March 10	YOUNGSTOWN ST.	33	20	12	20	4	0	2	22	16	0	11	1	2	0	3	0	6	27	10	2	10	.278
March 11	YOUNGSTOWN ST.	31	9	7	6	1	1	1	13	11	0	8	0	1	0	1	0	7	27	10	2	11	.275
March 12	YOUNGSTOWN ST.	31	16	11	13	3	0	1	17	10	0	5	0	4	0	0	0	3	21	9	2	11	.280
March 15	at Creighton	32	3	7	3	1	1	1	13	7	1	0	1	2	1	0	0	12	27	5	0	12	.276
March 17	at Baylor	35	8	10	7	1	0	0	11	9	0	5	0	0	1	1	0	10	27	9	0	11	.277
March 18	at Baylor	31	4	6	4	0	0	0	6	7	0	4	1	1	0	0	1	8	24	10	0	8	.273
March 19	at Baylor	32	4	6	3	2	0	1	11	4	0	1	1	0	1	0	0	8	24	7	2	6	.269
March 21	ST. THOMAS	35	11	14	9	3	0	1	20	7	0	4	0	0	0	1	2	4	27	11	2	8	.275
March 22	ST. THOMAS	30	1	4	1	0	0	0	4	9	0	7	0	1	0	0	1	6	27	14	0	12	.269
March 24	OKLAHOMA	31	7	7	6	1	0	0	8	8	0	0	0	0	0	0	0	8	27	12	0	8	.268
March 25	OKLAHOMA	31	7	7	7	4	0	1	14	3	0	1	0	1	0	0	0	4	27	6	0	4	.266
March 26	OKLAHOMA	33	8	10	8	2	0	2	18	6	0	0	2	1	0	0	1	3	27	11	2	7	.267
March 28	at Air Force	40	12	14	11	4	0	3	27	3	0	0	0	2	0	1	0	5	27	10	2	7	.271
March 29	at Air Force	37	13	14	13	4	0	1	21	12	0	1	0	0	0	3	0	9	24	6	2	12	.276
March 31	WEST VIRGINIA	33	3	6	3	0	0	2	12	6	0	0	0	0	0	0	0	13	27	11	0	9	.272
April 1	WEST VIRGINIA	30	7	9	7	1	0	5	25	5	0	0	1	0	1	1	1	4	27	8	0	6	.273
April 2	WEST VIRGINIA	33	6	7	6	0	0	2	13	6	0	1	0	0	0	0	1	6	27	7	1	6	.271
April 4	NEBRASKA	33	1	7	1	1	0	0	8	5	0	3	0	1	0	0	0	8	27	11	0	11	.269
April 6	at Texas	29	5	4	4	0	1	0	6	5	0	3	1	3	2	0	0	10	24	5	0	7	.266
April 7	at Texas	35	6	12	6	2	0	1	17	3	0	1	0	1	0	2	1	12	27	8	0	8	.268
April 8	at Texas	32	2	6	2	1	1	1	12	7	0	3	0	2	0	1	0	7	24	5	0	13	.266
April 10	Creighton	28	10	10	10	2	0	1	15	7	0	4	0	0	0	0	2	5	21	10	1	5	.268
April 14	at Kansas																						
April 15	at Kansas																						
April 16	at Kansas																						
April 18	WICHITA STATE																						
April 21	at UC Irvine																						
April 22	at UC Irvine																						
April 23	at UC Irvine																						
April 25	at UC Riverside																						
April 28	TEXAS TECH																						
April 29	TEXAS TECH																						
April 30	TEXAS TECH																						
May 2	Wichita State																						
May 5	SOUTHEAST MO. ST.																						
May 6	SOUTHEAST MO. ST.																						
May 7	SOUTHEAST MO. ST.																						
May 12	at Oklahoma State																						
May 13	at Oklahoma State																						
May 14	at Oklahoma State																						
May 18	TCU																						
May 19	TCU																						
May 20	TCU																						
Totals		1149	277	308	254	58	7	48	524	239	4	85	20	37	10	24	14	280	909	309	33	284	.268

K-STATE PITCHING GAME BY GAME																				
Date	Opponent	IP	H	R	ER	BB	SO	2B	3B	HR	WP	BK	HBP	DP	IBB	Score	W	L	SV	ERA
Feb. 17	at Stephen F. Austin	9.0	11	6	6	3	8	2	0	0	1	0	1	0	0	7-6	1	0	1	6.00
Feb. 18	at Stephen F. Austin	9.0	11	4	3	2	10	0	0	2	0	0	1	1	0	8-4	2	0	1	4.50
Feb. 19	at Stephen F. Austin	9.0	11	8	6	3	7	3	1	2	3	0	1	2	0	14-8	3	0	0	5.00
Feb. 20	at Stephen F. Austin	9.0	11	5	5	5	9	1	0	0	4	0	1	2	0	16-5	4	0	0	5.00
Feb. 22	at Lamar	8.0	10	4	4	5	6	2	0	0	0	0	1	1	0	3-4	0	1	0	4.91
Feb. 24	vs. LSU	8.0	10	7	7	1	12	1	0	0	1	1	1	0	0	3-7	0	2	0	5.37
Feb. 25	vs. Sam Houston	9.0	16	8	6	2	11	4	0	1	1	0	1	0	0	3-8	0	3	0	5.46
Feb. 25	vs. Iowa	9.0	12	6	4	3	9	3	0	1	0	0	1	1	0	5-6	0	4	0	5.27
Feb. 28	at Omaha	8.0	10	7	5	5	7	1	0	1	2	1	2	0	0	6-7	0	5	0	5.31
March 3	ARMY	9.0	5	1	1	5	11	1	0	0	0	0	2	0	0	4-1	5	5	3	4.86
March 4	STONEHILL	9.0	7	3	3	4	14	1	0	1	0	0	1	1	0	25-3	6	5	3	4.69
March 5	ARMY	9.0	8	8	8	2	6	2	0	3	0	0	2	0	0	14-8	7	5	3	4.97
March 6	STONEHILL	9.0	10	5	4	2	12	2	0	1	0	0	1	1	0	6-5	8	5	3	4.89
March 10	YOUNGSTOWN ST.	9.0	10	4	2	2	12	2	0	0	0	0	1	1	0	20-4	9	4	3	4.68
March 11	YOUNGSTOWN ST.	9.0	12	6	6	2	10	2	0	0	1	0	0	0	0	9-6	10	5	4	4.77
March 12	YOUNGSTOWN ST.	7.0	4	2	1	7	7	2	0	0	0	0	1	1	0	16-2	11	5	4	4.60
March 15	at Creighton	9.0	3	0	0	6	14	0	0	0	1	0	0	1	0	3-0	12	5	5	4.32
March 17	at Baylor*	9.0	6	1	1	2	8	1	0	0	0	0	1	0	0	8-1	13	5	5	4.13
March 18	at Baylor*	8.0	14	8	8	7	8	2	0	0	1	0	0	2	0	4-8	13	6	5	4.36
March 19	at Baylor*	8.0	10	8	3	2	10	0	0	0	0	0	4	0	0	4-8	13	7	5	4.32
March 21	ST. THOMAS	9.0	11	3	2	1	7	2	0	0	1	0	1	1	0	11-3	14	7	5	4.20
March 22	ST. THOMAS	9.0	8	2	1	2	8	0	0	0	1	0	0	0	0	1-2	14	8	5	4.05
March 24	OKLAHOMA*	9.0	6	1	1	4	9	1	0	0	0	2	0	0	0	7-1	15	8	6	3.91
March 25	OKLAHOMA*	9.0	10	6	6	4	9	2	0	0	0	0	1	1	0	7-8	16	8	7	4.00
March 26	OKLAHOMA*	9.0	8	7	6	4	5	2	0	0	0	0	1	0	0	8-7	17	8	7	4.09
March 28	at Air Force	9.0	11	9	7	5	5	5	0	1	1	0	2	1	1	12-9	18	8	8	4.20
March 29	at Air Force	8.0	22	18	16	6	8	8	1	1	1	0	1	1	1	13-8	18	9	8	4.67
March 31	WEST VIRGINIA*	9.0	13	8	8	2	8	4	1	3	1	0	1	0	0	3-8	18	10	8	4.80
April 1	WEST VIRGINIA*	9.0	4	1	1	4	8	0	1	0	0	0	1	1	0	7-1	19	10	8	4.66
April 2	WEST VIRGINIA*	9.0	13	10	7	3	8	2	0	3	2	0	0	0	1	6-10	19	11	8	4.74
April 4	NEBRASKA	9.0	12	6	5	1	10	2	0	1	0	0	4	1	1	1-6	19	12	8	4.75
April 6	at Texas*	8.0	10	6	6	1	12	4	1	0	0	0	0	0	0	5-6	19	13	8	4.81
April 7	at Texas*	9.0	7	5	5	4	11	1	0	1	0	1	0	0	0	6-5	20	13	9	4.81
April 8	at Texas*	8.0	12	8	8	5	7	6	0	2	0	0	1	0	1	2-8	20	14	9	4.93
April 10	CREIGHTON	7.0	2	0	0	2	7	0	0	0	1	0	2	0	0	10-0	21	14	9	4.81
April 14	at Kansas*																			
April 15	at Kansas*																			
April 16	at Kansas*																			
April 18	WICHITA STATE																			
April 21	at UC Irvine																			
April 22	at UC Irvine																			
April 23	at UC Irvine																			
April 25	at UC Riverside																			
April 28	TEXAS TECH*																			
April 29	TEXAS TECH*																			
April 30	TEXAS TECH*																			
May 2	at Wichita State																			
May 5	SOUTHEAST MO. ST.																			
May 6	SOUTHEAST MO. ST.																			
May 7	SOUTHEAST MO. ST.																			
May 12	at Oklahoma State*																			
May 13	at Oklahoma State*																			
May 14	at Oklahoma State*																			
May 18	TCU*																			
May 19	TCU*																			
May 20	TCU*																			
Totals		303.0	340	191	162	118	313	71	5	24	23	5	38	20	5	277-191	21	4	9	4.81

TEAM GAME HIGHS

Batting		
At bats:	41	STONEHILL (March 4, 2023)
Runs scored:	25	STONEHILL (March 4, 2023)
Hits:	17	STONEHILL (March 4, 2023)
RBIs:	25	STONEHILL (March 4, 2023)
Doubles:	5	STONEHILL (March 4, 2023)
Triples:	2	STONEHILL (March 4, 2023)
Home runs:	5	at Stephen F. Austin (Feb. 20, 2023) #24 WEST VIRGINIA (April 1, 2023)
Total bases:	35	STONEHILL (March 4, 2023)
Walks:	16	YOUNGSTOWN STATE (March 10, 2023)
Strikeouts:	16	vs. LSU (Feb. 24, 2023)
Sac hits:	2	ARMY (March 5, 2023) at #21 Texas (April 7, 2023)
Sac flies:	3	YOUNGSTOWN STATE (March 10, 2023) at Air Force (March 29, 2023)
Stolen bases:	11	YOUNGSTOWN STATE (March 10, 2023)
Hit by pitch:	4	STONEHILL (March 4, 2023) YOUNGSTOWN STATE (March 12, 2023)
Caught stealing:	4	at Omaha (Feb. 28, 2023)
Runners LOB:	13	(3 times)
Hit into DP:	2	(3 times)

Fielding

Putouts:	27	(25 times)
Assists:	14	ARMY (March 4, 2023) ST. THOMAS (March 22, 2023)
Errors:	4	at Omaha (Feb. 23, 2023)
Passed balls:	1	(4 times)
DPs turned:	2	(3 times)

Pitching

Innings pitched:	9.0	(25 times)
Runs allowed:	18	at Air Force (March 29, 2023)
Earned runs:	16	at Air Force (March 29, 2023)
Walks allowed:	7	YOUNGSTOWN STATE (March 12, 2023) at Baylor (March 18, 2023)
Strikeouts:	14	STONEHILL (March 4, 2023) at Creighton (March 15, 2023)
Hits allowed:	22	at Air Force (March 29, 2023)
Doubles allowed:	8	at Air Force (March 29, 2023)
Triples allowed:	1	(5 times)
Homers allowed:	3	ARMY (March 5, 2023) WEST VIRGINIA (March 31, 2023)
Wild pitches:	4	at Stephen F. Austin (Feb. 20, 2023)
Hit batters:	4	at Baylor (March 19, 2023)

INDIVIDUAL GAME HIGHS

Batting		
At bats:	6	(5 times)
Runs scored:	4	(4 times)
Hits:	4	Roberto Pena vs. Stonehill (March 4, 2023)
RBIs:	6	Cole Johnson at Stephen F. Austin (Feb. 20, 2023)
Doubles:	2	(6 times)
Triples:	1	(7 times)
Home runs:	2	Cole Johnson at Stephen F. Austin (Feb. 20, 2023) Orlando Salinas vs. Army (March 3, 2023)
Total bases:	9	Cole Johnson at Stephen F. Austin (Feb. 20, 2023)
Walks:	4	Dom Hughes vs. Oklahoma (March 24, 2023)
Strikeouts:	3	(15 times)
Sac hits:	1	(10 times)
Sac flies:	2	Nick Goodwin at Stephen F. Austin (Feb. 19, 2023)
Stolen bases:	3	Cash Rugely vs. Youngstown State (March 10, 2023)
Hit by pitch:	2	(3 times)
Caught Stealing:	2	Brendan Jones at Stephen F. Austin (Feb. 18, 2023)
Runners LOB:	6	Cole Johnson at #21 Texas (April 9, 2023)

Fielding

Putouts:	14	Cole Johnson vs. St. Thomas (March 22, 2023)
Assists:	7	Brady Day vs. Army (March 5, 2023)
Errors:	3	Kyan Lodice at Omaha (Feb. 28, 2023)
Passed balls:	1	(4 times)

Pitching

Innings pitched:	7.0	German Fajardo vs. #24 West Virginia (April 1, 2023) Owen Boerema at #21 Texas (April 9, 2023)
Runs allowed:	7	Mason Buss at Air Force (March 28, 2023) Owen Boerema vs. #24 West Virginia (March 31, 2023)
Earned runs:	7	Owen Boerema vs. #24 West Virginia (March 31, 2023)
Walks allowed:	5	German Fajardo (March 12, 2023)
Strikeouts:	12	Owen Boerema at #21 Texas (April 9, 2023)
Hits allowed:	10	Jackson Wentworth vs. Sam Houston (Feb. 25, 2023) Owen Boerema vs. #24 West Virginia (March 31, 2023)
Doubles allowed:	3	(6 times)
Triples allowed:	1	(5 times)
Homers allowed:	2	(3 times)
Wild pitches:	2	(3 times)
Hit batters:	2	(5 times)

THE LAST TIME...

A K-STATE HITTER HAD (SINGLE GAME)...

Eight At-Bats	Four players, vs. Texas, 4/9/04
Seven At-Bats	Tyler Moore, vs. Oral Roberts, 3/30/16
Six Hits	Jake Brown, vs. Hartford, 3/10/12
Five Hits	Cameron Thompson, vs. Texas, 3/30/18
Four Hits	Roberto Pena, at Air Force, 3/29/23
Five Runs	Mike Kindel, vs. Western Michigan, 3/2/10
Four Runs	Roberto Pena, at Air Force, 3/29/23
Three Doubles	Dominic Johnson, vs. Morehead State, 3/19/22
Two Doubles	Roberto Pena, vs. Oklahoma, 3/25/23
Two Triples	Zach Kokoska, vs. Northern Illinois, 3/12/19
Two Grand Slams	Drew Mount, vs. Mercer, 3/9/18
Grand Slam	Cole Johnson, at Air Force, 3/28/23
Hit For the Cycle	Ross Kivett, vs. Nebraska, 3/26/14
Nine RBI	Drew Biery, at South Dakota State, 5/17/06
Eight RBI	Drew Mount, vs. Mercer, 3/9/18
Seven RBI	Jake Scudder, vs. Northwestern State, 3/8/17
Six RBI	Cole Johnson, at Stephen F. Austin, 2/20/2023
Five RBI	Roberto Pena, at Air Force, 3/29/23
10+ Total Bases	Dylan Phillips, vs. Arkansas-Pine Bluff, 4/6/21 (13 TB)
Six Walks	Tanner Witt, vs. Omaha, 5/5/12
Five Walks	Tanner Witt, vs. Omaha, 5/5/12
Four Walks	Dom Hughes, vs. Oklahoma (March 24, 2023)
Three Walks	Dom Hughes, vs. St. Thomas, 3/21/23
Four Strikeouts	Nick Goodwin, vs. Northern Illinois, 3/13/21
Stole Home	Will Brennan, vs. Oklahoma State, 4/8/18
Four Stolen Bases	Max Brown, vs. Texas, 5/17/14
Three Stolen Bases	Cash Rugely, vs. Youngstown State, 3/10/23
Three Home Runs	Jared Goedert, at South Dakota State, 5/17/06
Two Home Runs	Orlando Salinas, vs. Army, 3/3/23
Two Home Runs in an Inning	Dominic Johnson, vs. UC Irvine, 4/22/22
Inside-the-Park Home Run	Dan Klein at Kansas, 5/22/11
Leadoff Home Run	Brendan Jones, vs. #24 West Virginia, 3/31/23
Walk-off Home Run	Chris Ceballos, vs. TCU, 5/22/21
Back-to-Back Home Runs	Dom Hughes/Nick Goodwin, vs. #24 West Virginia, 4/1/23
Pinch-Hit Home Run	Cash Rugely, vs. Stonehill, 3/4/23
Home Run from Both Sides	Brian Bobier, at Texas, 3/21/97
15-game hitting streak	Dominic Johnson (16), 2022
20-game hitting streak	Adam Muenster (25), 2010
Walk-Off Hit	Cole Johnson, 3-run HR, vs. Creighton, 4/10/23
Walk-Off Win	vs. Creighton, 4/10/23 (W, 10-7 (7))
Pinch-Hit Walk-Off Hit	Cris Tapia, vs. Texas Tech, 4/17/05

A K-STATE PITCHER HAD (SINGLE GAME)...

Perfect Game	Mark Arnold, vs. Ottawa, 4/21/69
No-Hitter	Parker Rigler, vs. Eastern Illinois, 3/5/17
Combined No-Hitter	D. Christensen & G. McNamara (5), vs. Friends, 2/26/91
Combined One-Hitter	3 pitchers (Starter: Wicks), vs. Utah, 2/23/20
Two-Hitter	Levi MaVorhis, vs. Northern Colorado, 3/14/14
Combined Two-Hitter	2 pitchers (Starter: Rothermel), vs. Creighton, 4/10/23
Three-Hitter	Nate Griep, vs. Oklahoma, 5/8/15
Combined Three-Hitter	4 pitchers (Starter: Buss, at Creighton (3-0), 3/15/23
Complete Game	Jordan Wicks, at Texas, 4/14/19
Nine-Inning Complete Game	Jordan Wicks, at Texas, 4/14/19
Complete-Game Shutout	Jordan Wicks, at Texas, 4/14/19
15+ Strikeouts	Derek Andersen (15), vs. Kansas, 5/1/99
10+ Strikeouts	Owen Boerema, at #21 Texas, 4/7/23

A K-STATE TEAM (SINGLE GAME)...

Scored 30+ Runs	30, vs. St. Francis, 3/6/05
Scored 25+ Runs	25, STONEHILL, 3/4/23
Scored 20+ Runs	20, YOUNGSTOWN STATE, 3/10/23
Scored 10+ Runs in an Inning	10, YOUNGSTOWN STATE, 3/12/23
Had 25+ Hits	26, vs. North Dakota State, 3/14/05
Had 20+ Hits	21, vs. Texas Southern, 5/1/21
Had 10 Doubles	10, vs. St. Francis, 3/6/05
Had Three Triples	vs. Northern Illinois, 3/12/19 (3)
Had Four Triples	vs. La Salle, 3/2/18 (4)
Had Seven Home Runs	at South Dakota State, 5/16/06
Had Six Home Runs	vs. South Dakota State, 3/9/21
Had Five Home Runs	vs. #24 West Virginia, 4/1/23
Had Four Home Runs	at Stephen F. Austin, 2/19/23
Two Grand Slams (2 diff. players)	at Stephen F. Austin, 2/20/23
Drew 15+ Walks	16, YOUNGSTOWN STATE, 3/10/23
Drew 10+ Walks	12, at Air Force, 3/29/23
Stole 10+ Bases	11, YOUNGSTOWN STATE, 3/10/23
Had a Shut Out	at Creighton (3-0), 3/15/23
Had Two or Less Hits (Offense)	0, at Kansas (7 inn.), 5/15/21 (0-10)
Was No-Hit (Combined)	vs. Texas, 5/16/14
Was No-Hit (One Pitcher)	at Kansas (7 inn.), 5/15/21 (0-10)
Struck Out 15 batters	18, vs. Creighton, 4/5/22
Was Shut Out - Overall	at Texas Tech, 4/9/22 (0-14)
Was Shut Out - At Home	SOUTH DAKOTA STATE, 3/10/20 (0-4)
Was Shut Out - On the Road	at Texas Tech, 4/9/22 (0-14)
Played a 20-Inning Game	vs. Texas, 4/9/04
Defeated a Ranked Opponent	at #21 Texas, 4/8/23
Defeated a No. 1-Ranked Team	vs. #1 Texas, 5/7/10

PLAYER	TOTAL	VS. LHP	VS. RHP	HOME	R/N	RUNNERS ON				OUTS			TIED GAME	GO-AHEAD	DATE	LAST HOME RUN	
						0	1	2	3	0	1	2				OPP.	PITCHER
Culpepper	3	1	2	--	2	1	--	2	--	--	1	2	1	1	3/31	WEST VA.	Hampton
Day	2	--	2	2	--	1	1	--	--	2	--	--	1	1	4/1	WEST VA.	Traxel
Goodwin	7	1	6	3	4	4	1	2	--	3	4	--	1	3	4/1	WEST VA.	Yehl
Hughes	2	--	2	2	--	1	--	1	--	1	1	--	--	--	4/1	WEST VA.	Traxel
Johnson	8	4	2	2	6	3	1	2	2	1	6	1	3	3	4/10	CREIGHTON	Lidd
Jones	5	1	3	4	1	2	3	--	--	2	--	3	--	1	4/8	at Texas	Johnson
Karl	--	--	--	--	--	--	--	--	--	--	--	--	--	--	--	--	--
Knight	--	--	--	--	--	--	--	--	--	--	--	--	--	--	--	--	--
Lemke	--	--	--	--	--	--	--	--	--	--	--	--	--	--	--	--	--
Loblimer	--	--	--	--	--	--	--	--	--	--	--	--	--	--	--	--	--
Lodice	--	--	--	--	--	--	--	--	--	--	--	--	--	--	--	--	--
Pelletier	5	1	4	3	2	5	--	--	--	2	2	1	1	--	4/1	WEST VA.	Traxel
Pena	8	--	8	4	4	3	2	2	1	1	4	3	1	1	4/2	WEST VA.	Carr
Phillips	--	--	--	--	--	--	--	--	--	--	--	--	--	--	--	--	--
Queck	--	--	--	--	--	--	--	--	--	--	--	--	--	--	--	--	--
Rugely	5	1	4	2	3	2	2	--	1	2	--	3	--	--	3/19	at Baylor	Camley
Salinas	3	--	3	3	--	2	1	--	--	--	2	1	--	--	3/5	ARMY	Finan
TOTAL	48	7	41	25	20	24	11	9	4	14	20	14	8	9			

Pinch-Hit

Last: Cash Rugely (3/4/23 vs. Stonehill)

Season Total: 1

Grand Slam

Last: Cash Rugely (3/4/23 vs. Stonehill)

Season Total: 3

Pinch-Hit Grand Slam

Last: Cash Rugely (3/4/23 vs. Stonehill)

Season Total: 1

Multi-Homer Game

Last: Orlando Salinas (3/3/23 vs. Army)

Season Total: 2

Back-To-Back

Last: Dom Hughes/Nick Goodwin (4/1/23 vs. #24 West Virginia)

Season Total: 2

Lead off the Game

Last: Brendan Jones (3/31/23 vs. #24 West Virginia)

Season Total: 1

Inside-The-Park

Last: Dan Klein (5/22/11 at Kansas)

Season Total: 0

Walk-Off

Last: Cole Johnson (4/10/23 vs. Creighton)

Season Total: 1

HR BY POSITION

C	1B	2B	3B	SS	LF	CF	RF	DH	P	PH
4	4	3	5	6	7	5	4	2	--	1

HR BY INNING

1	2	3	4	5	6	7	8	9	X
1	5	4	7	1	6	7	6	2	--

HR BY BATTING ORDER

1	2	3	4	5	6	7	8	9
2	2	6	1	3	6	8	6	2

HOME RUN TRACKER

#	PLAYER	DATE // OPPONENT
1	Roberto Pena	2/18 // at Stephen F. Austin
2	Cole Johnson	2/18 // at Stephen F. Austin
3	Nick Goodwin	2/18 // at Stephen F. Austin
4	Cash Rugely	2/18 // at Stephen F. Austin
5	Kaelen Culpepper	2/19 // at Stephen F. Austin
6	Cole Johnson (2)	2/20 // at Stephen F. Austin
7	Cole Johnson (3)	2/20 // at Stephen F. Austin
8	Roberto Pena (2)	2/20 // at Stephen F. Austin
9	Cash Rugely (2)	2/20 // at Stephen F. Austin
10	Kaelen Culpepper (2)	2/20 // at Stephen F. Austin
11	Raphael Pelletier	2/22 // at Lamar
12	Roberto Pena (3)	2/24 // vs. #1 LSU
13	Nick Goodwin (2)	2/25 // vs. Sam Houston
14	Nick Goodwin (3)	2/28 // at Omaha
15	Roberto Pena (4)	3/3 // ARMY
16	Orlando Salinas	3/3 // ARMY
17	Orlando Salinas (2)	3/3 // ARMY
18	Dom Hughes	3/4 // STONEHILL
19	Cash Rugely (3)	3/4 // STONEHILL
20	Brady Day	3/5 // ARMY
21	Nick Goodwin (4)	3/5 // ARMY
22	Orlando Salinas (3)	3/5 // ARMY
23	Cash Rugely (4)	3/10 // YOUNGSTOWN STATE
24	Brendan Jones	3/10 // YOUNGSTOWN STATE
25	Brendan Jones (2)	3/11 // YOUNGSTOWN STATE
26	Raphael Pelletier (2)	3/12 // YOUNGSTOWN STATE
27	Cole Johnson (4)	3/15 // at Creighton
28	Cash Rugely (5)	3/19 // at Baylor
29	Nick Goodwin (5)	3/21 // ST. THOMAS
30	Brendan Jones (3)	3/25 // OKLAHOMA
31	Cole Johnson (5)	3/26 // OKLAHOMA
32	Raphael Pelletier (3)	3/26 // OKLAHOMA
33	Raphael Pelletier (4)	3/28 // at Air Force
34	Cole Johnson (6)	3/28 // at Air Force
35	Nick Goodwin (6)	3/28 // at Air Force
36	Roberto Pena (5)	3/29 // at Air Force
37	Brendan Jones (4)	3/31 // #24 West Virginia
38	Kaelen Culpepper (3)	3/31 // #24 West Virginia
39	Brady Day (2)	4/1 // #24 West Virginia
40	Roberto Pena (6)	4/1 // #24 West Virginia
41	Raphael Pelletier (5)	4/1 // #24 West Virginia
42	Dom Hughes (2)	4/1 // #24 West Virginia
43	Nick Goodwin (7)	4/1 // #24 West Virginia
44	Roberto Pena (7)	4/2 // #24 West Virginia

45 Roberto Pena (8)

46 Brendan Jones (5)

47 Cole Johnson (7)

48 Cole Johnson (8)

4/2 // #24 West Virginia

4/8 // at #21 Texas

4/9 // at #21 Texas

4/10 // CREIGHTON

CAREER HR BREAKDOWN

PLAYER	1R	2R	3R	GS	TOTAL
Goodwin	17	5	5	1	28
Johnson	7	4	3	2	16
Pelletier	7	1	--	--	9
Culpepper	4	2	2	--	8
Pena	3	2	2	1	8
Salinas	4	3	--	--	7
Rugely	3	3	--	1	7
Hughes	4	--	1	--	5
Jones	2	3	--	--	5
Day	2	1	--	--	3

HITTING BY SERIES

TEAM	W-L	AVG	R	H	2B	3B	HR	RBI	BB	SO	SB-ATT	W/RISP	W/2OUT	2-OUT RBI
Stephen F. Austin	4-0	.289	45	41	6	0	10	44	33	41	9-12	.269	.295	11
Lamar	0-1	.281	3	9	1	0	1	3	2	7	0-1	.333	.273	0
Karbach RR Classic	0-3	.189	11	18	4	1	2	8	9	35	4-5	.222	.107	1
Omaha	0-1	.276	6	8	2	0	1	4	11	6	1-5	.231	.400	2
Army	2-0	.281	18	18	3	0	6	17	10	21	2-4	.286	.250	1
Stonehill	2-0	.333	31	24	5	2	2	28	18	12	7-8	.412	.320	10
Youngstown State	3-0	.316	45	30	8	1	4	39	37	7	24-25	.340	.368	23
Creighton	2-0	.283	13	17	3	1	2	13	14	17	4-5	.316	.143	3
Baylor	1-2	.224	16	22	3	0	1	14	20	26	10-12	.273	.138	3
St. Thomas	1-1	.277	12	18	3	0	1	10	16	10	11-11	.208	.286	0
Oklahoma	3-0	.253	22	24	7	0	3	21	17	15	1-3	.385	.333	10
Air Force	1-1	.364	25	28	8	0	4	24	15	14	1-1	.357	.227	5
West Virginia	1-2	.229	16	22	1	0	9	16	17	23	1-2	.250	.219	6
Nebraska	0-1	.212	1	7	1	0	0	1	5	8	3-3	.182	.200	1
Texas	1-2	.229	13	22	3	2	2	12	15	29	7-8	.138	.257	4
Kansas														
Wichita State														
UC Irvine														
UC Riverside														
Texas Tech														
Southeast Missouri State														
Oklahoma State														
TCU														

HITTING STREAKS

PLAYER	Current	Season	Career
8 Johnson	3	11	11
22 Culpepper	4	7	9
25 Goodwin	1	7	8
4 Salinas	-	3	8
18 Rugely	-	8	8
5 Jones	-	7	7
7 Day	1	6	6
28 Pelletier	1	6	6
1 Hughes	-	6	6
10 Pena	3	5	5
15 Lodice	5	5	5
12 Phillips	-	3	3
20 Queck	2	2	2
24 Lobliner	-	1	1
29 Knight	-	1	1

MULTI-RBI GAMES

PLAYER	2	3	4	5+	TOT
10 Pena	5	3	2	2	12
8 Johnson	5	3	2	1	11
25 Goodwin	5	3	-	2	10
28 Pelletier	4	2	-	-	6
18 Rugely	3	-	1	1	5
5 Jones	3	1	1	-	5
4 Salinas	3	-	-	1	4
7 Day	2	2	-	-	4
22 Culpepper	-	1	2	-	3
1 Hughes	1	1	-	-	2
20 Queck	2	-	-	-	2
12 Phillips	1	-	-	-	1
15 Lodice	1	-	-	-	1
20 Knight	1	-	-	-	1
TEAM	36	16	8	7	67

W/RISP

PLAYER	H	AB	AVG
Culpepper	8	25	.320
Day	9	34	.625
Goodwin	11	41	.268
Hughes	9	25	.360
Johnson	14	51	.275
Jones	10	29	.345
Knight	1	1	1.000
Lobliner	1	5	.200
Lodice	4	15	.267
Pelletier	8	36	.222
Pena	15	47	.319
Phillips	2	6	.333
Queck	1	10	.100
Rugely	12	30	.400
Salinas	3	18	.167

ON-BASE STREAKS

PLAYER	Current	Season	Career
5 Jones	-	24	24
18 Rugely	17	17	17
7 Day	15	16	16
25 Goodwin	5	15	15
8 Johnson	3	11	13
4 Salinas	2	13	13
28 Pelletier	11	12	12
22 Culpepper	4	9	11
10 Pena	3	10	10
15 Lodice	9	9	9
1 Hughes	3	8	8
20 Queck	2	5	5
12 Phillips	-	3	3
24 Lobliner	-	1	1
29 Knight	-	1	1

PINCH HITTING

PLAYER	AVG	AB	H	HR	RBI
18 Rugely	1.000	1	1	1	4
15 Lodice	1.000	2	2	0	1
24 Lobliner	.000	1	0	0	0
20 Queck	.000	4	0	0	0
1 Hughes	.000	5	0	0	0
12 Phillips	.000	1	0	0	0
29 Knight	.000	1	0	0	0
TEAM	.200	15	3	1	5

BUNT SINGLES

PLAYER	No.
Johnson	1
Jones	1
Hughes	1

OUTFIELD ASSISTS

PLAYER	No.
Rugely	7
Jones	2
Johnson	1

MULTI-HIT GAMES

PLAYER	2	3	4	5+	TOT
10 Pena	9	2	1	-	12
8 Johnson	10	1	-	-	11
18 Rugely	7	3	-	-	10
25 Goodwin	7	1	-	-	8
7 Day	7	1	-	-	8
28 Pelletier	4	3	-	-	7
5 Jones	4	3	-	-	7
22 Culpepper	4	1	-	-	5
1 Hughes	4	-	-	-	4
4 Salinas	3	-	-	-	3
15 Lodice	1	-	-	-	1
24 Lobliner	1	-	-	-	1
TEAM	61	15	1	0	77

TWO-OUT RBI

PLAYER	2023	CAREER
Culpepper	5	11
Day	6	11
Goodwin	5	27
Hughes	1	6
Johnson	8	30
Jones	6	8
Knight	-	-
Lobliner	-	-
Lodice	3	3
Pelletier	5	8
Pena	21	21
Phillips	2	2
Queck	-	-
Rugely	14	20
Salinas	4	8
TOTAL	80	157

COME-FROM-BEHIND WINS

Date	Opponent	Biggest Deficit	Final Score
3/6	STONEHILL	5 runs	6-5
3/10	YOUNGSTOWN STATE	2 runs	9-6
3/26	OKLAHOMA	4 runs	8-7
3/28	at Air Force	5 runs	12-9
4/8	at #21 Texas	3 runs	6-5

GAME-WINNING RBI (TIED OR TRAILED IN 6TH INN. OR LATER)

Date	Opponent	Player	Play	Final Score
2/17	at Stephen F. Austin	Lodice	2-run double in 8th	7-6
2/18	at Stephen F. Austin	Johnson	3-run HR in 6th	8-4
2/19	at Stephen F. Austin	Goodwin	RBI sac fly in 7th	14-8
3/6	STONEHILL	Johnson	RBI single in 9th	6-5
3/25	OKLAHOMA	Pena	RBI double in 6th	7-6
3/26	OKLAHOMA	Day	RBI single in 9th	8-7
3/28	at Air Force	Goodwin	2-run HR in 8th	12-9
4/8	at #21 Texas	Pena	RBI single in 7th	6-5

WALK-OFF WINS

Date	Opponent	Player	Play	Final Score
3/6	STONEHILL	Johnson	RBI single in 9th	6-5
3/26	OKLAHOMA	Day	RBI single in 9th	8-7
4/10	CREIGHTON	Johnson	3-run HR in 7th	10-0

BIG INNINGS (4+ RUNS/9+ BATTERS TO THE PLATE)

Date	Opponent	Inning	Runs	To The Plate
2/19	at Stephen F. Austin	7	4	7
2/20	at Stephen F. Austin	3	4	7
2/20	at Stephen F. Austin	4	6	9
3/4	STONEHILL	4	9	14
3/4	STONEHILL	8	11	14
3/5	ARMY	7	4	9
3/10	YOUNGSTOWN STATE	7	11	17
3/12	YOUNGSTOWN STATE	3	10	15
3/21	ST. THOMAS	3	4	7
3/24	OKLAHOMA	5	5	10
3/25	OKLAHOMA	4	5	8
3/26	OKLAHOMA	8	4	8
3/28	at Air Force	7	4	7
3/29	at Air Force	6	5	9
4/2	#24 WEST VIRGINIA	2	4	7
4/10	CREIGHTON	7	6	8

WIN-LOSS MARGIN

	1	2	3	4	5	6	7	8	9	10+
K-State	5	--	4	1	--	4	1	1	--	5
Opponent	5	--	--	4	4	1	--	--	--	--

RUNS BY INNING

	1	2	3	4	5	6	7	8	9	EX	TOT
K-State	18	32	38	41	18	27	49	43	11	--	277
Opponents	25	23	22	26	23	28	17	14	13	--	191

Record when team scores:

Runs	0	1	2	3	4	5	6	7	8	9	10+
W-L	0-0	0-2	0-1	1-4	1-2	0-2	2-2	4-0	3-0	1-0	9-1

Record when opponent scores:

Runs	0	1	2	3	4	5	6	7	8	9	10+
W-L	2-0	4-0	1-1	2-0	2-1	3-0	3-3	1-2	2-5	1-0	0-2

Record when leading after:

Inn.	1	2	3	4	5	6	7	8
W-L	4-3	9-4	12-3	14-3	14-3	15-3	15-2	17-0

Record when trailing after:

Inn.	1	2	3	4	5	6	7	8
W-L	6-6	6-7	3-10	4-9	5-9	4-11	3-11	0-13

Record when tied after:

Inn.	1	2	3	4	5	6	7	8
W-L	11-5	6-3	6-1	3-2	2-2	2-0	1-1	2-1

Current winning streak: 1
Longest winning streak: 9
Longest losing streak: 5

Home attendance : 27160 (17 dates avg = 1597)
Away attendance : 38083 (18 dates avg = 2115)
Total attendance: 65243 (35 dates avg = 1864)

RECORD WHEN...

Total.....	21-14
Conference	6-6
Non-Conf.....	15-8
Home.....	13-4
Away	8-7
Neutral.....	0-3
Day.....	16-9
Night (after 5 p.m.).....	5-5
vs Left	4-6
vs Right.....	17-8
1-Run games.....	5-5
2-Run games.....	0-0
5+Run games.....	11-5
Extra inns.....	0-0
Shutouts	2-0
Scoring 0-2 runs.....	0-3
Scoring 3-5 runs	2-8
Scoring 6-9 runs.....	10-2
Scoring 10+ runs.....	9-1
Opponent 0-2 runs.....	7-1
Opponent 3-5 runs.....	7-1
Opponent 6-9 runs.....	7-10
Opponent 10+ runs.....	0-2
Scored in 1st inning.....	7-5
Scores first.....	16-6
Opp. scored in 1st inning.....	7-7
Opp. scores first	5-8
After 6 leading	15-3
After 6 trailing.....	4-11
After 6 tied	2-0
After 7 leading.....	15-2
After 7 trailing.....	3-11
After 7 tied.....	1-1
After 8 leading	17-0
After 8 trailing.....	0-13
After 8 tied	2-1
Hit 0 home runs.....	4-5
Hit 1 home run	8-7
Hit 2+ home runs.....	9-2
Opponent 0 home runs.....	14-6
Opponent 1 home run.....	4-5
Opponent 2+ HRs	3-3
Made 0 errors	9-8
Made 1 error.....	4-2
Made 2+ errors	8-4
Opp. made 0 errors.....	5-7
Opp. made 1 error.....	9-6
Opp. made 2+ errors.....	7-1
Out-hit opponent.....	16-0
Out-hit by opponent.....	5-14
Hits are tied	0-0
Monday	3-0
Tuesday.....	2-2
Wednesday.....	1-3
Thursday.....	0-0
Friday.....	5-3
Saturday	6-2
Sunday.....	4-4
Series Opener (weekend).....	4-2
Middle Game.....	5-1
Series Finale.....	3-3
Rubber Game	0-3
Going for Sweep.....	3-2
Doubleheaders.....	0-0
vs. Big East	2-0
vs. Big Ten.....	0-2
vs. Big West.....	0-0
vs. Horizon	3-0
vs. Mountain West.....	1-1
vs. Northeast.....	2-0
vs. Patriot	2-0
vs. SEC.....	0-1
vs. Southland	0-1
vs. Summit	1-2
vs. Western Athletic.....	4-1

STARTER BREAKDOWN

PITCHER	STARTS	QS	IP/START	#P/START	RUNS/FOR	RUNS/START	TEAM RECORD
37 Fajardo	9	1	4.0	74	22	2.9	6-3
26 Boerema	8	4	5.1	99	22	2.8	5-3
30 Wentworth	7	0	3.1	66	22	3.6	4-3
6 Buss	3	0	4.1	81	9	3.0	2-1
11 Beck	3	0	1.2	49	9	3.0	2-1
17 Hartis	2	0	6.0	55	2	1.0	0-2
35 Evans	1	0	3.1	64	1	1.0	1-0
33 Rothermel	2	1	2.1	74	5	5.0	1-1

STAFF BY SERIES

	G	W-L/S	ERA	IP	H	R	ER	BB	SO
SFA	4	4-0/2	5.00	36.0	44	23	20	13	34
Lamar	1	0-1/0	4.50	8.0	10	4	4	5	6
KRRC	3	0-3/0	5.88	26.0	38	21	17	6	32
Omaha	1	0-1/0	5.62	8.0	10	7	5	5	7
Army	2	2-0/1	4.50	18.0	13	9	9	7	17
Stonehill	2	2-0/0	3.50	18.0	17	8	7	6	26
YSU	3	3-0/1	3.24	25.0	26	12	9	11	29
Creighton	2	2-0/1	0.00	16.0	5	0	0	8	21
Baylor	3	1-2/0	4.32	25.0	30	17	12	11	26
St. Thomas	2	1-1/0	1.50	18.0	19	5	3	3	15
Oklahoma	3	3-0/2	4.33	27.0	24	14	13	12	23
Air Force	2	1-1/1	12.18	17.0	33	27	23	11	13
West Va.	3	1-2/0	5.33	27.0	30	19	16	9	24
Nebraska	1	0-1/0	5.00	9.0	12	6	5	1	10
Texas	3	1-0/1	6.84	25.0	29	19	19	10	30
Kansas									
UC Irvine									
UC Riverside									
Texas Tech									
SEMO									
Okla. State									
TCU									

STARTERS BY SERIES

	G	W-L	ERA	IP	H	R	ER	BB	SO
SFA	4	0-0	10.64	11.0	19	16	13	7	10
Lamar	1	0-1	9.00	2.0	4	2	2	2	1
KRRC	3	0-1	5.11	12.1	21	9	7	2	17
Omaha	1	0-0	2.25	4.0	4	1	1	3	3
Army	2	2-0	6.30	10.0	9	7	7	6	11
Stonehill	2	1-0	8.10	6.2	11	6	6	4	8
YSU	3	1-0	2.92	12.1	15	6	4	7	12
Creighton	2	2-0	0.0	11.0	3	0	0	4	13
Baylor	3	1-1	3.21	14.0	14	5	5	7	15
St. Thomas	2	0-1	1.69	5.1	10	2	1	1	4
Oklahoma	3	1-0	5.79	14.0	13	9	9	9	14
Air Force	2	0-1	12.71	5.2	10	10	8	5	0
West Va.	3	1-2	5.87	15.1	17	13	10	6	12
Nebraska	1	0-1	1.80	5.0	5	2	1	0	4
Texas	3	0-1	8.76	12.1	16	12	12	4	14
Kansas									
UC Irvine									
UC Riverside									
Texas Tech									
SEMO									
Okla. State									
TCU									

BULLPEN BY SERIES

	G	W-L/S	ERA	IP	H	R	ER	BB	SO
SFA	4	4-0/2	2.52	25.0	25	7	7	6	24
Lamar	1	0-0/0	3.00	6.0	6	2	2	3	5
KRRC	3	0-2/0	6.59	13.2	17	12	10	4	15
Omaha	1	0-1/0	9.00	4.0	6	6	4	2	4
Army	2	0-0/1	2.25	8.0	4	2	2	1	6
Stonehill	2	1-0/0	0.79	11.1	6	2	1	2	18
YSU	3	2-0/1	3.55	12.2	11	6	5	4	17
Creighton	2	0-0/1	0.0	5.0	2	0	0	4	8
Baylor	3	0-1/0	5.73	11.0	16	12	7	4	11
St. Thomas	2	1-0/0	1.42	12.2	9	3	2	2	11
Oklahoma	3	2-0/2	2.77	13.0	11	5	4	3	9
Air Force	2	1-0/1	11.80	11.1	23	17	15	6	13
West Va.	3	0-0/0	4.63	11.2	13	6	6	3	12
Nebraska	1	0-0/0	9.00	4.0	7	4	4	1	6
Texas	3	1-1/1	4.97	12.2	13	7	7	6	16
Kansas									
UC Irvine									
UC Riverside									
Texas Tech									
SEMO									
Okla. State									
TCU									

STARTER/RELIEVER SPLITS

	W-L/S	ERA	IP	H	R	ER	BB	SO
Starters	8-9	5.49	141.0	171	100	86	67	138
Bullpen	13-5/9	4.22	162.0	169	91	76	51	175
TOTAL	21-14/9	4.81	303.0	340	191	162	118	313

STARTER/RELIEVER SPLITS - BIG 12

	W-L/S	ERA	IP	H	R	ER	BB	SO
Starters	3-4	5.82	55.2	60	39	36	26	55
Bullpen	3-2/3	4.47	48.1	53	30	24	16	48
TOTAL	6-6/3	5.19	104.0	113	69	60	42	103

STARTERS BY LOCATION

	G	W-L	ERA	IP	H	R	ER	BB	SO
Home	17	6-4	4.58	74.2	82	45	38	35	71
Away/Neutral	18	2-5	6.51	66.1	89	55	48	32	67

BULLPEN BY LOCATION

	G	W-L/S	ERA	IP	H	R	ER	BB	SO
Home	17	7-0/4	2.91	74.1	61	28	24	16	80
Away/Neutral	18	6-5/5	5.34	87.2	108	63	52	35	95

STARTERS BY MONTH

	G	W-L	ERA	IP	H	R	ER	BB	SO
February	9	0-2	7.06	29.1	47	28	23	14	31
March	19	6-4	5.35	79.0	93	52	47	42	77
April	7	2-3	4.41	32.2	30	20	16	11	30
May	--	-/-	--	--	--	--	--	--	--

BULLPEN BY MONTH

	G	W-L/S	ERA	IP	H	R	ER	BB	SO
February	9	4-3/2	4.25	48.2	54	27	23	15	48
March	19	8-1/6	3.83	87.0	85	48	37	27	94
April	7	1-1/1	5.47	26.1	30	16	16	9	33
May	--	-/-	--	--	--	--	--	--	--

MISC PITCHING STATS

PITCHER	K/9	WHIP	SV/OPP	IRS/IR
Beck	4.8	3.71	0/0	0/0
Boerema	11.7	1.55	0/0	0/0
Broeder	--	--	--	--
Buss	8.3	1.44	0/0	12/4
Cater	9.8	0.82	0/0	0/0
Corsentino	9.6	2.17	1/1	4/2
Evans	8.1	1.80	0/0	0/0
Fajardo	7.9	1.88	0/0	0/0
Hartis	7.9	1.86	1/1	9/7
Hassall	--	--	--	--
Henry	18.0	2.00	0/0	0/0
Heyne	8.7	1.14	0/0	1/0
Mannell	--	--	--	--
Neighbors	16.2	0.73	5-5	9/2
Robertson	22.5	4.00	0/0	0/0
Rothermel	6.5	1.44	--	0/0
Ruhl	8.2	1.44	2/2	11/4
Wentworth	8.4	1.97	0/0	2/0
Wisnabaker	6.5	1.63	0/1	10/4
TOTAL	9.3	1.64	9/10	59/24

STARTING PITCHER STATS

(All games Sorted by Earned run avg)

Player	era	w-l	app	gs	cg	sho	sv	ip	h	r	er	bb	so	2b	3b	hr	b/avg	wp	hp	bk	sfa	sha
17 Hartis, Shay	1.50	0-1	2	2	0	0/0	0	6.0	7	2	1	4	5	0	0	1	.292	1	0	0	1	0
33 Rothermel, Collin	2.16	1-1	2	2	0	0/1	0	8.1	6	5	2	4	6	1	0	2	.200	3	2	0	1	1
35 Evans, Andrew	2.70	0-0	1	1	0	0/0	0	3.1	7	1	1	0	2	2	0	0	.412	0	0	0	0	1
6 Buss, Mason	3.95	1-1	3	3	0	0/1	0	13.2	12	9	6	5	11	2	0	1	.250	0	2	0	3	0
26 Boerema, Owen	4.09	4-1	8	8	0	0/0	0	44.0	49	22	20	15	57	11	0	2	.282	1	4	2	2	3
37 Fajardo, German	5.73	1-1	9	9	0	0/0	0	37.2	42	26	24	22	33	6	1	3	.280	0	7	1	2	3
30 Wentworth, Jackson	9.27	1-3	7	7	0	0/0	0	22.1	36	26	23	11	21	11	0	2	.367	2	4	0	2	2
11 Beck, Dalton	14.29	0-1	3	3	0	0/0	0	5.2	12	9	9	6	3	5	0	1	.429	2	3	0	0	0
Totals	5.49	8-9	35	35	0	2/2	0	141.0	171	100	86	67	138	38	1	12	.301	9	22	3	11	10
Opponents	7.08	6-12	35	35	0	0/0	0	143.2	145	120	113	104	127	24	4	26	.266	9	17	4	11	4

RELIEVER STATS

(All games Sorted by Earned run avg)

Player	era	w-l	app	gs	cg	sho	sv	ip	h	r	er	bb	so	2b	3b	hr	b/avg	wp	hp	bk	sfa	sha
41 Cater, Corey	0.00	0-0	2	0	0	0/0	0	3.2	1	0	0	2	4	0	0	0	.083	2	0	0	0	0
45 Henry, Jared	0.00	0-0	1	0	0	0/0	0	1.0	1	0	0	1	2	0	0	0	.250	0	0	0	0	0
16 Neighbors, Tyson	1.16	3-1	14	0	0	0/1	5	23.1	10	3	3	6	42	1	0	2	.125	1	1	0	0	0
6 Buss, Mason	1.71	2-0	11	0	0	0/0	0	21.0	22	7	4	6	21	3	1	1	.268	2	3	1	1	2
38 Heyne, Kyler	2.57	2-0	9	0	0	0/0	0	14.0	11	4	4	4	13	4	1	1	.220	2	1	0	0	0
30 Wentworth, Jackson	2.70	0-0	2	0	0	0/0	0	6.2	6	2	2	0	6	1	0	1	.250	0	0	0	1	0
23 Ruhl, Ty	4.50	1-3	16	0	0	0/2	2	34.0	35	23	17	10	31	5	1	2	.273	2	4	1	3	1
35 Evans, Andrew	5.40	0-0	4	0	0	0/0	0	6.2	9	6	4	2	7	2	0	1	.300	1	0	0	0	0
34 Corsentino, Blake	6.43	1-0	8	0	0	0/0	1	14.0	22	11	10	6	15	7	0	0	.367	2	2	0	0	2
13 Wisenbaker, Cole	7.04	2-1	10	0	0	0/1	0	15.1	18	13	12	3	11	3	0	1	.310	1	4	0	2	0
17 Hartis, Shay	7.08	2-0	11	0	0	0/0	1	20.1	30	18	16	7	18	5	1	2	.349	1	1	0	2	1
36 Robertson, Trae	18.00	0-0	3	0	0	0/0	0	2.0	4	4	4	4	5	2	0	1	.400	0	0	0	0	0
Totals	4.22	13-5	35	0	0	2/2	9	162.0	169	91	76	51	175	33	4	12	.271	14	16	2	9	6
Opponents	6.82	8-9	35	0	0	0/0	8	155.2	163	157	118	135	153	34	3	22	.270	20	20	3	13	6

OVERALL RECORD: 21-14

HOME: 13-4 | AWAY: 8-7 | NEUTRAL: 0-3 | BIG 12: 6-6

DATE	OPPONENT	W/L	SCORE	K-STATE			OPPONENT			WP	LP	SV	TOG	ATT
				R	H	E	R	H	E					
2/17	at Stephen F. Austin	W	7-6	7	6	1	6	11	4	Ruhl (1-0)	Jaco (0-1)	Corsentino (1)	2:50	275
2/18	at Stephen F. Austin	W	8-4	8	10	1	4	11	1	Neighbors (1-0)	Stapleton (0-1)	Hartis (1)	2:22	213
2/19	at Stephen F. Austin	W	14-8	14	13	2	8	11	2	Wisembaker (1-0)	Cude (0-1)	--	3:30	--
2/20	at Stephen F. Austin	W	16-5	16	12	2	5	11	1	Corsentino (1-0)	Hines (0-1)	--	3:15	124
2/22	at Lamar	L	3-4	3	9	0	4	10	0	Rivera (1-0)	Fajardo (0-1)	Cole (1)	2:36	1817
2/24	vs. #1 LSU*	L	3-7	3	4	0	7	10	1	Skenes (2-0)	Ruhl (1-1)	Floyd (1)	2:41	--
2/25	vs. Sam Houston^	L	3-8	3	6	3	8	16	0	Beard (1-1)	Wentworth (0-1)	--	2:45	7214
2/26	vs. Iowa^	L	5-6	5	8	1	6	12	1	Voelker (0-1)	Neighbors (1-1)	--	2:45	--
2/28	at Omaha	L	6-7	6	8	4	7	10	1	Reum (1-0)	Wisembaker (1-1)	Sanders (1)	3:20	323
3/3	ARMY	W	4-1	4	6	0	1	5	1	Boerema (1-0)	Gresham (0-1)	Ruhl (1)	2:04	1784
3/4	STONEHILL	W	25-3	25	17	0	3	7	1	Wentworth (1-0)	Kell (0-2)	--	2:47	1324
3/5	ARMY	W	14-8	14	12	0	8	8	3	Hartis (1-0)	Ruggieri (2-1)	--	2:59	2247
3/6	STONEHILL	W	6-5	6	7	1	5	10	3	Neighbors (2-1)	Douglas (0-1)	--	2:56	1228
3/10	YOUNGSTOWN STATE	W	20-4	20	12	2	4	10	2	Boerema (2-0)	Perry (1-1)	--	3:07	1183
3/11	YOUNGSTOWN STATE	W	9-6	9	7	2	6	12	1	Hartis (1-0)	Pancake (0-1)	Neighbors (1)	3:20	1212
3/12	YOUNGSTOWN STATE	W	16-2 (7)	16	11	2	2	4	3	Buss (1-0)	English (1-1)	--	2:47	1268
3/15	at Creighton	W	3-0	3	7	0	0	3	1	Buss (2-0)	Lommel (0-3)	Neighbors (2)	2:49	1568
3/17	at Baylor*	W	8-1	8	10	0	1	6	1	Boerema (3-0)	Helton (0-3)	--	3:05	2067
3/18	at Baylor*	L	4-8	4	6	0	8	14	1	Marriott (1-2)	Wentworth (1-2)	Stasio (1)	2:55	2047
3/19	at Baylor*	L	4-8	4	6	2	8	10	2	Rigney (2-0)	Ruhl (1-1)	Oliver (1)	2:37	1759
3/21	ST. THOMAS	W	11-3	11	14	2	3	11	2	Wisembaker (2-1)	Kemp (0-2)	--	3:02	1174
3/22	ST. THOMAS	L	1-2	1	4	0	2	8	0	Huhn (1-0)	Hartis (2-1)	Esch (1)	2:42	1096
3/24	OKLAHOMA*	W	7-1	7	7	0	1	6	0	Boerema (4-0)	Davis (2-2)	Ruhl (2)	2:38	1389
3/25	OKLAHOMA*	W	7-7	7	7	0	6	10	0	Buss (3-0)	Douthit (3-1)	Neighbors (3)	2:33	1626
3/26	OKLAHOMA*	W	8-7	8	10	2	7	8	0	Neighbors (3-1)	Campbell (2-2)	--	2:59	1337
3/28	at Air Force	W	12-9	12	14	2	9	11	1	Heyne (1-0)	Benge (2-2)	Neighbors (4)	2:55	150
3/29	at Air Force	L	13-18	13	14	2	18	22	1	Hawks (1-0)	Buss (0-1)	--	3:00	170
3/31	WEST VIRGINIA*	L	3-8	3	6	0	8	13	0	Hampton (2-0)	Boerema (4-1)	--	2:31	2310
4/1	WEST VIRGINIA*	W	7-1	7	9	0	1	4	1	Fajardo (1-1)	Traxel (5-2)	--	2:35	2239
4/2	WEST VIRGINIA*	L	6-10	6	7	1	10	13	0	Porco (3-1)	Rothermel (0-1)	--	2:41	2124
4/4	NEBRASKA	L	1-6	1	7	0	6	12	0	Hawkins (1-0)	Buss (3-1)	Schanaman (4)	2:35	2014
4/6	at Texas*	L	5-6	5	4	0	6	10	1	Lummus (1-1)	Ruhl (1-3)	Morehouse (5)	3:13	6455
4/7	at Texas*	W	6-5	6	12	0	5	7	0	Heyne (2-0)	Johnson (3-2)	Neighbors (5)	3:07	7328
4/8	at Texas*	L	2-8	2	6	0	8	12	0	Hurley (3-0)	Wentworth (1-3)	--	2:59	6573
4/10	CREIGHTON	W	10-0 (7)	10	10	1	0	2	0	Rothermel (1-1)	Lommel (0-6)	--	2:09	1595
4/14	at Kansas*													
4/15	at Kansas*													
4/16	at Kansas*													
4/18	WICHITA STATE													
4/21	at UC Irvine													
4/22	at UC Irvine													
4/23	at UC Irvine													
4/25	at UC Riverside													
4/28	TEXAS TECH*													
4/29	TEXAS TECH*													
4/30	TEXAS TECH*													
5/2	at Wichita State													
5/5	SOUTEAST MO. ST.													
5/6	SOUTEAST MO. ST.													
5/7	SOUTEAST MO. ST.													
5/12	at Oklahoma State*													
5/13	at Oklahoma State*													
5/14	at Oklahoma State*													
5/18	TCU*													
5/19	TCU*													
5/20	TCU*													

*Karbach Round Rock Classic (Round Rock, Texas)

*Big 12 Conference Game

!Big 12 Championship (Arlington, Texas)

OVERALL RECORD: 21-14

HOME: 13-4 | AWAY: 8-7 | NEUTRAL: 0-3 | BIG 12: 6-6

2023 K-State Baseball
Overall Statistics for Kansas State (as of Apr 10, 2023)
(All games Sorted by Batting avg)

Record: 21-14 Home: 13-4 Away: 8-7 Neutral: 0-3 Big 12: 6-6

Player	avg	gp-gs	ab	r	h	2b	3b	hr	rbi	tb	slg%	bb	hp	so	gdp	ob%	sf	sh	sb-att	po	a	e	fld%
18 Rugely, Cash	.340	34-32	106	33	36	7	1	5	25	60	.566	31	3	32	2	.496	1	3	11-14	62	7	3	.958
22 Culpepper, Kaelen	.302	16-16	63	14	19	3	0	3	17	31	.492	7	4	15	0	.400	1	0	5-5	13	30	2	.956
7 Day, Brady	.296	32-32	108	21	32	5	0	2	18	43	.398	33	5	13	0	.470	3	1	7-9	35	62	5	.951
25 Goodwin, Nick	.273	35-35	128	30	35	4	2	7	36	64	.500	25	7	18	2	.401	7	0	11-13	54	77	3	.978
8 Johnson, Cole	.270	35-35	137	27	37	8	0	8	40	69	.504	16	3	28	1	.354	2	2	8-13	49	1	0	1.000
10 Pena, Roberto	.270	35-35	126	30	34	10	1	8	42	70	.556	20	2	42	1	.371	3	0	7-7	213	16	3	.987
28 Pelletier, Raphael	.268	33-29	112	22	30	3	0	5	19	48	.429	14	1	27	4	.349	2	0	2-2	258	28	3	.990
5 Jones, Brendan	.248	35-35	133	32	33	8	1	5	18	58	.436	31	2	36	2	.395	1	1	19-23	78	2	0	1.000
1 Hughes, Dom	.222	28-22	81	26	18	1	1	2	10	27	.333	26	4	18	0	.425	2	1	4-5	16	0	0	1.000
4 Salinas, Orlando	.214	20-16	56	16	12	3	0	3	14	24	.429	12	1	13	1	.357	1	1	3-4	19	36	4	.932
29 Knight, Lawson	.500	4-0	2	3	1	1	0	0	2	2	1.000	0	0	0	0	.500	0	0	0-0	1	0	0	1.000
12 Phillips, Cayden	.273	6-3	11	1	3	2	0	0	3	5	.455	0	1	2	0	.333	0	1	0-1	24	4	1	.966
15 Lodice, Kyan	.233	18-12	43	14	10	1	0	0	5	11	.256	13	0	17	0	.411	0	0	6-7	42	4	4	.920
24 Lobliner, Jayden	.200	8-5	15	2	3	0	0	0	1	3	.200	1	3	5	0	.368	0	0	1-1	28	5	0	1.000
20 Queck, Carson	.179	14-8	28	6	5	2	1	0	4	9	.321	10	1	14	1	.400	1	0	1-1	9	0	0	1.000
Totals	.268	35	1149	277	308	58	7	48	254	524	.456	239	37	280	14	.403	24	10	85-105	909	309	33	.974
Opponents	.285	35	1193	191	340	71	5	24	178	493	.413	118	38	313	17	.362	20	16	13-32	898	314	36	.971

LOB - Team (284), Opp (286). DPs turned - Team (20), Opp (19). CI - Team (1), Pelletier, R 1. IBB - Team (4), Rugely, C. 1, Salinas, O. 1, Goodwin, N. 1, Johnson, C. 1, Opp (5). Picked off - Hughes, D. 2, Salinas, O. 1, Day, B. 1, Johnson, C. 1, Rugely, C. 1, Goodwin, N. 1.

(All games Sorted by Earned run avg)

Player	era	w-l	app	gs	cg	sho	sv	ip	h	r	er	bb	so	2b	3b	hr	b/avg	wp	hp	bk	sfa	sha
26 Boerema, Owen	4.09	4-1	8	8	0	0/0	0	44.0	49	22	20	15	57	11	0	2	.282	1	4	2	2	3
37 Fajardo, German	5.73	1-1	9	9	0	0/0	0	37.2	42	26	24	22	33	6	1	3	.280	0	7	1	2	3
41 Cater, Corey	0.00	0-0	2	0	0	0/0	0	3.2	1	0	0	2	4	0	0	0	.083	2	0	0	0	0
45 Henry, Jared	0.00	0-0	1	0	0	0/0	0	1.0	1	0	0	1	2	0	0	0	.250	0	0	0	0	0
16 Neighbors, Tyson	1.16	3-1	14	0	0	0/1	5	23.1	10	3	3	6	42	1	0	2	.125	1	1	0	0	0
33 Rothermel, Collin	2.16	1-1	2	2	0	0/1	0	8.1	6	5	2	4	6	1	0	2	.200	3	2	0	1	1
38 Heyne, Kyler	2.57	2-0	9	0	0	0/0	0	14.0	11	4	4	4	13	4	1	1	.220	2	1	0	0	0
6 Buss, Mason	2.60	3-1	14	3	0	0/1	0	34.2	34	16	10	11	32	5	1	2	.262	2	5	1	4	2
23 Ruhl, Ty	4.50	1-3	16	0	0	0/2	2	34.0	35	23	17	10	31	5	1	2	.273	2	4	1	3	1
35 Evans, Andrew	4.50	0-0	5	1	0	0/0	0	10.0	16	7	5	2	9	4	0	1	.340	1	0	0	0	1
17 Hartis, Shay	5.81	2-1	13	2	0	0/0	1	26.1	37	20	17	11	23	5	1	3	.336	2	1	0	3	1
34 Corsentino, Blake	6.43	1-0	8	0	0	0/0	1	14.0	22	11	10	6	15	7	0	0	.367	2	2	0	0	2
13 Wisenbaker, Cole	7.04	2-1	10	0	0	0/1	0	15.1	18	13	12	3	11	3	0	1	.310	1	4	0	2	0
30 Wentworth, Jackson	7.76	1-3	9	7	0	0/0	0	29.0	42	28	25	11	27	12	0	3	.344	2	4	0	3	2
11 Beck, Dalton	14.29	0-1	3	3	0	0/0	0	5.2	12	9	9	6	3	5	0	1	.429	2	3	0	0	0
36 Robertson, Trae	18.00	0-0	3	0	0	0/0	0	2.0	4	4	4	4	5	2	0	1	.400	0	0	0	0	0
Totals	4.81	21-14	35	35	0	2/2	9	303.0	340	191	162	118	313	71	5	24	.285	23	38	5	20	16
Opponents	6.95	14-21	35	35	0	0/0	8	299.1	308	277	231	239	280	58	7	48	.268	29	37	7	24	10

PB - Team (4), Pelletier, R 2, Lobliner, J. 1, Phillips, C. 1, Opp (4). Pickoffs - Team (1), Heyne, K. 1, Opp (7). SBA/ATT - Pelletier, R (12-23), Phillips, C. (1-5), Boerema, O. (2-5), Buss, M. (2-5), Ruhl, T. (2-4), Wentworth, J (2-4), Corsentino (1-3), Evans, A. (0-2), Lobliner, J. (0-2), Neighbors, T (2-2), Hartis, S. (1-2), Fajardo, G. (1-2), Wisenbaker (0-1), Beck, D. (0-1), Heyne, K. (0-1).

BIG12 STATS: 6-6

HOME: 4-2 | AWAY: 2-4



2023 K-State Baseball
Conference statistics for Kansas State (as of Apr 09, 2023)
(Big 12 games only Sorted by Batting avg)



Record: 6-6 Home: 4-2 Away: 2-4 Big 12: 6-6

Player	avg	gp-gs	ab	r	h	2b	3b	hr	rbi	tb	slg%	bb	hp	so	gdp	ob%	sf	sh	sb-att	po	a	e	fld%
18 Rugely, Cash	.300	12-12	40	9	12	4	0	1	8	19	.475	9	0	17	0	.429	0	3	2-3	22	4	1	.963
10 Pena, Roberto	.289	12-12	38	6	11	2	0	3	14	22	.579	8	0	12	0	.413	0	0	1-1	87	2	0	1.000
8 Johnson, Cole	.279	12-12	43	10	12	2	0	2	12	20	.465	6	2	5	0	.385	1	1	2-3	18	0	0	1.000
7 Day, Brady	.278	12-12	36	7	10	0	0	1	6	13	.361	15	2	3	0	.509	0	0	3-5	10	22	3	.914
28 Pelletier, Raphael	.267	12-12	45	5	12	1	0	2	8	19	.422	3	1	12	2	.320	1	0	0-0	103	12	1	.991
22 Culpepper, Kaelen	.250	6-6	24	4	6	1	0	1	1	10	.417	0	2	5	0	.308	0	0	2-2	1	12	0	1.000
5 Jones, Brendan	.200	12-12	50	9	10	2	1	3	4	23	.460	7	0	13	2	.298	0	0	3-5	34	2	0	1.000
4 Salinas, Orlando	.190	6-6	21	4	4	1	0	0	2	5	.238	3	0	5	0	.292	0	1	0-0	11	16	0	1.000
1 Hughes, Dom	.156	12-8	32	7	5	0	0	1	2	8	.250	11	2	8	0	.400	0	0	1-1	5	0	0	1.000
25 Goodwin, Nick	.152	12-12	46	6	7	1	1	1	6	13	.283	6	0	6	1	.236	3	0	4-4	18	16	0	1.000

20 Queck, Carson	.125	3-3	8	0	1	0	0	0	0	1	.125	1	0	6	0	.222	0	0	0-0	0	0	0	.000
24 Lobliner, Jayden	.000	1-1	2	0	0	0	0	0	0	0	.000	0	0	1	0	.000	0	0	0-0	0	0	0	.000
15 Lodice, Kyan	.000	1-0	0	0	0	0	0	0	0	0	.000	0	0	0	0	.000	0	0	1-1	0	0	0	.000
Totals	.234	12	385	67	90	14	2	15	63	153	.397	69	9	93	5	.359	5	5	19-25	312	99	5	.988
Opponents	.284	12	398	69	113	25	3	9	68	171	.430	42	10	103	3	.359	9	7	3-8	313	108	6	.986

LOB - Team (93), Opp (85). DPs turned - Team (4), Opp (6). IBB - Team (0), Opp (2).

(Big 12 games only Sorted by Earned run avg)

Player	era	w-l	app	gs	cg	sho	sv	ip	h	r	er	bb	so	2b	3b	hr	b/avg	wp	hp	bk	sfa	sha
26 Boerema, Owen	4.74	2-1	4	4	0	0/0	0	24.2	30	13	13	7	31	8	0	2	.303	0	0	2	1	2
37 Fajardo, German	4.87	1-0	4	4	0	0/0	0	20.1	16	11	11	9	19	2	1	0	.219	0	2	1	0	2
23 Ruhl, Ty	5.52	0-2	8	0	0	0/0	1	14.2	16	14	9	5	11	3	1	2	.286	0	4	0	3	1
30 Wentworth, Jackson	9.00	0-2	4	3	0	0/0	0	12.0	13	12	12	8	8	4	0	2	.295	1	1	0	2	1

16 Neighbors, Tyson	0.00	1-0	6	0	0	0/0	2	7.2	3	0	0	2	15	1	0	0	.115	0	0	0	0	0
6 Buss, Mason	0.00	1-0	4	0	0	0/0	0	6.2	8	0	0	3	6	2	0	0	.308	0	2	0	1	0
38 Heyne, Kyler	1.93	1-0	3	0	0	0/0	0	4.2	2	1	1	2	4	0	1	1	.125	1	0	0	0	0
34 Corsentino, Blake	5.40	0-0	2	0	0	0/0	0	3.1	5	3	2	0	4	3	0	0	.333	0	0	0	0	0
33 Rothermel, Collin	7.71	0-1	1	1	0	0/0	0	2.1	4	5	2	2	0	1	0	2	.364	2	0	0	1	0
13 Wisenbaker, Cole	10.80	0-0	2	0	0	0/0	0	3.1	4	4	4	1	2	0	0	0	.333	0	1	0	1	0
17 Hartis, Shay	12.46	0-0	3	0	0	0/0	0	4.1	12	6	6	3	3	1	0	0	.600	0	0	0	0	1
Totals	5.19	6-6	12	12	0	0/0	3	104.0	113	69	60	42	103	25	3	9	.284	4	10	3	9	7
Opponents	5.18	6-6	12	12	0	0/0	3	104.1	90	67	60	69	93	14	2	15	.234	6	9	1	5	5

PB - Team (1), Pelletier, R 1. SBA/ATT - Pelletier, R (3-7), Wentworth, J (1-2), Boerema, O. (0-2), Ruhl, T. (1-1), Wisenbaker (0-1), Corsentino (1-1), Fajardo, G. (0-1).

HOME RECORD: 13-4

NON-CONFERENCE: 9-2 | BIG 12: 4-2



2023 K-State Baseball
Overall Statistics for Kansas State (as of Apr 10, 2023)
(Home games Sorted by Batting avg)



Record: 13-4 Home: 13-4 Away: 0-0 Big 12: 4-2

Player	avg	gp-gs	ab	r	h	2b	3b	hr	rbi	tb	slg%	bb	hp	so	gdp	ob%	sf	sh	sb-att	po	a	e	fld%
18 Rugely, Cash	.426	16-15	47	16	20	4	1	2	19	32	.681	15	2	11	2	.569	1	1	10-11	22	2	2	.923
10 Pena, Roberto	.328	17-17	58	21	19	7	1	4	23	40	.690	12	2	15	1	.452	1	0	5-5	133	5	1	.993
7 Day, Brady	.327	17-17	55	13	18	2	0	2	11	26	.473	20	2	7	0	.506	2	0	3-4	19	43	2	.969
8 Johnson, Cole	.311	17-17	61	17	19	4	0	2	15	29	.475	10	3	9	0	.432	0	1	6-9	32	0	0	1.000
25 Goodwin, Nick	.292	17-17	65	17	19	2	1	3	20	32	.492	12	4	6	1	.427	1	0	7-7	23	35	0	1.000
28 Pelletier, Raphael	.241	16-14	54	10	13	2	0	3	12	24	.444	6	0	11	3	.306	2	0	2-2	123	13	2	.986
1 Hughes, Dom	.205	15-11	39	16	8	1	0	2	6	15	.385	16	1	9	0	.439	1	1	3-3	4	0	0	1.000
5 Jones, Brendan	.200	17-17	65	15	13	1	0	4	11	26	.400	14	1	19	2	.350	0	0	9-11	38	2	0	1.000
4 Salinas, Orlando	.189	11-11	37	13	7	3	0	3	13	19	.514	11	1	6	1	.380	1	0	3-3	8	25	3	.917

29 Knight, Lawson	.500	3-0	2	2	1	1	0	0	2	2	1.000	0	0	0	0	.500	0	0	0-0	1	0	0	1.000
15 Lodice, Kyan	.357	8-3	14	6	5	0	0	0	3	5	.357	5	0	2	0	.526	0	0	2-2	2	0	0	1.000
24 Lobliner, Jayden	.300	4-3	10	2	3	0	0	0	1	3	.300	0	2	1	0	.417	0	0	1-1	18	4	0	1.000
12 Phillips, Cayden	.250	3-1	4	0	1	1	0	0	2	2	.500	0	0	2	0	.250	0	0	0-0	9	1	0	1.000
22 Culpepper, Kaalen	.200	5-5	20	4	4	1	0	1	2	8	.400	1	0	4	0	.238	0	0	1-1	4	15	0	1.000
20 Queck, Carson	.176	8-5	17	3	3	1	0	0	2	4	.235	5	1	8	0	.391	0	0	1-1	6	0	0	1.000
Totals	.279	17	548	155	153	30	3	26	142	267	.487	127	19	110	10	.425	9	3	53-60	447	168	13	.979
Opponents	.256	17	559	73	143	27	2	12	70	210	.376	51	19	151	7	.332	13	10	6-14	412	159	17	.971

LOB - Team (139), Opp (133). DPs turned - Team (8), Opp (10). CI - Team (1), Pelletier, R 1. IBB - Team (3), Salinas, O. 1, Johnson, C. 1, Goodwin, N. 1, Opp (2). Picked off - Hughes, D. 2, Day, B. 1.

(Home games Sorted by Earned run avg)

Player	era	w-l	app	gs	cg	sho	sv	ip	h	r	er	bb	so	2b	3b	hr	b/avg	wp	hp	bk	sfa	sha
26 Boerema, Owen	3.38	3-1	4	4	0	0/0	0	24.0	26	11	9	9	28	6	0	2	.274	0	3	2	0	2
37 Fajardo, German	5.30	1-0	4	4	0	0/0	0	18.2	15	11	11	13	17	3	1	2	.224	0	4	0	1	1
30 Wentworth, Jackson	5.89	1-0	5	3	0	0/0	0	18.1	20	12	12	6	16	6	0	1	.290	0	1	0	3	1

45 Henry, Jared	0.00	0-0	1	0	0	0/0	0	1.0	1	0	0	1	2	0	0	0	.250	0	0	0	0	0
41 Cater, Corey	0.00	0-0	1	0	0	0/0	0	1.0	0	0	0	0	2	0	0	0	.000	0	0	0	0	0
6 Buss, Mason	0.54	2-1	6	1	0	0/0	0	16.2	13	5	1	2	16	1	0	0	.217	1	2	0	2	1
16 Neighbors, Tyson	1.08	2-0	5	0	0	0/0	2	8.1	3	1	1	0	14	0	0	0	.107	1	0	0	0	0
38 Heyne, Kyler	1.80	0-0	4	0	0	0/0	0	5.0	3	1	1	1	6	1	1	0	.167	1	0	0	0	0
33 Rothermel, Collin	2.16	1-1	2	2	0	0/1	0	8.1	6	5	2	4	6	1	0	2	.200	3	2	0	1	1
23 Ruhl, Ty	2.70	0-0	8	0	0	0/1	2	16.2	13	5	5	5	17	1	0	1	.217	1	1	0	1	1
17 Hartis, Shay	3.75	2-1	5	1	0	0/0	0	12.0	14	6	5	3	10	1	0	1	.311	0	1	0	3	0
13 Wisenbaker, Cole	4.26	1-0	4	0	0	0/0	0	6.1	6	3	3	0	3	0	0	0	.286	0	3	0	2	0
34 Corsentino, Blake	5.79	0-0	3	0	0	0/0	0	4.2	5	4	3	2	4	1	0	0	.278	0	1	0	0	2
35 Evans, Andrew	6.23	0-0	2	1	0	0/0	0	4.1	10	3	3	0	3	3	0	1	.435	0	0	0	0	1
36 Robertson, Trae	9.00	0-0	2	0	0	0/0	0	2.0	2	2	2	3	5	1	0	1	.250	0	0	0	0	0
11 Beck, Dalton	21.60	0-0	1	1	0	0/0	0	1.2	6	4	4	2	2	2	0	1	.600	0	1	0	0	0
Totals	3.74	13-4	17	17	0	1/1	4	149.0	143	73	62	51	151	27	2	12	.256	7	19	2	13	10
Opponents	8.32	4-13	17	17	0	0/0	2	137.1	153	155	127	127	110	30	3	26	.279	19	19	3	9	3

PB - Team (2), Phillips, C. 1, Lobliner, J. 1, Opp (1). Pickoffs - Team (0), Opp (3). SBA/ATT - Pelletier, R (5-10), Boerema, O. (2-4), Ruhl, T. (2-2), Wentworth, J (0-2), Phillips, C. (1-2), Buss, M. (1-2), Hartis, S. (0-1), Fajardo, G. (1-1), Wisenbaker (0-1), Lobliner, J. (0-1), Beck, D. (0-1).

ROAD/NEUTRAL RECORD: 8-10

AWAY: 8-10 | NON-CONFERENCE: 6-3 | NEUTRAL: 0-3 | BIG 12: 2-4



2023 K-State Baseball
Overall Statistics for Kansas State (as of Apr 09, 2023)
(Away-Neutral Sorted by Batting avg)



Record: 8-10 Home: 0-0 Away: 8-7 Neutral: 0-3 Big 12: 2-4

Player	avg	gp-gs	ab	r	h	2b	3b	hr	rbi	tb	slg%	bb	hp	so	gdp	ob%	sf	sh	sb-att	po	a	e	fld%
22 Culpepper, Kaelen	.349	11-11	43	10	15	2	0	2	15	23	.535	6	4	11	0	.463	1	0	4-4	9	15	2	.923
5 Jones, Brendan	.294	18-18	68	17	20	7	1	1	7	32	.471	17	1	17	0	.437	1	1	10-12	40	0	0	1.000
28 Pelletier, Raphael	.293	17-15	58	12	17	1	0	2	7	24	.414	8	1	16	1	.388	0	0	0-0	135	15	1	.993
18 Rugely, Cash	.271	18-17	59	17	16	3	0	3	6	28	.475	16	1	21	0	.434	0	2	1-3	40	5	1	.978
7 Day, Brady	.264	15-15	53	8	14	3	0	0	7	17	.321	13	3	6	0	.429	1	1	4-5	16	19	3	.921
25 Goodwin, Nick	.254	18-18	63	13	16	2	1	4	16	32	.508	13	3	12	1	.376	6	0	4-6	31	42	3	.961
1 Hughes, Dom	.238	13-11	42	10	10	0	1	0	4	12	.286	10	3	9	0	.411	1	0	1-2	12	0	0	1.000
8 Johnson, Cole	.237	18-18	76	10	18	4	0	6	25	40	.526	6	0	19	1	.286	2	1	2-4	17	1	0	1.000
10 Pena, Roberto	.221	18-18	68	9	15	3	0	4	19	30	.441	8	0	27	0	.295	2	0	2-2	80	11	2	.978
15 Lodice, Kyan	.172	10-9	29	8	5	1	0	0	2	6	.207	8	0	15	0	.351	0	0	4-5	40	4	4	.917

12 Phillips, Cayden	.286	3-2	7	1	2	1	0	0	1	3	.429	0	1	0	0	.375	0	1	0-1	15	3	1	.947
4 Salinas, Orlando	.263	9-5	19	3	5	0	0	0	1	5	.263	1	0	7	0	.300	0	1	0-1	11	11	1	.957
20 Queck, Carson	.182	6-3	11	3	2	1	1	0	2	5	.455	5	0	6	1	.412	1	0	0-0	3	0	0	1.000
24 Lobliner, Jayden	.000	4-2	5	0	0	0	0	0	0	0	.000	1	1	4	0	.286	0	0	0-0	10	1	0	1.000
29 Knight, Lawson	.000	1-0	0	1	0	0	0	0	0	0	.000	0	0	0	0	.000	0	0	0-0	0	0	0	.000
Totals	.258	18	601	122	155	28	4	22	112	257	.428	112	18	170	4	.382	15	7	32-45	462	141	20	.968
Opponents	.311	18	634	118	197	44	3	12	108	283	.446	67	19	162	10	.389	7	6	7-18	486	155	19	.971

LOB - Team (145), Opp (153). DPs turned - Team (12), Opp (9). IBB - Team (1), Rugely, C. 1, Opp (3). Picked off - Rugely, C. 1, Goodwin, N. 1, Johnson, C. 1, Salinas, O. 1.

(Away-Neutral Sorted by Earned run avg)

Player	era	w-l	app	gs	cg	sho	sv	ip	h	r	er	bb	so	2b	3b	hr	b/avg	wp	hp	bk	sfa	sha
6 Buss, Mason	4.50	1-0	8	2	0	0/1	0	18.0	21	11	9	9	16	4	1	2	.300	1	3	1	2	1
26 Boerema, Owen	4.95	1-0	4	4	0	0/0	0	20.0	23	11	11	6	29	5	0	0	.291	1	1	0	2	1
37 Fajardo, German	6.16	0-1	5	5	0	0/0	0	19.0	27	15	13	9	16	3	0	1	.325	0	3	1	1	2

41 Cater, Corey	0.00	0-0	1	0	0	0/0	0	2.2	1	0	0	2	2	0	0	0	.111	2	0	0	0	0
16 Neighbors, Tyson	1.20	1-1	9	0	0	0/1	3	15.0	7	2	2	6	28	1	0	2	.135	0	1	0	0	0
38 Heyne, Kyler	3.00	2-0	5	0	0	0/0	0	9.0	8	3	3	3	7	3	0	1	.250	1	1	0	0	0
35 Evans, Andrew	3.18	0-0	3	0	0	0/0	0	5.2	6	4	2	2	6	1	0	0	.250	1	0	0	0	0
23 Ruhl, Ty	6.23	1-3	8	0	0	0/1	0	17.1	22	18	12	5	14	4	1	1	.324	1	3	1	2	0
34 Corsentino, Blake	6.75	1-0	5	0	0	0/0	1	9.1	17	7	7	4	11	6	0	0	.405	2	1	0	0	0
17 Hartis, Shay	7.53	0-0	8	1	0	0/0	1	14.1	23	14	12	8	13	4	1	2	.354	2	0	0	0	1
13 Wisenbaker, Cole	9.00	1-1	6	0	0	0/1	0	9.0	12	10	9	3	8	3	0	1	.324	1	1	0	0	0
30 Wentworth, Jackson	10.97	0-3	4	4	0	0/0	0	10.2	22	16	13	5	11	6	0	2	.415	2	3	0	0	1
11 Beck, Dalton	11.25	0-1	2	2	0	0/0	0	4.0	6	5	5	4	1	3	0	0	.333	2	2	0	0	0
36 Robertson, Trae	99.00	0-0	1	0	0	0/0	0	0.0	2	2	2	1	0	1	0	0	1.000	0	0	0	0	0
Totals	5.84	8-10	18	18	0	1/1	5	154.0	197	118	100	67	162	44	3	12	.311	16	19	3	7	6
Opponents	5.78	10-8	18	18	0	0/0	6	162.0	155	122	104	112	170	28	4	22	.258	10	18	4	15	7

PB - Team (2), Pelletier, R 2, Opp (3). Pickoffs - Team (1), Heyne, K. 1, Opp (4). SBA/ATT - Pelletier, R (7-13), Corsentino (1-3), Phillips, C. (0-3), Buss, M. (1-3), Neighbors, T (2-2), Ruhl, T. (0-2), Wentworth, J (2-2), Evans, A. (0-2), Lobliner, J. (0-1), Hartis, S. (1-1), Fajardo, G. (0-1), Boerema, O. (0-1), Heyne, K. (0-1).

LAST 5 GAMES: 2-3

HOME: 1-1 | AWAY: 1-2 | NEUTRAL: 0-0 | BIG 12: 1-2



2023 K-State Baseball Overall Statistics for Kansas State (as of Apr 10, 2023) (Last 5 Games Sorted by Batting avg)



Record: 2-3 Home: 1-1 Away: 1-2 Big 12: 1-2

Player	avg	gp-gs	ab	r	h	2b	3b	hr	rbi	tb	slg%	bb	hp	so	gdp	ob%	sf	sh	sb-att	po	a	e	fld%
18 Rugely, Cash	.353	5-5	17	4	6	2	0	0	2	8	.471	6	0	7	1	.522	0	1	3-4	12	0	0	1.000
10 Pena, Roberto	.333	5-5	18	2	6	1	0	0	5	7	.389	2	0	9	0	.400	0	0	2-2	40	0	0	1.000
22 Culpepper, Kaelen	.300	5-5	20	4	6	2	0	0	1	8	.400	1	2	5	0	.391	0	0	3-3	3	13	0	1.000
7 Day, Brady	.286	5-5	14	3	4	0	0	0	1	4	.286	8	2	2	0	.583	0	0	1-1	6	8	0	1.000
25 Goodwin, Nick	.211	5-5	19	1	4	0	1	0	2	6	.316	1	0	1	1	.227	2	0	2-2	4	6	0	1.000
8 Johnson, Cole	.211	5-5	19	3	4	1	0	2	8	11	.579	1	0	3	0	.238	1	1	1-1	1	0	0	1.000
28 Pelletier, Raphael	.200	5-4	15	1	3	0	0	0	2	3	.200	2	1	5	1	.333	0	0	0-0	37	7	1	.978
5 Jones, Brendan	.176	5-5	17	2	3	0	1	1	1	8	.471	2	0	5	0	.263	0	0	0-0	10	0	0	1.000
1 Hughes, Dom	.111	4-2	9	2	1	0	0	0	0	1	.111	3	1	2	0	.385	0	0	1-1	4	0	0	1.000

15 Lodice, Kyan	.333	2-1	3	1	1	0	0	0	1	1	.333	1	0	0	0	.500	0	0	1-1	0	0	0	.000
24 Lobliner, Jayden	.250	2-2	4	1	1	0	0	0	0	1	.250	0	1	1	0	.400	0	0	0-0	0	0	0	.000
12 Phillips, Cayden	.000	1-1	2	0	0	0	0	0	0	0	.000	0	0	2	0	.000	0	0	0-0	5	1	0	1.000
Totals	.248	5	157	24	39	6	2	3	23	58	.369	27	7	42	3	.376	3	2	14-15	123	39	1	.994
Opponents	.270	5	159	25	43	13	1	4	25	70	.440	13	7	47	1	.348	2	3	3-5	128	42	1	.994

LOB - Team (44), Opp (37). DPs turned - Team (1), Opp (3). CI - Team (1), Pelletier, R 1. IBB - Team (0), Opp (2).

(Last 5 Games Sorted by Earned run avg)

Player	era	w-l	app	gs	cg	sho	sv	ip	h	r	er	bb	so	2b	3b	hr	b/avg	wp	hp	bk	sfa	sha
33 Rothermel, Collin	0.00	1-0	1	1	0	0/1	0	6.0	2	0	0	2	6	0	0	0	.105	1	2	0	0	1
6 Buss, Mason	1.29	0-1	2	1	0	0/0	0	7.0	8	2	1	2	5	1	0	0	.308	0	2	0	1	0
26 Boerema, Owen	5.14	0-0	1	1	0	0/0	0	7.0	8	4	4	1	12	3	0	0	.276	0	0	0	0	0

16 Neighbors, Tyson	0.00	0-0	1	0	0	0/0	1	3.0	1	0	0	1	8	0	0	0	.100	0	0	0	0	0
17 Hartis, Shay	0.00	0-0	2	0	0	0/0	0	1.2	1	0	0	0	3	0	0	0	.167	0	0	0	0	0
13 Wisenbaker, Cole	0.00	0-0	1	0	0	0/0	0	0.1	0	0	0	0	0	0	0	0	.000	0	1	0	0	0
38 Heyne, Kyler	3.38	1-0	1	0	0	0/0	0	2.2	1	1	1	1	2	0	0	1	.111	0	0	0	0	0
34 Corsentino, Blake	9.00	0-0	2	0	0	0/0	0	4.0	7	4	4	1	6	4	0	0	.368	0	1	0	0	1
37 Fajardo, German	10.80	0-0	1	1	0	0/0	0	3.1	5	4	4	2	1	1	0	0	.357	0	0	1	0	0
23 Ruhl, Ty	12.00	0-1	3	0	0	0/1	0	3.0	4	4	4	2	2	2	1	1	.333	0	0	0	1	0
30 Wentworth, Jackson	18.00	0-1	1	1	0	0/0	0	2.0	3	4	4	1	1	1	0	1	.375	0	1	0	0	1
35 Evans, Andrew	18.00	0-0	1	0	0	0/0	0	1.0	3	2	2	0	1	1	0	1	.500	0	0	0	0	0
Totals	5.27	2-3	5	5	0	1/1	1	41.0	43	25	24	13	47	13	1	4	.270	1	7	1	2	3
Opponents	4.43	3-2	5	5	0	0/0	2	42.2	39	24	21	27	42	6	2	3	.248	5	7	1	3	2

PB - Team (1), Phillips, C. 1. SBA/ATT - Pelletier, R (2-3), Buss, M. (1-2), Phillips, C. (1-2), Corsentino (1-1), Wentworth, J (1-1), Fajardo, G. (0-1).

LAST10 GAMES: 4-6

HOME: 2-3 | AWAY: 2-3 | NEUTRAL: 0-0 | BIG 12: 2-4



2023 K-State Baseball
Overall Statistics for Kansas State (as of Apr 10, 2023)
(Last 10 Games Sorted by Batting avg)



Record: 4-6 Home: 2-3 Away: 2-3 Big 12: 2-4

Player	avg	gp-gs	ab	r	h	2b	3b	hr	rbi	tb	slg%	bb	hp	so	gdp	ob%	sf	sh	sb-att	po	a	e	fld%
10 Pena, Roberto	.438	10-10	32	7	14	3	0	4	19	29	.906	8	0	13	0	.524	2	0	2-2	78	0	0	1.000
18 Rugely, Cash	.375	10-10	32	12	12	2	0	0	4	14	.438	13	0	10	1	.556	0	2	4-5	23	3	2	.929
22 Culpepper, Kaelen	.300	10-10	40	9	12	3	0	1	6	18	.450	4	2	7	0	.391	0	0	3-3	7	21	0	1.000
28 Pelletier, Raphael	.294	10-9	34	7	10	0	0	2	5	16	.471	5	1	10	1	.390	1	0	0-0	78	9	1	.989
8 Johnson, Cole	.238	10-10	42	8	10	3	0	3	12	22	.524	2	0	8	0	.267	1	1	1-1	4	0	0	1.000
7 Day, Brady	.233	10-10	30	6	7	1	0	1	3	11	.367	15	2	3	0	.511	0	0	2-2	13	20	1	.971
25 Goodwin, Nick	.200	10-10	40	4	8	0	1	2	7	16	.400	2	2	5	1	.255	3	0	2-2	10	18	1	.966
5 Jones, Brendan	.190	10-10	42	5	8	2	1	2	3	18	.429	4	0	12	2	.261	0	0	0-1	28	1	0	1.000
1 Hughes, Dom	.174	8-5	23	4	4	0	0	1	1	7	.304	4	1	4	0	.321	0	0	1-1	7	0	0	1.000

20 Queck, Carson	.333	2-2	6	1	2	1	0	0	2	3	.500	1	0	4	0	.375	1	0	0-0	0	0	0	.000
15 Lodice, Kyan	.333	2-1	3	1	1	0	0	0	1	1	.333	1	0	0	0	.500	0	0	1-1	0	0	0	.000
24 Lobliner, Jayden	.250	2-2	4	1	1	0	0	0	0	1	.250	0	1	1	0	.400	0	0	0-0	0	0	0	.000
12 Phillips, Cayden	.000	1-1	2	0	0	0	0	0	0	0	.000	0	0	2	0	.000	0	0	0-0	5	1	0	1.000
Totals	.270	10	330	65	89	15	2	16	63	156	.473	59	9	79	5	.387	8	3	16-18	255	81	6	.982
Opponents	.307	10	345	71	106	32	4	12	69	182	.528	33	12	84	1	.381	6	6	4-6	260	92	4	.989

LOB - Team (84), Opp (77). DPs turned - Team (4), Opp (7). CI - Team (1), Pelletier, R 1. IBB - Team (0), Opp (5).

(Last 10 Games Sorted by Earned run avg)

Player	era	w-l	app	gs	cg	sho	sv	ip	h	r	er	bb	so	2b	3b	hr	b/avg	wp	hp	bk	sfa	sha
37 Fajardo, German	4.35	1-0	2	2	0	0/0	0	10.1	8	5	5	5	7	1	1	0	.222	0	1	1	0	1
6 Buss, Mason	4.63	0-1	4	2	0	0/0	0	11.2	14	9	6	6	6	3	0	1	.311	0	2	0	3	0
26 Boerema, Owen	7.62	0-1	2	2	0	0/0	0	13.0	18	11	11	2	18	6	0	2	.321	0	0	0	0	1

16 Neighbors, Tyson	0.00	0-0	3	0	0	0/0	2	6.0	2	0	0	2	12	0	0	0	.100	0	1	0	0	0
33 Rothermel, Collin	2.16	1-1	2	2	0	0/1	0	8.1	6	5	2	4	6	1	0	2	.200	3	2	0	1	1
38 Heyne, Kyler	3.86	2-0	3	0	0	0/0	0	7.0	7	3	3	3	5	3	1	1	.269	2	1	0	0	0
23 Ruhl, Ty	9.00	0-1	5	0	0	0/1	0	8.0	12	8	8	3	8	3	1	2	.375	0	1	0	1	1
35 Evans, Andrew	9.00	0-0	2	0	0	0/0	0	2.0	3	2	2	0	3	1	0	1	.333	0	0	0	0	0
30 Wentworth, Jackson	9.53	0-1	2	1	0	0/0	0	5.2	6	6	6	1	4	2	0	2	.286	0	1	0	1	1
34 Corsentino, Blake	12.00	0-0	3	0	0	0/0	0	6.0	14	8	8	1	8	6	0	0	.424	0	1	0	0	1
17 Hartis, Shay	12.00	0-0	3	0	0	0/0	0	3.0	7	5	4	3	7	1	1	0	.412	1	0	0	0	0
11 Beck, Dalton	13.50	0-1	1	1	0	0/0	0	2.0	4	3	3	2	0	2	0	0	.400	0	1	0	0	0
13 Wisenbaker, Cole	22.50	0-0	2	0	0	0/0	0	2.0	5	6	5	1	0	3	0	1	.500	0	1	0	0	0
Totals	6.67	4-6	10	10	0	1/1	2	85.0	106	71	63	33	84	32	4	12	.307	6	12	1	6	6
Opponents	6.33	6-4	10	10	0	0/0	2	86.2	89	65	61	59	79	15	2	16	.270	9	9	2	8	3

PB - Team (1), Phillips, C. 1. SBA/ATT - Pelletier, R (3-4), Phillips, C. (1-2), Buss, M. (1-2), Fajardo, G. (0-1), Hartis, S. (1-1), Wentworth, J (1-1), Corsentino (1-1).

LAST SERIES: CREIGHTON

RECORD: 2-0 | W, 3-0 | W, 10-0 (7)



2023 K-State Baseball Overall Statistics for Kansas State (as of Apr 10, 2023) (Creighton Series Sorted by Batting avg)



Record: 2-0 Home: 1-0 Away: 1-0 Big 12: 0-0

Player	avg	gp-gs	ab	r	h	2b	3b	hr	rbi	tb	slg%	bb	hp	so	gdp	ob%	sf	sh	sb-att	po	a	e	fld%
22 Culpepper, Kaelen	.667	1-1	3	2	2	1	0	0	1	3	1.000	1	0	1	0	.750	0	0	1-1	0	2	0	1.000
8 Johnson, Cole	.429	2-2	7	2	3	0	0	2	4	9	1.286	2	0	0	0	.556	0	0	1-1	1	0	0	1.000
7 Day, Brady	.375	2-2	8	2	3	0	0	0	0	3	.375	1	0	2	0	.444	0	0	0-0	2	2	0	1.000
15 Lodice, Kyan	.333	1-1	3	1	1	0	0	0	1	1	.333	1	0	0	0	.500	0	0	0-0	0	0	0	.000
10 Pena, Roberto	.286	2-2	7	2	2	1	0	0	3	3	.429	1	0	4	0	.375	0	0	1-1	14	0	0	1.000
25 Goodwin, Nick	.250	2-2	8	1	2	0	0	0	0	2	.250	1	0	1	0	.333	0	0	1-1	2	4	0	1.000
28 Pelletier, Raphael	.250	2-1	4	0	1	0	0	0	2	1	.250	1	0	1	1	.400	0	0	0-0	9	3	1	.923
4 Salinas, Orlando	.250	1-1	4	0	1	0	0	0	0	1	.250	0	0	2	0	.250	0	0	0-1	1	2	0	1.000
18 Rugely, Cash	.250	2-2	4	3	1	1	0	0	0	2	.500	5	0	1	1	.667	0	0	0-0	3	0	0	1.000
1 Hughes, Dom	.250	1-1	4	0	1	0	1	0	2	3	.750	0	0	2	0	.250	0	0	0-0	0	0	0	.000
5 Jones, Brendan	.000	2-2	5	0	0	0	0	0	0	0	.000	1	1	1	0	.286	0	1	0-0	6	0	0	1.000

24 Lobliner, Jayden	.000	1-1	2	0	0	0	0	0	0	0	.000	0	1	2	0	.333	0	0	0-0	10	1	0	1.000
20 Queck, Carson	.000	1-0	1	0	0	0	0	0	0	0	.000	0	0	0	0	.000	0	0	0-0	0	0	0	.000
Totals	.283	2	60	13	17	3	1	2	13	28	.467	14	2	17	2	.434	0	1	4-5	48	15	1	.984
Opponents	.100	2	50	0	5	0	0	0	0	5	.100	8	2	21	1	.250	0	1	0-1	47	13	1	.984

LOB - Team (17), Opp (14). DPs turned - Team (1), Opp (2). CI - Team (1), Pelletier, R 1. IBB - Team (1), Rugely, C. 1.

(Creighton Series Sorted by Earned run avg)

Player	era	w-l	app	gs	cg	sho	sv	ip	h	r	er	bb	so	2b	3b	hr	b/avg	wp	hp	bk	sfa	sha
33 Rothermel, Collin	0.00	1-0	1	1	0	0/1	0	6.0	2	0	0	2	6	0	0	0	.105	1	2	0	0	1
6 Buss, Mason	0.00	1-0	1	1	0	0/1	0	5.0	1	0	0	2	7	0	0	0	.067	0	0	0	0	0
23 Ruhl, Ty	0.00	0-0	2	0	0	0/2	0	3.0	1	0	0	1	4	0	0	0	.111	0	0	0	0	0
16 Neighbors, Tyson	0.00	0-0	1	0	0	0/1	1	2.0	0	0	0	2	4	0	0	0	.000	0	0	0	0	0

13 Wisenbaker, Cole	0.00	0-0	1	0	0	0/1	0	0.0	1	0	0	1	0	0	0	0	1.000	1	0	0	0	0
Totals	0.00	2-0	2	2	0	2/2	1	16.0	5	0	0	8	21	0	0	0	.100	2	2	0	0	1
Opponents	7.47	0-2	2	2	0	0/0	0	15.2	17	13	13	14	17	3	1	2	.283	4	2	0	0	1

SBA/ATT - Buss, M. (0-1), Lobliner, J. (0-1).

SERIES BOX SCORES



2023 K-State Baseball Creighton at Kansas State Apr 10, 2023 at Manhattan, KS (Tointon Family)



Creighton 0 (14-12)

Kansas State 10 (21-14)

Player	ab	r	h	rbi	bb	so	po	a	lob
Sailors, N. cf	3	0	1	0	1	0	2	0	0
Clifford, N. 1b	2	0	0	0	0	1	5	0	3
Lozano, T. dh	3	0	0	0	0	1	0	0	0
Grace, J. rf	2	0	0	0	0	2	1	0	0
Dulich, C. 3b	2	0	0	0	1	0	0	1	2
North, B. ss	3	0	0	0	0	2	2	3	0
Helligso, H. c	3	0	0	0	0	0	5	0	1
Gillen, T. lf	1	0	0	0	0	1	4	0	0
Meggs, A. 2b	3	0	1	0	0	0	1	3	1
Kleinsorge, p	0	0	0	0	0	0	0	0	0
Lommel, C. p	0	0	0	0	0	0	0	0	0
Vetock, M. p	0	0	0	0	0	0	0	0	0
Curtin, S. p	0	0	0	0	0	0	0	0	0
Gross, T. p	0	0	0	0	0	0	0	0	0
Lidd, M. p	0	0	0	0	0	0	0	0	0
Totals	22	0	2	0	2	7	20	7	7

Player	ab	r	h	rbi	bb	so	po	a	lob
Goodwin, Nick ss	4	1	1	0	0	1	0	2	0
Lodice, Kyan dh	3	1	1	1	1	0	0	0	1
Day, Brady 2b	3	1	1	0	1	1	2	2	0
Rugely, Cash rf	2	2	0	0	2	0	2	0	1
Culpepper, Kaelen 3b	3	2	2	1	1	1	0	2	0
Pena, Roberto 1b	3	2	2	3	1	1	9	0	0
Pelletier, Raphael c	4	0	1	2	0	1	5	3	0
Johnson, Cole lf	3	1	2	3	1	0	0	0	0
Jones, Brendan cf	3	0	0	0	0	0	3	0	3
Rothermel, Collin p	0	0	0	0	0	0	0	1	0
Ruhl, Ty p	0	0	0	0	0	0	0	0	0
Totals	28	10	10	10	7	5	21	10	5

Score by Innings	1	2	3	4	5	6	7	R	H	E
Creighton	0	0	0	0	0	0	0	0	2	0
Kansas State	0	0	0	2	0	2	6	10	10	1

Note: 2 outs, 0 runners LOB when the game ended.

E - Pelletier, R. DP - Bluejays 2. LOB - Bluejays 7; K-State 5. 2B - Culpepper, K; Pena, R.. HR - Johnson, C..
HBP - Gillen, T. 2. SH - Clifford, N.. SB - Goodwin, N.; Culpepper, K; Pena, R.; Johnson, C.. Reached on CI -
Grace, J..

Creighton	ip	h	r	er	bb	so	ab	bf	np
Kleinsorge,	2.1	1	0	0	3	1	6	9	38
Lommel, C.	1.1	2	2	2	1	1	6	7	26
Vetock, M.	1.2	0	0	0	1	2	5	6	29
Curtin, S.	0.2	2	2	2	1	0	4	5	21
Gross, T.	0.0	3	3	3	0	0	3	3	14
Lidd, M.	0.2	2	3	3	1	1	4	5	16

Kansas State	ip	h	r	er	bb	so	ab	bf	np
Rothermel, Collin	6.0	2	0	0	2	6	19	25	99
Ruhl, Ty	1.0	0	0	0	0	1	3	3	12

Win - Rothermel, C (1-1). Loss - Lommel, C. (0-6). Save - None.
WP - Lommel, C.; Curtin, S.; Rothermel, C. HBP - by Rothermel, C (Gillen, T.); by Rothermel, C (Gillen, T.). CI -
Pelletier, R. Inherited runners/scored: Lommel, C. 1/0; Vetock, M. 1/0; Lidd, M. 2/2. Pitches/strikes: Kleinsorge,
38/20; Lommel, C. 26/17; Vetock, M. 29/17; Curtin, S. 21/11; Gross, T. 14/9; Lidd, M. 16/10; Rothermel, C 99/65;
Ruhl, T. 12/10.

Umpires - HP: Clint Wheeler 1B: Greg Harmon 2B: Carlos Martinez 3B: Connan Strobel
Start: 6:02 pm Time: 2:09 Attendance: 1595
Weather: Mostly Sunny, 76F, E 6 mph
Gross, T. faced 3 batters in the 7th.



MASON
Buss

RIGHT-HANDED PITCHER

6

K-STATE WILDCATS

YR HT WT B/T
FR 5-11 190 R/R

HOMETOWN
PEWAUKEE, WIS.
PREV SCHOOL
ARROWHEAD HS

SEASON STATS

W-L	ERA	G-GS	SV	IP	BB	SO	WHIP
3-1	2.60	14-3	0	34.2	10	32	1.44
SV/OPP	IRS/IR	BB/9	K/9	K/BB			
0	12/4	2.9	8.3	3.2			

NOTES

- Made first college start at Creighton on March 15, 2023; earned the victory in 3-0 shutout
- Earned his first collegiate victory in the series finale against Youngstown State (March 12, 2023)
- Named first team all-state and Conference Player of the Year in senior campaign at Arrowhead HS
- Rated 17th overall and 6th RHP in Wisconsin by Perfect Game
- Born July 30, 2003

SEASON HIGHS

Category	Highs	Opponent (last time)	Date
IP	5.0	(2x) NEBRASKA	4/4/23
H	6	at Air Force	3/28/23
R	7	at Air Force	3/28/23
ER	5	at Air Force	3/28/23
BB	3	at Air Force	3/28/23
K	7	at Creighton	3/15/23

CAREER HIGHS

Category	Highs	Opponent (last time)	Date
IP	5.0	(2x) NEBRASKA	4/4/23
H	6	at Air Force	3/28/23
R	7	at Air Force	3/28/23
ER	5	at Air Force	3/28/23
BB	3	at Air Force	3/28/23
K	7	at Creighton	3/15/23

KEEPING TRACK (STARTS)

	2023	CAREER
6.0+ IP	0	0
3+ K	1	1
In 5+ IP...		
Walked None	1	1
Allowed 0 Runs	1	1
Allowed 2 or Fewer Runs	3	3
Allowed 0 Hits	0	0

KEEPING TRACK (RELIEF)

	2023	CAREER
2.0+ IP	5	5
3+ K	4	4
In 2+ IP...		
Walked None	3	3
Allowed 0 Runs	3	3
Allowed 2 or Fewer Runs	6	6
Allowed 0 Hits	0	0

LAST TIME

Last Win	3/25/23, OKLAHOMA (W, 7-6)
Last Loss	4/4/23, NEBRASKA (L, 1-6)
Last Save	--
Last Appearance	4/9/23, at #21 Texas (L, 2-8)
Last Start	4/4/23, NEBRASKA (L, 1-6)
Last Relief	4/9/23, at #21 Texas (L, 2-8)

MASON BUSS' CAREER PITCHING LINES

DATE	OPPONENT	GS	IP	H	R	ER	BB	K	NP	DEC	SCORE
2/19/23	at SFA		0.2	2	2	2	1	0	22	--	14-8
2/22/23	at Lamar		3.2	4	0	0	1	3	--	--	3-4
2/25/23	vs. Sam Houston		0.1	0	0	0	0	1	4	--	3-8
2/28/23	at Omaha		1.2	2	2	2	0	2	31	--	6-7
3/6/23	STONEHILL		4.0	4	1	0	0	3	65	--	6-6
3/12/23	YOUNGSTOWN		2.0	1	1	0	0	3	28	W	16-2
3/15/23	at Creighton	*	5.0	1	0	0	2	7	80	W	3-0
3/19/23	at Baylor		1.0	3	0	0	0	2	28	--	4-8
3/21/23	ST. THOMAS		2.0	1	1	0	1	3	31	--	11-3
3/25/23	OKLAHOMA		2.2	2	0	0	0	2	35	W	7-6
3/28/23	at Air Force	*	3.2	6	7	5	3	0	76	--	12-9
3/1/23	#24 WEST VA.		1.0	0	0	0	1	1	21	--	7-1
4/4/23	NEBRASKA	*	5.0	5	2	1	0	4	88	L	1-6
4/9/23	at #21 Texas		2.0	3	0	0	2	1	48	--	2-8
TOTAL	14 appearances	3	34.2	34	16	10	11	32	557	3-1	

CAREER STATS

YEAR	ERA	W	L	APP	GS	CG	SHO	CBO	SV	IP	H	R	ER	BB	SO	2B	3B	HR	BF	B/AVG	WP	HBP	BK	SFA	SHA
2023	2.60	3	1	14	3	0	0	1	0	34.2	34	16	10	11	32	5	1	2	152	.262	2	5	1	4	2
TOTAL	2.60	3	1	14	3	0	0	1	0	34.2	34	16	10	11	32	5	1	2	152	.262	2	5	1	4	2



OWEN
Boerema

LEFT-HANDED PITCHER

YR HT WT B/T
SR 6-5 225 L/L

HOMETOWN
LITCHFIELD, MINN.

PREV SCHOOL
UNIV. OF NORTHWESTERN

SEASON STATS

W-L	ERA	G-GS	CG	IP	BB	SO	WHIP
4-1	4.09	8-8	0	44.0	15	57	1.55

QS	IP/START	BB/9	K/9	K/BB
4	5.1	3.1	11.7	3.8

NOTES

- Struck out a career-high 12 against #21 Texas
- Allowed just one earned run against No. 1 LSU through 4.1 innings with seven strikeouts
- Spent three seasons at DIII member University of Northwestern in St. Paul, Minn.
- Appeared in 28 games (26 starts) going 16-4 with a 1.88 ERA (37 ER, 177 IP) and 240 strikeouts against 51 walks...
- Set single-season strikeout record with 139 and single-game record with 21 in 2022...
- Three-time letterwinner, all-conference and all-state selection at Litchfield HS
- Minnesota state record holder for longest hitting streak (34 games), holds school record for career ERA, strikeouts, and wins
- Born Jan. 9, 2001 in Litchfield, Minn.

SEASON HIGHS

Category	Highs	Opponent (last time)	Date
IP	7.0	at #21 Texas	4/8/23
H	8	at #21 Texas	4/8/23
R	5	at Stephen F. Austin	2/17/23
ER	5	at Stephen F. Austin	2/17/23
BB	4	ARMY	3/3/23
K	12	at #21 Texas	4/8/23

CAREER HIGHS

Category	Highs	Opponent (last time)	Date
IP	7.0	at #21 Texas	4/8/23
H	8	at #21 Texas	4/8/23
R	5	at Stephen F. Austin	2/17/23
ER	5	at Stephen F. Austin	2/17/23
BB	4	ARMY	3/3/23
K	12	at #21 Texas	4/8/23

KEEPING TRACK (STARTS)

	2023	CAREER
6.0+ IP	5	5
3+ K	8	8
In 5+ IP...		
Walked None	0	0
Allowed 0 Runs	0	0
Allowed 2 or Fewer Runs	4	4
Allowed 0 Hits	0	0

LAST TIME

Last Win	3/24/23, OKLAHOMA (W, 7-1)
Last Loss	3/31/23, #24 WEST VIRGINIA (L, 3-8)
Last Save	--
Last Appearance	4/8/23, at #21 Texas (L, 5-6)
Last Start	4/8/23, at #21 Texas (L, 5-6)
Last Relief	--

OWEN BOEREMA'S CAREER PITCHING LINES

DATE	OPPONENT	GS	IP	H	R	ER	BB	K	NP	DEC	SCORE
2/17/23	at SFA	*	3.0	5	5	5	3	4	68	--	7-6
2/24/23	vs. LSU	*	4.1	4	1	1	0	7	68	--	3-7
3/3/23	ARMY	*	6.0	3	1	1	4	7	107	W	4-1
3/10/23	YOUNGSTOWN	*	6.0	7	2	0	1	8	111	W	20-4
3/17/23	at Baylor	*	5.2	6	1	1	2	6	103	W	8-1
3/24/23	OKLAHOMA	*	6.0	6	1	1	3	7	114	W	7-1
3/31/23	#24 WEST VA.	*	6.0	10	7	7	1	6	94	L	3-8
4/8/23	at #21 Texas	*	7.0	8	4	4	1	12	127	--	5-6
TOTAL	8 appearances	8	44.0	49	22	20	15	57	792	4-1	

CAREER STATS

YEAR	ERA	W	L	APP	GS	CG	SHO	CBO	SV	IP	H	R	ER	BB	SO	2B	3B	HR	BF	B/AVG	WP	HBP	BK	SFA	SHA
2023	4.09	4	1	8	8	0	0	0	0	44.0	49	22	20	15	57	11	0	2	198	.282	1	4	2	2	3
TOTAL	4.09	4	1	8	8	0	0	0	0	44.0	49	22	20	15	57	11	0	2	198	.282	1	4	2	2	3



JACKSON
Wentworth

RIGHT-HANDED PITCHER

YR **R-FR** HT **6-1** WT **205** B/T **R/R**

HOMETOWN
URBANDALE, IOWA
PREV SCHOOL
WAUKEE HS

SEASON STATS

W-L	ERA	G-GS	CG	IP	BB	SO	WHIP
1-3	7.76	9-7	0	29.0	11	27	1.97
GS	IP/START	BB/9	K/9	K/BB			
0	3.0	3.4	8.4	2.5			

HONORS

Big 12 Commissioner's Honor Roll (Fall 2021)

NOTES

- Did not appear in a game in 2022
- Rated No. 3 overall and No. 2 RHP in Iowa by Perfect Game out of high school
- Named first team all-state in 2021 going 8-2 in 10 starts with a 1.08 ERA (9 ER, 58.1 IP)
- Born Aug. 8, 2002 in Urbandale, Iowa

SEASON HIGHS

Category	Highs	Opponent (last time)	Date
IP	5.0	STONEHILL	3/4/23
H	10	vs. Sam Houston	2/25/23
R	6	at Stephen F. Austin	2/19/23
ER	4	(3x) at #21 Texas	4/9/23
BB	4	at Baylor	3/18/23
K	6	STONEHILL	3/4/23

CAREER HIGHS

Category	Highs	Opponent (last time)	Date
IP	5.0	STONEHILL	3/4/23
H	10	vs. Sam Houston	2/25/23
R	6	at Stephen F. Austin	2/19/23
ER	4	(3x) at #21 Texas	4/9/23
BB	4	at Baylor	3/18/23
K	6	STONEHILL	3/4/23

KEEPING TRACK (STARTS)

	2022	2023	CAREER
6.0+ IP	0	0	0
3+ K	0	4	4
In 5+ IP...			
Walked None	0	0	0
Allowed 0 Runs	0	0	0
Allowed 2 or Fewer Runs	0	1	1
Allowed 0 Hits	0	0	0

KEEPING TRACK (RELIEF)

	2023	CAREER
2.0+ IP	2	2
3+ K	2	2
In 2+ IP...		
Walked None	2	2
Allowed 0 Runs	1	1
Allowed 2 or Fewer Runs	2	2
Allowed 0 Hits	0	0

LAST TIME

Last Win	3/4/23, STONEHILL (W, 25-3)
Last Loss	2/25/23, vs. Sam Houston (L, 3-8)
Last Save	--
Last Appearance	4/9/23, at #21 Texas (L, 2-8)
Last Start	4/9/23, at #21 Texas (L, 2-8)
Last Relief	4/2/23, #24 WEST VIRGINIA (L, 6-10)

JACKSON WENTWORTH'S CAREER PITCHING LINES

DATE	OPPONENT	GS	IP	H	R	ER	BB	K	NP	DEC	SCORE
2/19/23	at SFA	*	2.0	5	6	4	0	2	58	--	14-8
2/25/23	vs. Sam Houston	*	3.2	10	4	3	0	5	83	L	3-8
3/4/23	STONEHILL	*	5.0	5	2	2	2	6	76	W	25-3
3/11/23	YOUNGSTOWN	*	3.1	6	4	4	1	3	76	--	9-6
3/18/23	at Baylor	*	3.0	4	2	2	3	0	64	L	4-8
3/22/23	ST. THOMAS	*	3.0	3	0	0	0	3	40	--	1-2
3/26/23	OKLAHOMA	*	3.1	3	4	4	3	1	60	--	8-7
4/2/23	#24 WEST VA	*	3.2	3	2	2	0	3	50	--	6-10
4/9/23	at #21 Texas	*	2.0	3	4	4	1	1	43	L	2-8
TOTAL	9 appearances	7	29.0	42	28	25	11	27	550	1-3	

CAREER STATS

YEAR	ERA	W	L	APP	GS	CG	SHO	CBO	SV	IP	H	R	ER	BB	SO	2B	3B	HR	BF	B/AVG	WP	HBP	BK	SFA	SHA
2022	REDSHIRT																								
2023	7.76	1	3	9	7	0	0	0	0	29.0	42	28	25	11	27	12	0	3	142	.344	2	4	0	3	2
TOTAL	7.76	1	3	9	7	0	0	0	0	29.0	42	28	25	11	27	12	0	3	142	.344	2	4	0	3	2



COLLIN Rothermel

RIGHT-HANDED PITCHER

YR HT WT B/T
SO 6-1 175 R/R

HOMETOWN
SAN DIEGO, CALIF.
PREV SCHOOL
RANCHO BERNARDO HS

SEASON STATS

W-L	ERA	G-GS	CG	IP	BB	SO	WHIP
1-1	2.16	2-0	0	22.2	10	19	1.44

QS	IP/START	BB/9	K/9	K/BB
1	4.0	2.6	8.4	1.9

NOTES

- Five innings of relief vs Nebraska (first career save)
- Made start vs Auburn (scheduled short start)
- Rated as No. 64 RHP in California by Perfect Game
- Career high school record of 11-7 with a 2.84 ERA and 100 strikeouts
- As a senior, went 8-4 with a 2.30 ERA and 64 strikeouts in 67 innings
- Went 1-0 with a 3.36 ERA and seven strikeouts in 8.1 IP in junior season

SEASON HIGHS

Category	Highs	Opponent (last time)	Date
IP	6.0	CREIGHTON	4/10/23
H	4	#24 WEST VIRGINIA	4/2/23
R	5	#24 WEST VIRGINIA	4/2/23
ER	2	#24 WEST VIRGINIA	4/2/23
BB	2	(2x) CREIGHTON	4/10/23
K	6	CREIGHTON	4/10/23

CAREER HIGHS

Category	Highs	Opponent (last time)	Date
IP	6.0	CREIGHTON	4/10/23
H	5	3x (at TCU)	3/27/22
R	5	#24 WEST VIRGINIA	4/2/23
ER	3	NEBRASKA	3/9/22
BB	3	AIR FORCE	3/23/22
K	6	(2x) CREIGHTON	4/10/23

KEEPING TRACK (STARTS)

	2022	2023	CAREER
6.0+ IP	0	1	1
3+ K	1	1	2
In 5+ IP...			
Walked None	0	0	0
Allowed 0 Runs	0	1	1
Allowed 2 or Fewer Runs	0	1	1
Allowed 0 Hits	0	0	0

KEEPING TRACK (RELIEF)

	2022	2023	CAREER
2.0+ IP	1	0	1
3+ K	1	0	1
In 2+ IP...			
Walked None	0	0	0
Allowed 0 Runs	0	0	0
Allowed 2 or Fewer Runs	0	0	0
Allowed 0 Hits	0	0	0

LAST TIME

Last Win	4/10/23, CREIGHTON (W, 10-0)
Last Loss	4/2/23, #24 WEST VIRGINIA (L, 6-10)
Last Save	3/9/22, NEBRASKA (W, 6-4)
Last Appearance	4/10/23, CREIGHTON (W, 10-0)
Last Start	4/10/23, CREIGHTON (W, 10-0)

COLLIN ROTHERMEL'S CAREER PITCHING LINES

DATE	OPPONENT	GS	IP	H	R	ER	BB	K	NP	DEC	SCORE
2/20/22	vs. Auburn	*	1.2	1	1	1	1	1	32	--	1-12
3/4/22	at LMU		1.0	1	0	0	0	2	19	--	11-0
3/9/22	Nebraska		5.0	5	3	3	1	4	79	--	6-4
4/23/22	Air Force	*	5.0	5	3	1	3	6	87	--	3-4
3/27/22	at TCU		1.2	5	2	2	1	0	39	--	3-11
4/2/23	#24 WEST VA	*	2.1	4	5	2	2	0	48	L	6-10
4/10/23	CREIGHTON	*	6.0	2	0	0	2	6	99	W	10-0
TOTAL	7 Appearances	4	22.2	23	14	9	10	19	403	1-1	

CAREER STATS

YEAR	ERA	W	L	APP	GS	CG	SHO	CBO	SV	IP	H	R	ER	BB	SO	2B	3B	HR	BF	B/AVG	WP	HBP	BK	SFA	SHA
2022	4.40	0	0	5	2	0	0	1	1	14.1	17	9	7	6	13	1	2	1	69	.293	1	2	0	2	1
2023	2.16	1	1	2	2	0	0	1	0	8.1	6	5	2	4	6	1	0	2	39	.200	3	2	0	1	1
TOTAL	3.57	1	1	7	4	0	0	2	1	22.2	23	14	9	10	19	2	2	3	108	.261	4	4	0	3	2



GERMAN
Fajardo

RIGHT-HANDED PITCHER

YR **HT** **WT** **B/T**
SO **5-11** **165** **R/R**

HOMETOWN
NOGALES, ARIZ.
PREV SCHOOL
ARIZONA

SEASON STATS

W-L	ERA	G-GS	CG	IP	BB	SO	WHIP
1-1	5.73	9-9	0	37.2	22	33	1.88

QS	IP/START	BB/9	K/9	K/BB
1	4.0	5.3	7.9	1.6

HONORS

Big 12 Pitcher of the Week (May 9, 2022)
Big 12 Co-Newcomer of the Week (May 9, 2022)

NOTES

- Picked up first season victory against #24 West Virginia (W, 7-1)
- Tossed a career-high 7.0 IP against #24 West Virginia (April 1)
- Only pitcher to throw 7.0 IP this season
- Made 16 appearances with six starts in 2022
- Picked up a save after 2 2/3 scoreless innings in his next outing against Kansas (5/7)
- Earned first win in first start of the year against Northern Colorado (3/29), logging three scoreless innings with eight strikeouts
- Punched out a season-high 10 against Wichita State (5/3)

SEASON HIGHS			
Category	Highs	Opponent (last time)	Date
IP	7.0	#24 WEST VIRGINIA	4/1/23
H	7	(2x) vs. Iowa	2/26/23
R	6	ARMY	3/5/23
ER	6	ARMY	3/5/23
BB	5	YOUNGSTOWN STATE	3/12/23
K	6	(3x) #24 WEST VIRGINIA	4/1/23

CAREER HIGHS			
Category	Highs	Opponent (last time)	Date
IP	7.0	#24 WEST VIRGINIA	4/1/23
H	7	(2x) vs. Iowa	2/26/23
R	7	at West Virginia	5/20/22
ER	6	ARMY	3/5/23
BB	6	at West Virginia	5/20/22
K	10	WICHITA STATE	5/3/22

KEEPING TRACK (STARTS)

	2022	2023	CAREER
6.0+ IP	1	1	2
6+ K	4	3	7
In 5+ IP...			
Walked None	0	0	0
Allowed 0 Runs	2	0	2
Allowed 2 or Fewer Runs	3	2	5
Allowed 0 Hits	0	0	0

LAST TIME

Last Win	4/1/23, #24 WEST VIRGINIA (W, 7-1)
Last Loss	2/22/23, at Lamar (L, 3-4)
Last Save	5/7/22, KU (W, 5-2)
Last Appearance	4/8/23, at #21 Texas (W, 6-5)
Last Start	4/8/23, at #21 Texas (W, 6-5)
Last Relief	5/7/22, KU (W, 5-2)

GERMAN FAJARDO'S CAREER PITCHING LINES

DATE	OPPONENT	GS	IP	H	R	ER	BB	K	NP	DEC	SCORE
2/29/22	vs Michigan		0.1	2	3	3	2	1	14	--	2-10
3/1/22	at CSUF		3.1	4	1	0	0	5	58	--	5-7
3/6/22	at LMU		0.1	2	0	0	1	0	17	--	7-14
3/13/22	CCSU		2.0	1	0	0	1	4	52	SV	5-2
3/23/22	AIR FORCE		2.0	2	1	1	3	4	34	L	3-4
3/29/22	NO. COLORADO *		3.0	4	0	0	1	8	73	W	8-6
4/2/22	OKLAHOMA ST.		2.2	3	2	1	2	3	62	--	6-8
4/14/22	TEXAS		0.1	0	0	0	1	0	8	--	8-5
4/18/22	at Wichita St.	*	5.0	2	0	0	1	4	76	W	12-1
4/22/22	UC IRVINE		3.0	2	3	3	4	3	64	W	13-8
4/26/22	at Nebraska		2.1	1	1	0	3	2	55	--	6-8
5/3/22	WICHITA ST.	*	6.0	1	0	0	1	10	87	W	3-1
5/7/22	KU		2.2	0	0	0	1	2	32	SV	5-2
5/14/22	BAYLOR	*	4.2	5	5	5	1	9	83	--	7-5
5/20/22	at West Virginia	*	3.1	4	7	5	6	3	109	L	4-15
5/27/22	vs Texas Tech	*	5.0	2	2	2	1	6	88	--	6-5
2/19/23	at SFA	*	4.0	7	3	2	2	3	76	--	8-4
2/22/23	at Lamar	*	2.0	4	2	2	2	1	--	L	3-4
2/26/23	vs. Iowa	*	4.1	7	4	3	2	5	89	--	5-6
3/5/23	ARMY	*	4.0	6	6	6	2	4	80	--	14-8
3/12/23	YOUNGSTOWN	*	3.0	2	0	0	5	1	84	--	16-2
3/19/23	at Baylor	*	5.1	4	2	2	1	6	80	--	4-8
3/25/23	OKLAHOMA	*	4.2	4	4	4	3	6	89	--	7-6
4/1/23	#24 WEST VA	*	7.0	3	1	1	3	6	98	W	7-1
4/8/23	at #21 Texas	*	3.1	5	4	4	2	1	73	--	6-5
TOTAL	25 appearances	15	83.2	76	51	44	51	97	1414	5-3/2	

CAREER STATS

YEAR	ERA	W	L	APP	GS	CG	SHO	CBO	SV	IP	H	R	ER	BB	SO	2B	3B	HR	BF	B/AVG	WP	HBP	BK	SFA	SHA
2022	3.91	4	2	16	6	0	0	0	2	46.0	34	25	20	29	64	5	0	5	208	.204	7	8	0	4	0
2023	5.73	1	1	9	9	0	0	0	0	37.2	42	26	24	22	33	6	1	3	184	.280	0	7	1	2	3
TOTAL	4.73	5	3	25	15	0	0	0	2	83.2	76	51	44	51	97	11	1	8	392	.240	7	15	1	6	3



DALTON
Beck

LEFT-HANDED PITCHER

YR **SO** HT **6-0** WT **190** B/T **L/L**

HOMETOWN
FRISCO, TEXAS
PREV SCHOOL
GRAYSON COLLEGE

SEASON STATS

W-L	ERA	G-GS	SV	IP	BB	SO	WHIP
0-0	14.29	3-3	0	5.2	6	3	3.71

SV/OPP	IRS/IR	BB/9	K/9	K/BB
0/0	0.0	9.5	4.8	0.5

NOTES

- Played one season at Grayson College
- Made 12 appearances (one start) and posted 7-4 record with a 4.33 ERA (26 ER, 54 IP)
- Helped the Vikings to a 38-18 record and NJCAA Region 5 semifinal appearance
- Born March 13, 2022 in Plano, Texas

SEASON HIGHS

Category	Highs	Opponent (last time)	Date
IP	2.0	(2x) at Air Force	3/29/23
H	6	STONEHILL	3/6/23
R	4	STONEHILL	3/6/23
ER	4	STONEHILL	3/6/23
BB	2	(3x) at Air Force	3/29/23
K	2	STONEHILL	3/6/23

CAREER HIGHS

Category	Highs	Opponent (last time)	Date
IP	2.0	(2x) at Air Force	3/29/23
H	6	STONEHILL	3/6/23
R	4	STONEHILL	3/6/23
ER	4	STONEHILL	3/6/23
BB	2	(3x) at Air Force	3/29/23
K	2	STONEHILL	3/6/23

KEEPING TRACK (STARTS)

	2022	2023	CAREER
6.0+ IP	0	0	0
3+ K	0	3	3
In 5+ IP..			
Walked None	0	0	0
Allowed 0 Runs	0	0	0
Allowed 2 or Fewer Runs	0	1	1
Allowed 0 Hits	0	0	0

KEEPING TRACK (RELIEF)

	2023	CAREER
2.0+ IP	1	1
3+ K	0	0
In 2+ IP..		
Walked None	0	0
Allowed 0 Runs	0	0
Allowed 2 or Fewer Runs	1	1
Allowed 0 Hits	0	0

LAST TIME

Last Win	--
Last Loss	--
Last Save	--
Last Appearance	3/29/23, at Air Force (L, 13-18)
Last Start	3/29/23, at Air Force (L, 13-18)
Last Relief	--

DALTON BECK'S CAREER PITCHING LINES

DATE	OPPONENT	GS	IP	H	R	ER	BB	K	NP	DEC	SCORE
2/20/23	at SFA	*	2.0	2	2	2	2	1	45	--	16-5
3/6/23	STONEHILL	*	1.2	6	4	4	2	2	53	--	6-6
3/29/23	at Air Force	*	2.0	4	3	3	2	0	48	--	13-18
TOTAL	3 appearances	*	5.2	12	9	9	6	3	146	--	

CAREER STATS

YEAR	ERA	W	L	APP	GS	CG	SHO	CBO	SV	IP	H	R	ER	BB	SO	2B	3B	HR	BF	B/AVG	WP	HBP	BK	SFA	SHA
2023	14.29	0	1	3	3	0	0	0	0	5.2	12	9	9	6	3	5	0	1	37	.429	2	3	0	0	0
TOTAL	14.29	0	1	3	3	0	0	0	0	5.2	12	9	9	6	3	5	0	1	37	.429	2	3	0	0	0



COLE
Wisenbaker

LEFT-HANDED PITCHER

YR HT WT B/T
FR 6-3 175 L/L

HOMETOWN
HOUSTON, TEXAS

PREV SCHOOL
CYPRESS CHRISTIAN HS

SEASON STATS

W-L	ERA	G-GS	SV	IP	BB	SO	WHIP
2-1	7.04	10-0	0	15.1	3	11	1.63

SV/OPP	IRS/IR	BB/9	K/9	K/BB
0/1	10/4	1.8	6.5	3.7

NOTES

- Made collegiate debut against Stephen F. Austin on Feb. 19, 2023; earned first career win
- Named District MVP, First Team All-State, Academic All-State and a two-time all-district honoree
- Rated No. 94 and No. 12 LHP in Texas by Perfect Game
- Born Nov. 24, 2003 in Cypress, Texas

SEASON HIGHS

Category	Highs	Opponent (last time)	Date
IP	3.2	at Stephen F. Austin	2/19/23
H	5	at Air Force	3/29/23
R	6	at Air Force	3/29/23
ER	5	at Air Force	3/29/23
BB	1	(3x) at Air Force	3/29/23
K	3	at Stephen F. Austin	2/19/23

CAREER HIGHS

Category	Highs	Opponent (last time)	Date
IP	3.2	at Stephen F. Austin	2/19/23
H	5	at Air Force	3/29/23
R	6	at Air Force	3/29/23
ER	5	at Air Force	3/29/23
BB	1	(3x) at Air Force	3/29/23
K	3	at Stephen F. Austin	2/19/23

KEEPING TRACK (RELIEF)

	2023	CAREER
2.0+ IP	3	2
3+ K	1	1
In 2+ IP...		
Walked None	2	1
Allowed 0 Runs	1	1
Allowed 2 or Fewer Runs		1
Allowed 0 Hits	0	0

LAST TIME

Last Win	2/19/23, at Stephen F. Austin (W, 14-8)
Last Loss	2/28/23, at Omaha (L, 6-7)
Last Save	--
Last Appearance	4/4/23, NEBRASKA (L, 1-6)
Last Start	--
Last Relief	4/4/23, NEBRASKA (L, 1-6)

COLE WISENBAKER'S CAREER PITCHING LINES

DATE	OPPONENT	GS	IP	H	R	ER	BB	K	NP	DEC	SCORE
2/19/23	at SFA		3.2	3	0	0	0	3	41	W	14-8
2/24/23	vs. LSU		1.0	0	0	0	0	2	14	--	3-7
2/28/23	at Omaha		0.2	2	2	2	0	1	16	L	6-7
3/12/23	YOUNGSTOWN		1.0	0	0	0	0	1	15	--	16-2
3/15/23	at Creighton		0.0	1	0	0	1	0	10	--	3-0
3/18/23	at Baylor		2.0	1	2	2	1	2	26	--	4-8
3/21/23	ST. THOMAS		3.2	3	1	1	0	2	44	W	11-3
3/26/23	OKLAHOMA		1.1	3	2	2	0	0	23	--	8-7
3/29/23	at Air Force		1.2	5	6	5	1	0	36	--	13-18
4/4/23	NEBRASKA		0.1	0	0	0	0	0	5	--	1-6
TOTAL	10 appearances		15.1	18	13	12	3	11	230	2-1	

CAREER STATS

YEAR	ERA	W	L	APP	GS	CG	SHO	CBO	SV	IP	H	R	ER	BB	SO	2B	3B	HR	BF	B/AVG	WP	HBP	BK	SFA	SHA
2023	7.04	2	1	10	0	0	0	1	0	15.1	18	13	12	3	11	3	0	1	67	.310	1	4	0	2	0
TOTAL	7.04	2	1	10	0	0	0	1	0	15.1	18	13	12	3	11	3	0	1	67	.310	1	4	0	2	0



TYSON Neighbors

RIGHT-HANDED PITCHER

YR HT WT B/T
SO 6-2 220 R/R

HOMETOWN
ROYSE CITY, TEXAS
PREV SCHOOL
ROYSE CITY HS

SEASON STATS

W-L	ERA	G-GS	SV	IP	BB	SO	WHIP
3-1	1.16	14-0	5	23.1	6	42	0.73

SV/OPP	IRS/IR	BB/9	K/9	K/BB
5/5	9/2	2.3	16.2	7.0

NOTES

- Ranks second in the league with four saves
- Struck out the final 7-of-10 batters against Stonehill (March 3, 2023)
- Earned first career win vs No. 7 Texas
- Struck out the side in order in K-State debut vs Arizona
- Appeared twice in opening weekend (did not record an out vs Michigan)
- Rated as the No. 26 RHP in Texas (No. 55 overall) by Perfect Game
- Selected to Texas HS All-Star Game
- Went 7-7 in save opportunities at Royse City
- Struck out 52 in 21 innings
- Born Oct. 9, 2002 in Sulphur Springs, Texas

SEASON HIGHS

Category	Highs	Opponent (last time)	Date
IP	3.1	STONEHILL	3/6/23
H	2	(3x) YOUNGSTOWN STATE	3/11/23
R	1	(3x) YOUNGSTOWN STATE	3/11/23
ER	1	(3x) YOUNGSTOWN STATE	3/11/23
BB	2	at Creighton	3/15/23
K	8	at #21 Texas	4/8/23

CAREER HIGHS

Category	Highs	Opponent (last time)	Date
IP	3.1	STONEHILL	3/6/23
H	2	(6x) YOUNGSTOWN STATE	3/11/23
R	3	vs Michigan	2/19/22
ER	3	vs Michigan	2/19/22
BB	5	at CSU Bakersfield	2/25/22
K	7	STONEHILL	3/6/23

KEEPING TRACK (RELIEF)

	2022	2023	CAREER
2.0+ IP	0	7	7
3+ K	2	6	8
In 2+ IP...			
Walked None	0	4	4
Allowed 0 Runs	0	5	5
Allowed 2 or Fewer Runs	0	6	6
Allowed 0 Hits	0	3	3

LAST TIME

Last Win	3/26/23, OKLAHOMA (W, 8-7)
Last Loss	2/26/23, vs. Iowa, (L, 5-6)
Last Save	4/8/23, at #21 Texas (W, 6-5)
Last Appearance	4/8/23, at #21 Texas (W, 6-5)
Last Start	--
Last Relief	4/8/23, at #21 Texas (W, 6-5)

TYSON NEIGHBORS' CAREER PITCHING LINES

DATE	OPPONENT	GS	IP	H	R	ER	BB	K	NP	DEC	SCORE
2/18/22	vs. Arizona	1.0	0	0	0	0	3	11	--	--	6-8
2/19/22	vs. Michigan	0.0	2	3	3	-	1	7	--	--	2-10
2/25/22	at CSU Bakersfield	1.0	0	1	1	5	1	37	--	--	3-4
3/19/22	Morehead State	1.0	0	0	0	1	2	17	--	--	15-2
3/27/22	at TCU	0.2	0	0	0	2	1	17	--	--	3-11
4/5/22	Creighton	1.1	2	0	0	1	0	22	--	--	7-5
4/14/22	Texas	1.2	2	0	0	2	1	35	W	--	8-5
4/19/22	Omaha	0.2	1	0	0	2	1	21	--	--	11-3
5/17/22	at Virginia Tech	1.0	1	1	1	1	3	22	--	--	2-8
2/18/23	at SFA	2.0	2	1	1	0	5	35	W	--	8-4
2/22/23	at Lamar	1.1	0	0	0	1	2	--	--	--	3-4
2/25/23	vs. Sam Houston	2.0	1	0	0	0	1	34	--	--	3-8
2/26/23	vs. Iowa	1.0	2	1	1	0	2	16	L	--	5-6
3/6/23	STONEHILL	3.1	0	0	0	0	7	35	W	--	6-5
3/11/23	YOUNGSTOWN	2.0	2	1	1	0	3	32	SV	--	9-6
3/15/23	at Creighton	2.0	0	0	0	2	4	36	SV	--	3-0
3/18/23	at Baylor	0.1	1	0	0	0	1	12	--	--	4-8
3/19/23	at Baylor	1.1	0	0	0	1	2	21	--	--	4-8
3/25/23	OKLAHOMA	1.0	0	0	0	0	1	15	SV	--	7-6
3/26/23	OKLAHOMA	1.0	0	0	0	0	2	15	W	--	8-7
3/29/23	at Air Force	2.0	0	0	0	1	3	39	SV	--	12-9
4/1/23	#24 WEST VA	1.0	1	0	0	0	1	16	--	--	7-1
4/8/23	at #21 Texas	3.0	1	0	0	1	8	46	SV	--	6-5
TOTAL	23 appearances	31.2	18	8	8	20	55	541	4-1/5		

CAREER STATS

YEAR	ERA	W	L	APP	GS	CG	SHO	CBO	SV	IP	H	R	ER	BB	SO	2B	3B	HR	BF	B/AVG	WP	HBP	BK	SFA	SHA
2022	5.40	1	0	9	0	0	0	0	0	8.1	8	5	5	14	13	4	0	0	47	.267	1	2	1	0	1
2023	1.16	3	1	14	0	0	0	5	1	23.1	10	3	3	6	42	1	0	2	87	.125	1	1	0	0	0
TOTAL	2.27	4	1	23	0	0	0	5	1	31.2	18	8	8	20	55	5	0	2	134	.164	2	3	1	0	1



SHAY
Hartis

RIGHT-HANDED PITCHER

YR HT WT B/T
JR 6-1 210 R/R

HOMETOWN
THE COLONY, TEXAS
PREV SCHOOL
TEXAS TECH

SEASON STATS

W-L	ERA	G-GS	SV	IP	BB	SO	WHIP
2-1	5.81	13-2	1	26.1	11	23	1.86

SV/OPP	IRS/IR	BB/9	K/9	K/BB
1/1	9/7	3.8	7.9	2.1

NOTES

- Made 13 relief appearances at Texas Tech, going 1-0 with a 6.14 ERA (11 ER, 16.1 IP)
- Threw a season-long 2 1/3 innings against KU
- Played two seasons at Grayson College, originally a DBU commit
- Named Newcomer of the Year at The Colony HS in 2018 and Perfect Game All-American
- Posted a 12-4 record with 191 strikeouts over 147 innings
- Born June 22, 2000 in Lewisville, Texas

SEASON HIGHS

Category	Highs	Opponent (last time)	Date
IP	5.0	ARMY	3/5/23
H	8	at Baylor	3/18/23
R	5	at Air Force	3/29/23
ER	4	(2x) at Air Force	3/29/23
BB	3	(2x) at Air Force	3/29/23
K	4	(2x) at Air Force	3/29/23

CAREER HIGHS

Category	Highs	Opponent (last time)	Date
IP	5.0	ARMY	3/5/23
H	8	at Baylor	3/18/23
R	5	at Air Force	3/29/23
ER	4	(2x) at Air Force	3/29/23
BB	3	(2x) at Air Force	3/29/23
K	4	(2x) at Air Force	3/29/23

KEEPING TRACK (STARTS)

	2023	CAREER
6.0+ IP	0	0
3+ K	1	1
In 5+ IP...		
Walked None	0	0
Allowed 0 Runs	0	0
Allowed 2 or Fewer Runs	1	1
Allowed 0 Hits	0	0

KEEPING TRACK (RELIEF)

	2023	CAREER
2.0+ IP	5	5
3+ K	3	3
In 2+ IP...		
Walked None	2	2
Allowed 0 Runs	1	1
Allowed 2 or Fewer Runs	3	3
Allowed 0 Hits	2	2

LAST TIME

Last Win	3/11/23, YOUNGSTOWN STATE, (W, 9-6)
Last Loss	--
Last Save	2/18/23, at Stephen F. Austin (W, 8-4)
Last Appearance	4/9/23, at #21 Texas (L, 2-8)
Last Start	3/29/23, at Air Force (L, 13-18)
Last Relief	4/9/23, at #21 Texas (L, 2-8)

SHAY HARTIS' CAREER PITCHING LINES

DATE	OPPONENT	GS	IP	H	R	ER	BB	K	NP	DEC	SCORE
2/18/23	at SFA		3.0	2	0	0	0	2	32	SV	8-4
2/22/23	at Lamar		1.0	0	0	0	0	0	--	--	3-4
2/24/23	vs. LSU		0.2	0	0	0	0	0	10	--	3-7
2/25/23	vs. Sam Houston		0.2	3	4	3	0	1	23	--	3-8
2/28/23	at Omaha *		4.0	4	1	1	3	3	70	--	6-7
3/5/23	ARMY		5.0	2	2	2	0	2	67	W	14-8
3/11/23	YOUNGSTOWN		3.2	4	1	1	1	4	79	W	9-6
3/18/23	at Baylor		2.2	8	4	4	2	2	55	--	4-8
3/22/23	ST. THOMAS *		2.0	3	1	0	1	2	42	L	1-2
3/25/23	OKLAHOMA		0.2	4	2	2	1	0	18	--	7-6
3/29/23	at Air Force		1.1	6	5	4	3	4	51	--	13-18
4/4/23	NEBRASKA		0.2	1	0	0	0	2	16	--	1-6
4/9/23	at #21 Texas		1.0	0	0	0	0	1	10	--	2-8
TOTAL	13 appearances	2	26.1	37	20	17	11	23	471	2-1/1	

CAREER STATS

YEAR	ERA	W	L	APP	GS	CG	SHO	CBO	SV	IP	H	R	ER	BB	SO	2B	3B	HR	BF	B/AVG	WP	HBP	BK	SFA	SHA
2023	5.81	2	1	13	2	0	0	0	1	26.1	37	20	17	11	23	5	1	3	126	.336	2	1	0	3	1
TOTAL	5.81	2	1	13	2	0	0	0	1	26.1	37	20	17	11	23	5	1	3	126	.336	2	1	0	3	1



TV
Ruhl

RIGHT-HANDED PITCHER

YR **R-FR** HT **6-2** WT **205** B/T **B/R**

HOMETOWN
CAIRO, NEB.
PREV SCHOOL
MILLARD WEST HS

SEASON STATS

W-L	ERA	G-GS	SV	IP	BB	SO	WHIP
1-3	4.50	16-0	2	34.0	10	31	1.39

SV/OPP	IRS/IR	BB/9	K/9	K/BB
2/2	12/5	2.6	8.2	3.1

HONORS

- Big 12 Commissioner's Honor Roll (Fall 2020)
- Big 12 Commissioner's Honor Roll (Spring 2021)
- Big 12 Commissioner's Honor Roll (Spring 2022)

NOTES

- Made a team leading 21 relief appearances in 2022 going 5-2 with one save and a 6.05 ERA (28 ER, 41.2 IP)
- Made two appearances in the Big 12 tournament, totaling 5 innings with five strikeouts
- Born May 10, 2001 in Cairo, Nebraska

SEASON HIGHS

Category	Highs	Opponent (last time)	Date
IP	5.0	at Stephen F. Austin	2/17/23
H	6	vs. #1 LSU	2/24/23
R	6	(2x) at Baylor	3/19/23
ER	6	vs. #1 LSU	2/24/23
BB	1	(5x) at Creighton	3/15/23
K	4	(2x) ARMY	3/3/23

CAREER HIGHS

Category	Highs	Opponent (last time)	Date
IP	5.0	(2x) at Stephen F. Austin	2/17/23
H	6	vs. #1 LSU	2/24/23
R	6	(3x) at Baylor	3/19/23
ER	6	(2x) vs. #1 LSU	2/24/23
BB	4	OKLAHOMA STATE	4/1/22
K	4	(7x) ARMY	3/3/23

KEEPING TRACK (RELIEF)

	2021	2022	2023	CAREER
2.0+ IP	0	9	10	19
3+ K	0	7	5	12
In 2+ IP...				
Walked None	0	5	3	8
Allowed 0 Runs	0	2	5	7
Allowed 2 or Fewer Runs	0	8	7	15
Allowed 0 Hits	0	0	2	2

LAST TIME

Last Win	2/17/23, at Stephen F. Austin (W, 7-6)
Last Loss	4/7/23, at #21 Texas (L, 5-6)
Last Save	3/24/23, OKLAHOMA (W, 7-1)
Last Appearance	4/10/23, CREIGHTON (W, 10-0)
Last Start	--
Last Relief	4/10/23, CREIGHTON (W, 10-0)

TY RUHL'S CAREER PITCHING LINES

DATE	OPPONENT	GS	IP	H	R	ER	BB	K	NP	DEC	SCORE
2/20/22	vs. Auburn	1.1	1	0	0	1	2	20	--	--	1-12
2/25/22	at CSU Bakersfield	2.0	2	1	0	9	2	39	L	--	3-4
3/1/22	at Cal State Fullerton	0.2	1	1	0	0	1	15	--	--	5-7
3/6/22	at LMU	2.0	4	4	4	0	3	45	--	--	7-14
3/12/22	Central Connecticut	3.0	3	1	1	1	2	47	W	--	6-3
3/15/22	at Omaha	1.0	0	0	0	1	0	10	--	--	8-4
3/20/22	Morehead State	3.0	3	2	2	0	4	44	--	--	9-6
3/25/22	at TCU	0.2	1	1	1	1	0	13	--	--	5-7
3/27/22	at TCU	0.1	2	4	4	2	0	19	--	--	3-11
3/29/22	Northern Colorado	1.2	1	0	0	0	4	34	SV	--	8-6
4/1/22	Oklahoma State	1.0	2	6	6	4	0	43	--	--	9-12
4/8/22	at Texas Tech	1.0	0	0	0	1	2	14	--	--	3-6
4/16/22	Texas	1.0	0	0	0	0	0	8	--	--	2-4
4/19/22	Omaha	3.2	5	1	1	1	3	51	W	--	11-3
4/26/22	at Nebraska	1.2	5	5	5	2	1	38	L	--	6-8
4/30/22	at Oklahoma	2.0	2	1	0	0	1	34	--	--	10-22
5/8/22	KU	4.2	4	0	0	0	4	57	W	--	6-3
5/15/22	Baylor	5.0	4	1	1	1	4	75	W	--	7-5
5/21/22	at West Virginia	1.0	2	2	2	0	1	18	--	--	1-5
5/26/22	vs. West Virginia	1.1	0	1	1	2	1	23	--	--	8-5
5/27/22	vs. Texas Tech	3.2	0	0	0	2	4	45	W	--	6-5
2/17/23	at SFA	5.0	5	1	1	0	4	65	W	--	7-6
2/24/23	vs. LSU	2.0	6	6	6	1	3	51	L	--	3-7
2/26/23	vs. Iowa	3.2	3	1	0	1	2	51	--	--	5-6
3/3/23	ARMY	3.0	2	0	0	1	4	46	SV	--	4-1
3/10/23	YOUNGSTOWN	1.0	1	1	1	1	1	27	--	--	20-4
3/15/23	at Creighton	2.0	1	0	0	1	3	34	--	--	3-0
3/17/23	at Baylor	2.1	0	0	0	0	1	31	--	--	8-1
3/19/23	at Baylor	0.1	3	6	1	0	0	14	--	--	4-8
3/22/23	ST. THOMAS	1.2	1	0	0	0	1	28	--	--	1-2
3/24/23	OKLAHOMA	3.0	0	0	0	1	2	37	SV	--	7-1
3/26/23	OKLAHOMA	2.0	23	15	9	7	23	28	--	--	8-7
3/31/23	#24 WEST VA	2.0	2	1	1	0	1	27	--	--	3-8
4/2/23	#24 WEST VA	3.0	6	3	3	1	5	40	--	--	6-10
4/7/23	at #21 Texas	1.0	2	2	2	0	0	18	L	--	5-6
4/9/23	at #21 Texas	1.0	2	2	2	2	1	34	--	--	2-8
4/10/23	CREIGHTON	1.0	0	0	0	0	1	12	--	--	10-0
TOTAL		37 appearances	75.2	77	54	45	29	70	1241	6-4/3	

CAREER STATS

YEAR	ERA	W	L	APP	GS	CG	SHO	CBO	SV	IP	H	R	ER	BB	SO	2B	3B	HR	BF	B/AVG	WP	HBP	BK	SFA	SHA
2021		REDSHIRT																							
2022	6.05	5	2	21	0	0	0	0	1	41.2	42	31	28	19	39	7	3	3	187	.271	4	7	0	3	3
2023	4.50	1	3	16	0	0	0	2	2	34.0	35	23	17	10	31	5	1	2	146	.273	2	4	1	3	1
TOTAL	5.35	6	5	37	0	0	0	2	3	75.2	77	54	45	29	70	12	4	5	333	.272	6	11	1	6	4



BLAKE
Corsentino

RIGHT-HANDED PITCHER

YR JR **HT** 6-5 **WT** 215 **B/T** L/R
HOMETOWN VENTURA, CALIF.
PREV SCHOOL SANTA BARBARA CITY COLLEGE

SEASON STATS

W-L	ERA	G-GS	SV	IP	BB	SO	WHIP
1-0	6.43	8-0	1	14.0	6	15	2.14

SV/OPP	IRS/IR	BB/9	K/9	K/BB
1/1	4/2	3.9	9.6	7.5

NOTES

- Led team in total appearances (19 relief, 3 starts) in 2022
- Struck out five of six batters faced against Texas Tech during the Big 12 tournament
- Struck out a season-best nine against Creighton (4/5)
- 3.1 scoreless innings of relief vs Baylor (earned win)
- Played one season at Santa Barbara City College
- In seven starts, went 3-4 with a 3.13 ERA (13 ER, 37.1 IP) with 33 strikeouts (5 BB)
- One season for Division II Cal State East Bay in 2019
- In 13 appearances, went 3-5 with a 7.64 ERA (43 ER, 50.2 IP) with 29 strikeouts
- In junior season in high school, posted 0.74 ERA (4 ER, 38 IP) and 22 strikeouts
- Born July 30, 1999

SEASON HIGHS

Category	Highs	Opponent (last time)	Date
IP	3.0	at Stephen F. Austin	2/20/23
H	7	at Air Force	3/29/23
R	4	at Air Force	3/29/23
ER	4	at Air Force	3/29/23
BB	2	(2x) vs. Sam Houston	2/25/23
K	4	at Stephen F. Austin	2/20/23

CAREER HIGHS

Category	Highs	Opponent (last time)	Date
IP	7.2	at CSU Bakersfield	2/27/22
H	9	at West Virginia	5/20/22
R	8	2x (at West Virginia)	5/20/22
ER	5	at Loyola Marymount	3/6/22
BB	2	(4x) vs. Sam Houston	2/25/23
K	9	CREIGHTON	4/5/22

KEEPING TRACK (RELIEF)

	2022	2023	CAREER
2.0+ IP	13	4	17
3+ K	7	3	10
In 2+ IP...			
Walked None	6	3	9
Allowed 0 Runs	7	1	8
Allowed 2 or Fewer Runs	11	2	13
Allowed 0 Hits	2	0	2

LAST TIME

Last Win	2/20/23, at Stephen F. Austin (W, 16-5)
Last Loss	5/6/22, KU (L, 5-3)
Last Save	2/17/23, at Stephen F. Austin (W, 7-6)
Last Appearance	4/9/23, at #21 Texas (L, 2-8)
Last Start	4/9/22, at Texas Tech (L, 14-0)
Last Relief	4/9/23, at #21 Texas (L, 2-8)

BLACK CORSENTINO'S CAREER PITCHING LINES

DATE	OPPONENT	GS	IP	H	R	ER	BB	K	NP	DEC	SCORE
2/20/22	vs. Auburn	1.0	0	0	0	0	3	12	--	--	1-12
2/27/22	at CSU Bakersfield	7.2	5	0	0	1	2	84	W	--	8-2
3/6/22	at LMU	3.0	7	5	5	1	1	60	L	--	7-14
3/13/22	Central Connecticut	3.0	2	0	0	2	4	55	SV	--	5-3
3/18/22	Morehead State	1.2	0	0	0	1	2	18	--	--	10-2
3/23/22	Air Force	2.0	1	0	0	0	2	17	--	--	3-4
3/25/22	at TCU	1.1	2	1	1	0	1	24	--	--	5-7
3/26/22	at TCU	2.2	2	1	1	0	1	37	--	--	5-14
4/1/22	Oklahoma State	4.2	5	4	2	1	2	84	L	--	9-12
4/5/22	Creighton	3.1	3	0	0	0	9	48	W	--	7-5
4/9/22	at Texas Tech	2.0	7	8	4	1	1	47	L	--	0-14
4/15/22	Texas	2.0	0	0	0	0	1	18	--	--	8-1
4/16/22	Texas	3.0	4	2	2	2	4	51	L	--	2-4
4/24/22	UC Irvine	3.0	3	1	1	0	3	47	SV	--	5-3
5/1/22	at Oklahoma	3.0	3	1	1	1	1	35	W	--	8-7
5/3/22	Wichita State	1.2	3	1	1	0	2	22	--	--	3-1
5/6/22	KU	2.2	2	3	3	2	1	55	L	--	3-5
5/13/22	Baylor	0.2	0	0	0	0	2	10	--	--	2-4
5/14/22	Baylor	3.1	2	0	0	1	0	44	W	--	7-5
5/20/22	at West Virginia	2.2	9	8	3	1	3	83	--	--	4-15
5/25/22	vs. Texas Tech	2.0	0	0	0	0	5	29	--	--	3-5
5/27/22	vs. Texas Tech	1.1	5	3	3	0	0	35	--	--	6-5
2/17/23	at SFA	1.0	1	0	0	0	0	10	SV	--	7-6
2/20/23	at SFA	3.0	4	1	1	2	4	51	W	--	16-5
2/25/23	vs. Sam Houston	1.1	1	0	0	2	2	25	--	--	3-8
3/22/23	ST. THOMAS	1.1	1	1	1	1	0	27	--	--	1-2
3/26/23	OKLAHOMA	1.1	1	1	0	0	1	19	--	--	8-7
3/29/23	at Air Force	2.0	7	4	4	0	2	41	--	--	13-18
4/4/23	NEBRASKA	2.0	3	2	2	1	3	44	--	--	1-6
4/8/23	at #21 Texas	2.0	4	2	2	0	3	37	--	--	2-8
TOTAL	30 Appearances	3	71.2	87	49	37	20	65	1159	5-5/3	

CAREER STATS

YEAR	ERA	W	L	APP	GS	CG	SHO	CBO	SV	IP	H	R	ER	BB	SO	2B	3B	HR	BF	B/AVG	WP	HBP	BK	SFA	SHA
2022	4.21	4	5	22	3	0	0	0	2	57.2	65	38	27	14	50	22	2	5	252	.281	2	3	0	3	1
2023	6.43	1	0	8	0	0	0	0	1	14.0	22	11	10	6	15	7	0	0	70	.367	2	2	0	0	2
TOTAL	4.65	5	5	30	3	0	0	0	3	71.2	87	49	37	20	65	29	2	5	322	.299	4	5	0	3	3



ANDREW
Evans

RIGHT-HANDED PITCHER

YR HT WT B/T
FR 6-5 235 R/R

HOMETOWN
OLATHE, KAN.
PREV SCHOOL
OLATHE WEST HS

SEASON STATS

W-L	ERA	G-GS	SV	IP	BB	SO	WHIP
0-0	4.50	5-1	0	10.0	2	9	1.80

SV/OPP	IRS/IR	BB/9	K/9	K/BB
0/0	0/0	1.8	8.1	4.5

NOTES

- Two-year letter winner at Olathe West HS with 111 strikeouts, going 14-3 on the mound
- Named first team all-state and all-Sunflower League
- Rater No. 11 overall and No. 4 RHP in Kansas by Perfect Game
- Born June 25, 2004 in Naperville, Ill.

SEASON HIGHS

Category	Highs	Opponent (last time)	Date
IP	3.1	ST. THOMAS	3/21/23
H	7	ST. THOMAS	3/21/23
R	2	(3x) NEBRASKA	4/4/23
ER	2	(2X) NEBRASKA	4/4/23
BB	2	at Omaha	2/28/23
K	3	at Stephen F. Austin	2/20/23

CAREER HIGHS

Category	Highs	Opponent (last time)	Date
IP	3.1	ST. THOMAS	3/21/23
H	7	ST. THOMAS	3/21/23
R	2	(3x) NEBRASKA	4/4/23
ER	2	(2X) NEBRASKA	4/4/23
BB	2	at Omaha	2/28/23
K	3	at Stephen F. Austin	2/20/23

KEEPING TRACK (STARTS)

	2023	CAREER
6.0+ IP	0	0
3+ K	0	0
In 5+ IP...		
Walked None	0	0
Allowed 0 Runs	0	0
Allowed 2 or Fewer Runs	0	0
Allowed 0 Hits	0	0

KEEPING TRACK (RELIEF)

	2023	CAREER
2.0+ IP	1	1
3+ K	1	1
In 2+ IP...		
Walked None	1	1
Allowed 0 Runs	0	0
Allowed 2 or Fewer Runs	1	1
Allowed 0 Hits	0	0

LAST TIME

Last Win	--
Last Loss	--
Last Save	--
Last Appearance	4/4/23, NEBRASKA (L, 1-6)
Last Start	3/29/23, at Air Force (L, 13-18)
Last Relief	4/4/23, NEBRASKA (L, 1-6)

ANDREW EVANS' CAREER PITCHING LINES

DATE	OPPONENT	GS	IP	H	R	ER	BB	K	NP	DEC	SCORE
2/20/23	at SFA		3.0	4	2	2	0	3	43	--	16-5
2/28/23	at Omaha		1.2	2	2	0	2	1	33	--	5-6
3/21/23	ST. THOMAS	*	3.1	7	1	1	0	2	64	--	11-3
3/29/23	at Air Force		1.0	0	0	0	0	2	15	--	13-18
4/4/23	NEBRASKA		1.0	3	2	2	0	1	20	--	1-6
TOTAL	5 appearances	1	10.0	16	7	5	2	9	175	--	

CAREER STATS

YEAR	ERA	W	L	APP	GS	CG	SHO	CBO	SV	IP	H	R	ER	BB	SO	2B	3B	HR	BF	B/AVG	WP	HBP	BK	SFA	SHA
2023	4.50	0	0	5	1	0	0	0	0	10.0	16	7	5	2	9	4	0	1	50	.340	1	0	0	0	1
TOTAL	4.50	0	0	5	1	0	0	0	0	10.0	16	7	5	2	9	4	0	1	50	.340	1	0	0	0	1



TRAE
Robertson

LEFT-HANDED PITCHER

YR HT WT B/T
GR 6-5 205 L/L

HOMETOWN
COLUMBIA, MO.
PREV SCHOOL
HICKMAN HS

SEASON STATS

W-L	ERA	G-GS	SV	IP	BB	SO	WHIP
0-0	18.00	3-0	0	2.0	4	5	4.00

SV/OPP	IRS/IR	BB/9	K/9	K/BB
0	0.0	18.0	22.5	1.3

HONORS

2018 MLB Draft 38th Round (1,142nd overall) selection by the Kansas City Royals

NOTES

- Spent four seasons in the Missouri bullpen with 45 appearances (six starts)
- Went 3-3 on the mound for a 7.02 ERA (52 ER, 66.2 IP)
- 2018 Perfect Game Central Region Preseason All-American, 2017 Perfect Game Preseason Underclass All-American
- Rated No. 5 overall recruit in Missouri and No. 2 LHP in Missouri by Perfect Game
- Born Nov. 10, 1999 in Columbia, Mo.

SEASON HIGHS

Category	Highs	Opponent (last time)	Date
IP	1.0	(2x) YOUNGSTOWN STATE	3/12/23
H	2	at Lamar	2/22/23
R	2	at Lamar	2/22/23
ER	2	at Lamar	2/22/23
BB	2	YOUNGSTOWN STATE	3/12/23
K	3	STONEHILL	3/4/23

CAREER HIGHS

Category	Highs	Opponent (last time)	Date
IP	1.0	(2x) YOUNGSTOWN STATE	3/12/23
H	2	at Lamar	2/22/23
R	2	at Lamar	2/22/23
ER	2	at Lamar	2/22/23
BB	2	YOUNGSTOWN STATE	3/12/23
K	3	STONEHILL	3/4/23

KEEPING TRACK (RELIEF)

	2023	CAREER
2.0+ IP	--	--
3+ K	--	--
In 2+ IP...		
Walked None	--	--
Allowed 0 Runs	--	--
Allowed 2 or Fewer Runs	--	--
Allowed 0 Hits	--	--

LAST TIME

Last Win	--
Last Loss	--
Last Save	--
Last Appearance	3/12/23, YOUNGSTOWN STATE (W, 16-2)
Last Start	--
Last Relief	3/12/23, YOUNGSTOWN STATE (W, 16-2)

TRAE ROBERTSON'S CAREER PITCHING LINES

DATE	OPPONENT	GS	IP	H	R	ER	BB	K	NP	DEC	SCORE
2/22/23	at Lamar		0.0	2	2	2	1	0	--	--	3-4
3/4/23	STONEHILL		1.0	1	1	1	1	3	26	--	26-3
3/12/23	YOUNGSTOWN		1.0	1	1	1	2	2	31	--	16-2
TOTAL	3 appearances		2.0	4	4	4	4	5	57	0-0	

CAREER STATS

YEAR	ERA	W	L	APP	GS	CG	SHO	CBO	SV	IP	H	R	ER	BB	SO	2B	3B	HR	BF	B/AVG	WP	HBP	BK	SFA	SHA
2023	18.00	0	0	3	0	0	0	0	0	2.0	4	4	4	4	5	2	0	1	14	.400	0	0	0	0	0
TOTAL	18.00	0	0	3	0	0	0	0	0	2.0	4	4	4	4	5	2	0	1	14	.400	0	0	0	0	0



KYLER
Heyne

RIGHT-HANDED PITCHER

YR HT WT B/T
SO 6-0 185 R/R

HOMETOWN
FRISCO, TEXAS
PREV SCHOOL
NAVARRO COLLEGE

SEASON STATS

W-L	ERA	G-GS	SV	IP	BB	SO	WHIP
2-0	2.57	9-0	0	14.0	4	13	1.14

SV/OPP	IRS/IR	BB/9	K/9	K/BB
0	1/0	2.6	8.4	3.3

NOTES

- Made K-state debut on Feb. 20, 2023 against Stephen F. Austin
- Played one season at Navarro College with 17 appearance (eight starts)
- Went 1-2 with a 4.11 ERA (26 ER, 57 IP) and 57 strikeouts
- Four-time all-district selection at Reedy HS...
- Rated No. 132 RHP in Texas by Perfect Game
- Born April 22, 2022 in Grapevine, Texas

SEASON HIGHS

Category	Highs	Opponent (last time)	Date
IP	3.1	at Air Force	3/28/23
H	5	at Air Force	3/28/23
R	2	at Air Force	3/28/23
ER	2	at Air Force	3/28/23
BB	1	(2x) at Air Force	3/28/23
K	2	(4x) at #21 Texas	4/8/23

CAREER HIGHS

Category	Highs	Opponent (last time)	Date
IP	3.1	at Air Force	3/28/23
H	5	at Air Force	3/28/23
R	2	at Air Force	3/28/23
ER	2	at Air Force	3/28/23
BB	1	(2x) at Air Force	3/28/23
K	2	(4x) at #21 Texas	4/8/23

KEEPING TRACK (RELIEF)

	2023	CAREER
2.0+ IP	3	3
3+ K	--	--
In 2+ IP...		
Walked None	1	1
Allowed 0 Runs	--	--
Allowed 2 or Fewer Runs	3	3
Allowed 0 Hits	--	--

LAST TIME

Last Win	4/8/23, at #21 Texas (W, 6-5)
Last Loss	--
Last Save	--
Last Appearance	4/8/23, at #21 Texas (W, 6-5)
Last Start	--
Last Relief	4/8/23, at #21 Texas (W, 6-5)

KYLER HEYNE'S CAREER PITCHING LINES

DATE	OPPONENT	GS	IP	H	R	ER	BB	K	NP	DEC	SCORE
2/20	at SFA		1.0	1	0	0	1	1	22	--	16-5
2/25	vs. Sam Houston		1.0	1	0	0	0	1	12	--	3-8
3/4/23	STONEHILL		1.0	0	0	0	0	1	11	--	25-3
3/10/23	YOUNGSTOWN		2.0	2	1	1	0	2	23	--	20-4
3/18/23	at Baylor		1.0	0	0	0	0	1	18	--	8-1
3/22/23	ST. THOMAS		1.0	0	0	0	0	2	12	--	1-2
3/28/23	at Air Force		3.1	5	2	2	1	2	49	W	12-9
3/31/23	#24 WEST VA		1.0	1	0	0	0	1	20	--	3-8
4/8/23	at #21 Texas		2.2	1	1	1	1	2	33	W	6-5
TOTAL	8 appearances		14.0	11	4	4	4	13	200	2-0	

CAREER STATS

YEAR	ERA	W	L	APP	GS	CG	SHO	CBO	SV	IP	H	R	ER	BB	SO	2B	3B	HR	BF	B/AVG	WP	HBP	BK	SFA	SHA
2023	2.57	2	0	9	0	0	0	0	0	14.0	11	4	4	4	13	4	1	1	55	.220	2	1	0	0	0
TOTAL	2.57	2	0	9	0	0	0	0	0	14.0	11	4	4	4	13	4	1	1	55	.220	2	1	0	0	0



GRIFFIN *Hassall*

RIGHT-HANDED PITCHER

YR HT WT B/T
SR 6-4 210 R/R

HOMETOWN
NEWMARKET, ONTARIO
PREV SCHOOL
BILL CROTHERS

SEASON STATS

W-L	ERA	G-GS	SV	IP	BB	SO	WHIP
4-7	6.24	18-11	0	66.1	25	49	1.48

SV/OPP	IRS/IR	BB/9	K/9	K/BB
0/1	0/0	3.4	6.7	2.0

HONORS

Academic All-Big 12 Second Team (2020)
Big 12 All-Freshman Team (2019)
Big 12 Newcomer of the Week (April 22, 2019)
Big 12 Commissioner's Honor Roll (Spring 2019)
Big 12 Commissioner's Honor Roll (Fall 2019)

NOTES

- Made eight weekend starts and three midweek starts
- Third on team in total appearances (11)
- Started 9 series openers in 2019
- Back-to-back wins against top-25 teams in 2019 (at Texas, vs TCU)
- Career-high 7.2 IP vs TCU on April 18, 2019
- Invited to Junior National Team Selection Camp for Team Canada in 2018
- Born on May 15, 2000 in Newmarket, Ontario

SEASON HIGHS

Category	Highs	Opponent (last time)	Date
IP	6.0	2x (KU)	5/6/22
H	10	at TCU	3/27/22
R	13	at Oklahoma	4/30/22
ER	13	at Oklahoma	4/30/22
BB	5	at Oklahoma	4/30/22
K	6	2x (TEXAS)	4/14/22

CAREER HIGHS

Category	Highs	Opponent (last time)	Date
IP	7.2	TCU	4/18/19
H	11	at KU	5/17/19
R	13	at Oklahoma	4/30/22
ER	13	at Oklahoma	4/30/22
BB	5	at Oklahoma	4/30/22
K	7	UTRGV	3/15/19

KEEPING TRACK (RELIEF)

	2019	2020	2021	2022	CAREER
2.0+ IP	2	0	1	5	8
3+ K	0	0	1	3	3
In 2+ IP...					
Walked None	0	0	0	2	2
Allowed 0 Runs	1	0	1	3	5
Allowed 2 or Fewer Runs	1	0	1	5	7
Allowed 0 Hits	0	0	0	2	2

LAST TIME

Last Win	4/24/22, UC IRVINE (W, 5-3)
Last Loss	5/28/22, vs Oklahoma (L, 4-3)
Last Save	--
Last Appearance	5/28/22, vs Oklahoma (L, 4-3)
Last Start	5/28/22, vs Oklahoma (L, 4-3)
Last Relief	5/21/22, at West Virginia (L, 5-1)

GRIFFIN HASSALL'S CAREER PITCHING LINES

DATE	OPPONENT	GS	IP	H	R	ER	BB	K	NP	DEC	SCORE
2/18/19	at CSUN		1.0	0	2	0	2	1	29	--	11-5
3/1/19	vs San Francisco		3.0	1	0	0	2	2	52	--	1-3
3/10/19	OLD DOMINION		1.1	1	0	0	0	2	23	--	2-8
3/15/19	UTRGV	*	4.2	4	1	1	2	7	97	--	3-1
3/22/19	at Oklahoma St.	*	3.1	5	2	2	2	2	62	--	4-11
3/30/19	TEXAS TECH	*	6.0	4	3	1	2	2	82	--	4-11
4/5/19	at Creighton	*	6.2	4	4	4	3	6	108	L	0-4
4/12/19	at Texas	*	5.0	1	1	1	2	1	65	W	6-4
4/18/19	TCU	*	7.2	3	1	1	1	5	112	W	7-4
4/26/19	OKLAHOMA	*	3.0	4	4	3	4	0	59	L	4-8
5/3/19	at Baylor	*	4.1	5	3	3	1	3	74	--	3-4
5/11/19	WEST VIRGINIA	*	3.0	3	3	3	2	2	46	--	8-6
5/17/19	at KU	*	6.0	11	7	7	1	2	85	L	0-10
5/23/19	vs KU		2.0	3	3	2	1	2	46	--	14-15
2/29/20	FDU		1.0	1	0	0	0	0	15	--	20-1
3/11/20	S. DAKOTA ST.		1.0	0	0	0	0	1	15	--	10-0
2/21/21	vs New Mexico		0.0	0	1	1	0	0	1	--	3-4
3/10/21	S. DAKOTA ST.		2.0	1	0	0	2	3	34	--	10-0
3/13/21	at Rice		1.0	0	1	0	1	0	25	--	8-3
4/1/21	TEXAS TECH		1.1	2	4	0	2	0	40	--	1-17
4/10/21	at Texas		3.0	3	5	5	4	1	67	--	1-15
4/30/21	TEXAS SO.		1.0	2	1	1	0	1	18	--	16-4
2/19/22	vs. Michigan		1.0	2	3	0	0	1	29	L	2-10
2/26/22	at CSU Bakersfield		2.0	1	0	0	1	2	22	--	1-2
3/1/22	at CSU Bakersfield		2.1	3	2	2	0	2	38	L	5-7
3/5/22	at LMU		2.0	0	0	0	0	2	26	--	10-5
3/9/22	Nebraska		4.0	1	1	1	1	5	60	W	6-4
3/15/22	at Omaha		5.2	2	2	2	1	6	88	W	8-4
3/20/22	Morehead State		3.0	3	1	0	2	4	52	W	9-6
3/27/22	at TCU		5.1	10	5	5	0	2	100	L	3-11
4/2/22	Oklahoma State		5.1	7	6	6	3	3	95	L	6-8
4/8/22	at Texas Tech		5.1	3	1	1	1	1	48	--	3-6
4/14/22	Texas		5.1	8	5	5	2	6	100	--	8-5
4/24/22	UC Irvine		6.0	4	2	1	3	2	99	W	5-3
4/30/22	at Oklahoma		2.1	8	13	13	5	0	81	L	10-22
5/6/22	KU		6.0	6	2	2	3	4	94	--	3-5
5/17/22	at Virginia Tech		3.0	7	5	5	0	0	50	L	2-8
5/19/22	at West Virginia		0.2	0	0	0	1	1	13	--	4-15
5/21/22	at West Virginia		2.0	0	0	0	1	3	38	--	1-5
5/28/22	vs. Oklahoma		5.0	8	3	3	1	5	80	L	3-4
TOTAL	40 appearances	21	133.2	131	97	81	59	92	2,268	6-10	

CAREER STATS

YEAR	ERA	W	L	APP	GS	CG	SHO	CBO	SV	IP	H	R	ER	BB	SO	2B	3B	HR	BF	B/AVG	WP	HBP	BK	SFA	SHA
2019	4.42	2	3	14	10	0	0	0	0	57.0	49	34	28	25	37	11	2	3	252	.233	4	11	1	1	5
2020	0.00	0	0	2	0	0	0	1	0	2.0	1	0	0	0	1	0	0	0	7	.143	0	0	0	0	0
2021	7.56	0	0	6	0	0	0	1	0	8.1	8	12	7	9	5	0	1	2	44	.250	2	1	0	2	0
2022	6.24	4	7	18	11	0	0	0	0	66.1	73	51	46	25	49	15	5	11	298	.279	5	3	0	3	5
2023	--	--	--	--	--	--	--	--	--	--	--	--	--	--	--	--	--	--	--	--	--	--	--	--	--
TOTAL	5.45	6	10	40	21	0	0	2	0	133.2	131	97	81	59	92	26	8	16	601	.256	11	15	1	6	10



COREY
Cater

RIGHT-HANDED PITCHER

YR HT WT B/T
SR 6-6 235 R/R

HOMETOWN
SACRAMENTO, CALIF.
PREV SCHOOL
TRINITY UNIVERSITY

SEASON STATS

W-L	ERA	G-GS	SV	IP	BB	SO	WHIP
0-0	0.00	2-0	0	3.2	2	4	.82

SV/OPP	IRS/IR	BB/9	K/9	K/BB
0	0.0	4.9	9.8	2.0

NOTES

- Spent five seasons at NCAA DIII member Trinity University
- Named Third Team ABCA All-Region and two-time all-SCAC selection
- Went 15-7 with a 3.44 ERA (70 ER, 183 IP) with 206 strikeouts, 91 walks
- Born Aug. 14, 1999 on Sacramento, Calif.

SEASON HIGHS

Category	Highs	Opponent (last time)	Date
IP	2.2	at Stephen F. Austin	2/19/23
H	1	at Stephen F. Austin	2/19/23
R	--	--	--
ER	--	--	--
BB	2	at Stephen F. Austin	2/19/23
K	2	(2x) STONEHILL	3/4/23

CAREER HIGHS

Category	Highs	Opponent (last time)	Date
IP	2.2	at Stephen F. Austin	2/19/23
H	1	at Stephen F. Austin	2/19/23
R	--	--	--
ER	--	--	--
BB	2	at Stephen F. Austin	2/19/23
K	2	(2x) STONEHILL	3/4/23

KEEPING TRACK (RELIEF)

	2023	CAREER
2.0+ IP	1	--
3+ K	--	--
In 2+ IP...		
Walked None	--	--
Allowed 0 Runs	1	--
Allowed 2 or Fewer Runs	--	--
Allowed 0 Hits	--	--

LAST TIME

Last Win	--
Last Loss	--
Last Save	--
Last Appearance	3/4/23, STONEHILL (W, 25-3)
Last Start	--
Last Relief	3/4/23, STONEHILL (W, 25-3)

COREY CATER'S CAREER PITCHING LINES

DATE	OPPONENT	GS	IP	H	R	ER	BB	K	NP	DEC	SCORE
2/19/23	at SFA		2.2	1	0	0	2	2	42	--	14-8
3/4/23	STONEHILL		1.0	0	0	0	0	2	11	--	
TOTAL	2 appearances		3.2	1	0	0	2	4	53	0-0	

CAREER STATS

YEAR	ERA	W	L	APP	GS	CG	SHO	CBO	SV	IP	H	R	ER	BB	SO	2B	3B	HR	BF	B/AVG	WP	HBP	BK	SFA	SHA
2023	0.00	0	0	2	0	0	0	0	0	3.2	1	0	0	2	4	0	0	0	14	.083	2	0	0	0	0
TOTAL	0.00	0	0	2	0	0	0	0	0	3.2	1	0	0	2	4	0	0	0	14	.083	2	0	0	0	0



CLAYTON
Broeder

RIGHT-HANDED PITCHER

YR HT WT B/T
JR 6-3 195 R/L

HOMETOWN
PEARLAND, TEXAS
PREV SCHOOL
GRAYSON COLLEGE

SEASON STATS

W-L	ERA	G-GS	SV	IP	BB	SO	WHIP
0-0	0.00	0-0	0	0.0	0	0	0.00

SV/OPP	IRS/IR	BB/9	K/9	K/BB
0	0.0	0.0	0.0	0.0

NOTES

- Spent two seasons at Grayson College
- Went 2-2 with a 6.37 ERA (21 ER, 29.2 IP) with 34 strikeouts, 26 walks
- Rated No. 36 LHP in Texas by Perfect Game out of high school
- Born Sept. 9, 2001

SEASON HIGHS

Category	Highs	Opponent (last time)	Date
IP	--	--	--
H	--	--	--
R	--	--	--
ER	--	--	--
BB	--	--	--
K	--	--	--

CAREER HIGHS

Category	Highs	Opponent (last time)	Date
IP	--	--	--
H	--	--	--
R	--	--	--
ER	--	--	--
BB	--	--	--
K	--	--	--

KEEPING TRACK (RELIEF)

	2023	CAREER
2.0+ IP	--	--
3+ K	--	--
In 2+ IP...		
Walked None	--	--
Allowed 0 Runs	--	--
Allowed 2 or Fewer Runs	--	--
Allowed 0 Hits	--	--

LAST TIME

Last Win	--
Last Loss	--
Last Save	--
Last Appearance	--
Last Start	--
Last Relief	--

CLAYTON BROEDER'S CAREER PITCHING LINES

DATE	OPPONENT	GS	IP	H	R	ER	BB	K	NP	DEC	SCORE
--	--	--	--	--	--	--	--	--	--	--	--

TOTAL

CAREER STATS

YEAR	ERA	W	L	APP	GS	CG	SHO	CBO	SV	IP	H	R	ER	BB	SO	2B	3B	HR	BF	B/AVG	WP	HBP	BK	SFA	SHA
2023	--	--	--	--	--	--	--	--	--	--	--	--	--	--	--	--	--	--	--	--	--	--	--	--	--
TOTAL	--	--	--	--	--	--	--	--	--	--	--	--	--	--	--	--	--	--	--	--	--	--	--	--	--



KEVIN *Mannell*

RIGHT-HANDED PITCHER

YR **R-FR** HT **6-4** WT **205** B/T **R/R**

HOMETOWN
TOPEKA, KAN.
PREV SCHOOL
SEAMAN HS

SEASON STATS

W-L	ERA	G-GS	SV	IP	BB	SO	WHIP
0-0	0.00	0-0	0	0.0	0	0	0.00

SV/OPP	IRS/IR	BB/9	K/9	K/BB
0	0.0	0.0	0.0	0.0

HONORS

Big 12 Commissioner's Honor Roll (Spring 2022)

NOTES

- Rated as No. 4 RHP in and No. 21 overall in Kansas by Perfect Game
- First Team All-Centennial League
- Went 6-2 with a 0.45 ERA and 40 strikeouts in his senior season
- Born March 1, 2003 in Des Moines, Iowa

SEASON HIGHS

Category	Highs	Opponent (last time)	Date
IP	--	--	--
H	--	--	--
R	--	--	--
ER	--	--	--
BB	--	--	--
K	--	--	--

CAREER HIGHS

Category	Highs	Opponent (last time)	Date
IP	--	--	--
H	--	--	--
R	--	--	--
ER	--	--	--
BB	--	--	--
K	--	--	--

KEEPING TRACK (RELIEF)

	2022	2023	CAREER
2.0+ IP	0	0	0
3+ K	0	0	0
In 2+ IP...			
Walked None	0	0	0
Allowed 0 Runs	0	0	0
Allowed 2 or Fewer Runs	0	0	0
Allowed 0 Hits	0	0	0

LAST TIME

Last Win	--
Last Loss	--
Last Save	--
Last Appearance	--
Last Start	--
Last Relief	--

KEVIN MANNELL'S CAREER PITCHING LINES

DATE	OPPONENT	GS	IP	H	R	ER	BB	K	NP	DEC	SCORE
--	--	--	--	--	--	--	--	--	--	--	--

TOTAL

CAREER STATS

YEAR	ERA	W	L	APP	GS	CG	SHO	CBO	SV	IP	H	R	ER	BB	SO	2B	3B	HR	BF	B/AVG	WP	HBP	BK	SFA	SHA
2022	--	--	--	--	--	--	--	--	--	--	--	--	--	--	--	--	--	--	--	--	--	--	--	--	--
2023	--	--	--	--	--	--	--	--	--	--	--	--	--	--	--	--	--	--	--	--	--	--	--	--	--
TOTAL	--	--	--	--	--	--	--	--	--	--	--	--	--	--	--	--	--	--	--	--	--	--	--	--	--



JARED
Henry

RIGHT-HANDED PITCHER

YR HT WT B/T
GR 6-0 185 R/R

HOMETOWN
WEST STOCKBRIDGE, MASS.
PREV SCHOOL
UMASS

SEASON STATS

W-L	ERA	G-GS	SV	IP	BB	SO	WHIP
0-0	0.00	1-0	0	1.0	1	2	2.00

SV/OPP	IRS/IR	BB/9	K/9	K/BB
0	0.0	3.0	9.0	2.0

NOTES

- Played two seasons at UMASS making 36 relief appearances
- Went 4-2 with 14.56 ERA (60 ER, 371 IP), 32 strikeouts, 40 walks
- Spent two seasons at Southern Connecticut (DIII) going 3-1 with a 6.16 ERA (20 ER, 29.2 IP), 35 strikeouts and 22 walks
- Named First Team All-Western MAss and All-Berkshire MVP at Monument Mountain Regional HS
- Born July 4, 2000

SEASON HIGHS

Category	Highs	Opponent (last time)	Date
IP	1.0	STONEHILL	3/4/23
H	--	--	--
R	--	--	--
ER	--	--	--
BB	1	STONEHILL	3/4/23
K	2	STONEHILL	3/4/23

CAREER HIGHS

Category	Highs	Opponent (last time)	Date
IP	1.0	STONEHILL	3/4/23
H	--	--	--
R	--	--	--
ER	--	--	--
BB	1	STONEHILL	3/4/23
K	2	STONEHILL	3/4/23

KEEPING TRACK (RELIEF)

	2023	CAREER
2.0+ IP	--	--
3+ K	--	--
In 2+ IP...		
Walked None	--	--
Allowed 0 Runs	--	--
Allowed 2 or Fewer Runs	--	--
Allowed 0 Hits	--	--

LAST TIME

Last Win	--
Last Loss	--
Last Save	--
Last Appearance	3/4/23, STONEHILL (W, 25-3)
Last Start	--
Last Relief	3/4/23, STONEHILL (W, 25-3)

JARED HENRY'S CAREER PITCHING LINES

DATE	OPPONENT	GS	IP	H	R	ER	BB	K	NP	DEC	SCORE
3/4/23	STONEHILL		1.0	1	0	0	1	2	22	--	25-3
TOTAL	1 appearance		1.0	1	0	0	1	2	22	--	

CAREER STATS

YEAR	ERA	W	L	APP	GS	CG	SHO	CBO	SV	IP	H	R	ER	BB	SO	2B	3B	HR	BF	B/AVG	WP	HBP	BK	SFA	SHA
2023	0.00	0	0	1	0	0	0	0	0	1.0	1	0	0	1	2	0	0	0	5	.250	0	0	0	0	0
TOTAL	0.00	0	0	1	0	0	0	0	0	1.0	1	0	0	1	2	0	0	0	5	.250	0	0	0	0	0



DOM
Hughes

OUTFIELDER

YR SO **HT** 5-9 **WT** 170 **B/T** L/L

HOMETOWN
BOSTON, MASS.
PREV SCHOOL
NORTH OCONEE HS

SEASON STATS

AVG/OBP/SLG .222/.425/.333 | **AB** 81 | **R** 26 | **H** 18 | **HR** 2 | **RBI** 10 | **BB** 26

SB-ATT 4-5 **W/RISP** 9-25 (.360) **W/2 OUTS** 1-14 (.071) **2-OUT RBI** 1

NOTES

- Drove in two insurance runs in 3-0 shutout over Creighton (March 15)2
- Son of head coach Pete Hughes (second son to play at K-State)
- Born Jan. 20, 2001 in Boston, Mass.

CAREER STATS

YEAR	AVG	GP	GS	AB	R	H	2B	3B	HR	RBI	TB	SLG%	BB	HBP	SO	GDP	OB%	SF	SH	SB	ATT	PO	A	E	FLD%
2020	.273	8	1	11	2	3	1	0	0	3	4	.364	1	0	1	0	.333	0	0	0	1	1	0	0	1.000
2021	.182	24	10	44	7	8	2	1	1	4	15	.341	10	0	9	0	.333	0	1	1	2	13	0	1	.929
2022	.214	34	15	56	20	12	3	0	2	4	21	.375	7	3	11	0	.328	1	5	1	1	23	0	0	1.000
2023	.222	28	22	81	26	18	1	1	2	10	27	.333	26	4	18	0	.425	2	1	4	5	16	0	0	1.000
TOTAL	.214	94	48	192	55	41	7	2	5	21	67	.349	44	7	39	0	.374	3	7	6	9	53	0	1	.981

SEASON HIGHS

Category	Highs	Opponent (last time)	Date
H	2	(4x) at Air Force	3/28/23
RBI	3	STONEHILL	3/4/23
HR	1	(2x) #24 WEST VIRGINIA	4/1/23
SB	2	YOUNGSTOWN STATE	3/12/23
BB	4	OKLAHOMA	3/24/23
R	3	(3x) YOUNGSTOWN STATE	3/12/23

CAREER HIGHS

Category	Highs	Opponent (last time)	Date
H	2	(7x) at Air Force	3/28/23
RBI	3	STONEHILL	3/4/23
HR	1	(5x) #24 WEST VIRGINIA	4/1/23
SB	2	YOUNGSTOWN STATE	3/12/23
BB	4	OKLAHOMA	3/24/23
R	3	(5x) YOUNGSTOWN STATE	3/12/23

KEEPING TRACK

	2020	2021	2022	2023	CAREER
Multi-Hit Games	0	0	3	4	7
4+-Hit Games	0	0	0	0	0
Multi-RBI Games	1	1	0	2	4
Multi-HR Games	0	0	0	0	0
Multi-Stolen Base Games	0	0	0	1	1

LAST 5 GAMES:

2-9 (.111); 2 R, 3 BB

LAST 10 GAMES:

4-23 (.174): 4 R, 1 RBI, 4 BB, .321 OBP, .304 SLG

CURRENT HITTING STREAK:

--

CURRENT ON-BASE STREAK:

3 games



CHRISTIAN
Holmes

INFIELDER

YR FR **HT** 6-2 **WT** 215 **B/T** R/R

HOMETOWN
CRETE, ILL.
PREV SCHOOL
BROTHER RICE HS

SEASON STATS

AVG/OBP/SLG .000/.000/.000 | **AB** -- | **R** -- | **H** -- | **HR** -- | **RBI** -- | **BB** --

SB-ATT -- **W/RISP** -- **W/2 OUTS** -- **2-OUT RBI** --

NOTES

- Played for Nww Britain Bees in the Futures Collegiate Baseball League, slashed a line of .181/.234/.181
- Named 2022 Perfect Game Preseason All-America and All-Region teams
- Rated 75th overall in Illinois and No. 12 shortstop by Perfect Game
- Born Dec. 26, 2003 in Hazel Crest, Ill.

CAREER STATS

YEAR	AVG	GP	GS	AB	R	H	2B	3B	HR	RBI	TB	SLG%	BB	HBP	SO	GDP	OB%	SF	SH	SB	ATT	PO	A	E	FLD%
2023	--	--	--	--	--	--	--	--	--	--	--	--	--	--	--	--	--	--	--	--	--	--	--	--	--
TOTAL	--	--	--	--	--	--	--	--	--	--	--	--	--	--	--	--	--	--	--	--	--	--	--	--	--

SEASON HIGHS

Category	Highs	Opponent (last time)	Date
H	--	--	--
RBI	--	--	--
HR	--	--	--
SB	--	--	--
BB	--	--	--
R	--	--	--

CAREER HIGHS

Category	Highs	Opponent (last time)	Date
H	--	--	--
RBI	--	--	--
HR	--	--	--
SB	--	--	--
BB	--	--	--
R	--	--	--

KEEPING TRACK

	2023	CAREER
Multi-Hit Games	--	--
4+-Hit Games	--	--
Multi-RBI Games	--	--
Multi-HR Games	--	--
Multi-Stolen Base Games	--	--

LAST 5 GAMES:

--

LAST 10 GAMES:

--

CURRENT HITTING STREAK:

--

CURRENT ON-BASE STREAK:

--



MATT
Lemke

UTILITY

YR HT WT B/T
FR 6-0 180 R/R

HOMETOWN
OVERLAND PARK, KAN.
PREV SCHOOL
BLUE VALLEY NORTHWEST

SEASON STATS

AVG/OBP/SLG	AB	R	H	HR	RBI	BB
.000/.000/.000	--	--	--	--	--	--

SB-ATT	W/RISP	W/2 OUTS	2-OUT RBI
--	--	--	--

NOTES

- Played for Hastings Sodbusters of the Independence League and slashed a line of .149/.220/.203
- Named to Kansas 6A All-State First Team in HS...
- Rated No. 14 prospect and No. 5 second baseman in Kansas by Perfect Game
- Born Dec. 5, 2003

CAREER STATS

YEAR	AVG	GP	GS	AB	R	H	2B	3B	HR	RBI	TB	SLG%	BB	HBP	SO	GDP	OB%	SF	SH	SB	ATT	PO	A	E	FLD%
2023	--	--	--	--	--	--	--	--	--	--	--	--	--	--	--	--	--	--	--	--	--	--	--	--	--
TOTAL	--	--	--	--	--	--	--	--	--	--	--	--	--	--	--	--	--	--	--	--	--	--	--	--	--

SEASON HIGHS

Category	Highs	Opponent (last time)	Date
H	--	--	--
RBI	--	--	--
HR	--	--	--
SB	--	--	--
BB	--	--	--
R	--	--	--

CAREER HIGHS

Category	Highs	Opponent (last time)	Date
H	--	--	--
RBI	--	--	--
HR	--	--	--
SB	--	--	--
BB	--	--	--
R	--	--	--

KEEPING TRACK

	2023	CAREER
Multi-Hit Games	--	--
4+-Hit Games	--	--
Multi-RBI Games	--	--
Multi-HR Games	--	--
Multi-Stolen Base Games	--	--

LAST 5 GAMES:

--

LAST 10 GAMES:

--

CURRENT HITTING STREAK:

--

CURRENT ON-BASE STREAK:

--



ORLANDO
Salinas, Jr.

INFIELDER

YR HT WT B/T
SO 5-11 185 L/R

HOMETOWN
CORPUS CHRISTI, TEXAS
PREV SCHOOL
OKLAHOMA STATE

SEASON STATS

AVG/OBP/SLG	AB	R	H	HR	RBI	BB
.214/.357/.429	56	16	12	3	14	12

SB-ATT	W/RISP	W/2 OUTS	2-OUT RBI
3-4	3-18 (.167)	4-17 (.235)	4

NOTES

- Started in seven games at third, one at second against Creighton
- Had first multi-home run game against Army (March 3)
- Rated as the No. 5 shortstop and No. 18 player overall in Texas by Perfect Game
- Born Sept. 17, 2000

CAREER STATS

YEAR	AVG	GP	GS	AB	R	H	2B	3B	HR	RBI	TB	SLG%	BB	HBP	SO	GDP	OB%	SF	SH	SB	ATT	PO	A	E	FLD%
2022	.209	49	31	129	17	27	7	2	4	20	50	.388	15	1	44	3	.297	0	1	0	3	101	38	6	.959
2023	.214	20	16	56	16	12	3	0	3	14	24	.429	12	1	13	1	.357	1	1	3	4	19	36	4	.932
TOTAL	.211	69	47	185	33	39	10	2	7	34	74	.400	27	2	57	4	.316	1	2	3	7	120	74	10	.951

SEASON HIGHS

Category	Highs	Opponent (last time)	Date
H	2	(2x) ARMY	3/5/23
RBI	5	ARMY	3/5/23
HR	2	ARMY	3/5/23
SB	2	YOUNGSTOWN STATE	3/10/23
BB	3	YOUNGSTOWN STATE	3/10/23
R	3	(2x) YOUNGSTOWN STATE	3/10/23

CAREER HIGHS

Category	Highs	Opponent (last time)	Date
H	3	MOREHEAD STATE	3/19/22
RBI	5	ARMY	3/5/23
HR	2	ARMY	3/5/23
SB	2	YOUNGSTOWN STATE	3/10/23
BB	3	YOUNGSTOWN STATE	3/10/23
R	3	(2x) YOUNGSTOWN STATE	3/10/23

KEEPING TRACK

	2022	2023	CAREER
Multi-Hit Games	4	3	7
4+-Hit Games	0	0	0
Multi-RBI Games	5	4	9
Multi-HR Games	0	1	1
Multi-Stolen Base Games	0	1	1

LAST 5 GAMES:

2-13 (.154); 2 R, 1 2B, 2 BB, .250 OBP

LAST 10 GAMES:

6-35 (.188); 5 R, 4 BB, .270 OBP, .219 SLG

CURRENT HITTING STREAK:

--

CURRENT ON-BASE STREAK:

2 games



BRENDAN
Jones

OUTFIELDER

5

YR **SO** HT **5-10** WT **180** B/T **L/L**

HOMETOWN
GREENBRIER, TENN.

PREV SCHOOL
GOODPASTURE CHRISTIAN HS

SEASON STATS

AVG/OBP/SLG	AB	R	H	HR	RBI	BB
.248/.395/.436	133	32	33	5	17	31

SB-ATT	W/RISP	W/2 OUTS	2-OUT RBI
19-23	10-29 (.345)	8-39 (.205)	6

NOTES

- Ranks 3rd in the nation in walks (29); 2nd in Big 12
- Ranks 5th in DI in steals (19); 2nd in Big 12
- On track to break the single-season stolen base record (43)
- Rated as the No. 7 outfielder and 34th overall player in the state of Tennessee by Perfect Game out of HS

CAREER STATS

YEAR	AVG	GP	GS	AB	R	H	2B	3B	HR	RBI	TB	SLG%	BB	HBP	SO	GDP	OB%	SF	SH	SB	ATT	PO	A	E	FLD%
2022	.500	29	0	8	7	4	0	0	0	4	4	.500	3	0	2	0	.583	1	0	2	2	9	1	1	.909
2023	.248	35	35	133	32	33	8	1	5	18	58	.436	31	2	36	2	.395	1	1	19	23	78	2	0	1.000
TOTAL	.262	64	35	141	39	37	8	1	5	22	62	.440	34	2	38	2	.408	2	1	21	25	87	3	1	.989

SEASON HIGHS

Category	Highs	Opponent (last time)	Date
H	3	(3x) vs. Iowa	2/26/23
RBI	4	at Stephen F. Austin	2/19/23
HR	1	(5x) at #21 Texas	4/8/23
SB	2	(5x) at Baylor	3/18/23
BB	3	(2x) YOUNGSTOWN STATE	3/11/23
R	3	ST. THOMAS	3/21/23

CAREER HIGHS

Category	Highs	Opponent (last time)	Date
H	3	(3x) vs. Iowa	2/26/23
RBI	4	at Stephen F. Austin	2/19/23
HR	1	(5x) at #21 Texas	4/8/23
SB	2	(6x) at Baylor	3/18/23
BB	3	(2x) YOUNGSTOWN STATE	3/11/23
R	3	ST. THOMAS	3/21/23

KEEPING TRACK

	2022	2023	CAREER
Multi-Hit Games	0	7	7
4+-Hit Games	0	0	0
Multi-RBI Games	1	5	6
Multi-HR Games	0	0	0
Multi-Stolen Base Games	1	7	8

LAST 5 GAMES:

3-17 (.176); 2 R, 1 3B, 1 HR, 1 RBI, .263 OBP, .471 SLG

LAST 10 GAMES:

8-42 (.190); 4 R, 3 RBI, .261 OBP, .429 SLG

CURRENT HITTING STREAK:

--

CURRENT ON-BASE STREAK:

--



BRADY
Day

INFIELDER

7

YR **R-SO** HT **6-0** WT **190** B/T **L/R**

HOMETOWN
HAMPSTEAD, N.H.

PREV SCHOOL
PINKERTON ACADEMY

SEASON STATS

AVG/OBP/SLG	AB	R	H	HR	RBI	BB
.296/.470/.398	108	21	32	2	18	33

SB-ATT	W/RISP	W/2 OUTS	2-OUT RBI
7-9	9-34 (.265)	15-41 (.366)	6

NOTES

- Hit walk-off single in finale game of series sweep over Oklahoma (March 26)
- Only player to grab multiple hits against Creighton
- Has ranks second on team in batting average (.333)
- Made first start of career at Cal State Fullerton
- Three-year letterwinner at Pinkerton Academy and named all-state in 2019
- Also lettered in basketball and tied school record with 7 3-pointers in a game

CAREER STATS

YEAR	AVG	GP	GS	AB	R	H	2B	3B	HR	RBI	TB	SLG%	BB	HBP	SO	GDP	OB%	SF	SH	SB	ATT	PO	A	E	FLD%
2021																									
	REDSHIRT																								
2022	.284	41	23	102	25	29	7	1	1	10	41	.402	17	3	15	4	.402	0	2	2	4	9	28	2	.949
2023	.296	32	32	108	21	32	5	0	2	18	43	.398	33	5	13	0	.470	3	1	7	9	35	62	5	.951
TOTAL	.290	73	55	210	46	61	12	1	3	28	84	.400	50	8	28	4	.439	3	3	9	13	44	90	7	.950

SEASON HIGHS

Category	Highs	Opponent (last time)	Date
H	3	STONEHILL	3/4/23
RBI	3	(2x) ARMY	3/5/23
HR	1	(2x) #24 WEST VIRGINIA	4/1/23
SB	1	(6x) at Air Force	3/29/23
BB	3	(2x) NEBRASKA	4/4/23
R	3	(2x) #24 WEST VIRGINIA	3/31/23

CAREER HIGHS

Category	Highs	Opponent (last time)	Date
H	3	(4x) STONEHILL	3/4/23
RBI	2	(4x) vs. Sam Houston	2/25/23
HR	1	(3x) #24 WEST VIRGINIA	4/1/23
SB	1	(8x) at Air Force	3/29/23
BB	3	(3x) NEBRASKA	4/4/23
R	3	(3x) #24 WEST VIRGINIA	3/31/23

KEEPING TRACK

	2022	2023	CAREER
Multi-Hit Games	9	8	17
4+-Hit Games	0	0	0
Multi-RBI Games	3	4	7
Multi-HR Games	0	0	0
Multi-Stolen Base Games	0	0	0

LAST 5 GAMES:

4-14 (.286); 3 R, 8 BB, .583 OBP, .286 SLG

LAST 10 GAMES:

7-30 (.233); 6 R, 15 BB, .511 OBP, .367 SLG, 1 2B, 1 HR

CURRENT HITTING STREAK:

1 game

CURRENT ON-BASE STREAK:

15 games



COLE
Johnson

OUTFIELDER

YR HT WT B/T
SR 6-2 190 R/R

HOMETOWN
SOUTHLAKE, TEXAS
PREV SCHOOL
TCU

SEASON STATS

AVG/OBP/SLG | AB | R | H | HR | RBI | BB
.270/.354/.504 | 137 | 27 | 37 | 8 | 40 | 16

SB-ATT W/RISP W/2 OUTS 2-OUT RBI
8-13 14-51 (.275) 10-49 (.204) 8

NOTES

- Has two of the Cats four season grand slams
- Hit go-ahead HR in 3-0 shutout over Creighton
- First player this season to hit multi-HR in Big 12
- Transferred from TCU after 2020 season (did not appear in a game for TCU)
- Played one season at Weatherford College

CAREER STATS

YEAR	AVG	GP	GS	AB	R	H	2B	3B	HR	RBI	TB	SLG%	BB	HBP	SO	GDP	OB%	SF	SH	SB	ATT	PO	A	E	FLD%
2021	.203	25	11	59	11	12	0	0	1	4	15	.254	5	2	19	0	.288	0	0	4	6	12	0	0	1.000
2022	.292	55	55	209	29	61	14	1	7	32	98	.469	18	3	35	7	.355	1	1	6	9	116	4	3	.976
2023	.270	35	35	137	27	37	8	0	8	40	69	.504	16	3	28	1	.354	2	2	8	13	49	1	0	1.000
TOTAL	.272	115	101	405	67	110	22	1	16	76	182	.449	39	8	82	8	.345	3	3	18	28	177	5	3	.984

SEASON HIGHS

Category	Highs	Opponent (last time)	Date
H	3	at Stephen F. Austin	2/20/23
RBI	6	at Stephen F. Austin	2/20/23
HR	2	at Stephen F. Austin	2/20/23
SB	2	STONEHILL	3/6/23
BB	2	(2x) at Baylor	3/17/23
R	3	at Stephen F. Austin	2/20/23

CAREER HIGHS

Category	Highs	Opponent (last time)	Date
H	4	2x (NORTHERN COLORADO)	3/30/22
RBI	6	at Stephen F. Austin	2/20/23
HR	2	2x (at Stephen F. Austin)	2/20/23
SB	2	STONEHILL	3/6/23
BB	2	(5x) at Baylor	3/17/23
R	3	2x (at Stephen F. Austin)	2/20/23

KEEPING TRACK

	2021	2022	2023	CAREER
Multi-Hit Games	2	15	11	28
4+-Hit Games	0	2	0	2
Multi-RBI Games	1	7	9	17
Multi-HR Games	0	1	1	2
Multi-Stolen Base Games	0	0	1	1

LAST 5 GAMES:

4-19 (.211); 3 R, 8 RBI, .238 OBP, .579 SLG

LAST 10 GAMES:

10-42 (.238); 8 R, 3 HR, 3 2B, 22 RBI, .267 OBP, .524 SLG

CURRENT HITTING STREAK:

3 games

CURRENT ON-BASE STREAK:

3 games



ROBERTO
Pena

INFIELDER

YR HT WT B/T
SR 6-1 210 R/R

HOMETOWN
CARACAS, VENEZUELA
PREV SCHOOL
SOUTH FLORIDA

SEASON STATS

AVG/OBP/SLG | AB | R | H | HR | RBI | BB
.270/.371/.556 | 126 | 30 | 34 | 8 | 42 | 20

SB-ATT W/RISP W/2 OUTS 2-OUT RBI
5-5 15-47 (.319) 16-49 (.327) 21

NOTES

- Leads team with 8 HR and 41 RBI
- LEads the team with 21 2-out RBI
- Spent last two seasons at South Florida, posted a slash line of .236/.381/.478, appearing in 61 games (60 starts)
- Born June 11, 1999 in Caracas, Venezuela

CAREER STATS

YEAR	AVG	GP	GS	AB	R	H	2B	3B	HR	RBI	TB	SLG%	BB	HBP	SO	GDP	OB%	SF	SH	SB	ATT	PO	A	E	FLD%
2023	.270	35	35	126	30	34	10	1	8	42	70	.556	20	2	42	1	.371	3	0	7	7	213	16	3	.987
TOTAL	.270	35	35	126	30	34	10	1	8	42	70	.556	20	2	42	1	.371	3	0	7	7	213	16	3	.987

SEASON HIGHS

Category	Highs	Opponent (last time)	Date
H	4	STONEHILL	3/4/23
RBI	5	(2x) #24 WEST VIRGINIA	4/2/23
HR	2	#24 WEST VIRGINIA	4/2/23
SB	2	YOUNGSTOWN STATE	3/10/23
BB	2	(3x) ARMY	3/5/23
R	3	(2x) YOUNGSTOWN STATE	3/10/23

CAREER HIGHS

Category	Highs	Opponent (last time)	Date
H	4	STONEHILL	3/4/23
RBI	5	(2x) #24 WEST VIRGINIA	4/2/23
HR	2	#24 WEST VIRGINIA	4/2/23
SB	2	YOUNGSTOWN STATE	3/10/23
BB	2	(3x) ARMY	3/5/23
R	3	(2x) YOUNGSTOWN STATE	3/10/23

KEEPING TRACK

	2023	CAREER
Multi-Hit Games	12	12
4+-Hit Games	1	1
Multi-RBI Games	12	12
Multi-HR Games	1	1
Multi-Stolen Base Games	1	1

LAST 5 GAMES:

6-18 (.333); 2 R, 5 RBI, .400 OBP, .389 SLG

LAST 10 GAMES:

14-32 (.438); 7 R, 19 RBI, 4 HR, 3 2B, .524 OBP, .906 SLG

CURRENT HITTING STREAK:

3 games

CURRENT ON-BASE STREAK:

3 games



CAYDEN
Phillips

CATCHER

12

YR **SO** HT **6-3** WT **200** B/T **R/R**

HOMETOWN
AMARILLO, TEXAS
PREV SCHOOL
AMARILLO HS

SEASON STATS

AVG/OBP/SLG | AB | R | H | HR | RBI | BB
.273/.333/.455 | 11 | 1 | 3 | 0 | 3 | 0

SB-ATT | W/RISP | W/2 OUTS | 2-OUT RBI
0-1 | 2-6 (.333) | 1-3 (.333) | 2

NOTES

- Ranked as No. 14 catcher in Texas by Perfect Game
- Originally committed to DBU
- Voted team captain and co-MVP his senior season at Amarillo
- Named to 2021 Texas 5A all-state team
- Three-time all-district pick

CAREER STATS

YEAR	AVG	GP	GS	AB	R	H	2B	3B	HR	RBI	TB	SLG%	BB	HBP	SO	GDP	OB%	SF	SH	SB	ATT	PO	A	E	FLD%
2022	.000	7	0	6	0	0	0	0	0	0	0	.000	1	1	6	0	.250	0	0	0	0	4	0	0	1.000
2023	.273	6	3	11	1	3	2	0	0	3	5	.455	0	1	2	0	.333	0	1	0	1	24	4	1	.966
TOTAL	.176	13	3	17	1	3	2	0	0	3	5	.294	1	2	8	0	.300	0	1	0	1	28	4	1	.970

SEASON HIGHS

Category	Highs	Opponent (last time)	Date
H	1	at Stephen F. Austin	2/20/23
RBI	2	YOUNGSTOWN STATE	3/12/23
HR	--	--	--
SB	--	--	--
BB	--	--	--
R	1	at Stephen F. Austin	2/20/23

CAREER HIGHS

Category	Highs	Opponent (last time)	Date
H	1	at Stephen F. Austin	2/20/23
RBI	2	YOUNGSTOWN STATE	3/12/23
HR	--	--	--
SB	--	--	--
BB	1	at Texas Tech	4/9/22
R	1	at Stephen F. Austin	2/20/23

KEEPING TRACK

	2022	2023	CAREER
Multi-Hit Games	0	0	0
4+-Hit Games	0	0	0
Multi-RBI Games	0	1	1
Multi-HR Games	0	0	0
Multi-Stolen Base Games	0	0	0

LAST 5 GAMES:

0-2 (.000)

LAST 10 GAMES:

0-2 (.000)

CURRENT HITTING STREAK:

--

CURRENT ON-BASE STREAK:

--



CADYN
Karl

OUTFIELDER

14

YR **FR** HT **6-2** WT **195** B/T **R/R**

HOMETOWN
EDMOND, OKLA.
PREV SCHOOL
JONES HS

SEASON STATS

AVG/OBP/SLG | AB | R | H | HR | RBI | BB
.000/.000/.000 | -- | -- | -- | -- | -- | --

SB-ATT	W/RISP	W/2 OUTS	2-OUT RBI

NOTES

- Played for Niagara Power of the Perfect Game Collegiate Baseball League
- Named to 2022 Perfect Game Preseason All-America and All-Region teams
- Rated No. 20 overall and No. 2 outfielder in Oklahoma by Perfect Game

CAREER STATS

YEAR	AVG	GP	GS	AB	R	H	2B	3B	HR	RBI	TB	SLG%	BB	HBP	SO	GDP	OB%	SF	SH	SB	ATT	PO	A	E	FLD%
2023	--	--	--	--	--	--	--	--	--	--	--	--	--	--	--	--	--	--	--	--	--	--	--	--	--
TOTAL	--	--	--	--	--	--	--	--	--	--	--	--	--	--	--	--	--	--	--	--	--	--	--	--	--

SEASON HIGHS

Category	Highs	Opponent (last time)	Date
H	--	--	--
RBI	--	--	--
HR	--	--	--
SB	--	--	--
BB	--	--	--
R	--	--	--

CAREER HIGHS

Category	Highs	Opponent (last time)	Date
H	--	--	--
RBI	--	--	--
HR	--	--	--
SB	--	--	--
BB	--	--	--
R	--	--	--

KEEPING TRACK

	2023	CAREER
Multi-Hit Games	--	--
4+-Hit Games	--	--
Multi-RBI Games	--	--
Multi-HR Games	--	--
Multi-Stolen Base Games	--	--

LAST 5 GAMES:

--

LAST 10 GAMES:

--

CURRENT HITTING STREAK:

--

CURRENT ON-BASE STREAK:

--



KYAN
Lodice

OUTFIELDER

15

YR **R-FR** HT **6-2** WT **190** B/T **R/R**

HOMETOWN
OMAHA, NEB.
PREV SCHOOL
MILLARD WEST HS

SEASON STATS

AVG/OBP/SLG	AB	R	H	HR	RBI	BB
.233/.411/.256	43	14	10	0	5	13

SB-ATT	W/RISP	W/2 OUTS	2-OUT RBI
6-7	4-15 (.267)	4-9 (.444)	3

NOTES

- Made collegiate debut at Stephen F. Austin (2/17/22)
- Ranked as top shortstop and third player overall in Nebraska by Perfect Game
- Named second team all-state and team MVP in his senior season
- Played for the Norwich Sea Unicorns of the Futures Collegiate League
- Slashed .262/.373/.426 with five doubles, a home run and 12 RBI last summer

CAREER STATS

YEAR	AVG	GP	GS	AB	R	H	2B	3B	HR	RBI	TB	SLG%	BB	HBP	SO	GDP	OB%	SF	SH	SB	ATT	PO	A	E	FLD%
2022	REDSHIRT																								
2023	.233	18	12	43	14	10	1	0	0	5	11	.256	13	0	17	0	.411	0	0	6	7	42	4	4	.920
TOTAL	.233	18	12	43	14	10	1	0	0	5	11	.256	13	0	17	0	.411	0	0	6	7	42	4	4	.920

SEASON HIGHS

Category	Highs	Opponent (last time)	Date
H	2	at Stephen F. Austin	2/19/23
RBI	2	at Stephen F. Austin	2/17/23
HR	--	--	--
SB	2	(2x) YOUNGSTOWN STATE	3/11/23
BB	2	at Stephen F. Austin	2/17/23
R	4	at Stephen F. Austin	2/19/23

CAREER HIGHS

Category	Highs	Opponent (last time)	Date
H	2	at Stephen F. Austin	2/19/23
RBI	2	at Stephen F. Austin	2/17/23
HR	--	--	--
SB	2	(2x) YOUNGSTOWN STATE	3/11/23
BB	2	at Stephen F. Austin	2/17/23
R	4	at Stephen F. Austin	2/19/23

KEEPING TRACK

	2022	2023	CAREER
Multi-Hit Games	0	1	1
4+-Hit Games	0	0	0
Multi-RBI Games	0	1	1
Multi-HR Games	0	0	0
Multi-Stolen Base Games	0	1	1

LAST 5 GAMES:

1-3 (.333); 1 R, 1 RBI, .500 OBP, .333 SLG

LAST 10 GAMES:

1-3 (.333); 1 R, 1 RBI, .500 OBP, .333 SLG

CURRENT HITTING STREAK:

5 games

CURRENT ON-BASE STREAK:

9 games



CASH
Rugely

INFIELDER

18

YR **JR** HT **6-0** WT **195** B/T **R/R**

HOMETOWN
ROUND ROCK, TEXAS
PREV SCHOOL
NAVARRO COLLEGE

SEASON STATS

AVG/OBP/SLG	AB	R	H	HR	RBI	BB
.340/.496/.566	106	33	36	5	25	31

SB-ATT	W/RISP	W/2 OUTS	2-OUT RBI
11-14	12-30 (.400)	11-38 (.289)	14

NOTES

- Ranks second on team with 14 2-out RBI
- Spent three seasons at Navarro College
- Twice named conference player of the year and all-region (2019, 2021)
- In 2021, slashed .371/.519/.707 with 15 doubles, eight homers, 41 RBI
- Drafted by St. Louis in the 40th round of the 2019 MLB Draft
- Rated as the No. 11 shortstop and No. 95 player in Texas by Perfect Game

CAREER STATS

YEAR	AVG	GP	GS	AB	R	H	2B	3B	HR	RBI	TB	SLG%	BB	HBP	SO	GDP	OB%	SF	SH	SB	ATT	PO	A	E	FLD%
2022	.211	32	18	76	9	16	3	1	2	9	27	.355	9	1	23	1	.299	1	1	0	0	32	6	4	.905
2023	.340	34	32	106	33	36	7	1	5	25	60	.566	31	3	32	2	.496	1	3	11	14	61	7	3	.958
TOTAL	.286	66	50	182	42	52	10	2	7	34	87	.478	40	4	55	3	.421	2	4	11	14	93	13	7	.938

SEASON HIGHS

Category	Highs	Opponent (last time)	Date
H	3	(3x) NEBRASKA	4/4/23
RBI	5	YOUNGSTOWN STATE	3/10/23
HR	1	(5x) at Baylor	3/19/23
SB	3	YOUNGSTOWN STATE	3/10/23
BB	3	(2x) at Creighton	3/15/23
R	4	(2x) at Air Force	3/29/23

CAREER HIGHS

Category	Highs	Opponent (last time)	Date
H	3	(3x) NEBRASKA	4/4/23
RBI	5	YOUNGSTOWN STATE	3/10/23
HR	1	(5x) at Baylor	3/19/23
SB	3	YOUNGSTOWN STATE	3/10/23
BB	3	(2x) at Creighton	3/15/23
R	4	(2x) at Air Force	3/29/23

KEEPING TRACK

	2022	2023	CAREER
Multi-Hit Games	4	10	14
4+-Hit Games	0	0	0
Multi-RBI Games	3	5	8
Multi-HR Games	0	0	0
Multi-Stolen Base Games	0	2	2

LAST 5 GAMES:

6-17 (.353); 4 R, .522 OBP, .471 SLG

LAST 10 GAMES:

12-32 (.375); 12 R, 13 BB, .556 OBP, .438 SLG

CURRENT HITTING STREAK:

--

CURRENT ON-BASE STREAK:

17 games



CARSON

Queck

OUTFIELDER

YR HT WT B/T
FR 6-2 215 R/R

HOMETOWN
THE WOODLANDS, TEXAS
PREV SCHOOL
WOODLANDS CHRISTIAN

SEASON STATS

AVG/OBP/SLG	AB	R	H	HR	RBI	BB
.179/.400/.321	28	6	5	0	4	10

SB-ATT	W/RISP	W/2 OUTS	2-OUT RBI
1-1	1-10 (.100)	2-12 (.167)	0

NOTES

- Made first collegiate start against Iowa on Feb. 26, 2023
- Played for Texas Twelve of the Five Tool Collegiate Baseball League
- Named to 2022 Perfect Game All-America and All-Region Teams
- Rated as the 20th best player in the state of Texas and No. 5 outfielder in the state by Perfect Game
- Born Aug. 26, 2003 in Augusta, Ga.

CAREER STATS

YEAR	AVG	GP	GS	AB	R	H	2B	3B	HR	RBI	TB	SLG%	BB	HBP	SO	GDP	OB%	SF	SH	SB	ATT	PO	A	E	FLD%
2023	.179	14	8	28	6	5	2	1	0	4	9	.321	10	1	14	1	.400	1	0	1	1	9	0	0	1.000
TOTAL	.179	14	8	28	6	5	2	1	0	4	9	.321	10	1	14	1	.400	1	0	1	1	9	0	0	1.000

SEASON HIGHS

Category	Highs	Opponent (last time)	Date
H	1	(5x) #24 WEST VIRGINIA	3/31/23
RBI	2	(2x) at Air Force	3/29/23
HR	--	--	--
SB	1	ST. THOMAS	3/22/23
BB	2	(2x) STONEHILL	3/4/23
R	3	STONEHILL	3/4/23

CAREER HIGHS

Category	Highs	Opponent (last time)	Date
H	1	(5x) #24 WEST VIRGINIA	3/31/23
RBI	2	(2x) at Air Force	3/29/23
HR	--	--	--
SB	1	ST. THOMAS	3/22/23
BB	2	(2x) STONEHILL	3/4/23
R	3	STONEHILL	3/4/23

KEEPING TRACK

	2023	CAREER
Multi-Hit Games	--	--
4+-Hit Games	--	--
Multi-RBI Games	2	2
Multi-HR Games	--	--
Multi-Stolen Base Games	--	--

LAST 5 GAMES:

2-6 (.333); 1 R, 1 2B, 2 RBI, 1 R, .375 OBP, .500 SLG

LAST 10 GAMES:

3-12 (.250); 1 R, 2 RBI, .333 OBP, .333 SLG

CURRENT HITTING STREAK:

2 game

CURRENT ON-BASE STREAK:

2 game



KAELN

Culpepper

INFIELDER

YR HT WT B/T
SO 6-0 185 R/R

HOMETOWN
MEMPHIS, TENN.
PREV SCHOOL
ST. BENEDICT AT AUBURNDAL HS

SEASON STATS

AVG/OBP/SLG	AB	R	H	HR	RBI	BB
.302/.400/.492	63	14	19	3	17	7

SB-ATT	W/RISP	W/2 OUTS	2-OUT RBI
5-5	8-25 (.320)	6-22 (.273)	5

NOTES

- 2022 Big 12 All-Freshman Team, All-Big 12 Honorable Mention
- Ranked as No. 2 shortstop and 21st player overall in Tennessee by Perfect Game
- Played for Norwich Sea Unicorns of Futures Collegiate League
- Slashed .301/.421/.391 with six doubles, two homers last summer

CAREER STATS

YEAR	AVG	GP	GS	AB	R	H	2B	3B	HR	RBI	TB	SLG%	BB	HBP	SO	GDP	OB%	SF	SH	SB	ATT	PO	A	E	FLD%
2022	.283	51	48	166	27	47	9	0	5	22	71	.428	12	8	27	2	.356	2	3	1	1	26	89	6	.950
2023	.302	16	16	63	14	19	3	0	3	17	31	.492	7	4	15	0	.400	1	0	5	5	13	30	2	.956
TOTAL	.288	67	64	229	41	66	12	0	8	39	102	.445	19	12	42	2	.369	3	3	6	6	39	119	8	.952

SEASON HIGHS

Category	Highs	Opponent (last time)	Date
H	3	at Stephen F. Austin	2/20/23
RBI	4	(2x) at Stephen F. Austin	2/20/23
HR	1	(3x) #24 WEST VIRGINIA	3/31/23
SB	1	(2x) vs. #1 LSU	2/24/23
BB	3	at Air Force	3/29/23
R	3	at Stephen F. Austin	2/20/23

CAREER HIGHS

Category	Highs	Opponent (last time)	Date
H	3	(2x) at Stephen F. Austin	2/20/23
RBI	4	at Stephen F. Austin	2/20/23
HR	1	(8x) #24 WEST VIRGINIA	3/31/23
SB	1	(3x) vs. #1 LSU	2/17/23
BB	3	at Air Force	3/29/23
R	3	at Stephen F. Austin	2/20/23

KEEPING TRACK

	2022	2023	CAREER
Multi-Hit Games	13	3	17
4+-Hit Games	0	0	0
Multi-RBI Games	3	3	6
Multi-HR Games	0	0	0
Multi-Stolen Base Games	0	0	0

LAST 5 GAMES:

6-20 (.300); 4 R, 2 2B, .391 OBP, .400 SLG

LAST 10 GAMES:

12-40 (.300); 9 R, 6 RBI, 3 2B, 1 HR, .450 SLG, .391 OBP

CURRENT HITTING STREAK:

4 games

CURRENT ON-BASE STREAK:

4 games



JAYDEN
Lobliner

CATCHER

24

YR **FR** HT **5-10** WT **190** B/T **R/R**

HOMETOWN
ST. CHARLES, ILL.

PREV SCHOOL
ST. CHARLES NORTH HS

SEASON STATS

AVG/OBP/SLG	AB	R	H	HR	RBI	BB
.200/.368/.200	15	2	3	0	1	1

SB-ATT	W/RISP	W/2 OUTS	2-OUT RBI
1-1	1-5 (.200)	1-3 (.333)	0

NOTES

- Threw out first runner in 3-0 shutout against Creighton
- Made collegiate debut at Stephen F. Austin on Feb. 19, 2023
- Rated as the No. 25 prospect and No. 4 catcher in the state of Illinois by Perfect Game
- Born April 3, 2004 in Royal Oak, Mich.

CAREER STATS

YEAR	AVG	GP	GS	AB	R	H	2B	3B	HR	RBI	TB	SLG%	BB	HBP	SO	GDP	OB%	SF	SH	SB	ATT	PO	A	E	FLD%
2023	.200	8	5	15	2	3	0	0	0	1	3	.200	1	3	5	0	.368	0	0	1	1	28	5	0	1.000
TOTAL	.200	8	5	15	2	3	0	0	0	1	3	.200	1	3	5	0	.368	0	0	1	1	28	5	0	1.000

SEASON HIGHS

Category	Highs	Opponent (last time)	Date
H	2	STONEHILL	3/4/23
RBI	1	STONEHILL	3/4/23
HR	--	--	--
SB	1	STONEHILL	3/4/23
BB	1	at Stephen F. Austin	2/19/23
R	1	(2x) NEBRASKA	4/4/23

CAREER HIGHS

Category	Highs	Opponent (last time)	Date
H	2	STONEHILL	3/4/23
RBI	1	STONEHILL	3/4/23
HR	--	--	--
SB	1	STONEHILL	3/4/23
BB	1	at Stephen F. Austin	2/19/23
R	1	(2x) NEBRASKA	4/4/23

KEEPING TRACK

	2023	CAREER
Multi-Hit Games	1	1
4+-Hit Games	--	--
Multi-RBI Games	--	--
Multi-HR Games	--	--
Multi-Stolen Base Games	--	--

LAST 5 GAMES:

1-4 (.250); 1 R, 1 HBP, .400 OBP, .250 SLG

LAST 10 GAMES:

1-4 (.250); 1 R, 1 HBP, .400 OBP, .250 SLG

CURRENT HITTING STREAK:

--

CURRENT ON-BASE STREAK:

--



NICK
Goodwin

INFIELDER

25

YR **SO** HT **6-0** WT **190** B/T **R/R**

HOMETOWN
OVERLAND PARK, KAN.

PREV SCHOOL
ST. THOMAS AQUINAS HS

SEASON STATS

AVG/OBP/SLG	AB	R	H	HR	RBI	BB
.273/.401/.500	128	30	35	7	36	25

SB-ATT	W/RISP	W/2 OUTS	2-OUT RBI
9-11	11-37 (.290)	9-36 (.250)	5

NOTES

- Leads the nation in sac flies (7)
- 2023 Preseason All-Big 12 Team
- Freshman all-America selection by Collegiate Baseball
- Big 12 All-Freshman Team and All-Big 12 Honorable Mention
- Tied K-State's freshman HR record with 10 (shared with Dylan Phillips)
- Led team with 48 RBI and 14 stolen bases last season
- Played for Bourne Braves of the Cape Cod League last summer

CAREER STATS

YEAR	AVG	GP	GS	AB	R	H	2B	3B	HR	RBI	TB	SLG%	BB	HBP	SO	GDP	OB%	SF	SH	SB	ATT	PO	A	E	FLD%
2021	.277	57	57	220	46	61	13	1	10	33	106	.482	20	7	48	2	.355	1	1	14	20	40	110	12	.926
2022	.255	57	57	204	34	52	18	2	11	48	107	.525	30	5	57	3	.354	7	1	6	8	71	111	16	.919
2023	.273	35	35	128	30	35	4	2	7	36	64	.500	25	7	18	2	.401	7	0	11	28	54	77	3	.978
TOTAL	.268	149	149	552	110	148	35	5	28	117	277	.502	75	19	123	7	.366	15	2	31	56	165	298	31	.937

SEASON HIGHS

Category	Highs	Opponent (last time)	Date
H	3	ST. THOMAS	3/21/23
RBI	5	(2x) ST. THOMAS	3/21/23
HR	1	(7x) #24 WEST VIRGINIA	4/1/23
SB	2	(3x) ST. THOMAS	3/22/23
BB	2	(6x) ST. THOMAS	3/21/23
R	4	STONEHILL	3/4/23

CAREER HIGHS

Category	Highs	Opponent (last time)	Date
H	3	(6x) ST. THOMAS	3/21/23
RBI	5	(3x) ST. THOMAS	3/21/23
HR	1	(28x) #24 WEST VIRGINIA	4/1/23
SB	2	(5x) ST. THOMAS	3/22/23
BB	3	vs Oregon State	2/19/21
R	4	STONEHILL	3/4/23

KEEPING TRACK

	2021	2022	2023	CAREER
Multi-Hit Games	17	13	8	38
4+-Hit Games	0	0	0	0
Multi-RBI Games	9	14	10	33
Multi-HR Games	0	0	0	0
Multi-Stolen Base Games	2	0	3	5

LAST 5 GAMES:

4-23 (.174); 1 R, 1 HR, 3 RBI, 1 SF, .167 OBP, .304 SLG

LAST 10 GAMES:

8-40 (.200); 4 R, 1 3B, 2 HR, 7 RBI, 3 SF,

CURRENT HITTING STREAK:

1 game

CURRENT ON-BASE STREAK:

5 games



RAPHAEL
Pelletier

CATCHER

28

YR **R-SO** HT **6-0** WT **185** B/T **L/R**
HOMETOWN **MASCOUCHE, QUEBEC, CANADA**
PREV SCHOOL **ONTARIO VIRTUAL SCHOOL**

SEASON STATS

AVG/OBP/SLG	AB	R	H	HR	RBI	BB
.268/.349/.429	112	22	30	5	19	14

SB-ATT	W/RISP	W/2 OUTS	2-OUT RBI
2-2	8-36 (.222)	8-38 (.211)	5

NOTES

- Has caught a Big 12-high 11 runners stealing this season
- Rated No. 1 catching prospect in Quebec (No. 6 overall) by Perfect Game
- 25th-round selection of the Texas Rangers in 2019 MLB Draft
- Represented Team Canada in Pan-Am Games in 2018
- Originally committed to TCU

CAREER STATS

YEAR	AVG	GP	GS	AB	R	H	2B	3B	HR	RBI	TB	SLG%	BB	HBP	SO	GDP	OB%	SF	SH	SB	ATT	PO	A	E	FLD%
2021																									
2022	.264	34	12	53	9	14	5	0	4	8	31	.585	5	1	13	2	.339	0	2	0	0	174	19	3	.985
2023	.268	33	29	112	22	30	3	0	5	19	48	.429	14	1	27	4	.349	2	0	2	2	259	28	3	.990
TOTAL	.267	67	41	165	31	44	8	0	9	27	79	.479	19	2	40	6	.346	2	2	2	2	433	47	6	.988

SEASON HIGHS

Category	Highs	Opponent (last time)	Date
H	3	(3x) at Baylor	3/17/23
RBI	3	(2x) OKLAHOMA	3/26/23
HR	1	(5x) #24 WEST VIRGINIA	4/1/23
SB	1	(2x) YOUNGSTOWN STATE	3/10/23
BB	2	(2x) at Air Force	3/29/23
R	3	at Air Force	3/29/23

CAREER HIGHS

Category	Highs	Opponent (last time)	Date
H	3	(3x) at Baylor	3/17/23
RBI	3	(2x) OKLAHOMA	3/26/23
HR	1	(9x) #24 WEST VIRGINIA	4/1/23
SB	1	(2x) YOUNGSTOWN STATE	3/10/23
BB	2	(2x) at Air Force	3/29/23
R	3	at Air Force	3/29/23

KEEPING TRACK

	2021	2022	2023	CAREER
Multi-Hit Games	0	2	7	9
4+-Hit Games	0	0	0	0
Multi-RBI Games	0	1	6	7
Multi-HR Games	0	0	0	0
Multi-Stolen Base Games	0	0	0	0

LAST 5 GAMES:

3-15 (.200); 1 R, 2 BB, .333 OBP, .200 SLG

LAST 10 GAMES:

10-34 (.294); 7 R, 2 HR, 5 RBI, 5 BB, .390 OBP, .471 SLG

CURRENT HITTING STREAK:

1 game

CURRENT ON-BASE STREAK:

11 games



LAWSON
Knight

OUTFIELDER

29

YR **SO** HT **6-0** WT **190** B/T **R/R**
HOMETOWN **ROUND ROCK, TEXAS**
PREV SCHOOL **WESTERN TEXAS COLLEGE**

SEASON STATS

AVG/OBP/SLG	AB	R	H	HR	RBI	BB
.500/.500/1.000	2	3	1	0	2	0

SB-ATT	W/RISP	W/2 OUTS	2-OUT RBI
0-0	1-1 (1.000)	1-2 (.500)	0

NOTES

- Played one season at WTC with a slash line of .390/.470/.506 in 48 games
- Led the Westerners in hits (67) and stolen bases
- Rated No. 26 outfielder and 188th overall prospect in Texas by Perfect Game
- Born March 3, 2003 in Austin, Texas

CAREER STATS

YEAR	AVG	GP	GS	AB	R	H	2B	3B	HR	RBI	TB	SLG%	BB	HBP	SO	GDP	OB%	SF	SH	SB	ATT	PO	A	E	FLD%
2023	.500	4	0	2	3	1	1	0	0	2	2	1.000	0	0	0	0	.500	0	0	0	0	1	0	0	1.000
TOTAL	.500	4	0	2	3	1	1	0	0	2	2	1.000	0	0	0	0	.500	0	0	0	0	1	0	0	1.000

SEASON HIGHS

Category	Highs	Opponent (last time)	Date
H	1	STONEHILL	3/4/23
RBI	2	STONEHILL	3/4/23
HR	--	--	--
SB	--	--	--
BB	--	--	--
R	1	(2x) STONEHILL	3/4/23

CAREER HIGHS

Category	Highs	Opponent (last time)	Date
H	1	STONEHILL	3/4/23
RBI	2	STONEHILL	3/4/23
HR	--	--	--
SB	--	--	--
BB	--	--	--
R	1	(2x) STONEHILL	3/4/23

KEEPING TRACK

	2023	CAREER
Multi-Hit Games	--	--
4+-Hit Games	--	--
Multi-RBI Games	1	1
Multi-HR Games	--	--
Multi-Stolen Base Games	--	--

LAST 5 GAMES:

0-1 (.000); 1 R

LAST 10 GAMES:


1-2 (.500); 1 2B, 2 R, 2 RBI

CURRENT HITTING STREAK:


--

CURRENT ON-BASE STREAK:

--



1 DOM HUGHES OF
L-L | JR | 5-9 | 185



2 CHRISTIAN HOLMES IF
R-R | FR | 6-2 | 215



3 MATT LEMKE UTL
R-R | FR | 6-0 | 180



4 ORLANDO SALINAS, JR. IF
L-R | JR | 5-11 | 185



5 BRENDAN JONES OF
L-L | SO | 5-11 | 180



6 MASON BUSS RHP
R-R | FR | 5-11 | 190



7 BRADY DAY IF/OF
L-R | R-SO | 6-0 | 190



8 COLE JOHNSON OF
R-R | SR | 6-2 | 190



10 ROBERTO PENA IF
R-R | SR | 6-1 | 210



11 DALTON BECK LHP
L-L | SO | 6-0 | 190



12 CAYDEN PHILLIPS C
R-R | SO | 6-3 | 200




13 COLE WISENBAKER LHP
L-L | FR | 6-3 | 175



14 CADYN KARL OF
R-L | FR | 6-2 | 195



15 KYAN LODICE OF
L-R | R-FR | 6-2 | 195



16 TYSON NEIGHBORS RHP
R-R | SO | 6-1 | 220



17 SHAY HARTIS RHP
R-R | JR | 6-1 | 210



18 CASH RUGELY IF/OF
R-R | SR | 6-0 | 195




20 CARSON QUECK OF
R-R | FR | 6-2 | 215



22 KAELEN CULPEPPER IF
R-R | SO | 6-0 | 185




23 TYLER RUHL RHP
R-R | R-SO | 6-3 | 205




24 JAYDEN LOBLINER C
R-R | FR | 5-10 | 190




25 NICK GOODWIN IF
R-R | JR | 6-1 | 205



26 OWEN BOEREMA LHP
L-L | SR | 6-5 | 225




28 RAPHAEL PELLETIER C
L-R | R-SO | 6-0 | 185




29 LAWSON KNIGHT OF
R-R | SO | 6-0 | 190




30 JACKSON WENTWORTH RHP
R-R | R-FR | 6-1 | 205




33 COLIN ROTHERMEL RHP
R-R | SO | 6-1 | 175



34 BLAKE CORSETINO RHP
L-R | JR | 6-5 | 215




35 ANDREW EVANS RHP
R-R | FR | 6-5 | 235



36 TRAE ROBERTSON LHP
L-L | SR | 6-5 | 205



36 GERMAN FAJARDO RHP
R-R | JR | 5-11 | 180



38 KYLER HEYNE RHP
R-R | SO | 6-0 | 185



40 GRIFFIN HASSALL RHP
R-R | SR | 6-4 | 210



41 COREY CATER RHP
R-R | SR | 6-6 | 235



43 CLAYTON BROEDER LHP
R-L | JR | 6-3 | 195



44 KEVIN MANNELL RHP
R-R | R-FR | 6-4 | 205



45 JARED HENRY RHP
R-R | GR | 6-0 | 185

COACHING STAFF



19 PETE HUGHES HC
5TH SEASON



21 AUSTIN WATES AC
5TH SEASON



42 RUDY DARROW PC
1ST SEASON



THOMAS HUGHES VA
3RD SEASON




RYAN CONNOLLY DOBO
5TH SEASON



COLIN GREASER DOPD
7TH SEASON



BLAINE BURRIS AT
9TH SEASON



A.J. KLOSS SC
1ST SEASON