



MOUNTAINEER BASEBALL

PO BOX 877 // MORGANTOWN, WV 26507-0877 // 304.293.2821 PHONE

WVUSPORTS.COM

f WVU Baseball @WVUBaseball @WVUBaseball

GAMES 30-32 // #24 WVU (22-7, 2-1) vs KANSAS (13-14, 3-3)

April 7-9, 2023 | Wagener Field at Monongalia County Ballpark | Morgantown, W. Va.



Friday, April 7 vs. Kansas 6:30 p.m.
Video Big 12 Now ESPN+
Radio Mountaineer Sports Network (100.9 FM)
Stats WVUsports.com

Saturday, April 8 vs. Kansas 4 p.m.
Video Big 12 Now on ESPN+
Audio Mountaineer Sports Network (100.9)
Stats WVUsports.com

Sunday, April 9 vs. Kansas 3 p.m.
Video ESPN
Audio Mountaineer Sports Network
Stats WVUsports.com



PROBABLE STARTING PITCHERS

2023 Stats

Ben Hampton • LHP • Jr.
2-0, 3.56 ERA, 43 K, 15 BB, 43.0 IP

Friday

Collin Baumgartner • RHP • Gr.
3-0, 3.69 ERA, 35 K, 7 BB, 39.0 IP

Blaine Traxel • RHP • Gr.
5-2, 2.57 ERA, 40 K, 10 BB, 56.0 IP

Saturday

Sam Ireland • RHP • Jr.
3-3, 4.58 ERA, 27 K, 11 BB, 37.1 IP

Robby Porco • RHP • Fr.
3-1, 8.31 ERA, 18 K, 15 BB, 17.1 IP

Sunday

TBA

QUICK HITS

- West Virginia is in its 128th season of baseball
- Randy Mazey is in his 11th season at the helm in Morgantown. The veteran skipper is 318-237 with the Mountaineers and owns 504 career wins as a head coach
- In the Big 12 Preseason Poll, the Mountaineers were picked sixth.
- Mazey has led West Virginia to a .500-or-better record in nine of his 10 seasons on campus.
- The Mountaineers' 55-game schedule features 12 opponents that reached the 2022 NCAA Tournament.
- Of those 12 opponents that reached the 2022 NCAA Tournament, four of them hosted regionals – Georgia Southern, Maryland, Texas, and Oklahoma State.
- 2023 will be the ninth season the Mountaineers play at Wagener Field at Monongalia County Ballpark. The Field was named after Rick and Jay Wagener on Aug. 30, 2021, following a major gift donation to the program. Rick Wagener was a standout pitcher at WVU from 1968-71.
- WVU is set to play 24 home games this spring. The squad has never had a losing record in the facility's eight-year history and is coming off its best season at The Mon as the Mountaineers went 17-6 in Morgantown.
- The Mountaineers stayed put at No. 24 in D1Baseball's Top 25 Poll this week. They also moved up to No. 22 in the NCBWA poll as well as entered into Baseball America's Top 25 at No. 19 and the USA Today Coaches' Poll at No. 24
- WVU is coming off a 15-9 victory over in-state rival Marshall in front of over 5,000 fans in Charleston.
- As of April 6, sophomore JJ Wetherholt leads the nation with 56 hits and the Big 12 in hitting (.463), runs scored (39), stolen bases (26), and toughest to strikeout (11.0)
- Junior Ben Hampton and graduate student Blaine Traxel have been one of the best 1-2 punches in the Big 12 this season. Hampton is coming off a 10-strikeout performance at K-State while Traxel leads the nation with four complete games.

2023 SCHEDULE

Overall: 22-7	Big 12: 2-1	Non-Conference: 20-6
Home: 8-2	Away: 13-5	Neutral: 1-0
Fri., Feb. 17	at Georgia Southern	L, 3-4
Sat., Feb. 18	at Georgia Southern	L, 2-6
Sun., Feb. 19	at Georgia Southern	W, 13-4
Tue., Feb. 21	at #13 Maryland	W, 8-6
Fri., Feb. 24	at Arizona	W, 6-5 (11)
Sat., Feb. 25	at Arizona	W, 5-1
Sun., Feb. 26	at Arizona	L, 5-15
Mon., Feb. 27	at Arizona Diamondbacks (Exh.) ^	L, 0-6
Sat., March 4	at VCU	W, 8-5
Sat., March 4	vs. Canisius	W, 3-2
Sun., March 5	at Richmond	L, 3-7
Wed., March 8	Canisius	W, 8-1
Fri., March 10	Minnesota	W, 15-7
Sat., March 11	Minnesota	W, 7-2
Sun., March 12	Minnesota	W, 7-4
Tue., March 14	at Appalachian State%	W, 18-1
Wed., March 15	at Appalachian State	W, 18-5
Sat., March 18	at UNC Greensboro	W, 28-2
Sat., March 18	at UNC Greensboro	W, 4-1
Sun., March 19	at UNC Greensboro	W, 8-0
Tue., March 21	Hofstra	L, 2-4
Wed., March 22	Hofstra	W, 6-5 (10)
Fri., March 24	Xavier	W, 5-4
Sat., March 25	Xavier	W, 7-2
Sun., March 26	Xavier	L, 3-8
Tue., March 28	Marshall	W, 9-7
Fri., March 31	at Kansas State*	W, 8-3
Sat., April 1	at Kansas State*	L, 1-7
Sun., April 2	at Kansas State*	W, 10-6
Wed., April 5	at Marshall	W, 15-9
Fri., April 7	Kansas*	6:30 p.m.
Sat., April 8	Kansas*	4 p.m.
Sun., April 9	Kansas*	3 p.m.
Tue., April 11	at Penn State	6 p.m.
Fri., April 14	at Oklahoma State*	7 p.m.
Sat., April 15	at Oklahoma State*	7 p.m.
Sun., April 16	at Oklahoma State*	1 p.m.
Wed., April 19	vs. Pitt&	6 p.m.
Fri., April 21	TCU*	6:30 p.m.
Sat., April 22	TCU*	4 p.m.
Sun., April 23	TCU*	1 p.m.
Tue., April 25	Penn State	6:30 p.m.
Fri., April 28	at Baylor*	7:30 p.m.
Sat., April 29	at Baylor*	3 p.m.
Sun., April 30	at Baylor*	12 p.m.
Wed., May 3	Pitt	6:30 p.m.
Fri., May 5	Oklahoma*	6:30 p.m.
Sat., May 6	Oklahoma*	4 p.m.
Sun., May 7	Oklahoma*	1 p.m.
Wed., May 10	at Pitt	6 p.m.
Fri., May 12	Texas Tech*	6:30 p.m.
Sat., May 13	Texas Tech*	4 p.m.
Sun., May 14	Texas Tech*	1 p.m.
Thur., May 18	at Texas*	7:30 p.m.
Fri., May 19	at Texas*	7:30 p.m.
Sat., May 20	at Texas*	3:30 p.m.
May 24-28	Big 12 Championship!	TBA

^ - Scottsdale, Ariz.

% - Hickory, N.C.

* - Big 12 Conference Game

& - PNC Park, Pittsburgh, Pa.

! - Phillips 66 Big 12 Baseball Championship, Arlington, Texas



QUICK FACTS

General Information

Location	Morgantown, W.Va.
Founded	1867
Nickname	Mountaineers
Conference	Big 12
Enrollment	27,367
Colors	Old Gold (PMS 124) and Blue (295 C)
President	Dr. E. Gordon Gee (Utah, '68)
Director of Athletics	Wren Baker (SE Oklahoma St., '01)
Athletic Department Phone	304-293-5621
Ticket Office Phone	1-800-WVU GAME

Coaches and Staff

Head Coach	Randy Mazey (11th Season)
Alma Mater	Clemson ('88)
WVU Record	318-237
Career Record	.501-396-2 (17th Season)
Associate Head Coach	Steve Sabins (8th Season)
Alma Mater	Embry-Riddle ('11)
Assistant Coach	Mark Ginther (5th Season)
Alma Mater	Oklahoma State ('13)
Volunteer Assistant	Jacob Garcia (4th Season)
Alma Mater	Northern Colorado ('18)
Director of Baseball Operations	Joey Cuomo (4th Season)
Strength Coach	Kelly Cosgrove (1st Season)
Athletic Trainer	Steven Rosier (1st Season)
Dir. of Player Development	Justin Oney (1st season)

Baseball History

First Season	1892
Seasons	128th Season (131 Years)
All-Time Record	.2,275-1,657-17
All-Time Big 12 Record (Since 2013)	101-114
NCAA Tournaments (Record)	13 (11-26)
1955, 1961, 1962, 1963, 1964, 1967, 1982, 1985, 1987, 1994, 1996, 2017, 2019	
Conference Championships	19 (14 Reg, 5 Tourney)
Regular Season: 1955, 1961, 1962, 1963, 1964, 1967 (SoCon); 1981, 1982 (Eastern 8); 1984, 1985, 1986, 1987, 1988 (A-10); 1996 (Big East)	
Tournament: 1982 (Eastern 8); 1985, 1987, 1994 (A-10); 1997 (Big East)	

Wagener Field at Monongalia County Ballpark

Capacity	3,500
Record Crowd	4,355 (5/31/19)
First Season	2015
All-Time Record	110-61
Playing Surface	AstroTurf w/ Clay Mound
Dimensions	RF/LF - 325, RC/LC - 375, CF - 400

Team Information

Lettermen Returning/Lost	18/21
Starting Position Players Returning/Lost	5/4
Position Players Returning/Lost	7/10
Pitchers Returning/Lost	11/11
Newcomers	20
2022 Record (Big 12)	33-22 (14-10)
2022 Postseason	n/a

FOLLOWING THE MOUNTAINEERS

Website	WVUsports.com
Twitter	@WVUBaseball
Facebook	/WVUBaseball
Instagram	@WVUBaseball
Coach Mazey	@CoachMazey

WVUsports.com

For official news, notes and more on the Mountaineer baseball team, visit WVUsports.com, the official website of the West Virginia University Mountaineers.

Social Media: @WVUBaseball

Don't miss a pitch this season by following and connecting with the Mountaineers on social media. By following @WVUBaseball on Twitter, Facebook and Instagram, fans will get official news and notes, behind-the-scenes updates and an exclusive look at the team both on and off the field.

MOUNTAINEERS ON THE RADIO

Market	Affiliates	Frequency
Charleston	WJYP-AM	1300
Charleston	WMON-AM	1340
Charleston	WSCW-AM	1410
Clarksburg	WPDx-AM	750
Clarksburg	WPDx-FM	104.9
Fisher	WELD-FM	101.7
Fisher	WELD-AM	690
Fisher	WQWV-FM	103.7
Hinton	WMTD-FM	102.3
Martinsburg	WRNR-AM	740
Martinsburg	WRNR-FM	106.5
Morgantown	WZST-FM	100.9
Moundsville	WVLY-FM	97.7
Moundsville	WVLY-AM	1370
Richwood	WVAR-AM	600
Summersville	WVAR-FM	92.5
Sutton-Gassaway	WSGB-AM	1490
Sutton-Flatwoods	WSGB-FM	96.5
Wheeling	WKXX-FM	98.1
Wheeling	WKXX-AM	1600

MEDIA INFORMATION

The West Virginia University Athletics Communications Office will be available throughout the 2023 season to accommodate any media requests.

Interviews During the Week

Any member of the media wishing to interview a student-athlete or member of the coaching staff during the week are asked to contact WVU baseball SID Adam Grossman (adam.grossman@mail.wvu.edu or 304-293-2821) at least 24 hours in advance.

Postgame Interviews

Postgame interviews for all home games with coaches and select student-athletes will take place on the field approx. 15-20 minutes following the conclusion of the game.

Big 12 Now on ESPN+

All 2023 home games will be featured live on Big 12 Now on ESPN+. The new digital home of the Big 12 Conference is available via the ESPN App, ESPN.com or ESPNPlus.com for just \$9.99 per month (or \$99.99 per year) and can be canceled at any time.

Subscribers can watch ESPN+ on the ESPN App via most major mobile and connected-TV platforms, including iPhone, iPad, AppleTV, Android devices, Roku, Chromecast, FireTV, XBOX, PlayStation, Oculus Go and Samsung-connected TVs. It is also available via ESPN.com on the web.

In the spring of 2019, the Big 12 Conference and ESPN agreed to significantly expand their existing rights agreement, which runs through 2024-25. Under the expanded agreement, hundreds of additional Big 12 sports events annually are distributed on the Big 12 Now on ESPN+ digital platform.

Radio

WVU baseball can be heard on the radio throughout the state on the Mountaineer Sports Network. Andrew Caridii will have the play-by-play call, while Jake Weghorst provides color commentary.

Radio Schedule

The 2023 radio schedule began on March 21, vs. Hofstra, and continues with every game through the end of the season, including the postseason.

Listen for Free Online and on Mobile

Fans can listen to every broadcast of Mountaineer baseball for free on the WVU Gameday App and the TuneIn App on their mobile device, as well as online at WVUsports.com.

Receiving Information

Media members may receive press releases, notes and more via e-mail. To be added to the e-mail list, please e-mail adam.grossman@mail.wvu.edu.

WVUsports.com

Visit WVUsports.com for player and coaching staff bios, the latest news, stories and updated stats and the WVU baseball media guide and record book.

Athletics Communications

Baseball SID	Adam Grossman
Office Phone	304-293-2821
Cell Phone	304-288-8124
E-mail	adam.grossman@mail.wvu.edu
Fax	304-293-4105
Mailing Address	PO Box 0877 Morgantown, WV 26507-0877

2023 NUMERICAL ROSTER

No.	Name	Pos.	Yr.	Ht.	Wt.	B/T	Hometown	High School/Last School
1	Kevin Dowdell	LHP/OF	Gr.	6-1	210	L/L	Montevallo, Ala.	Calera HS/Calhoun CC
2	Tevin Tucker	INF	Gr.	6-0	180	R/R	Prince George, Va.	Prince George HS
5	Tyler Cox	OF	So.	5-10	185	L/R	Westbury, N.Y.	W.T. Clarke HS
6	Evan Smith	OF	So.	6-2	205	L/R	Ashburn, Va.	Briar Woods HS
7	Michael McKinney	INF	Fr.	6-3	160	R/R	Sophia, W. Va.	Independence HS/NC State
8	Dayne Leonard	C/INF	Gr.	6-0	195	R/R	Spring Green, Wis.	River Valley HS/Virginia Tech
9	Grant Hussey	1B	So.	6-3	225	L/R	Washington, W. Va.	Parkersburg South HS
11	Ben Hampton	LHP	Jr.	6-1	205	L/L	De Pere, Wis.	West De Pere HS
12	Blaine Traxel	RHP	Gr.	5-10	200	R/R	Burbank, Calif.	Bishop Alemany HS/Cal State Northridge
13	Braden Barry	OF	Jr.	6-4	190	R/R	Louisville, Ky.	Trinity HS
15	Maxx Yehl	LHP	Fr.	6-6	210	L/L	Portville, N.Y.	Portville Central HS
16	David Hagaman	RHP	R-Fr.	6-4	190	R/R	Egg Harbor City, N.J.	Holy Spirit HS
17	Carlson Reed	RHP	Jr.	6-4	195	L/R	Marietta, Ga.	Marietta HS
18	Skylar King	LHP/OF	Fr.	6-1	180	L/L	Columbia, S.C.	Brookland-Cayce HS
19	Tré Keels	OF	Fr.	6-0	185	R/R	Portsmouth, Va.	IMG Academy
20	Nick Matson	LHP	Fr.	5-11	160	R/L	Nanticoke, Pa.	Greater Nanticoke Area HS
21	Cole Fehrman	LHP	Fr.	6-3	180	R/L	Doylestown, Pa.	Central Bucks-West HS
23	Ellis Garcia	INF	Fr.	6-0	215	R/R	Elmwood Park, N.J.	P27 Academy
24	Aidan Major	RHP	So.	5-11	200	L/R	Mill Hall, Pa.	Central Mountain HS
25	Landon Wallace	OF	Jr.	6-2	170	R/R	Roseville, Calif.	Roseville HS/Nevada
26	Nick Barone	1B	Fr.	6-0	175	R/R	Montoursville, Pa.	Loyalsock Township HS
27	JJ Wetherholt	INF	So.	5-10	190	L/R	Mars, Pa.	Mars Area HS
30	Bryce Amos	RHP	Fr.	6-5	235	R/R	Shadyside, Ohio	Shadyside HS
31	Jake Carr	LHP	Sr.	5-10	170	L/L	St. Albans, W. Va.	St. Albans HS
32	Chris Sleeper	RHP	So.	6-3	225	R/R	Henrietta, N.Y.	Rush-Henrietta HS
33	Logan Sauve	C	Fr.	5-10	185	R/R	Boiling Springs, Pa.	Cumberland Valley HS
35	Gavin Van Kempen	RHP	Fr.	6-6	225	R/R	Castleton, N.Y.	Maple Hill HS
36	Noah Short	RHP	Gr.	6-1	195	R/R	Scott Depot, W. Va.	Hurricane HS/Morehead State
37	Grant Siegel	RHP	So.	6-1	195	R/R	Fort Lauderdale, Fla.	University School/Tulane
40	Carson Estridge	RHP	Fr.	6-7	210	L/R	Haymarket, Va.	Battlefield HS
41	Sam White	C/INF	Fr.	5-11	195	L/R	Aurora, Ontario, Canada	Aurora HS
42	Tommy Beam	RHP	R-Fr.	6-7	205	R/R	Gibsonia, Pa.	Pine-Richland HS
43	Robby Porco	RHP	Fr.	6-8	235	R/R	Warrington, Pa.	Central Bucks-South HS
44	Keegan Allen	RHP	So.	6-0	185	R/R	Rogers, Ark.	Bentonville HS/Oklahoma
45	Michael Kilker	RHP	So.	6-2	205	R/R	Hazleton, Pa.	Hazleton Area HS
46	Will Watson	RHP	So.	6-6	245	R/R	Brampton, Ontario, Canada	David Suzuki Secondary
50	Caleb McNeely	INF	R-Sr.	6-1	180	R/R	Versailles, Ky.	Woodford County HS/Walters State CC
83	Zack Ramppen	C/INF	Fr.	5-9	200	R/R	New Canaan, Conn.	New Canaan HS

2023 ALPHABETICAL ROSTER

No.	Name	Pos.
44	Keegan Allen	RHP
40	Bryce Amos	RHP
26	Nick Barone	1B
13	Braden Barry	OF
42	Tommy Beam	RHP
31	Jake Carr	LHP
5	Tyler Cox	OF
1	Kevin Dowdell	LHP/OF
40	Carson Estridge	RHP
21	Cole Fehrman	LHP
23	Ellis Garcia	INF
16	David Hagaman	RHP
11	Ben Hampton	LHP
9	Grant Hussey	1B
19	Tré Keels	OF
45	Michael Kilker	RHP
18	Skylar King	OF
8	Dayne Leonard	C/INF
24	Aidan Major	RHP
20	Nick Matson	LHP
7	Michael McKinney	INF
50	Caleb McNeely	INF
43	Robby Porco	RHP
83	Zach Ramppen	C/INF
17	Carlson Reed	RHP
33	Logan Sauve	C
36	Noah Short	RHP
37	Grant Siegel	RHP
32	Chris Sleeper	RHP
6	Evan Smith	OF
12	Blaine Traxel	RHP
2	Tevin Tucker	INF
35	Gavin Van Kempen	RHP
25	Landon Wallace	OF
46	Will Watson	OF
27	JJ Wetherholt	INF
41	Sam White	C/INF
15	Maxx Yehl	LHP

COACHES AND STAFF

Head Coach: Randy Mazey – 11th season
Associate Head Coach: Steve Sabins – 8th season
Assistant Coach: Mark Ginther – 5th season
Volunteer Assistant: Jacob Garcia – 4th season
Director of Baseball Operations: Joey Cuomo
Director of Player Development: Justin Oney
Strength & Conditioning Coach: Kelly Cosgrove
Athletic Trainer: Steven Rosier
Equipment Manager: Michael Stokes

PRONUNCIATION GUIDE

Nick Barone	Buh-rone
Kevin Dowdell	Dow-dell
Cole Fehrman	Ferr-man
Grant Hussey	Huss-ee
Randy Mazey	May-zee
Steve Sabins	Say-bins
Logan Sauve	Saw-vay
Grant Siegel	Seeg-ell
Maxx Yehl	Yell

ROSTER BREAKDOWN

By Class

Freshmen	15
Redshirt Freshmen	2
Sophomores	10
Juniors	4
Seniors	1
Redshirt Seniors	1
Graduate Students	5

By Position

Catchers	3
Infielders	10
Outfielders	7
Right-Handed Pitchers	15
Left-Handed Pitchers	6

By State

Pennsylvania	9
New York, Virginia, West Virginia	4
California, Kentucky, New Jersey, Ontario, Wisconsin	2
Alabama, Arkansas, Connecticut, Florida	
Georgia, Ohio, South Carolina	1



THIS WEEK IN THE BIG 12...

TUESDAY, APRIL 4

at Kansas 9, Missouri State 8 (10 inn.)
at No. 21 Texas 7, Air Force 1
Oklahoma 12, at Oral Roberts 2
Wichita State 13, at No. 16 Oklahoma State 6
Nebraska 6, at Kansas State 1
TCU 9, at Tarleton State 8
at Baylor 10, Stephen F. Austin 3

WEDNESDAY, APRIL 5

No. 24 West Virginia 15, Marshall 9

THURSDAY, APRIL 6

No. 16 Oklahoma State at TCU* 7 p.m.
North Dakota State at No. 22 Texas Tech 7:30 p.m.
Kansas State at No. 21 Texas* 7:30 p.m.
Oklahoma at Baylor* 7:30 p.m.

FRIDAY, APRIL 7

Kansas at No. 24 West Virginia* 6:30 p.m.
North Dakota State at No. 22 Texas Tech 7:30 p.m.
Kansas State at No. 21 Texas* 7:30 p.m.
Oklahoma at Baylor* 7:30 p.m.
No. 16 Oklahoma State at TCU* 9 p.m.

SATURDAY, APRIL 8

Kansas State at No. 21 Texas* 12 p.m.
Oklahoma at Baylor* 2 p.m.
North Dakota State at No. 22 Texas Tech 2 p.m.
Kansas at No. 24 West Virginia* 4 p.m.
No. 16 Oklahoma State at TCU* 4 p.m.

SUNDAY, APRIL 9

Kansas at No. 24 West Virginia* 3 p.m.

2023 BIG 12 STANDINGS

Team	Big 12		Overall	
	Record	Pct.	Record	Pct
#17 Oklahoma St.	6-3	.667	22-8	.733
#24 West Virginia	2-1	.667	22-7	.759
#21 Texas	4-2	.667	21-9	.700
Kansas State	5-4	.556	19-12	.613
TCU	5-4	.556	18-11	.621
Kansas	3-3	.500	13-14	.481
#22 Texas Tech	4-5	.444	20-9	.690
Oklahoma	2-4	.333	16-14	.533
Baylor	2-7	.222	10-19	.345

Updated 4/6/23

KEY TEAM NOTES

- Since debuting as a program in 1892, WVU has logged more than 2,200 wins, produced 27 Major League Baseball players, 24 All-Americans and one United States Olympian.
- The 2023 campaign marks the 131st year and 128th season of baseball at WVU. The Mountaineers are the second-oldest program in the Big 12.
- The Mountaineers were just one of five Power Five teams in 2022 to not lose more than two consecutive games. The other four were regional hosts Tennessee, Texas A&M, Maryland, and Auburn. They have not lost three straight since getting swept by fifth-ranked TCU, April 30 - May 1, 2021.
- Redshirt-senior Noah Short, junior Ben Hampton, and sophomore JJ Wetherholt each received All-Big 12 Honorable Mention status. Wetherholt and Chris Sleeper also earned spots on the All-Big 12 Freshman Team.
- Two key players the Mountaineers will have to replace are pitcher Trey Braithwaite and outfielder Austin Davis who each earned spots on the All-Big 12 First Team. Braithwaite was also named to the NCBWA All-America Third Team.
- Redshirt-senior Dayne Leonard led WVU in 2022 with a .331 average while Grant Hussey returns to the lineup after leading the Mountaineers with 11 home runs as a freshman.
- West Virginia welcomes 20 newcomers to the mix this season made up of 15 true freshmen and five transfers.

THE MAZEY EFFECT

Coach Randy Mazey is in his 11th season at the helm in Morgantown and owns a 318-237 mark with the Mountaineers.

- Mazey was named the Big 12 Coach of the Year and ABCA East Regional Coach of the Year in 2019, after leading West Virginia to its second NCAA Tournament appearance in three years.
- He became the first coach in WVU history to be selected for the Big 12's yearly honor, while the ABCA accolade was his second in three seasons and the fourth ever for a WVU coach.
- Mazey's Mountaineer teams have won at least 30 games in five different campaigns and have finished .500 or better in nine of his 10 seasons at the helm.
- Mazey's 2019 club won 38 games, the most in his WVU tenure and second-most in school history, sitting only behind the 1994 squad (40 wins).
- Last season's game against Baylor on April 9 marked Mazey's 500th game as the skipper of the Mountaineers.
- Now in his 17th season as a head coach, he is 504-397-2 in his career.
- He picked up his 500th win against Xavier. The first win of his career also came against Xavier in 1994 when he was the head coach at Charleston Southern.

HOMEGROWN TALENT

Four West Virginia natives are featured on the 2023 roster, tied for the second-most of any state (Pennsylvania, 9). Together, the group understands as well as anyone in the program about the honor and unique opportunity to represent the citizens of the Mountain State.

- The group includes redshirt-senior Noah Short (Scott Depot), senior Jake Carr (St. Alban's), sophomore Grant Hussey (Parkersburg), and freshman Michael McKinney (Sophia).

COUNTRY ROADS, TAKE ME HOME

Along with the squad's five in-state products, WVU is represented by 15 total states this season plus Canada.

- Pennsylvania leads the list with nine representatives, ahead of West Virginia (four), New York (four), and Virginia (four). WVU has two players from California, Kentucky, New Jersey, Wisconsin, Florida, Alabama, Arkansas, Connecticut, and Ontario, as well as one from Georgia, Ohio, and South Carolina.

MOUNTAINEER BREAKDOWN

Take a look inside WVU's 38-man roster this spring:

- The roster is comprised of 15 freshmen, two redshirt-freshman, 10 sophomores, four juniors, two seniors, four redshirt-seniors, and one fifth-year senior
- The group consists of four catchers, 10 infielders, seven outfielders, 15 RHPs and six LHPs.
- WVU also has a total of four players with the ability to play multiple positions in the field, as noted on the squad's roster page.

VETERAN ADDITIONS

West Virginia stocked up with veteran talent over the offseason, adding four players with prior Division I experience in addition to a standout junior college player.

- Pitchers Grant Siegel (Tulane) and Keegan Allen (Oklahoma) both transfer in as sophomores. Siegel went 7-1 with a 3.02 ERA and 53 strikeouts with the Green Wave as a freshman while Allen logged 7.0 innings on the mound as the Sooners finished National Runner-Up.
- Outfielder Landon Wallace comes to Morgantown after playing two years at Nevada where he hit .331 in 78 games for the Wolfpack.
- Infielder Caleb McNeely comes to WVU after hitting .376 with 49 home runs in three seasons at Walters State and was named the TCCAA Player of the Year in 2022
- Pitcher Blaine Traxel is the most-experienced transfer, having played four years at Cal State Northridge where he had a 3.43 ERA with 214 strikeouts in 270.1 innings pitched. He was also named All-Big West each of the past two seasons.

BRING IT ON

Once again this season, the Mountaineers will endure several stiff tests in its non-conference slate, mixed in with the always competitive Big 12 Conference.

- WVU has 12 opponents on its schedule that played in the 2022 NCAA Tournament. That includes Georgia Southern, Maryland, Arizona, VCU, Canisius, Hofstra, UNC Greensboro, Oklahoma State, Oklahoma, TCU, Texas and Texas Tech.
- Texas and Oklahoma each made it to Omaha with the Sooners finishing as National Runner-Up.
- In all, West Virginia will play 29 of its 56 games against NCAA Tournament teams, including 18 away from home.

MOVIN' UP THE CHARTS

Take a look at which Mountaineers are on their way toward joining the program's all-time top 10 in each different category:

Tevin Tucker -- 58 stolen bases (#6) -- Tied with Bobby Boyd (2012-14)

SPEED KILLS

Over the last five seasons, few have been better on the basepaths than the Mountaineers. According to the numbers, WVU's aggressive baserunning has become a part of the program's DNA.

- From 2018-21, West Virginia swiped 309 bases, good for No. 1 in the Big 12 Conference in that time.
- Additionally, the squad ranked No. 14 nationally and No. 1 among "Power 5" teams in stolen bases from 2018-21.
- Last season, the Mountaineers were as aggressive as ever on the basepaths, ranking No. 2 nationally in the category.
- With 156 stolen bases last season, WVU is re-writing the record book for the most in a single season in program history. The previous best was 114 bags stolen in 1986.
- Individually, junior OF Victor Scott II swiped 38 bags in 2022, good for No. 1 in single-season WVU history.

Mountaineer Stolen Bases (2018-present)

2023 -- 77 (29 games) -- No. 7 nationally
 2022 -- 156 (55 games) -- No. 2 nationally
 2021 -- 77 (52 games) -- No. 32 nationally
 2020 -- 39 (16 games) -- No. 8 nationally
 2019 -- 98 (60 games) -- No. 25 nationally
 2018 -- 95 (56 games) -- No. 17 nationally

WAGENER FIELD AT MONONGALIA COUNTY BALLPARK

Wagener Field at Monongalia County Ballpark took on Rick and Jay Wagener's namesake on Aug. 30, 2021, following a major gift donation of \$1 million to the program. Rick Wagener was a standout pitcher at WVU from 1968-71.

- The donation will help with the maintenance and upkeep at Monongalia County Ballpark, as well as assist in the team's greatest needs.
- Rick Wagener, who is a 1971 graduate and first-ever freshman to play at the varsity level for the Mountaineers, serves as the managing partner and registered principal at Wagener-Lee, LLC, a financial and investment advisor located in Columbia, Maryland. His wife, Jay, also is a WVU grad.
- Wagener spent three seasons in the New York Mets organization from 1971-73, after being selected by the club in the second round of the 1971 January Secondary Draft.
- Prior to last season's April 9's game against Baylor, the Mountaineers honored the Wageners with a field dedication ceremony.

HOME, SWEET HOME

The 2023 season marks West Virginia's ninth at beautiful Monongalia County Ballpark. With the help of Mountaineer Nation, the venue has become one of the greatest atmospheres in all of college baseball.

- WVU has tallied an impressive 119-63 mark at home since the ballpark opened in 2015. What's more, the club has never had a losing home record at the park and went 17-6 at the complex in 2022.
- The squad's 100th win at the stadium came in a 17-8 triumph over Marshall on April 6, 2022.
- The Mountaineers had a streak of 22 consecutive midweek, home wins from May 16, 2017, to April 27, 2022. Still, WVU has won 34 of its last 37 midweek, home games in Morgantown.
- A record crowd of 4,355 packed the stands to watch WVU's NCAA Regional opener vs. Fordham on May 31, 2019.
- Mon. County Ballpark was named BaseballParks.com's Ballpark of the Year in 2015.

FIRST CLASS

WVU has brought in some of its best talent in program history over the past six seasons, resulting in top-35 signing classes from 2018-23, according to Perfect Game. Year in and year out, the Mountaineers draw the attention of the nation's top players.

WVU's Signing Class Rankings (2018-22)

2023 -- No. 35
 2022 -- No. 34
 2021 -- No. 31
 2020 -- No. 35
 2019 -- No. 26
 2018 -- No. 25

WVU'S RECORD IN 2023 WHEN...

	Overall	Big 12
Home	8-2	0-0
Road	13-5	2-1
Neutral	1-0	0-0
Day Games (before 5 p.m.)	18-5	1-1
Night Games (after 5 p.m.)	4-2	1-0

vs. Top 25	1-0	0-0
Following Win	16-5	0-1
Following Loss	6-1	1-0

WVU Scores First	14-5	1-0
Opponent Scores First	8-2	1-1
WVU Scores in the 1st	7-5	0-0
Opp. Scores in the 1st	7-1	1-0

vs. Right-Handed Starter	15-5	1-1
vs. Left-Handed Starter	7-2	1-0

Hitting One Home Run	8-0	0-0
Hitting 2+ Home Runs	9-2	2-0
Not Hitting a Home Run	5-5	0-1

Shutouts	1-0	0-0
Extra Innings	2-0	0-0

Out-Hit Opponent	17-3	2-0
Equal Number of Hits	3-0	0-0
Get Out Hit by Opponent	2-4	0-1

One-Run Games	4-1	0-0
Two-Run Games	2-1	0-0
Five+ Run Games	11-3	1-1

Leading After 6	19-1	2-0
Trailing After 6	2-6	0-1
Tied After 6	1-0	0-0
Leading After 7	20-0	2-0
Trailing After 7	2-7	0-1
Tied After 7	0-0	0-0
Leading After 8	19-0	2-0
Trailing After 8	0-7	0-1
Tied After 8	3-0	0-0

Commit 0 Errors	10-1	2-0
Commit 1 Error	5-2	0-1
Commit 2+ Errors	7-4	0-0

Score 0-2 Runs	0-3	0-1
Score 3-5 Runs	4-4	0-0
Score 6-9 Runs	11-0	1-0
Score 10 or More Runs	7-0	1-0
Allow 0-2 Runs	9-0	0-0
Allow 3-5 Runs	8-2	1-0
Allow 6-9 Runs	5-4	1-1
Allow 10 or More Runs	0-1	0-0

February	4-3	0-0
March	16-3	1-0
April	2-1	1-1
May	0-0	0-0

Monday	0-0	0-0
Tuesday	2-1	0-0
Wednesday	4-0	0-0
Thursday	0-0	0-0
Friday	3-1	0-0
Saturday	6-2	0-0
Sunday	3-3	0-0



SERIES HISTORY VS. KANSAS

All-Time	WVU leads, 18-12
Under Coach Mazey	WVU leads, 18-12
Last Meeting	April 29-May 1, 2022
In Morgantown	WVU leads, 10-5
In Lawrence	Kansas leads, 6-5
Neutral Site	WVU leads, 3-1

RECENT MEETINGS VS. KANSAS

5/1/22	W, 10-8&
4/30/22	W, 10-7&
4/29/22	L, 3-7&
5/25/21	W, 8-7^
3/27/21	W, 15-2*

*Morgantown, W. Va. ^Oklahoma City, Okla. &Lawrence, Kan.

STATISTICAL COMPARISON

(2023 NCAA/Conference Rankings in parentheses)



22-7 (2-1)	Record (Conf.)	13-14 (3-3)
8-2	Home	6-0
13-5 (1-0)	Road (Neutral)	2-9 (5-5)
.759	Win-Loss Pct.	.481

HITTING STATISTICS

.301 (47/3)	Batting Average	.274 (160/7)
304 (27/3)	Hits	246 (171/9)
235 (37/4)	Runs	161 (195/8)
8.1 (46/3)	Runs Per Game	6.0 (205/8)
67 (17/3)	Doubles	57 (78/5)
11 (16/2)	Triples	6 (115/6)
38 (60/6)	Home Runs	28 (143/7)
.418 (24/2)	On Base Pct.	.365 (198/8)
.502 (40/3)	Slugging Pct.	.444 (127/7)
161 (27/4)	Walks	114 (201/9)
77 (7/1)	Stolen Bases	14 (266/8)
20 (21/1)	Sacrifice Bunts	10 (117/5)
14 (76/4)	Sacrifice Flies	12 (119/7)
52 (27/1)	Hit by Pitch	22 (251/8)

PITCHING STATISTICS

4.07 (25/2)	ERA	5.73 (139/8)
2.20 (75/5)	K-to-BB Ratio	1.89 (139/6)
8.5 (173/7)	K per 9 Inn.	7.8 (226/8)
3.86 (49/3)	BB per 9 Inn.	4.14 (80/6)
7.99 (37/2)	Hits per 9 Inn.	9.22 (107/7)
1.32 (31/2)	WHIP	1.48 (86/5)
1 (95/4)	Shutouts	3 (18/2)

FIELDING STATISTICS

.970 (133/6)	Fielding Pct.	.980 (20/2)
19 (116/6)	Double Plays	22 (64/3)
n/a	Triple Plays	n/a

(As of 4/6/23)

SCOUTING REPORT

- Kansas enters the weekend winners of five straight with an overall record of 13-14. In the Big 12, they currently sit at 3-3 after sweeping Baylor last weekend.
- Dan Fitzgerald is in his first year as head coach of the Jayhawks after one year as an assistant at LSU and 10 years at Dallas Baptist
- Kodey Shojinaga leads the Jayhawks with a .388 batting average while Janson Reeder has a team-high six home runs and 23 RBI.
- Friday night starter Collin Baumgartner leads the pitching staff with a 3.69 ERA and 35 strikeouts. Sam Ireland will get the start on Saturday and is currently 3-3 with a 4.58 ERA and 27 strikeouts
- As a team, the Jayhawks are sure-handed in the field as they are 20th in the country with a .980 fielding percentage

RECORD VS. 2023 OPPONENTS

Here's how the Mountaineers have stacked up against their 2023 opponents over the years:

Name	Last Played	Record
Georgia Southern	2023	9-19
Maryland	2023	29-39-1
Arizona	2023	2-1
VCU	2023	1-3
Richmond	2023	22-14
Canisius	2023	13-5
Minnesota	2023	4-3
Appalachian State	2023	2-1
UNC Greensboro	2023	4-0
Hofstra	2023	1-1
Xavier	2023	2-3
Marshall	2023	54-25
Kansas State	2023	18-13
Kansas	2022	18-12
Penn State	2022	44-71
Oklahoma State	2022	13-22
Pitt	2022	112-93
TCU	2022	8-24
Baylor	2022	14-14
Oklahoma	2022	13-19
Texas Tech	2022	16-17
Texas	2022	16-13

BIG 12 RECOGNITION

Two Mountaineers were honored by the Big 12 on Feb. 27 as sophomore JJ Wetherholt was named Player of the Week while fifth-year Blaine Traxel took home Pitcher of the Week.

- Wetherholt hit .529 (9-for-17) with two home runs, three doubles, four RBI, six runs, and eight stolen bases while leading the Mountaineers to a 3-1 week against No. 13 Maryland and Arizona.
- Traxel threw a complete game with six strikeouts while allowing just one run against the Wildcats

It is the 14th time in WVU history that a Mountaineer has claimed Player of the Week honors and the first since Austin Davis on April 11, 2022 while Traxel is the 16th Mountaineer to take home Big 12 Pitcher of the Week and the first since Jackson Wolf on March 29th, 2021.

MIDSEASON ALL-AMERICAN

Sophomore JJ Wetherholt was named a Midseason All-American by Perfect Game and D1Baseball. He was also named D1Baseball's Breakout Star halfway through the season.

GOLDEN SPIKES WATCH LIST

Wetherholt was also named to the USA Baseball Golden Spikes Midseason Watch List. He is the first Mountaineers on the midseason watch list since Alek Manoah in 2019.

IN THE POLLS

Date	D1	BA	CB	PG	USA	NCBWA
Pre	NR	NR	NR	NR	NR	NR
2/20	NR	NR	NR	NR	NR	NR
2/27	NR	NR	NR	NR	NR	RV
3/6	NR	NR	NR	NR	NR	NR
3/13	NR	NR	NR	NR	RV	RV
3/20	24	NR	NR	RV	RV	26
3/27	24	NR	NR	NR	RV	25
4/3	24	19	28	RV	24	22

D1 = D1Baseball | **BA** = Baseball America | **CB** = Collegiate Baseball | **PG** = Perfect Game | **USA** = USA Today Coaches | **NCBWA** = National Collegiate Baseball Writers Association

D1 BASEBALL POSITION RANKINGS

Multiple Mountaineers earned spots on D1Baseball's Position Rankings

Dayne Leonard
Catcher
Presesason - #20
Week 6 - #34

JJ Wetherholt
Second Base
Presesason - #34
Week 6 - #1

Tevin Tucker
Second Base
Week 6 - #36

Braden Barry
Outfield
Week 6 - #100

Ben Hampton
Starting Pitcher
Preseason - #81
Week 6 - #83

Aidan Major
Starting Pitcher
Preseason - #144

Carlson Reed
Starting Pitcher
Preseason - #148

Blaine Traxel
Starting Pitcher
Midseason - #58

GET OFF THE TRAX, BLAINE'S COMING

Fifth-year senior Blaine Traxel leads the nation with 56.0 innings pitched and four complete games. He has thrown nine in his collegiate career with five coming at CSUN

- His complete game against Arizona on Feb. 25 was the first for a Mountaineer since Jackson Wolf against Texas in the 2021 Big 12 Tournament.
- His second came against VCU on March 4
- After throwing 8.0 innings against Minnesota, he hurled his third CG against UNC Greensboro on March 18
- His fourth complete game came against Xavier, punching out seven in a 7-2 win
- He is the first Big 12 pitcher to have four complete games in a season since 2019 (Ryan Cyr, KU)

CYCLE!

Redshirt-senior Caleb McNeely hit for the cycle on March 31, at Kansas State.

- It was the first for WVU since Billy Fleming accomplished the feat against Kansas in 2014
- It is just the 4th cycle in 128 seasons of Mountaineer baseball as McNeely joined Fleming, Bob Spangler against Coppin State in 1998, and Hal Grossman against Ohio Wesleyan in 1939

ROAD WARRIORS

In its first Big 12 series of the year, WVU took two of three against Kansas State in Manhattan. In 11 Big 12 matchups this season so far, the Mountaineers are the only road team to claim the series.

HE'S STEALING HOME

The Mountaineers are always looking to run even when they are on third as they have already executed three straight steals of home this season

- Landon Wallace stole home in the season opener against Georgia Southern and against App State on March 15
- JJ Wetherholt stole home in the 11th inning against Arizona which proved to be the winning run in a 6-5 victory

RUNS GALORE

In the five-game road trip against App State and UNC Greensboro, WVU outscored the Mountaineers and Spartans by a combined score of 76-9

- WVU scored 18 runs in each of the two games against App State before exploding for 28 runs in game one against UNCG. It was the most for WVU since scoring 28 against Seton Hall in 2006.

DON'T FORGET ABOUT THE PITCHERS

Lost in the offensive explosion, WVU pitchers had a spectacular week of their own as they allowed just nine runs in five games against App State and UNCG, culminating in a one-hit shutout on Sunday against the Spartans

GET ON THE BUSS

In the doubleheader against UNC Greensboro, sophomore Grant Hussey hit a home run in both games. It was the second and third home runs of the season for the Parkersburg, West Virginia native after setting a WVU freshman record with 11 in 2022

HAMPTON INN

Junior left-handed pitcher Ben Hampton got the ball on opening day for the Mountaineers

- The De Pere, Wisconsin, native is coming off a season in which he went 8-5 in 15 starts on the mound
- In the season opener against Georgia Southern, Hampton struck out eight in 6.0 innings while allowing just one hit and one earned run
- He finished last season with a 4.66 ERA and 90 strikeouts against just 27 walks in 83.0 innings pitched.
- In all, the lefty fanned at least five batters in 14 of his 15 starts last spring. He also has limited his walks to one or fewer in nine of his starts.
- Hampton opened some eyes over the summer as he led the Cape Cod League with 49 strikeouts in 42.2 innings, pitching for the Chatham Anglers
- In 2021, Hampton's 4-3 record and 4.83 ERA earned him Freshman All-America honors by Perfect Game/Rawlings. He fanned 47 on just 15 walks in 54.0 innings (14 app./10 starts).

SHORT-CHANGED

West Virginia was placed sixth in the Preseason Big 12 Poll, which was voted on by the conference's nine head coaches. However, WVU finished above its preseason ranking for the sixth time in the last nine complete seasons inside the league. In fact, WVU set a program record for most Big 12 wins in one season, with 14, in 2022.

Year	Preseason Big 12 Rank	Final Big 12 Rank
2013	9th	4th
2014	7th	6th
2016	6th	4th
2017	5th	4th
2019	6th	4th
2022	8th	6th
2023	6th	

IN THE DRAFT

Since its first two selections in 1965, the West Virginia University baseball team has seen 102 players taken in the MLB Draft, including 32 in the Randy Mazey era (2013-present).

- WVU had at least two players drafted in nine of the last 10 seasons, including three in 2022.
- The squad's 2022 draftees were: RHP Jacob Watters (4th round, 124th pick, Oakland), OF Victor Scott II (5th round, 157th pick, St. Louis), and RHP Trey Braithwaite (16th round, 483rd pick, Cincinnati).
- In all, the Mountaineers have had 10 players taken in the first five rounds of MLB Drafts over the years. Two of them were first rounders - Alek Manoah (2019, 11th overall, Toronto) and Chris Enochs (1997, 11th overall, Oakland).

THE LAST TIME...

A Mountaineer Hitter Had:

Seven At-Bats	Caleb McNeely, at UNC Greensboro, 3/18/23
Six Hits	Vince Belnome, Cincinnati, 5/10/09
Five Hits	JJ Wetherholt, at App State, 3/14/23
Four Hits	Caleb McNeely, at Kansas State, 3/31/23
Five Runs	Grant Buckner, Notre Dame, 5/8/10
Four Runs	Braden Barry, at UNC Greensboro, 3/18/23
Three Doubles	Austin Davis, at Texas Tech, 4/24/22
Two Triples	Victor Scott II, at Jacksonville, 2/15/20
Grand Slam	Evan Smith, at Texas Tech, 4/24/22
Hit For the Cycle	Caleb McNeely, at Kansas State, 3/31/23
10 RBIs	Grant Buckner, Notre Dame, 5/8/10
Nine RBIs	Vince Belnome, Cincinnati, 5/10/09
Eight RBIs	Kevin Brophy, vs. Illinois, 2/24/18
Seven RBIs	Victor Scott II, Canisius, 3/1/22
Six RBIs	JJ Wetherholt, at App State, 3/14/23
10+ Total Bases	Caleb McNeely, at Kansas State, 3/31/23
Four Walks	Logan Sauve, at App State, 3/15/23
Three Walks	4, Logan Sauve, at App State, 3/15/23
Four Strikeouts	Grant Hussey, at TCU, 4/1/22
Stole Home	Landon Wallace, at App State, 3/15/23
Five Stolen Bases	Babe Barna, at St. Vincent, 5/22/37
Four Stolen Bases	Victor Scott II, Oklahoma State, 4/16/22
Three Stolen Bases	JJ Wetherholt, at Maryland, 2/21/23
Three Home Runs	Kevin Brophy, vs. Illinois, 2/24/18
Two Home Runs	Caleb McNeely, at Marshall, 4/5/23
Inside-The-Park Home Run	Nathan Blasick, Oklahoma, 5/7/21
Walk-Off Home Run	Mikey Kluska, Central Michigan, 3/13/21
Walk-Off Hit	JJ Wetherholt, vs. Xavier, 3/24/23
Pinch-Hit Home Run	Kevin Dowdell, Kansas State, 5/19/22
HR in Both Games of DH	Grant Hussey, at UNC Greensboro, 3/18/23

A Mountaineer Pitcher Had:

No-Hitter	T. Strehay, D. Meadows, S. Gonzalez, J. Watters, Kent State, 3/4/20
Solo No-Hitter (7 innings)	Josh Whitlock, Coppin State, 4/3/07
Solo No-Hitter (9 innings)	Billy Biggs, Buffalo, 3/8/02
Solo One-Hitter	Nick Snyder, Marshall, 4/30/19
One-Hitter	G. Siegel, R. Porco, K. Allen, N. Short, C. Reed, at UNCG, 3/19/23
Complete Game	Blaine Traxel, vs. Xavier, 3/25/23
9-Inning Complete Game	Blaine Traxel, vs. Xavier, 3/25/23
15+ Strikeouts	15, Jacob Watters, Texas, 5/7/22
10+ Strikeouts	10, Ben Hampton, at Kansas State, 3/31/23

A WVU Team:

Scored 30+ Runs	30, New Jersey Tech, 3/8/09
Scored 25+ Runs	28, at UNC Greensboro, 3/18/23
Scored 20+ Runs	28, at UNC Greensboro, 3/18/23
Had 30+ Hits	32, New Jersey Tech, 3/8/09
Had 25+ Hits	29, at Coastal Carolina, 2/25/17
Had 20+ Hits	23, at UNC Greensboro, 3/18/23
Had 10+ Doubles	14, Coppin State, 4/21/98
Had 5+ Doubles	5, at Marshall, 4/6/23
Had 3+ Triples	3, at Nicholls, 3/2/17
Had Seven Home Runs	Duquesne, 5/7/97
Had Six Home Runs	vs. Bryant, 2/28/21
Had Five Home Runs	at Kansas, 5/1/22
Had 10+ Walks	10, vs. Xavier, 3/26/23
Stole 10+ Bases	10, vs. Pitt, 4/20/22
Stole 5+ Bases	5, at App State, 3/15/23
Had Two or Fewer Hits	2, Texas, 5/7/22
Was No-Hit (7 innings)	at Marietta, L 1-3, 3/20/82
Was No-Hit (9 innings)	at Georgetown, L 0-3, 4/24/26
Struck Out 15+ Batters	17, Texas, 5/7/22
Walked 10+ Batters	11, vs. Oklahoma, 5/25/22
Had a Shut Out	at UNC Greensboro, 3/19/23
Was Shut Out - Overall	Texas, L 0-11, 5/7/22
Was Shut Out - At Home	Texas, L 0-11, 5/7/22
Was Shut Out - On the Road	at Baylor, L 0-12, 3/23/19
Had 50+ At-Bats	55, at UNC Greensboro, 3/18/23
Had 20+ RBIs	21, 55, at UNC Greensboro, 3/18/23
Had 50+ Total Bases	51, at Coastal Carolina, 2/25/17
Had 30+ Total Bases	30, at Marshall, 4/5/23

The Mountaineers:

Beat a Top-5 Team	vs. #3 Oklahoma State, 5-2, 4/16/22
Beat a Top-10 Team	at #8 Texas Tech, 15-4, 4/24/22
Beat a Top-10 Team on the Road	at #8 Texas Tech, 15-4, 4/24/22
Beat a Top-25 Team	at #13 Maryland, 8-6, 2/21/23
Won Home Series vs. Top-10 Team	#3 TCU, 2-1, 4/14-16/17
Won Series at Top-10 Team	at #10 TCU, 2-1, 4/1-3/22
Won Home Series vs. Top-25 Team	#11 Texas Tech, 2-1, 4/12-14/19
Won Series at Top-25 Team	at #10 TCU, 2-1, 4/1-3/22
Swept a Big 12 Opponent	Kansas State, 5/19-5/21/22
Swept by a Big 12 Opponent	TCU, 4/30-5/2/21



BIG 12'S BEST

Check out where the Mountaineers rank among the best of the Big 12 Conference in each category in 2023.

Category	Name	Rank - Value
Batting Average	JJ Wetherholt	1st - .463
Complete Games	Blaine Traxel	1st - 4
Doubles	JJ Wetherholt	2nd - 14
Doubles/game	JJ Wetherholt	2nd - 0.48
ERA	Blaine Traxel	4th - 2.57
Games Started	Ben Hampton	2nd - 7
Games Started	Blaine Traxel	2nd - 7
Games Started	Grant Siegel	2nd - 7
Hit-by-pitch	Dayne Leonard	1st - 10
Hit-by-pitch	Tevin Tucker	1st - 10
Hits	JJ Wetherholt	1st - 56
Hits/game	JJ Wetherholt	1st - 1.93
Hits allowed/9	Blaine Traxel	7.07 - 7th
Home Runs	Caleb McNeely	3rd - 8
OBP	JJ Wetherholt	2nd - .531
Runs	JJ Wetherholt	1st - 39
Runs	Braden Barry	2nd - 35
RBI	JJ Wetherholt	5th - 33
RBI/game	JJ Wetherholt	4th - 1.14
Runs/game	JJ Wetherholt	1st - 1.34
Runs/game	Braden Barry	4th - 1.21
Sacrifice Bunts	Tevin Tucker	1st - 7
Sacrifice Bunts	Braden Barry	2nd - 4
Saves	Carlson Reed	6th - 2
Slugging Percentage	JJ Wetherholt	2nd - .769
Slugging Percentage	Caleb McNeely	7th - .660
Stolen Bases	JJ Wetherholt	1st - 26
Stolen Bases	Braden Barry	4th - 14
Stolen Bases	Tevin Tucker	8th - 11
Stolen Bases	Landon Wallace	9th - 10
Strikeouts	Ben Hampton	5th - 43
Strikeouts/BB	Blaine Traxel	3rd - 4.00
Total Bases	JJ Wetherholt	2nd - 93
Total Bases	Caleb McNeely	7th - 70
Toughest to K	JJ Wetherholt	1st - 11.0
Toughest to K	Ellis Garcia	5th - 8.9
Triples	Caleb McNeely	3rd - 3
Triples	Landon Wallace	3rd - 3
Triples	Braden Barry	6th - 2
Triples	Tevin Tucker	6th - 2
Victories	Blaine Traxel	1st - 5
WHIP	Blaine Traxel	2nd - 0.96
BB/9	Blaine Traxel	1st - 1.61

Bold - National Leader



MANOAH NAMED OPENING DAY STARTER

Former Mountaineer Alek Manoah earned the opening day start for the Toronto Blue Jays on Thursday. The 2019 first-round pick is 25-9 with a 2.60 ERA and 307 strikeouts in his career since making his debut in 2021.

- It is the third straight year that a former Mountaineer has started on opening day as John Means earned the honor for the Baltimore Orioles in 2021 and 2022.

MOUNTAINEER HONORS

Take a look at all the accolades and acknowledgements gathered by members of the WVU baseball team during the 2022 season:

Braden Barry
CoSIDA Academic All-District 2 First Team

Nathan Blasick
CoSIDA Academic All-District 2 First Team

Trey Braithwaite
All-Big 12 First Team
NCBWA Stopper of the Year Midseason Watch List
Big 12 Newcomer of the Week - April 4
WVU Student-Athlete of the Week - April 4
NCBWA Stopper of the Year Preseason Watch List

Austin Davis
All-Big 12 First Team
WVU Student-Athlete of the Week - April 25
Big 12 Player of the Week - April 11
WVU Student-Athlete of the Week - April 11

Ben Hampton
All-Big 12 Honorable Mention

McGwire Holbrook
All-Big 12 Second Team
Cambria College Classic All-Tournament Team

Grant Hussey
WVU Student-Athlete of the Week - May 2
Preseason Big 12 Freshman of the Year (Perfect Game)

Dayne Leonard
Co-Big 12 Newcomer of the Week - May 9

Victor Scott II
WVU Student-Athlete of the Week - April 18

Noah Short
All-Big 12 Honorable Mention
NCBWA Stopper of the Year Preseason Watch List

Chris Sleeper
Big 12 All-Freshman Team

Jacob Watters
All-Big 12 Honorable Mention
One of Collegiate Baseball Newspaper's National Players of the Week - May 9
Preseason All-America Third Team (NCBWA)
NCBWA Stopper of the Year Preseason Watch List

JJ Wetherholt
All-Big 12 Honorable Mention
Big 12 All-Freshman Team
Big 12 Newcomer of the Week - Feb. 21
WVU Student-Athlete of the Week - Feb. 21



MOUNTAINEER PLAYER NOTES










1	KEVIN DOWDELL Position..... LHP/OF Class..... Graduate Student Hometown..... Montevallo, Ala. Prev. School/High School..... Calhoun CC/Calera HS	<ul style="list-style-type: none"> Two-way player, who saw action on the mound, in the field and as a designated hitter Hit a home run against UNGC on March 18 Struck out two against App State on March 14 	<ul style="list-style-type: none"> Hit first career home run on May 4, 2022 against Charleston 	CAREER HIGHS IP..... 1.2, 4/23/22, at Texas Tech BF..... 11, 4/23/22, at Texas Tech SO..... 2, (2x) 3/14/23, at App State H..... 4, 4/23/22, at Texas Tech BB..... 2, 4/23/22, at Texas Tech	CAREER HIGHS Hits..... 2 (2x), 3/24/23 vs. Xavier Runs..... 2, 3/18/23 at UNGC RBI..... 3, (2x), 3/18/23 at UNGC SB..... 2, 3/19/22, at Campbell SO..... 2, (2x) 3/25/23 vs. Xavier
2	TEVIN TUCKER Position..... INF Class..... Graduate Student Hometown..... Prince George, Va. Prev. School/High School..... Prince George HS	<ul style="list-style-type: none"> Had four hits vs. Minnesota on March 10 Hit home run vs. No. 13 Maryland on Feb. 21 Ranks No. 7 on WVU's career stolen bases list (53) Played and started in all 55 games at shortstop in 2022 	<ul style="list-style-type: none"> Missed entire 2021 season due to injury (redshirted) Started all 60 games at shortstop for WVU's NCAA Regional squad in 2019 Has played and started in 159 games as a Mountaineer 	CAREER HIGHS Hits..... 4, 3/10/23 vs. Minnesota Runs..... 4, 3/10/23 vs. Minnesota RBI..... 4, 3/19/19, vs. Youngstown St. SB..... 3, 4/16/19, vs. George Washington SO..... 3, (2x), 4/7/19, at Oklahoma St.	
5	TYLER COX Position..... OF Class..... Sophomore Hometown..... Westbury, N.Y. Prev. School/High School..... W.T. Clarke HS	<ul style="list-style-type: none"> Played 31 games with three starts in 2022 Finished the year with five runs and four stolen bases First career hit (a double) came on Feb. 19, 2022 vs. Kent State 		CAREER HIGHS Hits..... 1, (6x), 2/18/23 at Georgia Southern Runs..... 1, (6x), 2/19/23 at Georgia Southern RBI..... 1, (2x), 2/23/23 at Arizona SB..... 2, 3/4/22, at Minnesota SO..... 2, (2x) 5/13/22 at Oklahoma State	
6	EVAN SMITH Position..... OF Class..... Sophomore Hometown..... Ashburn, Va. Prev. School/High School..... Briar Woods HS	<ul style="list-style-type: none"> Played in 30 games with eight starts Hit .189 with a home run and 10 RBI Also collected four doubles and stole three bases Hit first career home run – a grand slam – at Texas Tech on April 24 	<ul style="list-style-type: none"> Ranked as the No. 1 third baseman in Virginia by Perfect Game 	CAREER HIGHS Hits..... 2, (2x), 4/24/22 at Texas Tech Runs..... 2, (2x), 2/19/23 at Georgia Southern RBI..... 4, 4/24/22, at Texas Tech SB..... 1, (3x), 3/29/22 at Marshall SO..... 2, (2x), 2/25/23 at Arizona	
7	MICHAEL MCKINNEY Position..... INF Class..... Freshman Hometown..... Sophia, W. Va. Prev. School/High School..... NC State/Independence HS	<ul style="list-style-type: none"> Redshirting after transferring mid-year from NC State Ranked No. 1 shortstop and No. 2 overall prospect in West Virginia by Perfect Game 2022 Perfect Game Preseason All-American Honorable Mention 	<ul style="list-style-type: none"> 2020 & 2021 Perfect Game Underclassmen All-America Honorable Mention 	CAREER HIGHS Hits..... Runs..... RBI..... SB..... SO.....	
8	DAYNE LEONARD Position..... C/INF Class..... Graduate Student Hometown..... Spring Green, Wis. Prev. School/High School..... Virginia Tech/River Valley HS	<ul style="list-style-type: none"> Ranked #20 catcher in D1Baseball position rankings Went 4-for-4 against UNGC (3/18) Hit go-ahead home run against VCU on March 4 Had game-winning single in 8th inning against Canisius on March 4 	<ul style="list-style-type: none"> Had four RBI in win over App State (3/15) Hit .331 in 48 games, with three home runs and 23 RBI in 2022 	CAREER HIGHS Hits..... 4, 3/18/23 at UNGC Runs..... 4, 3/18/23 at UNGC RBI..... 4, (3x), 3/15/23 at App State SB..... 1, (5x), 3/28/23 vs. Marshall SO..... 3, 3/18/22, at Campbell	
9	GRANT HUSSEY Position..... 1B Class..... Sophomore Hometown..... Parkersburg, W. Va. Prev. School/High School..... Parkersburg South HS	<ul style="list-style-type: none"> Had two home runs in the series at Kansas State Hit home runs in both games of doubleheader at UNGC (3/18) Hit home run vs. Arizona on Feb. 26 Hit .244 with a team-best 11 home runs and 35 	<ul style="list-style-type: none"> RBI in 2022 Started in 54 of WVU's 55 games at first base in 2022 No. 1-ranked player in West Virginia, as well as the No. 79 overall prospect by Perfect Game 	CAREER HIGHS Hits..... 3, (2x), 4/5/23, at Marshall Runs..... 3, (2x) 4/23/23 at Kansas State RBI..... 4, (2x), 3/25/22, vs. Youngstown State SB..... 1, 4/20/22, vs. Pitt SO..... 4, (2x), 4/1/22, at TCU	
11	BEN HAMPTON Position..... LHP Class..... Junior Hometown..... De Pere, Wis. Prev. School/High School..... West De Pere HS	<ul style="list-style-type: none"> Matched a career-high with 10 strikeouts at K-State on March 31 Struck out 8 in season opener at Georgia Southern 2022 All-Big 12 Honorable Mention 2022 Academic All-Big 12 First Team 	<ul style="list-style-type: none"> Went 8-5 with a 4.66 ERA in 15 appearances, all starts Tallied a team-best 90 strikeouts with just 41 walks in 83 innings Led the Cape Cod League in 2022 with 49 strikeouts in 42.2 	CAREER HIGHS IP..... 7.2 (2x), 3/4/23 vs. Canisius BF..... 31, 4/2/22, at TCU SO..... 10, (2x), 3/31/23, at Kansas State BB..... 5, 5/14/22, at Oklahoma Hits..... 10, 4/23/22, at Texas Tech	
12	BLAINE TRAXEL Position..... RHP Class..... Graduate Student Hometown..... Burbank, Calif. Prev. School/High School..... CSUN/Bishop Alemany HS	<ul style="list-style-type: none"> Went the distance for the fourth time against Xavier (3/25) Threw third complete game against UNGC (3/18) Hurled 2nd straight complete game against VCU Threw a complete game against Arizona (2/25) with 	<ul style="list-style-type: none"> six strikeouts Played four seasons at Cal State Northridge, earning multiple All-Big West honors Ranked in CSUN's top 10 in strikeouts (214) and games pitched (75) 	CAREER HIGHS IP..... 9.0 (9x), 3/25/23 vs. Xavier BF..... 42, 3/7/20 at Gonzaga SO..... 11, 5/29/21, UC San Diego BB..... 5, 5/26/22 vs. UC San Diego Hits..... 13, 3/7/20 at Gonzaga	
13	BRADEN BARRY Position..... OF Class..... Junior Hometown..... Louisville, Ky. Prev. School/High School..... Trinity HS	<ul style="list-style-type: none"> Hit go-ahead home run against Kansas State (4/2) Went 7-for-14 in series against Minnesota Hit three-run home run in home opener against Canisius Hit a three-run home run in 13-4 win over Georgia Southern 	<ul style="list-style-type: none"> 2022 CoSIDA Academic All-District First Team 2022 Academic All-Big 12 First Team 	CAREER HIGHS Hits..... 3, (3x), 3/12/23 vs. Minnesota Runs..... 4, 3/18/23 at UNGC RBI..... 3, (9x), 4/2/23 at Kansas State SB..... 2, (7x), 3/22/23 vs. Minnesota SO..... 3, (3x) 2/17/23 at Georgia Southern	
15	MAXX YEHL Position..... LHP Class..... Freshman Hometown..... Portville, N.Y. Prev. School/High School..... Portville Central HS	<ul style="list-style-type: none"> Made debut with a hitless inning against Georgia Southern on Feb. 18 Played at Portville Central High for coach Michael Matz PBR New York Player of the Year Struck out 106 batters in 45 innings as a senior (0.93 	<ul style="list-style-type: none"> ERA) Did not allow a run in his junior campaign Listed as the No. 232 overall prospect by Perfect Game 	CAREER HIGHS IP..... 1.2, 3/8/23 vs. Canisius BF..... 6, 3/8/23 vs. Canisius SO..... 2, 3/14/23 at App State BB..... 1, (5x), 4/23/23 at Kansas State Hits..... 1, (3x) 4/23/23 at Kansas State	
16	DAVID HAGAMAN Position..... RHP Class..... Freshman Hometown..... Egg Harbor City, N.J. Prev. School/High School..... Holy Spirit HS	<ul style="list-style-type: none"> Hasn't given up an earned run since first appearance of the season (12.1 innings) Threw 2.2 hitless innings at Kansas State (4/2) Threw 2.0 coreless innings against the Diamondbacks Threw 2.0 scoreless innings against Maryland (2/21) 	<ul style="list-style-type: none"> Redshirted in 2022 2021 Perfect Game/Rawlings Preseason All-America High Honorable Mention 2020 Perfect Game Preseason Underclass All-America Honorable Mention 	CAREER HIGHS IP..... 2.2, 4/23/23 at Kansas State BF..... 9, 4/23/23 at Kansas State SO..... 3, 4/5/23 at Marshall BB..... 2, (2x), 2/24/23 at Arizona Hits..... 1, (5x) 4/5/23 at Marshall	
17	CARLSON REED Position..... RHP Class..... Junior Hometown..... Marietta, Ga. Prev. School/High School..... Marietta HS	<ul style="list-style-type: none"> Earned the save against Marshall (3/28) Threw 2.2 perfect innings with five strikeouts against Hofstra on March 21 Threw 2.0 scoreless against Minnesota on March 12 Got the save against Canisius on March 4 Earned the win with 2.0 scoreless innings against 	<ul style="list-style-type: none"> Arizona (2/24) Ranked No. 148 starting pitcher in D1Baseball's 2023 position rankings 2022 Academic All-Big 12 Second Team 	CAREER HIGHS IP..... 5.2, 5/5/21, vs. Pitt BF..... 23, 5/5/21, vs. Pitt SO..... 6, 5/5/21, vs. Pitt BB..... 4, 4/11/21, vs. Marshall Hits..... 6, three times	
18	SKYLAR KING Position..... OF Class..... Freshman Hometown..... Columbia, S.C. Prev. School/High School..... Brookland-Cayce HS	<ul style="list-style-type: none"> Had two-RBI double against App State on March 15 Made first career start on March 10 against Minnesota Recorded first-career hit against Georgia Southern on Feb. 18 	<ul style="list-style-type: none"> All-State and All-Region player at Brookland-Cayce Ranked as the No. 19 overall player in South Carolina by Perfect Game Also played football, earning all-region honors as a defensive back 	CAREER HIGHS Hits..... 1, (3x), 3/18/23 at UNGC Runs..... 1, (2x), 3/18/23 at UNGC RBI..... 2, 3/15/23 at App State SB..... SO..... 1, 3/18/23 at UNGC	
19	TRE KEELS Position..... OF Class..... Freshman Hometown..... Portsmouth, Va. Prev. School/High School..... IMG Academy	<ul style="list-style-type: none"> Had a double for first-career hit against App State on March 14 Ranked as the No. 96 overall prospect by Perfect Game Spent one season at IMG Academy 	<ul style="list-style-type: none"> Began career at Maury High, helping squad to Class Region A semifinals as a junior Full name is Alvin Keels III 	CAREER HIGHS Hits..... 1 3/14/23 at App State Runs..... 3, 3/14/23 at App State RBI..... 1, 2/24/23 at Arizona SO..... 1, (2x) 3/18/23 at UNGC	



MOUNTAINEER PLAYER NOTES

20	 NICK MATSON Position.....LHP Class.....Freshman Hometown.....Nanticoke, Pa. Prev. School/High School.....Greater Nanticoke Area HS	<ul style="list-style-type: none">• Injured this season, will not pitch• Ranked as the No. 40 overall prospect in Pennsylvania by Perfect Game• Wyoming Valley Conference All-Star• 26 strikeouts in 23 innings as a junior	<ul style="list-style-type: none">• Also a career .439 hitter at plate	CAREER HIGHS IP..... BF..... SO..... BB..... Hits.....
21	 COLE FEHRMAN Position.....LHP Class.....Freshman Hometown.....Doylestown, Pa. Prev. School/High School.....Central Bucks-West HS	<ul style="list-style-type: none">• Made WVU debut against Arizona on Feb. 26• Ranked as the No. 6 left-handed pitcher in Pennsylvania by Perfect Game• Went 5-1 with a 0.94 ERA as a senior (63 strikeouts)• Finished with a 2.03 ERA as a junior	<ul style="list-style-type: none">• All-Area and All-League selection	CAREER HIGHS IP.....0.2, 3/15/23 at App State BF.....5, 3/28/23 vs. Marshall SO.....1, (2x) 3/15/23 at App State BB.....1, (3x) 4/1/23 at Kansas State Hits.....3, 2/26/23 at Arizona
23	 ELLIS GARCIA Position.....INF Class.....Freshman Hometown.....Elmwood Park, N.J. Prev. School/High School.....P27 Academy	<ul style="list-style-type: none">• Went 4-for-5 with first home run at App State on March 15• Had WVU's lone hit against the Diamondbacks• Had first-career hit against No. 13 Maryland on Feb. 21	<ul style="list-style-type: none">• Ranked as the No. 37 player in New Jersey, according to Perfect Game	CAREER HIGHS Hits.....4, 3/15/23 at App State Runs.....3, 3/18/23 at UNCG RBI.....4, 3/14/23 at App State SB..... SO.....1, (8x) 4/1/23 at Kansas State
24	 AIDAN MAJOR Position.....RHP Class.....Sophomore Hometown.....Mill Hall, Pa. Prev. School/High School.....Central Mountain HS	<ul style="list-style-type: none">• Ranked No. 144 starting pitcher in D1 Baseball's 2023 Position Rankings• 2022 Academic All-Big 12 Rookie team• Finished 2022 with a 3-0 record and a 3.49 ERA in• Recorded 31 strikeouts in 28.1 innings	<ul style="list-style-type: none">• Held opponents to just a .175 batting average	CAREER HIGHS IP.....6.0, (2x), 3/21/23 vs. Hofstra BF.....24, 3/21/23, vs. Hofstra SO.....8, 5/10/22, vs. Pitt BB.....4, 4/20/22, vs. Pitt Hits.....7, 3/21/23 vs. Hofstra
25	 LANDON WALLACE Position.....OF Class.....Junior Hometown.....Roseville, Calif. Prev. School/High School.....Nevada/Roseville HS	<ul style="list-style-type: none">• Executed a straight steal of home in season opener against Georgia Southern (Feb. 17) and against App State (March 15)• Hit first home run for the Mountaineers in 2023 with three-run shot against GSU (Feb. 19)	<ul style="list-style-type: none">• Played two seasons at Nevada• Hit .331 with six home runs and 52 RBI with the Wolfpack in 78 games• Led the Mountain West with 16 HBP in 2022	CAREER HIGHS Hits.....3, six times Runs.....3, (4x), 3/14/23 at App State RBI.....4, 5/8/21 vs. UNLV SB.....2, 3/14/23 at App State SO.....4, two times
26	 NICK BARONE Position.....1B Class.....Freshman Hometown.....Montoursville, Pa. Prev. School/High School.....Loyalsock Township HS	<ul style="list-style-type: none">• Hit a home run against UNCG on March 18, his first hit at WVU• Ranked No. 34 overall player and No. 1 first-baseman in Pennsylvania by Perfect Game• Hit nearly .500 as a four-year starter in high school	<ul style="list-style-type: none">• All-Sun Gazette First Team	CAREER HIGHS Hits.....1, 3/18/23 at UNCG Runs.....2, 3/18/23 at UNCG RBI.....2, 3/18/23 at UNCG SB..... SO.....
27	 JJ WETHERHOLT Position.....INF Class.....Sophomore Hometown.....Mars, Pa. Prev. School/High School.....Mars Area HS	<ul style="list-style-type: none">• Leads the nation with 56 hits and is second with 26 stolen bases• Golden Spikes Award Midseason Watch List• Ranked No. 1 second baseman on D1 Baseball's 2023 Week 6 position rankings	<ul style="list-style-type: none">• Perfect Game and D1 Baseball Midseason All-American• Had walk-off hit against Xavier on March 24• Named Big 12 Player of the Week (2/27)• 2022 All-Big 12 Honorable Mention• 2022 Big 12 All-Freshman Team	CAREER HIGHS Hits.....5, 3/14/23 at App State Runs.....4, (2x), 4/24/22 at Texas Tech RBI.....6, 3/15/23 at App State SB.....4, 3/25/22 vs. Youngstown State SO.....3, (2x), 5/10/22 vs. Pitt
30	 BRYCE AMOS Position.....RHP Class.....Freshman Hometown.....Shadyside, Ohio Prev. School/High School.....Shadyside HS	<ul style="list-style-type: none">• Rated as the No. 29 overall prospect in Ohio by Perfect Game• All-state and All-District selection• Threw three consecutive no-hitters in final three starts of senior season• Also played basketball		CAREER HIGHS IP..... BF..... SO..... BB..... Hits.....
31	 JAKE CARR Position.....LHP Class.....Senior Hometown.....St. Albans, W. Va. Prev. School/High School.....St. Albans HS	<ul style="list-style-type: none">• Threw 4.0 scoreless innings against App State (3/15)• Pitched in all three games against Georgia Southern• Did not participate in 2022• 2021 Academic All-Big 12 Second Team	<ul style="list-style-type: none">• 2020 Collegiate Baseball News Freshman All-American	CAREER HIGHS IP.....8.0, 2/23/20, vs. Illinois BF.....27, 2/23/20, vs. Illinois SO.....8, 5/8/21, vs. Oklahoma BB.....3, 4/10/21, at Baylor Hits.....10, 3/14/21, vs. Central Michigan
32	 CHRIS SLEEPER Position.....RHP Class.....Sophomore Hometown.....Henrietta, N.Y. Prev. School/High School.....Rush-Henrietta HS	<ul style="list-style-type: none">• 2022 Big 12 All-Freshman Team• Academic All-Big 12 Rookie Team• Finished with a 3-4 record and a 3.63 ERA in 14 appearances, including four starts• Logged 42.1 innings, striking out 28 with opponents	hitting .237 against him	CAREER HIGHS IP.....5.0, (2x), 4/23/22, at Texas Tech BF.....21, 4/8/22, at Texas Tech SO.....5, 2/20/22, vs. Central Michigan BB.....3, three times Hits.....5, 2/26/22, at Charlotte
33	 LOGAN SAUVE Position.....C Class.....Freshman Hometown.....Boiling Springs, Pa. Prev. School/High School.....Cumberland Valley HS	<ul style="list-style-type: none">• Has reached base five times in three different games (GSU, 2/19; App State, 3/15; Hofstra, 3/22)• Scored three runs against App State (March 15)• Collected first career hit against Georgia Southern on Feb. 18	<ul style="list-style-type: none">• Ranked as #1 catcher in Pennsylvania by Perfect Game• PennLive All-Star• Hit .493 at the plate as a junior and .423 as a senior	CAREER HIGHS Hits.....2, (4x) 3/22/23 vs. Hofstra Runs.....3, 3/15/23 at App State RBI.....3, 2/21/23 at Maryland SB..... SO.....3, 3/11/23 at Minnesota
35	 GAVIN VAN KEMPEN Position.....RHP Class.....Freshman Hometown.....Castleton, N.Y. Prev. School/High School.....Maple Hill HS	<ul style="list-style-type: none">• Struck out eight in 5.1 innings against Canisius (3/8) in first-career start• Made debut with 1.0 scoreless innings and two strikeouts against Georgia Southern on Feb. 18• Selected by the St. Louis Cardinals in the 20th round	<ul style="list-style-type: none">• of the 2022 MLB Draft• 2022 MLB Draft Combine participant• Ranked as the No. 232 overall prospect by Perfect Game	CAREER HIGHS IP.....5.1, 3/8/23 vs. Canisius BF.....22, 3/8/23 vs. Canisius SO.....8, 3/8/23 vs. Canisius BB.....4, 3/22/23 vs. Hofstra Hits.....6, 3/8/23 vs. Canisius
36	 NOAH SHORT Position.....RHP Class.....Graduate Student Hometown.....Scott Depot, W. Va. Prev. School/High School.....Morehead State/Hurricane HS	<ul style="list-style-type: none">• 2022 All-Big 12 Honorable Mention• 2022 Academic All-Big 12 First Team• Has a 3.28 ERA in 52 appearances out of the bullpen for the Mountaineers• Struck out 74 in 60.1 career innings	<ul style="list-style-type: none">• Has held opponents to just a .239 batting average	CAREER HIGHS IP.....3.1, (2x), 5/1/22, at Kansas BF.....15, 4/8/22 vs. Baylor SO.....6, 4/8/22, vs. Baylor BB.....2, three times Hits.....3, five times
37	 GRANT SIEGEL Position.....RHP Class.....Sophomore Hometown.....Fort Lauderdale, Fla. Prev. School/High School.....Tulane/University School	<ul style="list-style-type: none">• Allowed just one hit in 5.0 innings at UNCG (3/19)• Struck out a season-high six against Minnesota• Earned the win in his Mountaineer debut against Georgia Southern, throwing 5.0 innings• Played one season at Tulane, where he went 7-1 with	<ul style="list-style-type: none">• a 3.02 ERA• All-AAC Second Team• American Athletic Conference Honor Roll	CAREER HIGHS IP.....7.0, (2x), 4/1/22, at Memphis BF.....29, 4/8/22 vs. South Florida SO.....8, 4/8/22 vs. South Florida BB.....4, 3/12/23 vs. Minnesota Hits.....9, 2/26/23 at Arizona

MOUNTAINEER PLAYER NOTES

40		CARSON ESTRIDGE Position..... RHP Class..... Freshman Hometown..... Haymarket, Va. Prev. School/High School..... Battlefield HS	<ul style="list-style-type: none"> Made debut with a scoreless inning against Minnesota on March 11 Ranked as the No. 21 player in Virginia by Perfect Game 2022 All-Met Team by Washington Post 	<ul style="list-style-type: none"> Had a 1.77 ERA as a senior Finished with a 7-2 record and 1.54 ERA with 60 strikeouts as a junior 	CAREER HIGHS IP.....2.0, 3/22/23 vs. Hofstra BF.....8, 3/22/23 vs. Hofstra SO.....3, 3/22/23 vs. Hofstra BB.....1, 3/18/23 at UNGC Hits.....3, 3/14/23 at App State
41		SAM WHITE Position..... UTL Class..... Freshman Hometown..... Aurora, Ontario, Canada Prev. School/High School..... Aurora HS	<ul style="list-style-type: none"> Had walk-off single against Hofstra (3/22) Went 4-for-5 against Arizona (Feb. 24) Hit first-career home run against No. 13 Maryland on Feb. 21 Member of the Canadian Junior National team 	<ul style="list-style-type: none"> All-Tournament Team at the 2021 WWBA U-17 National Championship Also a standout hockey player, where he was drafted in the Ontario Hockey League No. 1-ranked catcher in Ontario, per PBR 	CAREER HIGHS Hits.....4, 2/24/23 at Arizona Runs.....2, (3x), 3/22/23 vs. Xavier RBI.....3, 3/22/23 vs. Hofstra SB..... SO.....3, 3/4/23 vs. Canisius
42		TOMMY BEAM Position..... RHP Class..... Freshman Hometown..... Gibsonia, Pa. Prev. School/High School..... Pine-Richland HS	<ul style="list-style-type: none"> Stuck out two in season against UNGC on 3/18 Redshirted in 2022 after making one appearance against Central Michigan Academic All-Big 12 Rookie Team 		CAREER HIGHS IP.....1.0, 3/18/23 at UNGC BF.....5, 2/18/22 vs. CMU SO.....2, 3/18/23 at UNGC BB.....2, 2/18/22 vs. CMU Hits.....3, 2/18/22 vs. CMU
43		ROBBY PORCO Position..... RHP Class..... Freshman Hometown..... Warrington, Pa. Prev. School/High School..... Central Bucks-South HS	<ul style="list-style-type: none"> Threw 5.0 innings and allowed just two runs against No. 13 Maryland to earn the win Top 500 national prospect by Perfect Game (No. 494) Also was listed as Pennsylvania's No. 12 overall prospect 	<ul style="list-style-type: none"> West Point Leadership Award – exceptional performance in academics, athletics, community service, leadership and moral character 	CAREER HIGHS IP.....5.0, 2/21/23 at Maryland BF.....21, 2/21/23 at Maryland SO.....5, 3/10/23 vs. Minnesota BB.....3, 2/18/23 at Georgia Southern Hits.....5, 2/21/23 at Maryland
44		KEEGAN ALLEN Position..... RHP Class..... Sophomore Hometown..... Rogers, Ark. Prev. School/High School..... Oklahoma/Bentonville HS	<ul style="list-style-type: none"> Picked up the win with 2.0 perfect innings against Hofstra (3/22) Earned the save against No. 13 Maryland on Feb. 21 Played one season for Oklahoma 	<ul style="list-style-type: none"> Logged 7.0 innings on the mound and finished with eight strikeouts in 2022 	CAREER HIGHS IP.....2.0, 3/22/23 vs. Hofstra BF.....8, 3/26/22 vs. Baylor SO.....2, three times BB.....2, two times Hits.....3, two times
45		MICHAEL KILKER Position..... RHP Class..... Sophomore Hometown..... Hazleton, Pa. Prev. School/High School..... Hazleton HS	<ul style="list-style-type: none"> Made season debut against Arizona on Feb. 26 Academic All-Big 12 Rookie Team Finished 2022 with a 2-0 record in 11 appearances, including two starts, and a 6.17 ERA Pitched 13.1 innings with 21 strikeouts 		CAREER HIGHS IP.....2.0, four times BF.....9, three times SO.....4, 3/25/22, vs. Youngstown State BB.....3, 3/18/22, at Campbell Hits.....3, 3/25/22, vs. Youngstown State
46		WILL WATSON Position..... RHP Class..... Sophomore Hometown..... Brampton, Ontario, Canada Prev. School/High School..... David Suzuki Secondary	<ul style="list-style-type: none"> Academic All-Big 12 Rookie Team Logged 6.1 innings in seven appearances Finished with nine strikeouts 		CAREER HIGHS IP.....2.0, 5/4/22, vs. Charleston (W. Va.) BF.....7, 5/4/22, vs. Charleston (W. Va.) SO.....4, 5/4/22, vs. Charleston (W. Va.) BB.....3, 5/13/22, at Oklahoma Hits.....3, 5/19/22 at Kansas State
50		CALEB MCNEELY Position..... INF Class..... r-Senior Hometown..... Versailles, Ky. Prev. School/High School..... Walters State CC./Woodford County HS	<ul style="list-style-type: none"> Hit two home runs at Marshall (4/5) Hit for the cycle at Kansas State on March 31 Had two home runs against Richmond (3/5) Hit first home run for WVU in win over Georgia Southern on Feb. 19 	<ul style="list-style-type: none"> Began collegiate career at Walters State Community College for coach David Shelton 2022 NJCAA All-American and TCCAA Player of the Year Hit .376 with 49 home runs and 180 RBI in 155 games 	CAREER HIGHS Hits.....4, (2x), 3/31/23 at Kansas State Runs.....2, (10x), 4/5/23 at Marshall RBI.....4, 4/5/23 at Marshall SB.....2, 3/15/23 at App State SO.....3, 3/12/23 vs. Minnesota
83		ZACH RAMPPEN Position..... C/INF Class..... Freshman Hometown..... New Canaan, Conn. Prev. School/High School..... New Canaan HS	<ul style="list-style-type: none"> Recorded first-career hit against Arizona on Feb. 26 Ranked as Connecticut's No. 2 catcher by Perfect Game All-State and All-County selection 		CAREER HIGHS Hits.....1, 2/26/23 at Arizona Runs.....1, 2/26/23 at Arizona RBI..... SB..... SO.....

2023 RUNS BY INNING

Score by Innings	1	2	3	4	5	6	7	8	9	EX	Total
West Virginia	26	24	21	37	32	24	21	21	27	2	235
Opponents	15	22	19	10	15	21	11	14	6	0	133

Most runs in an inning: 4th inning (37)

Fewest runs in an inning: 3rd, 7th, and 8th inning (21)

Biggest inning over opponent: 4th inning (27)

Biggest inning of deficit:



14 RANDY MAZEY

HEAD COACH



Personal

Hometown	Johnstown, Pa.
Alma Mater	Clemson, 1988 (B.S.) Clemson, 1993 (M.S.)
Family	wife, Amanda; son, Weston; daughter, Sierra

Playing Experience

1985-88	Clemson (NCAA)
1988	Burlington (Rookie)
1989	Miami (Class A)

Playing Honors

1986	All-ACC First Team
1987	All-ACC First Team All-ACC Academic Team
1988	All-ACC Second Team All-ACC Academic Team

Postseason Experience

at Clemson	
1990-93	NCAA Regional
1991	College World Series

at Charleston Southern	
1996	NCAA Regional

at Tennessee	
2001	NCAA Regional
2001	NCAA Super Regional
2001	College World Series

at East Carolina	
2003-05	NCAA Regional
2004	NCAA Super Regional

at TCU	
2007-12	NCAA Regional
2009-10, '12	NCAA Super Regional
2010	College World Series

at West Virginia	
2017	NCAA Regional
2019	NCAA Regional

Coaching Record

Year	School	Pos.	W-L	NCAA
1990	Clemson	AC	43-23	Regional
1991	Clemson	AC	60-10	CWS
1992	Clemson	AC	50-14	Regional
1993	Clemson	AC	45-20	Regional
1994	Char. Southern	HC	19-34	
1995	Char. Southern	HC	17-36	
1996	Char. Southern	HC	30-24-1	Regional
1997	Georgia	AC	28-27	
1998	East Carolina	AC	30-29	
1999	Tennessee	AC	28-28	
2000	Tennessee	AC	40-23	
2001	Tennessee	AC	48-20	CWS
2002	Tennessee	AC	27-28	
2003	East Carolina	HC	34-27-1	Regional
2004	East Carolina	HC	51-13	S. Regional
2005	East Carolina	HC	35-26	Regional
2007	TCU	AC	48-14	Regional
2008	TCU	AC	44-1	Regional
2009	TCU	AC	40-18	S. Regional
2010	TCU	AC	54-14	CWS
2011	TCU	AC	43-19	Regional
2012	TCU	AC	40-22	S. Regional
2013	West Virginia	HC	33-26	
2014	West Virginia	HC	28-26	
2015	West Virginia	HC	27-27	
2016	West Virginia	HC	36-22	
2017	West Virginia	HC	36-26	Regional
2018	West Virginia	HC	29-27	
2019	West Virginia	HC	38-22	Regional
2020	West Virginia	HC	11-5	COVID-19
2021	West Virginia	HC	25-27	
2022	West Virginia	HC	33-22	
2023	West Virginia	HC	22-7	

Total Years – Coaching	33rd
Total Years – Head Coach	17th
NCAA Tournaments	17
College World Series	3

Record at WVU	318-237 (.572)
Head Coaching Record	504-397-2 (.558)

2023 RESULTS SUMMARY

Date	Opponent	Score	Inns	Overall	Big 12	Pitcher of record	Attend	Time
Feb 17, 2023	at Georgia Southern	L 3-4	9	0-1-0	0-0-0	Major, A. (L 0-1)	2838	2:57
Feb 18, 2023	at Georgia Southern	L 2-6	9	0-2-0	0-0-0	Traxel, B. (L 0-1)	3133	2:46
Feb 19, 2023	at Georgia Southern	w 13-4	9	1-2-0	0-0-0	Siegel, G. (W 1-0)	2652	3:19
Feb 21, 2023	at #13 Maryland	w 8-6	9	2-2-0	0-0-0	Porco, R. (W 1-0)	1278	3:03
Feb 24, 2023	at Arizona	w 6-5	(11)	3-2-0	0-0-0	Reed, C. (W 1-0)	3318	3:46
Feb 25, 2023	at Arizona	w 5-1	9	4-2-0	0-0-0	Traxel, B. (W 1-1)	3463	2:24
Feb 26, 2023	at Arizona	L 5-15	9	4-3-0	0-0-0	Siegel, G. (L 1-1)	2205	2:33
Mar 04, 2023	at VCU	w 8-5	9	5-3-0	0-0-0	Traxel, B. (W 2-1)	500	2:23
Mar 04, 2023	vs Canisius	w 3-2	9	6-3-0	0-0-0	Major, A. (W 1-1)	235	2:40
Mar 05, 2023	at Richmond	L 3-7	9	6-4-0	0-0-0	Porco, R. (L 1-1)	773	2:30
Mar 08, 2023	CANISIUS	w 8-1	9	7-4-0	0-0-0	Van Kempen (W 1-0)	1403	2:59
Mar 10, 2023	MINNESOTA	w 15-7	9	8-4-0	0-0-0	Porco, R. (W 2-1)	1151	3:10
Mar 11, 2023	MINNESOTA	w 7-2	9	9-4-0	0-0-0	Traxel, B. (W 3-1)	1325	2:45
Mar 12, 2023	MINNESOTA	w 7-4	9	10-4-0	0-0-0	Short, N. (W 1-0)	1113	3:12
Mar 14, 2023	at App State	w 18-1	9	11-4-0	0-0-0	Estridge, C. (W 1-0)	110	3:19
Mar 15, 2023	at App State	w 18-5	9	12-4-0	0-0-0	Carr, J. (W 1-0)	150	3:42
Mar 18, 2023	at UNC Greensboro-1	w 28-2	9	13-4-0	0-0-0	Hampton, B. (W 1-0)	436	3:07
Mar 18, 2023	at UNC Greensboro-2	w 4-1	9	14-4-0	0-0-0	Traxel, B. (W 4-1)	419	2:01
Mar 19, 2023	at UNC Greensboro	w 8-0	9	15-4-0	0-0-0	Siegel, G. (W 2-1)	355	2:39
Mar 21, 2023	HOFSTRA	L 2-4	9	15-5-0	0-0-0	Major, A. (L 1-2)	1474	2:34
Mar 22, 2023	HOFSTRA	w 6-5	(10)	16-5-0	0-0-0	Allen, K. (W 1-0)	1252	3:13
Mar 24, 2023	XAVIER	w 5-4	9	17-5-0	0-0-0	Reed, C. (W 2-0)	1267	2:40
Mar 25, 2023	XAVIER	w 7-2	9	18-5-0	0-0-0	Traxel, B. (W 5-1)	2339	2:30
Mar 26, 2023	XAVIER	L 3-8	9	18-6-0	0-0-0	Siegel, G. (L 2-2)	1968	3:05
Mar 28, 2023	MARSHALL	w 9-7	9	19-6-0	0-0-0	Estridge, C. (W 2-0)	2457	3:35
* Mar 31, 2023	at Kansas State	w 8-3	9	20-6-0	1-0-0	Hampton, B. (W 2-0)	2310	2:31
* Apr 01, 2023	at Kansas State	L 1-7	9	20-7-0	1-1-0	Traxel, B. (L 5-2)	2239	2:35
* Apr 02, 2023	at Kansas State	w 10-6	9	21-7-0	2-1-0	Porco, R. (W 3-1)	2124	2:41
Apr 05, 2023	at Marshall	w 15-9	9	22-7-0	2-1-0	Yehl, M. (W 1-0)	5047	3:21

() extra inning game



2023 TEAM BATTING GAME-BY-GAME

Date	Opponent	ab	r	h	rbi	2b	3b	hr	tb	bb	ibb	sb	cs	hbp	sac	sf	gdp	k	po	a	e	lob	avg
Feb 17	at Georgia Southern	33	3	8	2	2	2	0	14	2	0	4	0	5	0	1	0	13	24	8	3	11	.242
Feb 18	at Georgia Southern	32	2	8	1	3	0	0	11	6	0	0	0	1	1	0	2	9	24	11	2	11	.246
Feb 19	at Georgia Southern	34	13	10	11	2	0	3	21	8	1	5	0	7	0	2	1	4	27	10	0	11	.263
Feb 21	at Maryland	37	8	11	8	1	0	2	18	10	0	5	0	1	0	0	1	7	27	15	0	13	.272
Feb 24	at Arizona	42	6	14	5	4	1	1	23	3	0	4	0	2	3	0	1	13	33	12	3	11	.287
Feb 25	at Arizona	32	5	8	5	3	0	0	11	3	0	3	0	3	0	0	1	9	27	5	0	6	.281
Feb 26	at Arizona	34	5	8	5	1	0	2	15	2	0	2	0	1	0	0	1	4	24	12	2	5	.275
Mar 04	at VCU	37	8	9	8	1	0	2	16	3	0	1	0	1	0	0	0	7	27	8	2	6	.270
Mar 04	vs Canisius	27	3	5	3	1	0	0	6	3	0	2	2	1	1	0	0	10	27	12	2	5	.263
Mar 05	at Richmond	34	3	9	3	2	0	3	20	2	0	0	0	0	0	0	0	9	24	9	0	6	.263
Mar 08	CANISIUS	31	8	10	8	4	0	2	20	9	0	4	2	1	0	1	0	7	27	12	0	10	.268
Mar 10	MINNESOTA	38	15	13	12	2	2	1	22	9	0	1	0	1	0	1	1	5	27	11	2	10	.275
Mar 11	MINNESOTA	32	7	8	5	1	0	1	12	6	1	6	1	0	0	0	0	13	27	10	1	7	.273
Mar 12	MINNESOTA	29	7	11	6	3	0	0	14	5	2	0	0	3	2	1	2	3	27	9	1	9	.280
Mar 14	at App State	41	18	15	18	3	0	0	18	8	0	6	0	1	0	3	1	4	27	6	0	8	.287
Mar 15	at App State	38	18	14	15	6	1	1	25	15	0	5	0	0	2	0	2	6	27	10	1	10	.292
Mar 18	at UNC Greensboro	55	28	23	21	3	0	4	38	5	0	4	0	2	0	0	0	10	27	7	1	7	.304
Mar 18	at UNC Greensboro	29	4	6	4	0	1	1	11	4	1	2	1	0	2	1	1	1	27	10	2	5	.299
Mar 19	at UNC Greensboro	36	8	11	7	1	0	1	15	7	1	3	0	2	0	1	2	7	27	12	1	11	.300
Mar 21	HOFSTRA	32	2	6	2	3	0	0	9	5	2	3	0	2	0	0	0	9	27	13	2	10	.294
Mar 22	HOFSTRA	35	6	11	5	4	0	0	15	6	1	4	1	8	1	0	2	8	30	14	0	15	.295
Mar 24	XAVIER	30	5	9	5	2	0	1	14	4	0	1	0	1	2	0	0	10	27	8	2	7	.296
Mar 25	XAVIER	35	7	12	7	2	1	3	25	2	0	1	0	1	1	0	1	4	27	7	0	8	.298
Mar 26	XAVIER	31	3	7	3	0	0	0	7	10	0	4	0	2	0	0	2	6	27	8	1	13	.295
Mar 28	MARSHALL	32	9	12	7	2	1	1	19	8	0	4	2	4	0	1	1	7	27	10	4	13	.298
*Mar 31	at Kansas State	39	8	13	8	4	1	3	28	2	0	0	0	1	1	0	0	8	27	8	0	8	.299
*Apr 01	at Kansas State	29	1	4	1	0	1	0	6	4	0	0	0	1	1	0	0	8	24	13	1	7	.294
*Apr 02	at Kansas State	36	10	13	10	2	0	3	24	3	1	0	0	0	1	2	0	8	27	9	0	5	.297
Apr 05	at Marshall	40	15	16	13	5	0	3	30	7	0	3	0	0	2	0	1	4	27	7	0	7	.301

2023 TEAM PITCHING GAME-BY-GAME

Date	Opponent	ip	h	r	er	bb	so	2b	3b	hr	wp	bk	hbp	dp	ibb	score	w-l	sv	era
Feb 17	at Georgia Southern	8.0	4	4	3	6	10	0	0	0	2	0	1	1	0	3-4	0-1	0	3.38
Feb 18	at Georgia Southern	8.0	6	6	4	7	3	1	0	0	1	0	1	1	0	2-6	0-2	0	3.94
Feb 19	at Georgia Southern	9.0	5	4	4	6	9	1	0	1	0	0	2	1	0	13-4	1-2	0	3.96
Feb 21	at Maryland	9.0	13	6	6	3	7	2	0	2	0	0	0	0	0	8-6	2-2	1	4.50
Feb 24	at Arizona	11.0	10	5	5	5	7	4	1	0	0	0	2	0	0	6-5	3-2	1	4.40
Feb 25	at Arizona	9.0	5	1	1	2	6	1	0	0	0	0	1	0	0	5-1	4-2	1	3.83
Feb 26	at Arizona	8.0	20	15	14	4	5	5	0	2	2	1	2	1	1	5-15	4-3	1	5.37
Mar 04	at VCU	9.0	7	5	4	1	10	4	0	1	0	0	1	0	0	8-5	5-3	1	5.20
Mar 04	vs Canisius	9.0	11	2	1	2	8	3	0	0	2	0	0	3	0	3-2	6-3	2	4.72
Mar 05	at Richmond	8.0	11	7	7	3	8	2	0	1	1	0	1	0	0	3-7	6-4	2	5.01
Mar 08	CANISIUS	9.0	7	1	1	3	12	1	0	1	0	0	2	0	0	8-1	7-4	2	4.64
Mar 10	MINNESOTA	9.0	13	7	6	6	9	3	0	0	1	0	0	2	0	15-7	8-4	2	4.75
Mar 11	MINNESOTA	9.0	7	2	2	1	8	3	0	0	0	0	0	1	0	7-2	9-4	2	4.54
Mar 12	MINNESOTA	9.0	7	4	3	6	10	4	0	0	1	0	0	0	0	7-4	10-4	2	4.43
Mar 14	at App State	9.0	3	1	1	4	14	0	0	0	3	0	3	0	0	18-1	11-4	2	4.20
Mar 15	at App State	9.0	7	5	4	3	5	1	0	0	0	0	1	0	0	18-5	12-4	2	4.18
Mar 18	at UNC Greensboro	9.0	9	2	2	2	13	0	1	0	4	0	1	0	0	28-2	13-4	2	4.05
Mar 18	at UNC Greensboro	9.0	6	1	1	1	6	0	0	1	0	0	0	0	0	4-1	14-4	2	3.88
Mar 19	at UNC Greensboro	9.0	1	0	0	2	7	0	0	0	0	0	3	4	0	8-0	15-4	2	3.67
Mar 21	HOFSTRA	9.0	9	4	2	1	9	3	0	0	1	0	0	0	0	2-4	15-5	2	3.59
Mar 22	HOFSTRA	10.0	5	5	5	5	5	1	0	1	1	0	0	1	0	6-5	16-5	2	3.64
Mar 24	XAVIER	9.0	9	4	3	3	8	0	0	2	0	0	0	1	1	5-4	17-5	2	3.61
Mar 25	XAVIER	9.0	7	2	2	3	7	1	0	2	0	0	1	1	0	7-2	18-5	2	3.54
Mar 26	XAVIER	9.0	5	8	8	6	11	0	0	3	2	0	2	0	0	3-8	18-6	2	3.73
Mar 28	MARSHALL	9.0	7	7	3	5	14	1	1	0	2	0	3	0	0	9-7	19-6	3	3.70
*Mar 31	at Kansas State	9.0	6	3	3	6	13	0	0	2	0	0	0	0	0	8-3	20-6	3	3.67
*Apr 01	at Kansas State	8.0	9	7	7	5	4	1	0	5	1	0	0	1	0	1-7	20-7	3	3.81
*Apr 02	at Kansas State	9.0	7	6	6	6	6	0	0	2	1	0	0	1	0	10-6	21-7	3	3.89
Apr 05	at Marshall	9.0	14	9	9	4	10	3	0	3	1	0	0	0	0	15-9	22-7	3	4.07
Totals		259.0	230	133	117	111	244	45	3	29	26	1	27	19	2	235-133	22-7	3	4.07



2023 HITTING & PITCHING STATISTICS [OVERALL]

Record: 22-7 Home: 8-2 Away: 13-5 Neutral: 1-0 Big 12: 2-1

Player	avg	gp-gs	ab	r	h	2b	3b	hr	rbi	tb	slg%	bb	hp	so	gdp	ob%	sf	sh	sb-att	po	a	e	fld%
27 Wetherholt, J.J.	.463	29-29	121	39	56	14	1	7	33	93	.769	16	5	11	1	.531	3	1	26-29	62	77	2	.986
50 McNeely, Caleb	.330	26-26	106	22	35	5	3	8	27	70	.660	17	3	21	2	.433	1	1	9-11	32	19	2	.962
2 Tucker, Tevin	.321	29-29	84	23	27	3	2	1	14	37	.440	16	10	16	0	.477	1	7	11-12	46	70	6	.951
13 Barry, Braden	.303	29-29	119	35	36	9	2	6	26	67	.563	16	3	20	2	.393	2	4	14-15	60	2	0	1.000
23 Garcia, Ellis	.300	24-21	80	12	24	5	0	2	13	35	.438	7	5	9	2	.387	1	0	0-1	9	37	5	.902
25 Wallace, Landon	.293	28-27	92	19	27	7	3	2	18	46	.500	12	6	21	3	.409	0	2	10-10	43	1	0	1.000
8 Leonard, Dayne	.278	29-29	108	19	30	7	0	2	26	43	.398	19	10	23	3	.424	2	2	2-2	163	5	4	.977
9 Hussey, Grant	.271	24-20	70	15	19	5	0	6	20	42	.600	15	0	26	1	.395	1	0	0-0	151	9	2	.988
41 White, Sam	.253	27-23	87	14	22	5	0	2	11	33	.379	15	1	25	3	.369	0	1	0-0	83	25	3	.973
33 Sauve, Logan	.245	24-17	53	14	13	2	0	0	5	15	.283	14	6	13	4	.446	1	1	0-0	75	6	3	.964

26 Barone, Nick	.250	3-0	4	2	1	0	0	1	3	4	1.000	1	0	0	0	.333	1	0	0-0	2	0	0	1.000
1 Dowdell, Kevin	.240	15-4	25	8	6	1	0	1	8	10	.400	5	1	9	0	.375	1	1	3-3	0	1	0	1.000
19 Keels, Tre	.200	8-0	5	5	1	1	0	0	0	2	.400	3	0	2	0	.500	0	0	1-1	1	0	0	1.000
18 King, Skylar	.188	12-2	16	3	3	1	0	0	3	4	.250	0	0	2	0	.188	0	0	0-0	9	0	0	1.000
83 Ramppen, Zack	.167	7-0	6	1	1	0	0	0	0	1	.167	0	0	0	0	.167	0	0	0-0	10	1	0	1.000
5 Cox, Tyler	.111	16-1	9	1	1	1	0	0	1	2	.222	3	0	4	0	.333	0	0	1-1	3	0	0	1.000
6 Smith, Evan	.080	13-4	25	3	2	1	0	0	0	3	.120	2	2	11	2	.207	0	0	0-1	12	0	0	1.000
Totals	.301	29	1010	235	304	67	11	38	208	507	.502	161	52	213	23	.418	14	20	77-86	777	286	33	.970
Opponents	.239	29	961	133	230	45	3	29	124	368	.383	111	27	244	15	.332	11	15	15-25	768	276	40	.963

LOB - Team (255), Opp (215). DPs turned - Team (19), Opp (30). CI - Team (0), Opp (1). IBB - Team (10), Wetherholt 6, Hussey, G. 2, McNeely, C. 2, Opp (2). Picked off - Wetherholt 2, Tucker, T. 1, Barry, B. 1, Hussey, G. 1.

(All games Sorted by Earned run avg)

Player	era	w-l	app	gs	cg	sho	sv	ip	h	r	er	bb	so	2b	3b	hr	b/avg	wp	hp	bk	sfa	sha
12 Traxel, Blaine	2.57	5-2	7	7	4	0/0	0	56.0	44	19	16	10	40	11	0	8	.216	1	4	0	5	3
11 Hampton, Ben	3.56	2-0	7	7	0	0/0	0	43.0	43	18	17	15	43	10	2	4	.265	4	3	0	3	1

40 Estridge, Carson	0.00	2-0	5	0	0	0/0	0	6.2	7	0	0	2	10	1	0	0	.250	0	1	0	0	0
1 Dowdell, Kevin	0.00	0-0	5	0	0	0/0	0	3.0	0	0	0	2	4	0	0	0	.000	0	2	0	0	0
32 Sleeper, Chris	0.00	0-0	4	0	0	0/0	0	2.1	1	0	0	2	2	0	0	0	.125	1	1	0	0	0
21 Fehrman, Cole	0.00	0-0	4	0	0	0/0	0	2.0	4	2	0	3	3	0	0	0	.400	2	0	0	0	0
42 Beam, Tommy	0.00	0-0	1	0	0	0/0	0	1.0	1	0	0	0	2	0	0	0	.250	1	0	0	0	0
16 Hagaman, David	0.66	0-0	10	0	0	0/0	0	13.2	5	2	1	9	10	1	0	0	.116	4	1	0	1	1
17 Reed, Carlson	1.02	2-0	12	0	0	0/1	2	17.2	15	4	2	6	25	2	0	0	.227	1	1	0	0	1
36 Short, Noah	3.38	1-0	11	0	0	0/1	0	5.1	5	2	2	3	5	1	0	1	.250	0	1	0	0	1
15 Yehl, Maxx	3.52	1-0	7	0	0	0/0	0	7.2	4	3	3	5	5	0	0	1	.160	1	0	0	0	1
44 Allen, Keegan	4.50	1-0	9	0	0	0/1	1	10.0	10	6	5	2	12	3	0	1	.250	1	0	0	0	0
46 Watson, Will	4.50	0-0	3	0	0	0/0	0	2.0	2	1	1	2	2	0	0	0	.250	3	0	0	0	0
31 Carr, Jake	5.79	1-0	9	0	0	0/0	0	9.1	10	6	6	3	9	1	0	2	.270	0	1	0	0	0
35 Van Kempen, Gavin	6.19	1-0	5	4	0	0/0	0	16.0	17	12	11	9	14	3	0	2	.274	1	2	0	0	1
24 Major, Aidan	6.87	1-2	11	3	0	0/0	0	18.1	18	17	14	9	18	2	1	3	.265	4	4	0	0	3
37 Siegel, Grant	7.09	2-2	7	7	0	0/1	0	26.2	25	22	21	13	22	7	0	5	.255	0	5	1	1	3
43 Porco, Robby	8.31	3-1	9	1	0	0/1	0	17.1	18	17	16	15	18	2	0	2	.273	2	0	0	0	0
45 Kilker, Michael	18.00	0-0	1	0	0	0/0	0	1.0	1	2	2	1	0	1	0	0	.333	0	1	0	1	0
Totals	4.07	22-7	29	29	4	1/1	3	259.0	230	133	117	111	244	45	3	29	.239	26	27	1	11	15
Opponents	6.79	7-22	29	29	0	0/0	4	256.0	304	235	193	161	213	67	11	38	.301	27	52	2	14	20

PB - Team (2), Leonard, D. 1, Sauve, L. 1, Opp (6). Pickoffs - Team (2), Traxel, B. 1, Hampton, B. 1, Opp (5). SBA/ATT - Leonard, D. (7-12), Sauve, L. (8-11), Van Kempen (2-4), Traxel, B. (2-4), Porco, R. (1-3), Major, A. (2-3), Yehl, M. (2-3), Siegel, G. (2-3), Estridge, C. (1-1), Dowdell, K. (0-1), Reed, C. (1-1), Carr, J. (1-1), Hagaman, D. (1-1).

SEASON/CAREER HITTING & PITCHING STATISTICS

Player	SEASON														CAREER													
	Avg	G-GS	AB	R	H	2B	3B	HR	RBI	BB	Hb	SO	Sb-Att	Avg	G-GS	AB	R	H	2B	3B	HR	RBI	BB	Hb	SO	Sb-Att		
27 Wetherholt, J.J.	.463	29-29	121	39	56	14	1	7	33	16	5	11	26-29	.365	83-82	329	90	120	31	2	12	72	42	16	54	41-52		
50 McNeely, Caleb	.330	26-26	106	22	35	5	3	8	27	17	3	21	9-11	.330	26-26	106	22	35	5	3	8	27	17	3	21	9-11		
2 Tucker, Tevin	.321	29-29	84	23	27	3	2	1	14	16	10	16	11-12	.213	160-160	447	96	95	15	5	4	58	82	20	126	58-71		
13 Barry, Braden	.303	29-29	119	35	36	9	2	6	26	16	3	20	14-15	.284	118-92	338	73	96	24	3	12	58	40	8	78	34-42		
23 Garcia, Ellis	.300	24-21	80	12	24	5	0	2	13	7	5	9	0-1	.300	24-21	80	12	24	5	0	2	13	7	5	9	0-1		
25 Wallace, Landon	.293	28-27	92	19	27	7	3	2	18	12	6	21	10-10	.293	28-27	92	19	27	7	3	2	18	12	6	21	10-10		
8 Leonard, Dayne	.278	29-29	108	19	30	7	0	2	26	19	10	23	2-2	.307	77-70	241	42	74	14	0	5	49	32	19	59	5-7		
9 Hussey, Grant	.271	24-20	70	15	19	5	0	6	20	15	0	26	0-0	.252	78-74	246	49	62	15	0	17	55	45	10	95	1-3		
41 White, Sam	.253	27-23	87	14	22	5	0	2	11	15	1	25	0-0	.253	27-23	87	14	22	5	0	2	11	15	1	25	0-0		
33 Sauve, Logan	.245	24-17	53	14	13	2	0	0	5	14	6	13	0-0	.245	24-17	53	14	13	2	0	0	5	14	6	13	0-0		

26 Barone, Nick	.250	3-0	4	2	1	0	0	1	3	1	0	0	0-0	.250	3-0	4	2	1	0	0	1	3	1	0	0	0-0		
1 Dowdell, Kevin	.240	15-4	25	8	6	1	0	1	8	5	1	9	3-3	.218	41-10	55	13	12	2	0	3	15	10	1	21	6-6		
19 Keels, Tre	.200	8-0	5	5	1	1	0	0	0	3	0	2	1-1	.200	8-0	5	5	1	1	0	0	0	3	0	2	1-1		
18 King, Skylar	.188	12-2	16	3	3	1	0	0	3	0	0	2	0-0	.188	12-2	16	3	3	1	0	0	3	0	0	2	0-0		
83 Ramppen, Zack	.167	7-0	6	1	1	0	0	0	0	0	0	0	0-0	.167	7-0	6	1	1	0	0	0	0	0	0	0	0-0		
5 Cox, Tyler	.111	16-1	9	1	1	1	0	0	1	3	0	4	1-1	.091	47-4	44	6	4	2	0	0	2	8	0	16	5-7		
6 Smith, Evan	.080	13-4	25	3	2	1	0	0	0	2	2	11	0-1	.145	43-12	62	14	9	5	0	1	10	11	5	23	3-5		
Totals	.301	29-29	1010	235	304	67	11	38	208	161	52	213	77-86															
Opponents	.239	29-29	961	133	230	45	3	29	124	111	27	244	15-25															

(All games Sorted by Earned run avg)

Player	SEASON														CAREER													
	ERA	W-L	Ap	GS	CG	Sho	Sv	IP	H	R	ER	BB	SO	ERA	W-L	Ap	GS	CG	Sho	Sv	IP	H	R	ER	BB	SO		
12 Traxel, Blaine	2.57	5-2	7	7	4	0	0	56.0	44	19	16	10	40	2.57	5-2	7	7	4	0	0	56.0	44	19	16	10	40		
11 Hampton, Ben	3.56	2-0	7	7	0	0	0	43.0	43	18	17	15	43	4.45	14-8	36	32	0	0	0	180.0	185	96	89	57	180		

40 Estridge, Carson	0.00	2-0	5	0	0	0	0	6.2	7	0	0	2	10	0.00	2-0	5	0	0	0	0	6.2	7	0	0	2	10		
1 Dowdell, Kevin	0.00	0-0	5	0	0	0	0	3.0	0	0	0	2	4	5.40	0-0	15	0	0	0	0	8.1	7	6	5	8	8		
32 Sleeper, Chris	0.00	0-0	4	0	0	0	0	2.1	1	0	0	2	2	3.43	3-4	18	4	0	0	0	44.2	38	17	17	25	30		
21 Fehrman, Cole	0.00	0-0	4	0	0	0	0	2.0	4	2	0	3	3	0.00	0-0	4	0	0	0	0	2.0	4	2	0	3	3		
42 Beam, Tommy	0.00	0-0	1	0	0	0	0	1.0	1	0	0	0	2	27.0	0-0	2	0	0	0	0	1.0	4	3	3	2	2		
16 Hagaman, David	0.66	0-0	10	0	0	0	0	13.2	5	2	1	9	10	0.66	0-0	10	0	0	0	0	13.2	5	2	1	9	10		
17 Reed, Carlson	1.02	2-0	12	0	0	0	2	17.2	15	4	2	6	25	5.20	6-6	45	11	0	0	2	90.0	103	59	52	45	101		
36 Short, Noah	3.38	1-0	11	0	0	0	0	5.1	5	2	2	3	5	3.29	1-1	63	0	0	0	2	65.2	57	28	24	27	79		
15 Yehl, Maxx	3.52	1-0	7	0	0	0	0	7.2	4	3	3	5	5	3.52	1-0	7	0	0	0	0	7.2	4	3	3	5	5		
44 Allen, Keegan	4.50	1-0	9	0	0	0	1	10.0	10	6	5	2	12	4.50	1-0	9	0	0	0	1	10.0	10	6	5	2	12		
46 Watson, Will	4.50	0-0	3	0	0	0	0	2.0	2	1	1	2	2	6.48	0-0	10	1	0	0	0	8.1	8	6	6	9	11		
31 Carr, Jake	5.79	1-0	9	0	0	0	0	9.1	10	6	6	3	9	6.46	4-5	27	12	1	0	0	71.0	84	56	51	21	59		
35 Van Kempen, Gavi	6.19	1-0	5	4	0	0	0	16.0	17	12	11	9	14	6.19	1-0	5	4	0	0	0	16.0	17	12	11	9	14		
24 Major, Aidan	6.87	1-2	11	3	0	0	0	18.1	18	17	14	9	18	4.82	4-2	22	8	0	0	0	46.2	35	29	25	30	49		
37 Siegel, Grant	7.09	2-2	7	7	0	0	0	26.2	25	22	21	13	22	7.09	2-2	7	7	0	0	0	26.2	25	22	21	13	22		
43 Porco, Robby	8.31	3-1	9	1	0	0	0	17.1	18	17	16	15	18	8.31	3-1	9	1	0	0	0	17.1	18	17	16	15	18		
45 Kilker, Michael	18.0	0-0	1	0	0	0	0	1.0	1	2	2	1	0	6.91	2-0	12	2	0	0	0	14.1	10	12	11	10	21		
Totals	4.07	22-7	29	29	4	1	3	259.0	230	133	117	111	244															
Opponents	6.79	7-22	29	29	0	0	4	256.0	304	235	193	161	213															



2023 HOME RUN BREAKDOWN

No.	Player	Gm#	Date	Opponent	Pitcher	On Base	Inn	Outs	Count	Score	Final
1	Landon Wallace (1)	3	Feb. 19	at Georgia Southern	Harris	2	2	0	1-2	0-2	W, 13-4
2	Caleb McNeely (1)	3	Feb. 19	at Georgia Southern	Harris	0	3	1	1-0	3-2	W, 13-4
3	Braden Barry (1)	3	Feb. 19	at Georgia Southern	Milchuk	2	5	2	3-2	5-3	W, 13-4
4	Sam White (1)	4	Feb. 21	at Maryland	Ott	*0	3	0	0-1	6-0	W, 8-6
5	Tevin Tucker (1)	5	Feb. 21	at Maryland	Kane	*0	7	0	0-0	7-2	W, 8-6
6	JJ Wetherholt (1)	5	Feb. 24	at Arizona	Nichols, TJ	1	3	0	2-1	0-2	W, 6-5
7	JJ Wetherholt (2)	7	Feb 26	at Arizona	Zastrow, B.	0	1	1	2-0	0-0	L, 5-15
8	Grant Hussey (1)	7	Feb 26	at Arizona	Zastrow, B.	*0	5	0	1-2	2-7	L, 5-15
9	Dayne Leonard (1)	8	Mar 04	at VCU	Ellis, C.	2	4	2	2-1	3-5	W, 8-5
10	JJ Wetherholt (3)	8	Mar 04	at VCU	Humenay, J.	1	9	0	0-0	6-5	W, 8-5
11	Dayne Leonard (2)	10	Mar 05	at Richmond	Subers	0	1	2	1-1	0-0	L, 3-7
12	Caleb McNeely (2)	10	Mar 05	at Richmond	Subers	*0	2	0	1-2	1-0	L, 3-7
13	Caleb McNeely (2)	10	Mar 05	at Richmond	Rodriguez	*0	7	0	1-1	2-7	L, 3-7
14	JJ Wetherholt (4)	11	Mar 08	vs. Canisius	Peltier	1	1	0	1-1	0-1	W, 8-1
15	Braden Barry (2)	11	Mar 08	vs. Canisius	Consigli	2	6	2	2-2	3-1	W, 8-1
16	JJ Wetherholt (5)	12	Mar 10	Minnesota	Capomaccio	1	5	2	0-0	7-5	W, 15-7
17	Dayne Leonard (4)	13	Mar 11	Minnesota	Blazek	*0	7	0	3-2	6-2	W, 7-2
18	Ellis Garcia (1)	16	Mar 15	at App State	Sleeper	0	1	2	1-0	3-0	W, 18-5
19	Braden Barry (3)	17	Mar 18	at UNC Greensboro	C. Cozart	*0	3	0	0-0	2-0	W, 28-2
20	Grant Hussey (2)	17	Mar 18	at UNC Greensboro	C. Gruskin	1	5	0	1-1	18-1	W, 28-2
21	Kevin Dowdell (1)	17	Mar 18	at UNC Greensboro	C. Gruskin	1	7	2	2-2	24-1	W, 28-2
22	Nick Barone (1)	17	Mar 18	at UNC Greensboro	R. Rouse	1	8	2	1-2	26-1	W, 28-2
23	Grant Hussey (3)	18	Mar 18	at UNC Greensboro	J. Miller	1	2	2	1-2	0-0	W, 4-1
24	Braden Barry (4)	19	Mar 19	at UNC Greensboro	L. Thomas	2	2	1	1-0	1-0	W, 8-0
25	Landon Wallace (2)	22	Mar 24	Xavier	BOSACKER	1	4	0	0-0	1-1	W, 5-4
26	Ellis Garcia (2)	23	Mar 25	Xavier	ALAZAUS	*0	4	0	0-0	1-1	W, 7-2
27	JJ Wetherholt (6)	23	Mar 25	Xavier	SCHWANER	2	8	2	0-1	3-2	W, 7-2
28	Braden Barry (5)	23	Mar 25	Xavier	SCHWANER	0	8	2	0-0	6-2	W, 7-2
29	Sam White (2)	25	Mar 28	Marshall	Blevins	0	6	2	1-2	6-4	W, 9-7
30	Caleb McNeely (5)	26	Mar 31	at Kansas State	Boerema, O.	*0	2	0	0-0	0-2	W, 8-3
31	JJ Wetherholt (7)	26	Mar 31	at Kansas State	Boerema, O.	1	6	2	0-0	5-2	W, 8-3
32	Grant Hussey (4)	26	Mar 31	at Kansas State	Ruhl, T.	0	8	2	2-1	7-3	W, 8-3
33	Grant Hussey (5)	28	Apr 02	at Kansas State	Rothermel, C	1	2	2	3-1	1-0	W, 10-6
34	Braden Barry (6)	28	Apr 02	at Kansas State	Rothermel, C	1	3	0	2-1	3-4	W, 10-6
35	Caleb McNeely (6)	28	Apr 02	at Kansas State	Wentworth, J	*0	5	0	2-2	6-4	W, 10-6
36	Grant Hussey (6)	29	Apr 05	at Marshall	Heiner	1	2	2	1-1	0-0	W, 15-9
37	Caleb McNeely (7)	29	Apr 05	at Marshall	Heiner	1	5	2	1-2	4-4	W, 15-9
38	Caleb McNeely (8)	29	Apr 05	at Marshall	Harlow	1	8	2	0-1	9-9	W, 15-9

* - leadoff home run

! - walk-off home run

- pinch-hit home run

^ - inside-the-park home run

2023 BATTING ORDER BY GAME

Leadoff	Games	Record
Braden Barry	21	16-5
JJ Wetherholt	8	6-2
2nd Spot	Games	Record
JJ Wetherholt	21	16-5
Braden Barry	8	6-2
3rd Spot	Games	Record
Dayne Leonard	29	22-7
Cleanup	Games	Record
Caleb McNeely	23	20-3
Sam White	4	2-2
Grant Hussey	2	0-2
5th Spot	Games	Record
Sam White	16	14-2
Ellis Garcia	6	4-2
Caleb McNeely	3	0-3
Logan Sauve	2	2-0
Kevin Dowdell	2	2-0
6th Spot	Games	Record
Ellis Garcia	15	11-4
Landon Wallace	8	6-2
Logan Sauve	3	2-1
Grant Hussey	2	2-0
Sam White	1	1-0
7th Spot	Games	Record
Grant Hussey	13	10-3
Landon Wallace	11	9-2
Evan Smith	3	1-2
Logan Sauve	1	1-0
Kevin Dowdell	1	1-0
8th Spot	Games	Record
Logan Sauve	11	8-3
Landon Wallace	8	5-3
Grant Hussey	3	2-1
Sam White	2	2-0
Skylar King	2	2-0
Tyler Cox	1	1-0
Evan Smith	1	1-0
Kevin Dowdell	1	1-0
9th Spot	Games	Record
Tevin Tucker	29	22-7

2023 GAME-WINNING RBI

No.	Batter (#)	Runner (#)	Date	Opponent	Runs	Outs	Count	Inning	Final	Play
1	Landon Wallace (1)	Landon Wallace (1)	2/19	Georgia Southern	3	0	1-0	2nd	13-4	3-run HR
2	Caleb McNeely (1)	Braden Barry (1)	2/21	#13 Maryland	2	0	3-1	1st	8-6	2-run double
3	Grant Hussey (1)	Ellis Garcia (1)	2/25	Arizona	1	0	2-2	2nd	5-1	Double
4	Dayne Leonard (1)	Dayne Leonard (1)	3/4	VCU	3	2	2-1	4th	8-5	3-run HR
5	Dayne Leonard (2)	JJ Wetherholt (1)	3/4	Canisius	1	0	3-2	8th	3-2	Single
6	JJ Wetherholt (1)	JJ Wetherholt (2)	3/8	Canisius	2	0	1-1	1st	8-1	2-run HR
7	Tevin Tucker (1)	Grant Hussey (1)	3/10	Minnesota	1	1	0-0	5th	15-7	Single
8	JJ Wetherholt (2)	Braden Barry (2)	3/11	Minnesota	1	2	3-1	3rd	7-2	Single
9	JJ Wetherholt (3)	Logan Sauve (1)	3/14	App State	1	0	0-0	3rd	18-1	Single
10	Braden Barry (1)	Logan Sauve (2)	3/15	App State	1	1	2-2	6th	18-5	Triple
11	Caleb McNeely (2)	Braden Barry (2)	3/18	UNC Greensboro	1	1	3-1	1st	28-2	Single
12	Grant Hussey (2)	Kevin Dowdell (1)	3/18	UNC Greensboro	2	2	1-2	2nd	4-1	2-run HR
13	Logan Sauve (1)	Landon Wallace (2)	3/19	UNC Greensboro	1	0	3-2	2nd	8-0	Sac Fly
14	Sam White (1)!	Caleb McNeely (2)	3/22	Hofstra	1	2	1-2	10th	6-5	Single
15	JJ Wetherholt (4)!	Tre Keels (1)	3/24	Xavier	1	1	0-0	9th	5-4	Double
16	Braden Barry (2)	JJ Wetherholt (3)	3/25	Xavier	1	2	2-2	7th	7-2	Single
17	Landon Wallace (2)	Dayne Leonard (2)	3/27	Marshall	3	2	2-1	1st	9-7	3-run Triple
18	Caleb McNeely (3)	JJ Wetherholt (4)	3/31	Kansas State	1	2	1-0	3rd	8-3	Single
19	Braden Barry (3)	Braden Barry (3)	4/2	Kansas State	2	0	2-1	3rd	10-6	2-run HR
20	Caleb McNeely (4)	JJ Wetherholt (5)	4/5	Marshall	2	2	0-1	8th	15-9	2-run HR

! - Walk-off

REACHED BASE STREAKS

Player	Longest		
	Career	2023	Current
JJ Wetherholt	36	29	36
Dayne Leonard	32	21	1
Tevin Tucker	19	19	19
Caleb McNeely	16	16	5
Braden Barry	12	11	2
Landon Wallace	11	11	11
Sam White	10	10	6
Grant Hussey	9	8	2
Ellis Garcia	7	7	7
Kevin Dowdell	6	6	0
Logan Sauve	4	4	2
Evan Smith	3	1	1
Tyler Cox	2	2	0
Tre Keels	2	2	2
Skylar King	1	1	0
Zach Ramppen	1	1	0
Nick Barone	1	1	1

HITTING STREAKS

Player	Longest		
	Career	2023	Current
Dayne Leonard	14	5	1
JJ Wetherholt	13	13	5
Braden Barry	12	11	2
Landon Wallace	9	7	3
Grant Hussey	6	3	2
Tevin Tucker	6	6	2
Caleb McNeely	5	5	5
Sam White	5	5	1
Ellis Garcia	5	5	1
Logan Sauve	4	4	1
Tyler Cox	2	1	0
Kevin Dowdell	2	2	0
Evan Smith	2	1	1
Skylar King	1	1	0
Zach Ramppen	1	1	0
Tre Keels	1	1	0
Nick Barone	1	1	1



2023 STARTER STATS

Pitcher	Starts	IP	W-L	ERA	B/AV
Hampton	7	43.0	2-0	3.56	.265
Traxel	7	56.0	5-2	2.57	.216
Siegel	7	26.2	2-2	7.09	.255
Van Kempen	4	15.0	1-0	6.60	.293
Major	3	11.2	0-1	3.85	.205
Porco	1	5.0	1-0	6.75	.263

2023 RUN SUPPORT

Pitcher	Starts	Total Runs	Avg.
Hampton	7	68	9.7
Traxel	7	34	4.8
Siegel	7	49	7.0
Porco	1	8	8.0
Van Kempen	4	47	11.8
Major	3	29	9.7

PITCHER BREAKDOWN

Player	Record	Saves	Quality Starts
Hampton	1-0		4
Traxel	5-1		4
Siegel	2-2		
Porco	2-1		
Allen	1-0	1	
Reed	2-0	2	
Major	1-2		1
Van Kempen	1-0		
Short	1-0		
Carr	1-0		
Estridge	2-0		

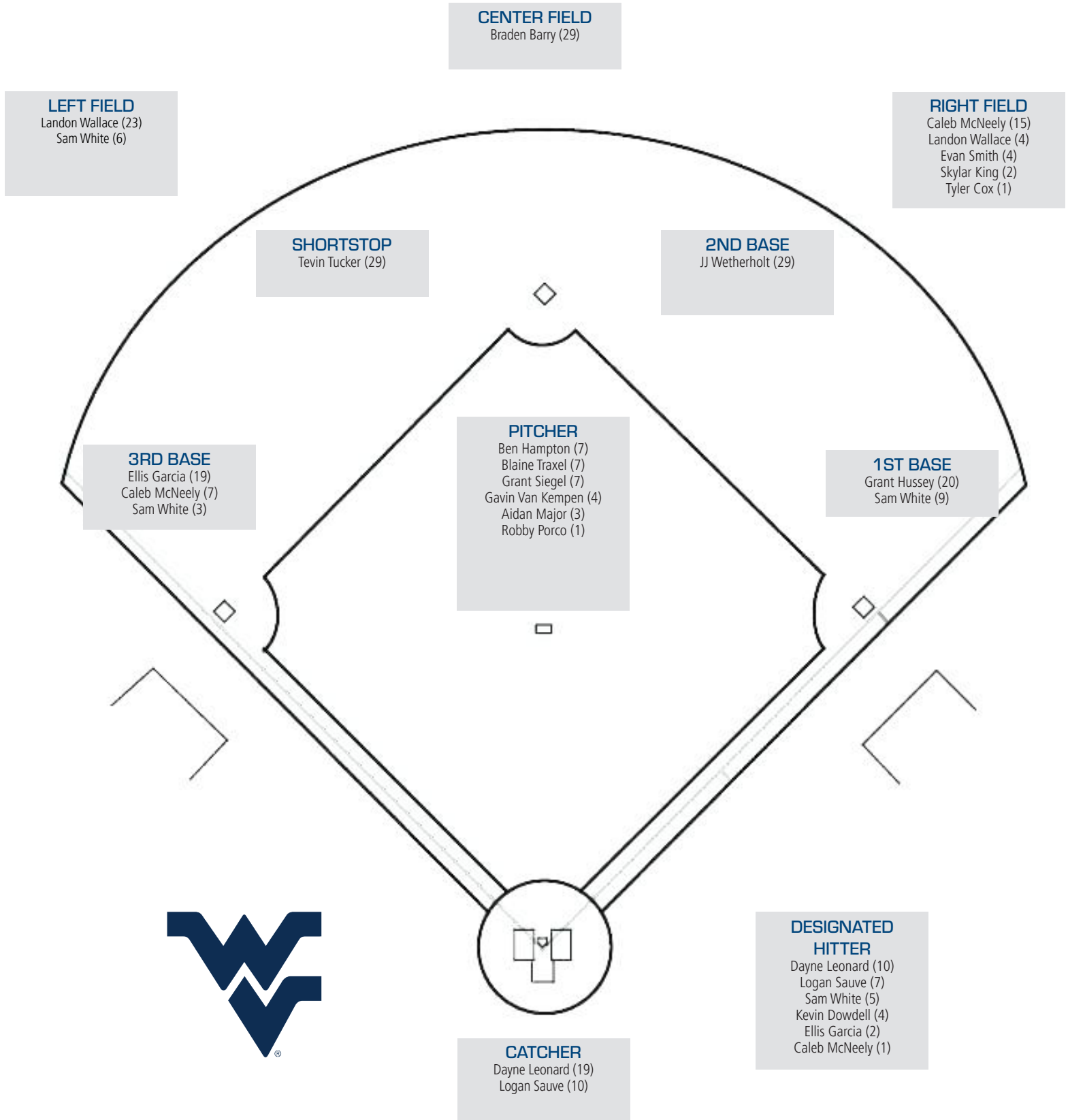
2023 STARTER GAME-BY-GAME

Pitcher	Date	Opponent	Dec.	IP	H	R	ER	BB	SO	NP	Score When Left	Final Score
Hampton!	2/17	Georgia Southern	ND	6.0	1	2	1	4	8	96	3-2	3-4
Traxel	2/18	Georgia Southern	L	5.0	4	3	1	1	1	89	1-3	2-6
Siegel	2/19	Georgia Southern	W	5.0	3	3	3	3	3	90	8-3	13-4
Porco	2/21	#13 Maryland	W	5.0	5	2	2	2	3	81	7-2	8-6
Hampton!	2/24	Arizona	ND	6.2	9	3	3	1	4	112	5-3	6-5 (11)
Traxel>!	2/25	Arizona	W	9.0	5	1	1	2	6	124	n/a	5-1
Siegel	2/26	Arizona	L	3.0	9	6	6	1	1	60	1-6	5-15
Traxel>	3/4	VCU	W	9.0	7	5	4	1	10	127	n/a	8-5
Hampton!	3/4	Canisius	ND	7.2	8	1	1	1	7	122	2-0	3-2
Siegel	3/5	Richmond	ND	4.0	5	2	2	0	3	67	2-2	3-7
Van Kempen	3/8	Canisius	W	5.1	6	1	1	0	8	88	3-1	8-1
Hampton	3/10	Minnesota	ND	4.0	10	5	5	3	2	90	5-5	15-7
Traxel!	3/11	Minnesota	W	8.0	7	2	2	1	8	115	7-2	7-2
Siegel	3/12	Minnesota	ND	5.2	2	3	2	4	6	106	2-2	7-4
Major	3/14	App State	ND	4.0	0	1	1	2	5	61	11-1	18-1
Van Kempen	3/15	App State	ND	2.2	5	5	4	2	2	59	4-5	18-5
Hampton	3/18	UNC Greensboro	W	5.0	4	1	1	1	5	85	20-1	28-2
Traxel>!	3/18	UNC Greensboro	W	9.0	6	1	1	1	6	114	n/a	4-1
Siegel	3/18	UNC Greensboro	W	5.0	1	0	0	1	4	77	5-0	8-0
Major!	3/21	Hofstra	L	6.0	7	4	2	1	4	78	2-4	2-4
Van Kempen	3/22	Hofstra	ND	4.2	2	3	3	4	1	65	3-2	6-5
Hampton	3/24	Xavier	ND	7.0	6	3	3	1	7	114	4-3	5-4
Traxel>	3/25	Xavier	W	9.0	7	2	2	3	7	109	n/a	7-2
Siegel	3/26	Xavier	L	1.1	2	4	4	2	4	39	1-4	3-8
Major	3/28	Marshall	ND	1.2	1	3	2	1	2	42	4-3	9-7
Hampton!	3/31	Kansas State	W	6.2	5	3	3	4	10	121	7-3	8-3
Traxel	4/1	Kansas State	L	7.0	8	5	5	1	2	109	1-5	1-7
Siegel	4/2	Kansas State	ND	2.2	3	4	4	2	1	39	5-4	10-6
Van Kempen	4/5	Marshall	ND	2.1	4	3	3	2	1	41	2-2	15-9

> - Complete Game

! - Quality Start

2023 STARTING LINEUP BY POSITION





2023 LINE SCORES

Feb 17, 2023 at Statesboro, Ga.

Score by Innings	1	2	3	4	5	6	7	8	9	R	H	E
West Virginia	0	0	0	2	1	0	0	0	0	-	3	8 3
Georgia Southern	0	1	0	0	0	0	3	0	X	-	4	4 0

WP-M. Gross (1-0) Save-J. Paden(1) LP-Major, Aidan (0-1) T-2:57 A-2838

Feb 18, 2023 at Statesboro, Ga.

Score by Innings	1	2	3	4	5	6	7	8	9	R	H	E
West Virginia	1	0	0	0	0	0	0	0	1	-	2	8 2
Georgia Southern	0	0	1	0	2	3	0	0	X	-	6	6 1

WP-B. Johnson (1-0) Save-J. Thompson(1) LP-Traxel, Blaine (0-1) T-2:46 A-3133

Feb 19, 2023 at Statesboro, Ga.

Score by Innings	1	2	3	4	5	6	7	8	9	R	H	E
West Virginia	0	3	1	0	4	0	1	0	4	-	13	10 0
Georgia Southern	2	0	1	0	0	0	1	0	0	-	4	5 2

WP-Siegel, Grant (1-0) LP-Z. Harris (0-1) T-3:19 A-2652
HR WVU - Barry, Braden (1), McNeely, Caleb (1), Wallace, Landon (1)
HR GS - N. Ledford (1)

Feb 21, 2023 at College Park, MD

Score by Innings	1	2	3	4	5	6	7	8	9	R	H	E
West Virginia	5	1	1	0	0	0	1	0	0	-	8	11 0
Maryland	0	0	2	0	0	0	3	0	1	-	6	13 2

WP-Porco, Robby (1-0) Save-Allen, Keegan(1) LP-Van Buren, R (0-1) T-3:03 A-1278
HR WVU - White, Sam (1), Tucker, Tevin (1)
HR UMD - Shliger, L. (1), Lambros, E. (1)

Feb 24, 2023 at Tucson, Ariz.

Score by Innings	1	2	3	4	5	6	7	8	9	10	11	R	H	E
West Virginia	0	0	2	0	0	2	1	0	0	0	1	-	6	14 3
Arizona	2	0	1	0	0	0	0	2	0	0	0	-	5	10 0

WP-Reed, Carlson (1-0) LP-Long, T. (1-1) T-3:46 A-3318
HR WVU - Wetherholt, J.J. (1)

Feb 25, 2023 at Tucson, Ariz.

Score by Innings	1	2	3	4	5	6	7	8	9	R	H	E
West Virginia	0	2	0	0	2	0	1	0	0	-	5	8 0
Arizona	0	1	0	0	0	0	0	0	0	-	1	5 1

WP-Traxel, Blaine (1-1) LP-Susac, A. (0-2) T-2:24 A-3463

Feb 26, 2023 at Tucson, Ariz.

Score by Innings	1	2	3	4	5	6	7	8	9	R	H	E
West Virginia	1	0	0	1	2	0	0	0	1	-	5	8 2
Arizona	3	2	1	1	6	2	0	0	X	-	15	20 1

WP-Netz, D. (1-0) LP-Siegel, Grant (1-1) T-2:33 A-2205
HR WVU - Wetherholt, J.J. (2), Hussey, Grant (1)
HR ARIZ - Bingham, M. 2 (3)

Mar 04, 2023 at Richmond, Va.

Score by Innings	1	2	3	4	5	6	7	8	9	R	H	E
West Virginia	0	0	3	3	0	0	0	0	2	-	8	9 2
VCU	3	1	1	0	0	0	0	0	0	-	5	7 1

WP-Traxel, Blaine (2-1) LP-Ellis, C. (0-2) T-2:23 A-500
HR WVU - Wetherholt, J.J. (3), Leonard, Dayne (1)
HR VCU - Carlone, W. (2)

Mar 04, 2023 at Richmond, Va.

Score by Innings	1	2	3	4	5	6	7	8	9	R	H	E
Canisius	0	0	0	0	0	0	0	2	0	-	2	11 3
West Virginia	0	1	0	0	1	0	0	1	X	-	3	5 2

WP-Major, Aidan (1-1) Save-Reed, Carlson(1) LP-Kochanski, Brett (0-1) T-2:40 A-235

Mar 05, 2023 at Richmond, Va.

Score by Innings	1	2	3	4	5	6	7	8	9	R	H	E
West Virginia	1	1	0	0	0	0	1	0	0	-	3	9 0
Richmond	0	1	0	1	0	5	0	0	X	-	7	11 1

WP-Rodriguez (2-0) Save-Mathes(2) LP-Porco, Robby (1-1) T-2:30 A-773
HR WVU - Leonard, Dayne, McNeely, Caleb 2
HR RICH - Hipsman

Mar 08, 2023 at Morgantown, W. Va.

Score by Innings	1	2	3	4	5	6	7	8	9	R	H	E
Canisius	1	0	0	0	0	0	0	0	0	-	1	7 1
West Virginia	2	0	0	0	1	4	0	1	X	-	8	10 0

WP-Van Kempen, Gavin (1-0) LP-Peltier, Tom (0-2) T-2:59 A-1403
HR CAN - Strong, Jackson (1)
HR WVU - Barry, Braden (2), Wetherholt, J.J. (4)

Mar 10, 2023 at Morgantown, W. Va.

Score by Innings	1	2	3	4	5	6	7	8	9	R	H	E
Minnesota	1	3	0	1	0	0	0	1	1	-	7	13 4
West Virginia	0	2	0	3	4	5	0	1	X	-	15	13 2

WP-Porco, Robby (2-1) LP-Caden Capomaccio (0-3) T-3:10 A-1151
HR WVU - Wetherholt, J.J.

Mar 11, 2023 at Morgantown, W. Va.

Score by Innings	1	2	3	4	5	6	7	8	9	R	H	E
Minnesota	0	0	0	0	2	0	0	0	0	-	2	7 2
West Virginia	0	0	1	0	5	0	1	0	X	-	7	8 1

WP-Traxel, Blaine (3-1) LP-George Klassen (0-3) T-2:45 A-1325
HR WVU - McNeely, Caleb

Mar 12, 2023 at Morgantown, W. Va.

Score by Innings	1	2	3	4	5	6	7	8	9	R	H	E
Minnesota	0	0	0	1	0	2	0	0	1	-	4	7 0
West Virginia	0	0	1	1	0	0	5	X	-	-	7	11 1

WP-Short, Noah (1-0) LP-Connor Wietgreffe (0-2) T-3:12 A-1113

Mar 14, 2023 at Hickory, N.C.

Score by Innings	1	2	3	4	5	6	7	8	9	R	H	E
West Virginia	0	0	4	4	3	1	4	0	2	-	18	15 0
App State	0	1	0	0	0	0	0	0	0	-	1	3 4

WP-Estridge, Carson (1-0) LP-Tujetsch (0-3) T-3:19 A-110

Mar 15, 2023 at Boone, N.C.

Score by Innings	1	2	3	4	5	6	7	8	9	R	H	E
West Virginia	4	0	0	1	0	1	3	1	8	-	18	14 1
App State	0	1	4	0	0	0	0	0	0	-	5	7 1

WP-Carr, Jake (1-0) LP-LaSpaluto (0-1) T-3:42 A-150
HR WVU - Garcia, Ellis

Mar 18, 2023 at Greenboro, NC

Score by Innings	1	2	3	4	5	6	7	8	9	R	H	E
West Virginia	2	0	3	13	2	4	2	2	0	-	28	23 1
UNC Greensboro	0	0	0	1	0	0	0	0	1	-	2	9 5

WP-Hampton, Ben (1-0) LP-C. Cozart (0-1) T-3:07 A-436
HR WVU - Barry, Braden (3), Barone, Nick (1), Dowdell, Kevin (1), Hussey, Grant (2)

Mar 18, 2023 at Greensboro, N.C.

Score by Innings	1	2	3	4	5	6	7	8	9	R	H	E
West Virginia	0	2	0	0	1	0	1	0	0	-	4	6 2
UNC Greensboro	0	0	0	0	0	1	0	0	0	-	1	6 1

WP-Traxel, Blaine (4-1) LP-J. Miller (1-3) T-2:01 A-419
HR WVU - Hussey, Grant
HR UNCG - C. Cozart

Mar 19, 2023 at Greenboro, NC

Score by Innings	1	2	3	4	5	6	7	8	9	R	H	E
West Virginia	0	4	1	0	0	2	0	0	1	-	8	11 1
UNC Greensboro	0	0	0	0	0	0	0	0	0	-	0	1 1

WP-Siegel, Grant (2-1) LP-W. Buck (1-1) T-2:39 A-355
HR WVU - Barry, Braden

Mar 21, 2023 at Morgantown, W. Va.

Score by Innings	1	2	3	4	5	6	7	8	9	R	H	E
Hofstra	0	0	1	1	0	2	0	0	0	-	4	9 0
West Virginia	2	0	0	0	0	0	0	0	0	-	2	6 2

WP-Henry, Cade (1-3) Save-O'Hanlon, Michael(3) LP-Major, Aidan (1-2) T-2:34 A-1474

Mar 22, 2023 at Morgantown, W. Va.

Score by Innings	1	2	3	4	5	6	7	8	9	10	R	H	E
Hofstra	0	0	2	0	1	0	0	2	0	0	-	5	5 1
West Virginia	2	0	0	1	0	1	0	1	0	1	-	6	11 0

WP-Allen, Keegan (1-0) LP-Faello, Mark (1-4) T-3:13 A-1252
HR HOFSTRA - Bruggeman, Kevin (1)

Mar 24, 2023 at Morgantown, W. Va.

Score by Innings	1	2	3	4	5	6	7	8	9	R	H	E
Xavier	0	0	1	0	0	2	0	1	0	-	4	9 1
West Virginia	0	1	0	2	0	0	1	0	1	-	5	9 2

WP-Reed, Carlson (2-0) LP-LOER, Justin (2-2) T-2:40 A-1267
HR XU - McCORMICK, Matt (5), CUSHING, Jared (5)
HR WVU - Wallace, Landon (2)

Mar 25, 2023 at Morgantown, W. Va.

Score by Innings	1	2	3	4	5	6	7	8	9	R	H	E
Xavier	0	0	0	1	0	0	1	0	0	-	2	7 2
West Virginia	1	0	0	1	0	0	1	4	X	-	7	12 0

WP-Traxel, Blaine (5-1) LP-ALAZAUS, Brant (2-3) T-2:30 A-2339
HR XU - DEMARTINO, Tyler (2), SCHULTZ, Garrett (2)
HR WVU - Wetherholt, J.J. (6), Barry, Braden (5), Garcia, Ellis (2)

Mar 26, 2023 at Morgantown, W. Va.

Score by Innings	1	2	3	4	5	6	7	8	9	R	H	E
Xavier	0	4	0	2	0	1	0	1	0	-	8	5 0
West Virginia	1	0	1	1	0	0	0	0	0	-	3	7 1

WP-KELLY, Jonathan (1-0) LP-Siegel, Grant (2-3) T-2:05 A-1968
HR XU - WALKER, Andrew (2), CUSHING, Jared 2 (7)

Mar 28, 2023 at Morgantown, W. Va.

Score by Innings	1	2	3	4	5	6	7	8	9	R	H	E
Marshall	1	2	0	0	1	0	1	2	0	-	7	7 3
West Virginia	4	0	0	1	0	2	1	1	X	-	9	12 4

WP-Estridge, Carson (2-0) Save-Reed, Carlson(2) LP-Chad Heiner (1-1) T-3:35 A-2457
HR WVU - White, Sam (2)

Mar 31, 2023 at Manhattan, KS

Score by Innings	1	2	3	4	5	6	7	8	9	R	H	E
West Virginia	0	2	1	0	2	2	0	1	0	-	8	13 0
Kansas State	2	0	0	0	0	1	0	0	0	-	3	6 0

WP-Hampton, Ben (2-0) LP-Boerema, O. (4-1) T-2:31 A-2310
HR WVU - Wetherholt, J.J., McNeely, Caleb, Hussey, Grant
HR KSU - Jones, B., Culpepper, K

Apr 01, 2023 at Manhattan, KS

Score by Innings	1	2	3	4	5	6	7	8	9	R	H	E
West Virginia	0	0	0	1	0	0	0	0	0	-	1	4 1
Kansas State	0	1	1	0	1	0	1	3	X	-	7	9 0

WP-Fajardo, G. (1-1) LP-Traxel, Blaine (5-2) T-2:35 A-2239
HR KSU - Hughes, D., Goodwin, N., Day, B., Pelletier, R, Pena, R.

Apr 02, 2023 at Manhattan, KS

Score by Innings	1	2	3	4	5	6	7	8	9	R	H	E
West Virginia	0	3	2	1	1	0	0	0	3	-	10	13 0
Kansas State	0	4	0	0	0	0	0	0	2	-	6	7 1

WP-Porco, Robby (3-1) LP-Rothermel, C (0-1) T-2:41 A-2124
HR WVU - Barry, Braden, McNeely, Caleb, Hussey, Grant
HR KSU - Pena, R. 2



2023 LINE SCORES

Apr 05, 2023 at Charleston, W.Va.

Score by Innings	1	2	3	4	5	6	7	8	9	R	H	E
West Virginia	0	2	0	1	3	0	2	3	4	15	16	0
Marshall	0	0	3	1	4	0	1	0	0	9	14	1

WP-Yehl, Maxx (1-0) LP-Drew Harlow (4-2) T-3:21 A-5047

HR WVU - McNeely, Caleb 2 (8), Hussey, Grant (6)

HR MAR - Luke Edwards (3), Christian Lucio (2), Chris Noble (3)



INDIVIDUAL CAREER SUMMARIES

Allen, Keegan

Year	avg	gp-gs	ab	r	h	2b	3b	hr	rbi	tb	slg%	bb	hbp	so	gdp	ob%	sf	sh	sb-att	po	a	e	fld%
2023	.000	0-0	0	0	0	0	0	0	0	0	.000	0	0	0	0	.000	0	0	0-0	0	0	1	.000
TOTAL	.000	0-0	0	0	0	0	0	0	0	0	.000	0	0	0	0	.000	0	0	0-0	0	0	1	.000

Year	era	w-l	app	gs	cq	sho	sv	ip	h	r	er	bb	so	2b	3b	hr	bf	bavg	wp	hbp	bk	sfa	sha
2023	4.50	1-0	9	0	0	0/1	1	10.0	10	6	5	2	12	3	0	1	42	.250	1	0	0	0	0
TOTAL	4.50	1-0	9	0	0	0/1	1	10.0	10	6	5	2	12	3	0	1	42	.250	1	0	0	0	0

Amos, Bryce

Year	avg	gp-gs	ab	r	h	2b	3b	hr	rbi	tb	slg%	bb	hbp	so	gdp	ob%	sf	sh	sb-att	po	a	e	fld%
------	-----	-------	----	---	---	----	----	----	-----	----	------	----	-----	----	-----	-----	----	----	--------	----	---	---	------

Barone, Nick

Year	avg	gp-gs	ab	r	h	2b	3b	hr	rbi	tb	slg%	bb	hbp	so	gdp	ob%	sf	sh	sb-att	po	a	e	fld%
2023	.250	3-0	4	2	1	0	0	1	3	4	1.000	1	0	0	0	.333	1	0	0-0	2	0	0	1.000
TOTAL	.250	3-0	4	2	1	0	0	1	3	4	1.000	1	0	0	0	.333	1	0	0-0	2	0	0	1.000

Barry, Braden

Year	avg	gp-gs	ab	r	h	2b	3b	hr	rbi	tb	slg%	bb	hbp	so	gdp	ob%	sf	sh	sb-att	po	a	e	fld%
2021	.243	36-17	70	10	17	4	0	0	6	21	.300	6	2	24	0	.321	0	1	4-7	31	0	2	.939
2022	.289	53-46	149	28	43	11	1	6	26	74	.497	18	3	34	3	.374	1	3	16-20	80	0	0	1.000
2023	.303	29-29	119	35	36	9	2	6	26	67	.563	16	3	20	2	.393	2	4	14-15	60	2	0	1.000
TOTAL	.284	118-92	338	73	96	24	3	12	58	162	.479	40	8	78	5	.370	3	8	34-42	171	2	2	.989

Beam, Tommy

Year	avg	gp-gs	ab	r	h	2b	3b	hr	rbi	tb	slg%	bb	hbp	so	gdp	ob%	sf	sh	sb-att	po	a	e	fld%
------	-----	-------	----	---	---	----	----	----	-----	----	------	----	-----	----	-----	-----	----	----	--------	----	---	---	------

Year	era	w-l	app	gs	cq	sho	sv	ip	h	r	er	bb	so	2b	3b	hr	bf	bavg	wp	hbp	bk	sfa	sha
2022	99.00	0-0	1	0	0	0/0	0	0.0	3	3	3	2	0	1	0	0	5	1.000	0	0	0	0	0
2023	0.00	0-0	1	0	0	0/0	0	1.0	1	0	0	0	2	0	0	0	4	.250	1	0	0	0	0
TOTAL	27.00	0-0	2	0	0	0/0	0	1.0	4	3	3	2	2	1	0	0	9	.571	1	0	0	0	0

Carr, Jake

Year	avg	gp-gs	ab	r	h	2b	3b	hr	rbi	tb	slg%	bb	hbp	so	gdp	ob%	sf	sh	sb-att	po	a	e	fld%
2020	.000	0-0	0	0	0	0	0	0	0	0	.000	0	0	0	0	.000	0	0	0-0	1	4	0	1.000
2021	.000	0-0	0	0	0	0	0	0	0	0	.000	0	0	0	0	.000	0	0	0-0	2	7	2	.818
2023	.000	0-0	0	0	0	0	0	0	0	0	.000	0	0	0	0	.000	0	0	0-0	1	2	0	1.000
TOTAL	.000	0-0	0	0	0	0	0	0	0	0	.000	0	0	0	0	.000	0	0	0-0	4	13	2	.895

Year	era	w-l	app	gs	cq	sho	sv	ip	h	r	er	bb	so	2b	3b	hr	bf	bavg	wp	hbp	bk	sfa	sha
2020	1.52	2-1	4	4	1	0/0	0	23.2	14	5	4	3	12	1	0	1	88	.171	0	2	1	0	1
2021	9.71	1-4	14	8	0	0/0	0	38.0	60	45	41	15	38	8	1	8	196	.347	4	6	1	0	2
2023	5.79	1-0	9	0	0	0/0	0	9.1	10	6	6	3	9	1	0	2	41	.270	0	1	0	0	0
TOTAL	6.46	4-5	27	12	1	0/0	0	71.0	84	56	51	21	59	10	1	11	325	.288	4	9	2	0	3

INDIVIDUAL CAREER SUMMARIES

Cox, Tyler

Year	avg	gp-gs	ab	r	h	2b	3b	hr	rbi	tb	slg%	bb	hbp	so	gdp	ob%	sf	sh	sb-att	po	a	e	fld%
2022	.086	31-3	35	5	3	1	0	0	1	4	.114	5	0	12	0	.195	1	0	4-6	12	0	1	.923
2023	.111	16-1	9	1	1	1	0	0	1	2	.222	3	0	4	0	.333	0	0	1-1	3	0	0	1.000
TOTAL	.091	47-4	44	6	4	2	0	0	2	6	.136	8	0	16	0	.226	1	0	5-7	15	0	1	.938

Dowdell, Kevin

Year	avg	gp-gs	ab	r	h	2b	3b	hr	rbi	tb	slg%	bb	hbp	so	gdp	ob%	sf	sh	sb-att	po	a	e	fld%
2022	.200	26-6	30	5	6	1	0	2	7	13	.433	5	0	12	0	.314	0	0	3-3	0	0	0	.000
2023	.240	15-4	25	8	6	1	0	1	8	10	.400	5	1	9	0	.375	1	1	3-3	0	1	0	1.000
TOTAL	.218	41-10	55	13	12	2	0	3	15	23	.418	10	1	21	0	.343	1	1	6-6	0	1	0	1.000

Year	era	w-l	app	qs	cq	sho	sv	ip	h	r	er	bb	so	2b	3b	hr	bf	bavg	wp	hbp	bk	sfa	sha
2022	8.44	0-0	10	0	0	0/0	0	5.1	7	6	5	6	4	1	0	0	29	.318	2	1	0	0	0
2023	0.00	0-0	5	0	0	0/0	0	3.0	0	0	0	2	4	0	0	0	13	.000	0	2	0	0	0
TOTAL	5.40	0-0	15	0	0	0/0	0	8.1	7	6	5	8	8	1	0	0	42	.226	2	3	0	0	0

Estridge, Carson

Year	avg	gp-gs	ab	r	h	2b	3b	hr	rbi	tb	slg%	bb	hbp	so	gdp	ob%	sf	sh	sb-att	po	a	e	fld%
2023	.000	0-0	0	0	0	0	0	0	0	0	.000	0	0	0	0	.000	0	0	0-0	0	1	0	1.000
TOTAL	.000	0-0	0	0	0	0	0	0	0	0	.000	0	0	0	0	.000	0	0	0-0	0	1	0	1.000

Year	era	w-l	app	qs	cq	sho	sv	ip	h	r	er	bb	so	2b	3b	hr	bf	bavg	wp	hbp	bk	sfa	sha
2023	0.00	2-0	5	0	0	0/0	0	6.2	7	0	0	2	10	1	0	0	31	.250	0	1	0	0	0
TOTAL	0.00	2-0	5	0	0	0/0	0	6.2	7	0	0	2	10	1	0	0	31	.250	0	1	0	0	0

Fehrman, Cole

Year	avg	gp-gs	ab	r	h	2b	3b	hr	rbi	tb	slg%	bb	hbp	so	gdp	ob%	sf	sh	sb-att	po	a	e	fld%
------	-----	-------	----	---	---	----	----	----	-----	----	------	----	-----	----	-----	-----	----	----	--------	----	---	---	------

Year	era	w-l	app	qs	cq	sho	sv	ip	h	r	er	bb	so	2b	3b	hr	bf	bavg	wp	hbp	bk	sfa	sha
2023	0.00	0-0	4	0	0	0/0	0	2.0	4	2	0	3	3	0	0	0	13	.400	2	0	0	0	0
TOTAL	0.00	0-0	4	0	0	0/0	0	2.0	4	2	0	3	3	0	0	0	13	.400	2	0	0	0	0

Garcia, Ellis

Year	avg	gp-gs	ab	r	h	2b	3b	hr	rbi	tb	slg%	bb	hbp	so	gdp	ob%	sf	sh	sb-att	po	a	e	fld%
2023	.300	24-21	80	12	24	5	0	2	13	35	.438	7	5	9	2	.387	1	0	0-1	9	37	5	.902
TOTAL	.300	24-21	80	12	24	5	0	2	13	35	.438	7	5	9	2	.387	1	0	0-1	9	37	5	.902

Hagaman, David

Year	avg	gp-gs	ab	r	h	2b	3b	hr	rbi	tb	slg%	bb	hbp	so	gdp	ob%	sf	sh	sb-att	po	a	e	fld%
2023	.000	0-0	0	0	0	0	0	0	0	0	.000	0	0	0	0	.000	0	0	0-0	2	1	1	.750
TOTAL	.000	0-0	0	0	0	0	0	0	0	0	.000	0	0	0	0	.000	0	0	0-0	2	1	1	.750

Year	era	w-l	app	qs	cq	sho	sv	ip	h	r	er	bb	so	2b	3b	hr	bf	bavg	wp	hbp	bk	sfa	sha
2023	0.66	0-0	10	0	0	0/0	0	13.2	5	2	1	9	10	1	0	0	55	.116	4	1	0	1	1
TOTAL	0.66	0-0	10	0	0	0/0	0	13.2	5	2	1	9	10	1	0	0	55	.116	4	1	0	1	1



INDIVIDUAL CAREER SUMMARIES

Hampton, Ben

Year	avg	gp-gs	ab	r	h	2b	3b	hr	rbi	tb	slg%	bb	hbp	so	gdp	ob%	sf	sh	sb-att	po	a	e	fld%
2021	.000	0-0	0	0	0	0	0	0	0	0	.000	0	0	0	0	.000	0	0	0-0	2	8	2	.833
2022	.000	0-0	0	0	0	0	0	0	0	0	.000	0	0	0	0	.000	0	0	0-0	2	18	1	.952
2023	.000	0-0	0	0	0	0	0	0	0	0	.000	0	0	0	0	.000	0	0	0-0	2	6	1	.889
TOTAL	.000	0-0	0	0	0	0	0	0	0	0	.000	0	0	0	0	.000	0	0	0-0	6	32	4	.905

Year	era	w-l	app	gs	cq	sho	sv	ip	h	r	er	bb	so	2b	3b	hr	bf	bavg	wp	hbp	bk	sfa	sha
2021	4.83	4-3	14	10	0	0/0	0	54.0	61	33	29	15	47	14	2	7	235	.288	0	1	0	5	2
2022	4.66	8-5	15	15	0	0/0	0	83.0	81	45	43	27	90	18	1	14	363	.253	9	10	0	2	4
2023	3.56	2-0	7	7	0	0/0	0	43.0	43	18	17	15	43	10	2	4	184	.265	4	3	0	3	1
TOTAL	4.45	14-8	36	32	0	0/0	0	180.0	185	96	89	57	180	42	5	25	782	.267	13	14	0	10	7

Hussey, Grant

Year	avg	gp-gs	ab	r	h	2b	3b	hr	rbi	tb	slg%	bb	hbp	so	gdp	ob%	sf	sh	sb-att	po	a	e	fld%
2022	.244	54-54	176	34	43	10	0	11	35	86	.489	30	10	69	2	.379	3	1	1-3	434	28	4	.991
2023	.271	24-20	70	15	19	5	0	6	20	42	.600	15	0	26	1	.395	1	0	0-0	151	9	2	.988
TOTAL	.252	78-74	246	49	62	15	0	17	55	128	.520	45	10	95	3	.384	4	1	1-3	585	37	6	.990

Keels, Tre

Year	avg	gp-gs	ab	r	h	2b	3b	hr	rbi	tb	slg%	bb	hbp	so	gdp	ob%	sf	sh	sb-att	po	a	e	fld%
2023	.200	8-0	5	5	1	1	0	0	0	2	.400	3	0	2	0	.500	0	0	1-1	1	0	0	1.000
TOTAL	.200	8-0	5	5	1	1	0	0	0	2	.400	3	0	2	0	.500	0	0	1-1	1	0	0	1.000

Van Kempen, Gavin

Year	avg	gp-gs	ab	r	h	2b	3b	hr	rbi	tb	slg%	bb	hbp	so	gdp	ob%	sf	sh	sb-att	po	a	e	fld%
2023	.000	0-0	0	0	0	0	0	0	0	0	.000	0	0	0	0	.000	0	0	0-0	0	2	0	1.000
TOTAL	.000	0-0	0	0	0	0	0	0	0	0	.000	0	0	0	0	.000	0	0	0-0	0	2	0	1.000

Year	era	w-l	app	gs	cq	sho	sv	ip	h	r	er	bb	so	2b	3b	hr	bf	bavg	wp	hbp	bk	sfa	sha
2023	6.19	1-0	5	4	0	0/0	0	16.0	17	12	11	9	14	3	0	2	74	.274	1	2	0	0	1
TOTAL	6.19	1-0	5	4	0	0/0	0	16.0	17	12	11	9	14	3	0	2	74	.274	1	2	0	0	1

Kilker, Michael

Year	avg	gp-gs	ab	r	h	2b	3b	hr	rbi	tb	slg%	bb	hbp	so	gdp	ob%	sf	sh	sb-att	po	a	e	fld%
------	-----	-------	----	---	---	----	----	----	-----	----	------	----	-----	----	-----	-----	----	----	--------	----	---	---	------

Year	era	w-l	app	gs	cq	sho	sv	ip	h	r	er	bb	so	2b	3b	hr	bf	bavg	wp	hbp	bk	sfa	sha
2022	6.08	2-0	11	2	0	0/1	0	13.1	9	10	9	9	21	3	1	0	59	.191	2	2	0	1	0
2023	18.00	0-0	1	0	0	0/0	0	1.0	1	2	2	1	0	1	0	0	6	.333	0	1	0	1	0
TOTAL	6.91	2-0	12	2	0	0/1	0	14.1	10	12	11	10	21	4	1	0	65	.200	2	3	0	2	0

King, Skylar

Year	avg	gp-gs	ab	r	h	2b	3b	hr	rbi	tb	slg%	bb	hbp	so	gdp	ob%	sf	sh	sb-att	po	a	e	fld%
2023	.188	12-2	16	3	3	1	0	0	3	4	.250	0	0	2	0	.188	0	0	0-0	9	0	0	1.000
TOTAL	.188	12-2	16	3	3	1	0	0	3	4	.250	0	0	2	0	.188	0	0	0-0	9	0	0	1.000

INDIVIDUAL CAREER SUMMARIES

Leonard, Dayne

Year	avg	gp-gs	ab	r	h	2b	3b	hr	rbi	tb	slg%	bb	hbp	so	gdp	ob%	sf	sh	sb-att	po	a	e	fld%
2022	.331	48-41	133	23	44	7	0	3	23	60	.451	13	9	36	3	.426	0	1	3-5	286	51	3	.991
2023	.278	29-29	108	19	30	7	0	2	26	43	.398	19	10	23	3	.424	2	2	2-2	163	5	4	.977
TOTAL	.307	77-70	241	42	74	14	0	5	49	103	.427	32	19	59	6	.425	2	3	5-7	449	56	7	.986

Major, Aidan

Year	avg	gp-gs	ab	r	h	2b	3b	hr	rbi	tb	slg%	bb	hbp	so	gdp	ob%	sf	sh	sb-att	po	a	e	fld%
2022	.000	0-0	0	0	0	0	0	0	0	0	.000	0	0	0	0	.000	0	0	0-0	1	5	0	1.000
2023	.000	0-0	0	0	0	0	0	0	0	0	.000	0	0	0	0	.000	0	0	0-0	3	4	0	1.000
TOTAL	.000	0-0	0	0	0	0	0	0	0	0	.000	0	0	0	0	.000	0	0	0-0	4	9	0	1.000

Year	era	w-l	app	gs	cq	sho	sv	ip	h	r	er	bb	so	2b	3b	hr	bf	bavg	wp	hbp	bk	sfa	sha
2022	3.49	3-0	11	5	0	0/1	0	28.1	17	12	11	21	31	5	1	4	120	.175	3	1	0	0	1
2023	6.87	1-2	11	3	0	0/0	0	18.1	18	17	14	9	18	2	1	3	84	.265	4	4	0	0	3
TOTAL	4.82	4-2	22	8	0	0/1	0	46.2	35	29	25	30	49	7	2	7	204	.212	7	5	0	0	4

Matson, Nick

Year	avg	gp-gs	ab	r	h	2b	3b	hr	rbi	tb	slg%	bb	hbp	so	gdp	ob%	sf	sh	sb-att	po	a	e	fld%
------	-----	-------	----	---	---	----	----	----	-----	----	------	----	-----	----	-----	-----	----	----	--------	----	---	---	------

Mckinney, Michael

Year	avg	gp-gs	ab	r	h	2b	3b	hr	rbi	tb	slg%	bb	hbp	so	gdp	ob%	sf	sh	sb-att	po	a	e	fld%
------	-----	-------	----	---	---	----	----	----	-----	----	------	----	-----	----	-----	-----	----	----	--------	----	---	---	------

McNeely, Caleb

Year	avg	gp-gs	ab	r	h	2b	3b	hr	rbi	tb	slg%	bb	hbp	so	gdp	ob%	sf	sh	sb-att	po	a	e	fld%
2023	.330	26-26	106	22	35	5	3	8	27	70	.660	17	3	21	2	.433	1	1	9-11	32	19	2	.962
TOTAL	.330	26-26	106	22	35	5	3	8	27	70	.660	17	3	21	2	.433	1	1	9-11	32	19	2	.962

Porco, Robby

Year	avg	gp-gs	ab	r	h	2b	3b	hr	rbi	tb	slg%	bb	hbp	so	gdp	ob%	sf	sh	sb-att	po	a	e	fld%
2023	.000	0-0	0	0	0	0	0	0	0	0	.000	0	0	0	0	.000	0	0	0-0	1	0	0	1.000
TOTAL	.000	0-0	0	0	0	0	0	0	0	0	.000	0	0	0	0	.000	0	0	0-0	1	0	0	1.000

Year	era	w-l	app	gs	cq	sho	sv	ip	h	r	er	bb	so	2b	3b	hr	bf	bavg	wp	hbp	bk	sfa	sha
2023	8.31	3-1	9	1	0	0/1	0	17.1	18	17	16	15	18	2	0	2	81	.273	2	0	0	0	0
TOTAL	8.31	3-1	9	1	0	0/1	0	17.1	18	17	16	15	18	2	0	2	81	.273	2	0	0	0	0

Ramppen, Zack

Year	avg	gp-gs	ab	r	h	2b	3b	hr	rbi	tb	slg%	bb	hbp	so	gdp	ob%	sf	sh	sb-att	po	a	e	fld%
2023	.167	7-0	6	1	1	0	0	0	0	1	.167	0	0	0	0	.167	0	0	0-0	10	1	0	1.000
TOTAL	.167	7-0	6	1	1	0	0	0	0	1	.167	0	0	0	0	.167	0	0	0-0	10	1	0	1.000



INDIVIDUAL CAREER SUMMARIES

Reed, Carlson

Year	avg	gp-gs	ab	r	h	2b	3b	hr	rbi	tb	slg%	bb	hbp	so	gdp	ob%	sf	sh	sb-att	po	a	e	fld%
2021	.000	0-0	0	0	0	0	0	0	0	0	.000	0	0	0	0	.000	0	0	0-0	0	6	2	.750
2022	.000	0-0	0	0	0	0	0	0	0	0	.000	0	0	0	0	.000	0	0	0-0	6	8	2	.875
2023	.000	0-0	0	0	0	0	0	0	0	0	.000	0	0	0	0	.000	0	0	0-0	3	3	2	.750
TOTAL	.000	0-0	0	0	0	0	0	0	0	0	.000	0	0	0	0	.000	0	0	0-0	9	17	6	.813

Year	era	w-l	app	gs	cq	sho	sv	ip	h	r	er	bb	so	2b	3b	hr	bf	bavg	wp	hbp	bk	sfa	sha
2021	7.59	4-5	15	7	0	0/0	0	32.0	37	29	27	19	34	8	1	3	156	.289	7	6	0	2	1
2022	5.13	0-1	18	4	0	0/0	0	40.1	51	26	23	20	42	10	1	5	197	.298	8	4	0	1	1
2023	1.02	2-0	12	0	0	0/1	2	17.2	15	4	2	6	25	2	0	0	74	.227	1	1	0	0	1
TOTAL	5.20	6-6	45	11	0	0/1	2	90.0	103	59	52	45	101	20	2	8	427	.282	16	11	0	3	3

Sauve, Logan

Year	avg	gp-gs	ab	r	h	2b	3b	hr	rbi	tb	slg%	bb	hbp	so	gdp	ob%	sf	sh	sb-att	po	a	e	fld%
2023	.245	24-17	53	14	13	2	0	0	5	15	.283	14	6	13	4	.446	1	1	0-0	75	6	3	.964
TOTAL	.245	24-17	53	14	13	2	0	0	5	15	.283	14	6	13	4	.446	1	1	0-0	75	6	3	.964

Short, Noah

Year	avg	gp-gs	ab	r	h	2b	3b	hr	rbi	tb	slg%	bb	hbp	so	gdp	ob%	sf	sh	sb-att	po	a	e	fld%
2020	.000	1-0	0	0	0	0	0	0	0	0	.000	0	0	0	0	.000	0	0	0-0	1	0	0	1.000
2021	.000	0-0	0	0	0	0	0	0	0	0	.000	0	0	0	0	.000	0	0	0-0	1	5	1	.857
2022	.000	0-0	0	0	0	0	0	0	0	0	.000	0	0	0	0	.000	0	0	0-0	1	2	1	.750
2023	.000	0-0	0	0	0	0	0	0	0	0	.000	0	0	0	0	.000	0	0	0-0	0	0	1	.000
TOTAL	.000	1-0	0	0	0	0	0	0	0	0	.000	0	0	0	0	.000	0	0	0-0	3	7	3	.769

Year	era	w-l	app	gs	cq	sho	sv	ip	h	r	er	bb	so	2b	3b	hr	bf	bavg	wp	hbp	bk	sfa	sha
2020	0.00	0-0	3	0	0	0/1	0	2.0	3	0	0	1	3	1	0	0	10	.333	1	0	0	0	0
2021	2.51	0-0	25	0	0	0/0	0	28.2	23	11	8	11	38	3	3	2	123	.228	1	7	0	2	1
2022	4.25	0-1	24	0	0	0/0	2	29.2	26	15	14	12	33	4	0	2	130	.241	1	8	0	1	1
2023	3.38	1-0	11	0	0	0/1	0	5.1	5	2	2	3	5	1	0	1	25	.250	0	1	0	0	1
TOTAL	3.29	1-1	63	0	0	0/2	2	65.2	57	28	24	27	79	9	3	5	288	.239	3	16	0	3	3

Siegel, Grant

Year	avg	gp-gs	ab	r	h	2b	3b	hr	rbi	tb	slg%	bb	hbp	so	gdp	ob%	sf	sh	sb-att	po	a	e	fld%
2023	.000	0-0	0	0	0	0	0	0	0	0	.000	0	0	0	0	.000	0	0	0-0	1	5	0	1.000
TOTAL	.000	0-0	0	0	0	0	0	0	0	0	.000	0	0	0	0	.000	0	0	0-0	1	5	0	1.000

Year	era	w-l	app	gs	cq	sho	sv	ip	h	r	er	bb	so	2b	3b	hr	bf	bavg	wp	hbp	bk	sfa	sha
2023	7.09	2-2	7	7	0	0/1	0	26.2	25	22	21	13	22	7	0	5	120	.255	0	5	1	1	3
TOTAL	7.09	2-2	7	7	0	0/1	0	26.2	25	22	21	13	22	7	0	5	120	.255	0	5	1	1	3

Sleeper, Chris

Year	avg	gp-gs	ab	r	h	2b	3b	hr	rbi	tb	slg%	bb	hbp	so	gdp	ob%	sf	sh	sb-att	po	a	e	fld%
2022	.000	0-0	0	0	0	0	0	0	0	0	.000	0	0	0	0	.000	0	0	0-0	4	10	3	.824
TOTAL	.000	0-0	0	0	0	0	0	0	0	0	.000	0	0	0	0	.000	0	0	0-0	4	10	3	.824

Year	era	w-l	app	gs	cq	sho	sv	ip	h	r	er	bb	so	2b	3b	hr	bf	bavg	wp	hbp	bk	sfa	sha
2022	3.61	3-4	14	4	0	0/1	0	42.1	37	17	17	23	28	8	1	1	188	.237	4	4	0	3	2
2023	0.00	0-0	4	0	0	0/0	0	2.1	1	0	0	2	2	0	0	0	11	.125	1	1	0	0	0
TOTAL	3.43	3-4	18	4	0	0/1	0	44.2	38	17	17	25	30	8	1	1	199	.232	5	5	0	3	2

INDIVIDUAL CAREER SUMMARIES

Smith, Evan

Year	avg	gp-gs	ab	r	h	2b	3b	hr	rbi	tb	slg%	bb	hbp	so	gdp	ob%	sf	sh	sb-att	po	a	e	fld%
2022	.189	30-8	37	11	7	4	0	1	10	14	.378	9	3	12	0	.380	1	0	3-4	9	1	0	1.000
2023	.080	13-4	25	3	2	1	0	0	0	3	.120	2	2	11	2	.207	0	0	0-1	12	0	0	1.000
TOTAL	.145	43-12	62	14	9	5	0	1	10	17	.274	11	5	23	2	.316	1	0	3-5	21	1	0	1.000

Traxel, Blaine

Year	avg	gp-gs	ab	r	h	2b	3b	hr	rbi	tb	slg%	bb	hbp	so	gdp	ob%	sf	sh	sb-att	po	a	e	fld%
2023	.000	0-0	0	0	0	0	0	0	0	0	.000	0	0	0	0	.000	0	0	0-0	3	7	0	1.000
TOTAL	.000	0-0	0	0	0	0	0	0	0	0	.000	0	0	0	0	.000	0	0	0-0	3	7	0	1.000

Year	era	w-l	app	gs	cq	sho	sv	ip	h	r	er	bb	so	2b	3b	hr	bf	bavg	wp	hbp	bk	sfa	sha
2023	2.57	5-2	7	7	4	0/0	0	56.0	44	19	16	10	40	11	0	8	226	.216	1	4	0	5	3
TOTAL	2.57	5-2	7	7	4	0/0	0	56.0	44	19	16	10	40	11	0	8	226	.216	1	4	0	5	3

Tucker, Tevin

Year	avg	gp-gs	ab	r	h	2b	3b	hr	rbi	tb	slg%	bb	hbp	so	gdp	ob%	sf	sh	sb-att	po	a	e	fld%
2019	.199	60-60	156	37	31	10	0	1	21	44	.282	39	3	54	0	.365	2	8	19-24	70	107	14	.927
2020	.170	16-16	47	3	8	0	0	0	4	8	.170	4	1	13	0	.250	0	1	7-8	20	35	3	.948
2022	.181	55-55	160	33	29	2	3	2	19	43	.269	23	6	43	1	.307	0	5	21-27	73	121	10	.951
2023	.321	29-29	84	23	27	3	2	1	14	37	.440	16	10	16	0	.477	1	7	11-12	46	70	6	.951
TOTAL	.213	160-160	447	96	95	15	5	4	58	132	.295	82	20	126	1	.357	3	21	58-71	209	333	33	.943

Wallace, Landon

Year	avg	gp-gs	ab	r	h	2b	3b	hr	rbi	tb	slg%	bb	hbp	so	gdp	ob%	sf	sh	sb-att	po	a	e	fld%
2023	.293	28-27	92	19	27	7	3	2	18	46	.500	12	6	21	3	.409	0	2	10-10	43	1	0	1.000
TOTAL	.293	28-27	92	19	27	7	3	2	18	46	.500	12	6	21	3	.409	0	2	10-10	43	1	0	1.000

Watson, Will

Year	avg	gp-gs	ab	r	h	2b	3b	hr	rbi	tb	slg%	bb	hbp	so	gdp	ob%	sf	sh	sb-att	po	a	e	fld%
2022	.000	0-0	0	0	0	0	0	0	0	0	.000	0	0	0	0	.000	0	0	0-0	0	1	0	1.000
TOTAL	.000	0-0	0	0	0	0	0	0	0	0	.000	0	0	0	0	.000	0	0	0-0	0	1	0	1.000

Year	era	w-l	app	gs	cq	sho	sv	ip	h	r	er	bb	so	2b	3b	hr	bf	bavg	wp	hbp	bk	sfa	sha
2022	7.11	0-0	7	1	0	0/0	0	6.1	6	5	5	7	9	0	0	1	31	.261	1	1	0	0	0
2023	4.50	0-0	3	0	0	0/0	0	2.0	2	1	1	2	2	0	0	0	10	.250	3	0	0	0	0
TOTAL	6.48	0-0	10	1	0	0/0	0	8.1	8	6	6	9	11	0	0	1	41	.258	4	1	0	0	0

Wetherholt, J.J.

Year	avg	gp-gs	ab	r	h	2b	3b	hr	rbi	tb	slg%	bb	hbp	so	gdp	ob%	sf	sh	sb-att	po	a	e	fld%
2022	.308	54-53	208	51	64	17	1	5	39	98	.471	26	11	43	3	.411	1	0	15-23	45	82	11	.920
2023	.463	29-29	121	39	56	14	1	7	33	93	.769	16	5	11	1	.531	3	1	26-29	62	77	2	.986
TOTAL	.365	83-82	329	90	120	31	2	12	72	191	.581	42	16	54	4	.455	4	1	41-52	107	159	13	.953

White, Sam

Year	avg	gp-gs	ab	r	h	2b	3b	hr	rbi	tb	slg%	bb	hbp	so	gdp	ob%	sf	sh	sb-att	po	a	e	fld%
2023	.253	27-23	87	14	22	5	0	2	11	33	.379	15	1	25	3	.369	0	1	0-0	83	25	3	.973
TOTAL	.253	27-23	87	14	22	5	0	2	11	33	.379	15	1	25	3	.369	0	1	0-0	83	25	3	.973



INDIVIDUAL CAREER SUMMARIES

Yehl, Maxx

Year	avg	gp-gs	ab	r	h	2b	3b	hr	rbi	tb	slg%	bb	hbp	so	gdp	ob%	sf	sh	sb-att	po	a	e	fld%
2023	.000	0-0	0	0	0	0	0	0	0	0	.000	0	0	0	0	.000	0	0	0-0	0	2	0	1.000
TOTAL	.000	0-0	0	0	0	0	0	0	0	0	.000	0	0	0	0	.000	0	0	0-0	0	2	0	1.000

Year	era	w-l	app	gs	cq	sho	sv	ip	h	r	er	bb	so	2b	3b	hr	bf	bavg	wp	hbp	bk	sfa	sha
2023	3.52	1-0	7	0	0	0/0	0	7.2	4	3	3	5	5	0	0	1	31	.160	1	0	0	0	1
TOTAL	3.52	1-0	7	0	0	0/0	0	7.2	4	3	3	5	5	0	0	1	31	.160	1	0	0	0	1