



# TEXAS BASEBALL GAME NOTES

SIX-TIME NATIONAL CHAMPIONS | 1949 1950 1975 1983 2002 2005

CONTACT: Kevin Rodriguez (krod@utexas.edu | 817-528-7402)

## 2023 SCHEDULE & RESULTS

**FEBRUARY**

17 vs. #8 Arkansas^	L, 3-2
18 vs. Missouri^	L, 6-5
19 vs. #10 Vanderbilt^	L, 12-2
21 A&M-CORPUS CHRISTI	W, 12-2
24 INDIANA	W, 4-2
25 INDIANA	W, 5-2
26 INDIANA	L, 4-2
28 #1 LSU	L, 3-0

**MARCH**

3 at Cal State Fullerton	L, 6-5
4 at Cal State Fullerton	W, 4-2
5 at Cal State Fullerton	L, 5-4 (11)
7 SAM HOUSTON	W, 7-5
8 MERCER	W, 11-3
10 MANHATTAN	W, 8-1
11 MANHATTAN	W, 10-4
12 MANHATTAN	W, 16-6
14 NORTH DAKOTA STATE	W, 7-2
15 NORTH DAKOTA STATE	W, 7-4
17 NEW ORLEANS	W, 3-1
18 NEW ORLEANS	W, 15-1
19 NEW ORLEANS	W, 9-3
21 INCARNATE WORD	W, 17-11
24 #14 TEXAS TECH*	W, 6-2
25 #14 TEXAS TECH*	W, 6-5
26 #14 TEXAS TECH*	W, 9-8
28 at Texas A&M	W, 5-2
31 at #17 Oklahoma State*	W, 5-3

**APRIL**


1 at #17 Oklahoma State*	L, 4-1
2 at #17 Oklahoma State*	L, 4-3
4 AIR FORCE	W, 7-1
7 KANSAS STATE*	W, 6-5
8 KANSAS STATE*	L, 6-5
9 KANSAS STATE*	W, 8-2
10 at Texas State	W, 5-2
11 TEXAS STATE	L, 9-3
14 at Baylor*	W, 11-9
15 at Baylor*	L, 10-9
16 at Baylor*	W, 7-6
19 ABILENE CHRISTIAN	W, 20-0 (7)
21 OKLAHOMA*	L, 2-1
22 OKLAHOMA*	L, 9-6
22 OKLAHOMA*	L, 6-4
25 TEXAS SOUTHERN	W, 18-3 (7)
29 at TCU*	W, 8-4
30 at TCU*	W, 3-2

**MAY**

1 at TCU*	L, 15-7
5 at Kansas*	L, 10-4
6 at Kansas*	W, 6-2
7 at Kansas*	W, 7-6
9 UT ARLINGTON	W, 10-5
12 SAN JOSÉ STATE	L, 6-4
12 SAN JOSÉ STATE	W, 24-3
13 SAN JOSÉ STATE	W, 18-6 (7)
18 #6 WEST VIRGINIA*	6:30 p.m.
19 #6 WEST VIRGINIA*	6:30 p.m.
20 #6 WEST VIRGINIA*	2:30 p.m.
24 vs. #8 Kansas	12:30 p.m.
25 vs. #4 TCU/#5 Kansas State	9 a.m./4 p.m.

All times Central | Home games in **BOLD**  
\*Big 12 Conference Game | ^Globe Life Field

## MAY 24-28 | PHILLIPS 66 BIG 12 CHAMPIONSHIP | GLOBE LIFE FIELD



### #20 TEXAS LONGHORNS

RECORD.....	38-18 (15-9 Big 12)
RANKING D1 BASEBALL.....	20
HEAD COACH.....	David Pierce (Houston '88)
CAREER RECORD.....	454-243 (12th season)
RECORD @ TEXAS.....	257-134 (7th season)

### PROBABLE PITCHERS

WEDNESDAY—Texas LHP Lucas Gordon (6-1, 2.48) vs. Kansas RHP Collin Baumgartner (5-1, 3.79)

### SERIES BY THE NUMBERS

TEXAS	OFFENSE	OPPONENTS
.302.....	Batting Avg.....	.239
.395.....	On-Base Pct.....	.344
.511.....	Slugging Pct.....	.355
116.....	Doubles.....	96
15.....	Triples.....	11
83.....	Home Runs.....	32
271.....	Walks.....	341
62-84.....	Stolen Bases-Att.....	47-65

ALL-TIME SERIES vs. KU Texas leads, 60-30 | vs. KSU Texas leads, 63-23-1 | vs. OU Texas leads, 156-68-2  
vs. OSU Texas leads, 67-54 | vs. TCU Texas leads, 235-77-2 | vs. TTU Texas leads, 121-53 | vs. WVU Series tied, 16-16

### LONGHORNS NOTES

**THE MATCHUPS**—The Longhorns head into the Phillips 66 Big 12 Championship as the No. 1 seed for the ninth time and will face No. 8 seed Kansas. The Longhorns won the series over the Jayhawks earlier this month. Texas has won the Phillips 66 Big 12 Championship five times, with the last win coming in 2015 in Tulsa, Okla. Last season, Texas reached the final but came up short against Oklahoma.

**A LOOK AT THE LONGHORNS**—Texas won its 10th Big 12 Championship on Saturday, clinching a share of the regular season championship with a sweep of West Virginia. The Longhorns are riding a five-game winning streak into the Phillips 66 Big 12 Championship. Texas is batting .302 as a team with 83 homers, the second-most in program history. The pitching staff leads the Big 12 and ranks 12th nationally with a 4.06 ERA, while the defense ranks first in the Big 12 and 14th nationally.

**DC MAKES HISTORY**—Dylan Campbell is riding the longest hitting streak in Texas Baseball history and the second-longest in Big 12 history at 33 games. He broke the previous Texas record of a 25-game hitting streak by Michael Torres in 2008. Campbell's hitting streak started on March 25 against Texas Tech but he's been scorching hot for even longer, with at least a hit in 42 of the last 45 games. He has also reached base safely in 39-straight games. During the historic streak, Campbell is hitting .415 with 13 doubles, three triples, seven homers, 31 RBI, 38 runs scored and 15 stolen bases.

**BIG 12 PITCHER OF THE YEAR**—Lucas Gordon was named the Big 12 Pitcher of the Year, posting a 2.48 ERA and a 6-1 record in 15 appearances (14 starts) this season. Gordon has struck out 85 batters in 83.1 innings pitched, while also holding hitters to a .210 batting average against. Gordon is the Longhorns' second Big 12 Pitcher of the Year in the last three seasons after Ty Madden won the award in 2021.



### BIG 12 CHAMPIONSHIP

2023 BIG 12 RECORD.....	15-9
2023 BIG 12 FINISH.....	1st
BIG 12 REGULAR SEASON TITLES (LAST).....	10 (2023)
BIG 12 CHAMPIONSHIP TITLES (LAST).....	5 (2015)
BIG 12 CHAMPIONSHIP RECORD.....	46-35

TEXAS	PITCHING/DEFENSE	OPPONENTS
4.06.....	ERA.....	7.13
494.0.....	Innings Pitched.....	472.0
0.....	Complete Games.....	0
15.....	Saves.....	10
2.06.....	Strikeout/Walk Ratio.....	1.55
.239.....	Opponent Batting Avg.....	.302
41.....	Errors.....	56
46.....	Double Plays.....	33

**ALL-BIG 12 HONORS**—LHP Lucas Gordon led a group of eight Longhorn players named to the All-Big 12 teams. C Garret Guillemette, OF Porter Brown, OF Dylan Campbell, and RHP Lebaron Johnson Jr. joined Gordon on the first team. The five first team selections were the most for any team in the league. INF Peyton Powell landed on the second team, while OF Eric Kennedy and INF Jared Thomas received honorable mention honors. Thomas was also recognized on the All-Freshman team.

**DOWNTOWN PORTER BROWN**—Porter Brown has had a productive season after transferring from TCU and is batting .337, with 12 doubles and 12 home runs. Brown etched himself into the Texas Baseball record book by becoming the seventh Longhorn to hit three home runs in a game, against West Virginia on May 18. He also picked up the March 27 Big 12 Player of the Week award after helping the Longhorns sweep Texas Tech. In parts of four seasons at TCU, Brown batted .286 with 20 doubles, nine home runs, 63 RBI and 83 runs scored. He also stole 25 bases during his time at TCU.

**POW!**—Peyton Powell has had a breakout season for the Longhorns and is the team's leading hitter with a .369 batting average, 15 doubles, 10 homers and 43 RBI. Powell burst onto the scene during the month of March, starting all 19 games and picking up at least one hit in 16-of-19, with multiple hits in 11 of them. His versatility has also been beneficial, as he has played first base, third base and catcher this season.

**SNAKE FARM**—Jared Thomas is having an outstanding freshman campaign, batting .341 with 13 doubles, three triples, four homers, 26 RBI and 48 runs scored. He has batted in the lead-off spot over the last 13 games and Texas has gone 10-3 during that stretch. Thomas' season started to turn the corner in early April and over the last 22 games he is batting .470 with seven doubles, three triples, three homers and 32 runs scored.

### ON AIR

#### TV ESPNU/ESPN+

Clay Matvick, Keith Moreland  
Victor Rojas, Mike Rooney, Greg Swindell

#### LIVESTREAM WatchESPN

RADIO Longhorn IMG Radio | 104.9 FM/1260 AM

Craig Way

Keith Moreland/Roger Wallace

LIVESTATS Big12.StatBroadcast.com



## BIG 12 CONFERENCE STANDINGS

	BIG 12	PCT.	OVERALL	PCT.
<b>TEXAS</b>	<b>15-9</b>	<b>.625</b>	<b>38-18</b>	<b>.679</b>
Oklahoma State	15-9	.625	37-16	.698
West Virginia	15-9	.625	39-16	.709
TCU	13-11	.542	33-22	.600
Kansas State	13-11	.542	33-22	.600
Texas Tech	12-12	.500	37-19	.661
Oklahoma	11-13	.458	30-24	.556
Kansas	8-16	.333	24-30	.444
Baylor	6-18	.250	20-35	.364

## QUICK FACTS

### UNIVERSITY & ATHLETICS

SCHOOL	The University of Texas
CITY, STATE	Austin, TX
FOUNDED	1883
ENROLLMENT	52,384 (41,309 undergraduate)
NICKNAME	Longhorns
SCHOOL COLORS	Burnt Orange (Pantone 159) & White
HOME FIELD (CAPACITY)	UFCU Disch-Falk Field (7,373)
SURFACE	FieldTurf
DIMENSIONS...LF-340', CF-400', RF-325', LCF-370', RCF-365'	
AFFILIATION	NCAA Division I
CONFERENCE	Big 12 Conference
PRESIDENT	Chris Jay Hartzell
VICE PRESIDENT & ATHLETICS DIRECTOR	Chris Del Conte
ATHLETIC DEPT. PHONE	(512) 471-6036
TICKET OFFICE PHONE	(512) 471-3333

### BASEBALL HISTORY

FIRST YEAR OF BASEBALL	1895
All-Time Collegiate Record	3,564-1,126-28 (.737)
All-Time Overall Record	3,734-1,414-32 (.724)
All-Time Conference Record	1,456-580-13 (.714)
NATIONAL CHAMPIONSHIPS	6
COLLEGE WORLD SERIES APPEARANCES/LAST	38/2022
SUPER REGIONAL APPEARANCES/LAST	12/2022
NCAA REGIONAL APPEARANCES/LAST	59/2022
TOTAL NCAA TOURNAMENT APPEARANCES	61

### COACHES & SUPPORT STAFF

HEAD COACH	David Pierce
ALMA MATER, YEAR	Houston '88
RECORD AT TEXAS/YEARS	257-134 (.657)/7
CAREER RECORD/YEARS	454-243 (.651)/12
BASEBALL OFFICE PHONE	(512) 471-5732
BASEBALL OFFICE FAX	(512) 471-5516
ASSISTANT COACH	Steve Rodriguez
ALMA MATER, YEAR	Pepperdine '01
ASSISTANT COACH	Woody Williams
ALMA MATER, YEAR	University of Phoenix '20
ASSISTANT COACH	Caleb Longley
ALMA MATER, YEAR	East Tennessee State '18
STUDENT ASSISTANT	Cameron Rupp
SPECIAL ASSISTANT TO THE HEAD COACH	Philip Miller
COORDINATOR, PITCHING/HITTING DEV	Chris Gordon
DIRECTOR OF PLAYER DEVELOPMENT	Carli Todd
BASEBALL ATHLETIC TRAINER	Tom Mendez
BASEBALL STRENGTH COACH	Matt Couch
BASEBALL EQUIPMENT MANAGER	Chris Quinn

### 2023 PREVIEW

2022 RECORD	47-22
2020 BIG 12 RECORD	14-10
POSITION STARTERS RETURNING/LOST	3/7
PITCHERS RETURNING/LOST	8/9
LETTERMEN RETURNING/LOST	14/17
NEWCOMERS	20

### OTHER MEDIA INFORMATION

WEBSITE	TEXASSPORTS.COM
BASEBALL TWITTER	@TEXASBASEBALL
BASEBALL INSTAGRAM	@TEXASBASEBALL
RADIO STATION	104.9 THE HORN/AM 1260
CONTACT/PLAY-BY-PLAY	Craig Way
ADDRESS	705 North Lamar, Austin, TX 78703
PHONE/FAX	(512) 684-7434 / (512) 473-2233

## LONGHORNS NOTES

**HOME SWEET HOME**—Texas holds a 28-8 record this season at the friendly confines of UFCU Disch-Falk Field. In the 36 home games, the Longhorns are hitting .323 and fielding .983, while the pitching staff has a 3.57 ERA. In the 20 games played away from UFCU Disch-Falk Field, Texas holds an 10-10 record and is batting .266 with a .974 fielding percentage. Of the Longhorns' 41 errors as a team this season, 19 of them have come in the 20 games away from home.

**NARROW MARGINS**—The Longhorns have played several close games this season with 30 games decided by three runs or less. In those games decided by three runs or less, Texas has a 16-14 record and the Longhorns hold a 6-8 record in one-run ballgames. Texas has a pair of walk-off wins this season at UFCU Disch-Falk Field but have also been on the wrong end of a walk-off four times. Fourteen of the Longhorns' 18 losses have been by three runs or less and eight of the defeats have been by one run.

**G-WAGON**—Catcher Garret Guillemette has batted in the cleanup spot for Texas most of the season and has been productive, batting .317 with a team-high 58 RBI and 42 runs scored. He's also caught the majority of the games with 37 starts behind the plate. Through the first 21 games of the year Guillemette still had not hit a homer but now has 11 over the last 35 games, including a walk-off blast to complete the sweep against Texas Tech.

**EK**—Eric Kennedy holds the team lead with 31 extra-base hits, including 13 doubles and a team-high 16 home runs. The fifth-year outfielder is batting .313 with 45 RBI and 53 runs scored. In addition to his power display, he also leads the team with 22 infield hits and 11 bunt singles this season.

**INFIELD HIT MACHINE**—Throughout his career on the Forty Acres, Eric Kennedy has used his speed as a means to get on base. With 22 infield singles (11 bunt) this season, Kennedy now has 80 career infield singles (42 bunts). In 2021, Kennedy had a career-best 27 infield singles (16 bunts).

### HITTING STREAKS

	LONGEST	CURRENT
Campbell, Dylan	33	33
Brown, Porter	13	5
Kennedy, Eric	11	-
O'Dowd, Jack	11	2
Daly, Mitchell	10	-
Thomas, Jared	10	10
Powell, Peyton	8	5
Guillemette, Garre	7	1
Carlson, Tanner	4	4
Galvan, Rylan	3	2
Flores, Jalin	2	2
Duplantier, Jayden	2	-
Belyeu, Max	2	1
Constantine, Cam	1	1
Whitehead, Ace	1	-

**MIDWEEK WINS**—In seven seasons under head coach David Pierce, the Longhorns have had success in midweek games. Since 2017, Texas has gone 72-19 (.791) in mid-week games including a 12-2 record this season.

**OWN THE DISCH**—A large part of the Longhorns success under head coach David Pierce has come down to dominating at home. Since 2017 Texas has produced a 177-48 (.787) record at UFCU Disch-Falk Field, including a 28-8 mark this season. Since the stadium opened in 1975, Texas has gone 1608-408-3 at home for a .797 winning percentage. The fan base has also done a great job of making the Disch a difficult place to play. With the exception of the 2021 season because of limited capacity due to the COVID-19 pandemic, Texas has led the Big 12 in attendance for 15-consecutive seasons. This season the Longhorns are averaging 6,729 fans per game, the sixth-highest average attendance in the country.

**THE HOMESTAND**—Texas took full advantage of its longest homestand in more than 20 years, going 14-0 and outscoring opponents 131-56. The full homestand spanned a three-week stretch starting on March 7 and concluding with the opening Big 12 series against Texas Tech March 24-26. This was the longest Texas homestand in more than 20 years and the longest since the Longhorns hosted 13-straight games at UFCU Disch-Falk Field in 2011. The last time Texas had a longer homestand was in 2001, when Texas played 21-straight home games from February 6 to March 13. This was the program's eighth homestand of at least 10 games since 2001.

**HEAR 'EM**—In partnership with Learfield IMG College, Texas games will be broadcast on the Austin Radio Network, primarily on 104.9 The Horn and AM 1260. Craig Way handles primary play-by-play duties alongside Roger Wallace. This season fans will also hear analysis from Longhorn greats Keith Moreland, Ty Harrington and Nathan Thornhill throughout the season.

### REACHED-BASE STREAKS

	LONGEST	CURRENT
Campbell, Dylan	39	39
Brown, Porter	36	5
Thomas, Jared	25	25
Powell, Peyton	20	5
Guillemette, Garre	17	1
O'Dowd, Jack	13	9
Kennedy, Eric	12	2
Daly, Mitchell	11	-
Galvan, Rylan	6	6
Flores, Jalin	5	5
Carlson, Tanner	5	5
Constantine, Cam	3	1
Duplantier, Jayden	3	-
Whitehead, Ace	2	-
Belyeu, Max	2	1
Hoffart, Preston	2	2
O'Hara, Cade	1	1

## TEXAS BY THE NUMBERS

	LAST HR	OFF	MOST HITS, GAME ('23)	MOST RBI, GAME ('23)
Belyeu	-	-	2, 3/18 vs. New Orleans	2, 4/20 vs. ACU
Brown	5/18/23 vs. West Virginia	Siegel	4, 5/18 vs. West Virginia	8, 5/18 vs. West Virginia
Campbell	5/19/23 vs. West Virginia	Traxel	3, 5x-last 5/12 vs. San Jose State	3, 3x-last 5/13 vs. San Jose State
Carlson	5/12/23 vs. San Jose State	Shimashita	3, 5/1 at TCU	4, 5/12 vs. San Jose State
Constantine	5/12/23 vs. San Jose State	Shimashita	1, 2x-last 4/20 vs ACU	1, 2x-last 5/12 vs. San Jose State
Daly	4/25/23 vs. Texas Southern	Castillo	3, 2/21 vs. A&M-Corpus	3, 4/25 vs. Texas Southern
Duplantier	-	-	2, 3/5 at Cal State Fullerton	2, 2x-last 3/14 vs. NDSU
Flores	5/20/23 vs. West Virginia	Major	3x-last 5/20 vs. West Virginia	3, 5/20 vs. West Virginia
Galvan	4/4/23 vs. Air Force	Collier	3, 3/8 vs. Mercer	4, 3/8 vs. Mercer
Guillemette	5/5/23 at Kansas	Baumgartner	3, 4/15 at Baylor	5, 3/21 vs. UIW
Hoffart	-	-	-	1, 4/20 vs. ACU
Kennedy	5/19/23 vs. West Virginia	Traxel	4, 3x-last 5/12 vs. San Jose State	8, 5/12 vs. San Jose State
O'Dowd	4/29/23 at TCU	Klecker	4, 3/21 vs. UIW	3, 2x-last 3/21 vs. UIW
O'Hara	-	-	-	-
Powell	5/19/23 vs. West Virginia	Allen	3, 6x-last 5/1 at TCU	4, 3/26 vs. Texas Tech
Schuessler	4/22/22 vs. Baylor	Oliver	-	-
Thomas	5/19/23 vs. West Virginia	Traxel	4, 5/6 at Kansas	4, 4/20 vs. ACU
Whitehead	-	-	1, 3/12 vs. Manhattan	3, 3/12 vs. Manhattan

### W-L BY POSITION (STARTS)

	C	1B	2B	SS	3B	LF	CF	RF	DH
Belyeu									1-2
Brown						35-18			3-0
Campbell							1-0	37-18	
Carlson					3-2				8-3
Constantine		2-1							1-0
Daly				30-16					
Duplantier			0-1	1-0		2-0			3-3
Flores				6-1	0-4				5-5
Galvan	15-4								3-0
Guillemette	23-14								14-3
Kennedy							37-18		
O'Dowd			38-17						
O'Hara				1-1					
Powell		0-1			35-12				0-1
Thomas		36-16							
Whitehead						1-0		1-0	0-1

### W-L BY BATTING ORDER (STARTS)

	1	2	3	4	5	6	7	8	9
Belyeu								0-1	1-1
Brown			7-7	2-0	29-11				
Campbell	4-4	11-10	22-4						
Carlson						1-0	4-2	3-2	1-0
Constantine							1-1	1-0	1-0
Daly					1-0	4-3	17-5	5-5	3-3
Duplantier						0-1			6-3
Flores			0-1	2-2			1-0	1-2	5-1
Galvan						4-1	4-0	3-2	7-1
Guillemette			1-0	36-17					
Kennedy	23-11	4-4				8-2	2-1		
O'Dowd					2-4	18-4	6-4	8-2	4-3
O'Hara									1-1
Powell		23-4	8-7		4-1		0-1	0-1	
Thomas	11-3					1-3	3-4	17-3	4-3
Whitehead									2-1

### RUNS SCORED BY INNING

	1	2	3	4	5	6	7	8	9	10+	Total
Texas	71	53	54	52	41	66	30	42	10	1	420
Opponents	26	38	13	31	28	37	24	20	35	2	254

### TEXAS BY THE NUMBERS

Current streak: W5	Ahead after 6-7-8: 32-4/32-3/35-2	Hit homer: 28-13
Current record: 38-18	Behind after 6-7-8: 2-10/2-11/0-14	Homer with men on: 19-5
Home/Road/Neutral: 28-8/10-7/0-3	Tied after 6-7-8: 4-4/1-4/0-2	Hit multiple homers: 17-3
Day/Night: 15-12/23-6	1-run games: 6-8	Score first: 25-8
Big 12 record: 15-9	2-run games: 6-3	Score 5 or more: 34-6
Series W-L-T (home): 7-1-0	Extra innings: 0-0	Score less than 5: 4-12
Series W-L-T (road): 3-2-0	Collect 10 or more hits: 27-5	Outhit opponents: 34-4
vs. LH/RH starters: 14-7/24-11	Opp. 10 or more hits: 6-7	Outhit by opponents: 2-13
White/Orange/Gray/Cream/Pin: 11-5/10-4/8-5/6-0/3-4	Come-from-behind wins: 11	Opp. come-from-behind wins: 10

### MISCELLANEOUS

**Game-Tying & Go-Ahead RBI:** Guillemette (28), Brown (16), Powell (14), O'Dowd (13), Campbell (13), Kennedy (5), Daly (5), Galvan (4), Carlson (2), Flores (2), Thomas (2), Whitehead (1)

**2-Out RBI (160):** Kennedy (25), Guillemette (24), Brown (23), Campbell (17), Thomas (14), O'Dowd (14), Galvan (8), Powell (7), Daly (7), Duplantier (6), Whitehead (5), Flores (4), Carlson (3), Belyeu (2), O'Hara (1)

**Bunt Singles (27):** Kennedy (12), Thomas (5), Campbell (4), Brown (2), Daly (2), Powell (2)

**OF Assists (17):** Campbell (7), Kennedy (5), Brown (4), Whitehead (1)

**Batted Around (5):** 2/21 vs. AMCC (5th inn.), 3/13 vs. Manhattan (1st inn.), 3/18 vs. New Orleans (6th inn.), 3/21 vs. UIW (6th inn.), 4/20 vs. Abilene Christian (2nd inn.), 4/25 vs. Texas Southern (3rd inn.), 5/12 vs. San Jose State (1st inn.), 5/12 vs. San Jose State (6th inn.), 5/13 vs. San Jose State (4th inn.)

**Weekly Awards:** Porter Brown, Big 12 Player of the Week (3/27); Lucas Gordon, Big 12 Co-Pitcher of the Week (5/2); Lebaron Johnson Jr., Big 12 Pitcher of the Week (5/8)

### TEXAS PITCHING BY THE NUMBERS

	W-L-S	G	ERA	IP	H	ER	BB	SO	HR
Totals	38-18-15	56	4.06	494.0	439	223	241	496	32
Big 12	15-9-7	24	5.05	212.0	206	119	122	206	21
Starters	26-7-0	56	3.71	238.0	210	98	104	246	18
Relievers	12-11-15	56	4.39	256.0	229	125	137	250	14
Home	28-8-8	36	3.57	318.0	252	126	153	328	17
Road	10-7-7	17	5.11	149.2	154	85	80	136	12
Neutral	0-3-0	3	4.10	26.1	33	12	8	32	3
February	3-5-1	8	3.15	71.1	60	25	29	88	5
March	17-2-7	19	3.41	171.2	144	65	76	175	9
April	10-8-3	18	4.44	156.0	133	77	95	141	9
May	8-3-4	11	5.31	95.0	102	56	41	92	9
June	-	-	-	-	-	-	-	-	-

### MULTIPLE-HIT GAMES

	2	3	4	5+	TOTAL
Powell, Peyton	19	7	-	-	26
Campbell, Dylan	14	7	-	-	21
Guillemette, Garre	18	1	-	-	19
Kennedy, Eric	13	3	3	-	19
Brown, Porter	13	5	1	-	19
Thomas, Jared	11	6	1	-	18
O'Dowd, Jack	12	1	1	-	14
Daly, Mitchell	7	1	-	-	8
Carlson, Tanner	3	1	-	-	4
Galvan, Rylan	3	1	-	-	4
Flores, Jalin	3	-	-	-	3
Duplantier, Jayden	2	-	-	-	2
Belyeu, Max	1	-	-	-	1
Constantine, Cam	1	-	-	-	1
<b>TEAM</b>	<b>120</b>	<b>33</b>	<b>6</b>	<b>0</b>	<b>159</b>

### MULTIPLE-RBI GAMES

	2	3	4	5+	TOTAL
Guillemette, Garre	10	5	1	1	17
Brown, Porter	8	2	2	1	13
Campbell, Dylan	9	3	-	-	12
Kennedy, Eric	8	2	1	1	12
Powell, Peyton	9	1	1	-	11
O'Dowd, Jack	6	2	-	-	8
Thomas, Jared	6	-	1	-	7
Flores, Jalin	4	1	-	-	5
Galvan, Rylan	2	1	1	-	4
Daly, Mitchell	3	1	-	-	4
Carlson, Tanner	2	-	1	-	3
Duplantier, Jayden	3	-	-	-	3
Whitehead, Ace	1	1	-	-	2
Belyeu, Max	1	-	-	-	1
<b>TEAM</b>	<b>72</b>	<b>19</b>	<b>8</b>	<b>3</b>	<b>102</b>

### CATCHERS

	PB	FLD%	CS-ATT.	CS%
Galvan	3	.983	1-24	4%
Guillemette	8	.989	14-37	38%
<b>Totals</b>	<b>11</b>	<b>.986</b>	<b>14-61</b>	<b>23%</b>

### HOME RUNS

	1R	2R	3R	SLAM	TOTAL
Kennedy	10	3	1	2	16
Campbell	6	5	1	-	12
Brown	5	5	2	-	12
Guillemette	4	5	1	1	11
Powell	7	3	-	-	10
Daly	4	-	1	-	5
Galvan	3	1	-	-	4
Thomas	1	3	-	-	4
O'Dowd	1	1	1	-	3
Flores	2	1	-	-	3
Carlson	1	-	-	1	2
Constantine	1	-	-	-	1
<b>Totals</b>	<b>45</b>	<b>27</b>	<b>7</b>	<b>4</b>	<b>83</b>

### WEEKLY RANKING SUMMARY

POLL	D1	BA	NCBWA	CBN	COACHES
Pre	NR	NR	26	25	24
Feb. 20	NR	NR	NR	NR	NR
Feb. 27	NR	NR	NR	NR	NR
Mar. 7	NR	NR	NR	NR	NR
Mar. 13	NR	NR	NR	NR	NR
Mar. 20	NR	NR	NR	NR	NR
Mar. 27	21	19	24	15	19
Apr. 3	21	20	24	13	19
Apr. 10	19	12	19	15	18
Apr. 17	14	14	15	12	14
Apr. 24	NR	NR	26	NR	NR
May 1	NR	NR	27	NR	NR
May 8	NR	NR	NR	NR	NR
May 15	NR	NR	NR	NR	NR
May 22	20	13	25	13	22
May 29	-	-	-	-	-





# HEAD COACH DAVID PIERCE 22

7th season at Texas | 12th season as head coach

HIGH SCHOOL **St. Pius X High School**  
 JUNIOR COLLEGE **Wharton County Junior College**  
 ALMA MATER **University of Houston, 1988**

A Texas native who has spent most of his 30-year career coaching in the state, David Pierce was named head baseball coach at The University of Texas on June 29, 2016. Pierce, just the fifth Longhorn head coach since 1911 (with the exception of the war years of 1943-

45 when Blair Cherry was at the helm), is the 13th head coach in 123 years of Texas baseball. Entering his seventh season as the Longhorns' head coach in 2023, Pierce has an overall record of 219-116 at Texas and a 416-225 mark in 11 seasons as a Division I head coach.

In 2022, the Longhorns returned to the College World Series for the second-consecutive season and third time in the last four completed seasons with a 47-22 overall. Texas smashed the program record with 128 home runs, surpassing the 2010 squad that hit 81. The best power hitting team in program history slugged .550 to smash the previous program record of .508 set in 1974. Leading the way offensively, Ivan Melendez became the first Texas player to win the USA Baseball Golden Spikes Award and swept the national player of the year awards. Melendez hit a Longhorns record 32 home runs, surpassing Kyle Russell's Texas record 28 homers in 2007 and Kris Bryant's BBCOR era record of 31 homers in 2013. Melendez batted .387 and led the country with 94 RBI and an .863 slugging percentage. Along with Melendez's great season, Murphy Stehly had a breakout year batting .367 with 19 homers and 61 RBI and was named a second team All-American. Pete Hansen led the pitching staff and landed second team All-America honors with a 3.76 ERA, an 11-3 record and 120 strikeouts in 107.2 innings pitched. Melendez, Stehly and Hansen led a total of nine players named to the All-Big 12 teams and were joined by catcher Silas Ardoin on the first team. Infielders Trey Faltine and Skyler Messinger and starting pitcher Lucas Gordon landed on the second team. Outfielder Douglas Hodo III and designated hitter Austin Todd were named Honorable Mention. The Longhorns also produced the best defensive season in program history, fielding .985 for the first time ever and finishing with a program low 37 errors.

The 2021 season saw Texas return to the College World Series and come just one game shy of the CWS Finals. Pierce guided the Longhorns to the Big 12 Championship and their first 50-win season since 2010, while being named the Big 12 Conference Coach of the Year for the second time. He was also recognized as the ABCA Central Regional Coach of the Year, a distinction he had not received since the 2012 season. The Longhorns had 13 total players recognized on the All-Big 12 teams, including the Big 12 Pitcher of the Year Ty Madden. Madden was also named a First Team All-American and became the highest drafted Texas player since Taylor Jungmann in 2011. Including Madden, seven total Texas players were selected in the 2021 MLB Draft. The 2021 Longhorns led the nation with a 2.93 ERA, the best mark for the program since 2014. The pitching staff also totaled 556 strikeouts, the most for a Longhorn pitching staff since 2011. Offensively the Longhorns blasted 68 home runs, the most since a program record 81 in 2010. The team not only hit for power, finishing with more stolen bases (92) than any Texas team in over 15 years.

In just his second season at the helm, Pierce was named Baseball America's National Coach of the Year after guiding the Longhorns to a 42-23 record and back to the College World Series for the first time since 2014. With a 17-7 mark in league play, Pierce, who was named the Big 12 Conference Coach of the Year, led his team to the Big 12 Conference title—the first conference title for Texas since 2011—and hosted both an NCAA Regional and an NCAA Super Regional. In the Austin Regional, the Longhorns went 3-0 with wins over Texas Southern, Texas A&M, and Indiana. In the Super Regional, Texas dropped game one to Tennessee Tech before taking games two and three to send Pierce to Omaha for the first time as head coach. The Longhorns finished ranked in the top eight in every major poll to close out the season and finished first in the nation in double plays (73) and ninth in triples (22). Under Pierce and his staff's tutelage, second baseman Kody Clemens completed one of the best offensive seasons in Texas history. A third-round draft pick by the Detroit Tigers, Clemens was named a unanimous first team All-American at second base, becoming the first to earn that honor under Pierce. Clemens, the ABCA National Player of the Year and a finalist for both the Dick Howser Trophy and the USA Baseball Golden Spikes Award, blasted 24 home runs on the year, good for second in the country and second-most in a single season in Texas Baseball history. Clemens also ranked nationally in total bases (second, 180), slugging percentage (fifth, .726), and RBI (12th, 72).

In his first season leading the Longhorns, Pierce led Texas to a 39-24 record, a 14-win improvement from the 2016 campaign. Texas came within one win of taking the Big 12 Conference tournament title before earning a No. 2 seed in the Long Beach Regional. Texas won its first two games of the regional before its season came to a close at the hands of LBSU. As a team, the Longhorns finished in the top 10 nationally in several statistical categories including double plays turned (fourth, 65), fielding percentage (fourth, .982), earned run average (ninth, 3.15), and hits allowed per nine innings (ninth, 7.60). Right-handed pitcher Morgan Cooper, a third team All-America selection, was taken in the second round of the MLB Draft, the first of 11 Longhorns to be selected in 2017, the most for any school. In Pierce's two seasons, a total of 16 Longhorns have been chosen in the draft.

The 56-year-old Pierce came to Texas from Tulane, where he spent the previous two seasons as head coach following a three-year stint at Sam Houston State in the same role. Pierce's teams have qualified for the NCAA tournament in seven years with him at the helm, and including his time as an assistant, Pierce was a part of programs that advanced to the postseason in 18 consecutive years, played in eight Super Regionals and reached five College World Series, winning a title in 2003 with Rice. In the summer of 2016, he was also named an assistant coach with the U.S. Collegiate National Team. Joining the Tulane Green Wave in 2015, the Houston native guided the school into its first season in the American Athletic Conference. His team posted a school-record nine shutouts, which ranked fourth in the nation, en route to a 35-25 record and the program's first regional appearance since 2008.

Pierce's second season at Tulane brought even more success as he led the 2016 Green Wave to a 41-21 record, a regular season AAC championship and a second-consecutive regional appearance. The 41 wins were the most for the program since 2006. The team led the nation with 13 shutouts and ranked in the top 25 in both ERA (23rd/3.24) and WHIP (25th/1.24), while belting out 66 home runs, which was tied for 13th nationally. Tulane produced two third-round picks in the 2016 Major League Baseball Draft in catcher Jake Rogers and shortstop Stephen Alemais with Rogers becoming Tulane's highest draft pick since 2008. In three seasons as head coach at Sam Houston State, Pierce compiled a record of 121-63 (.658). During his tenure, the Bearkats made three straight NCAA Regional appearances for just the second time in program history. Sam Houston State was crowned Southland Conference champions in each of his three seasons (the program's only previous league

## PLAYING CAREER

1982-83	Wharton County Junior College
1984-85	Houston

## COACHING CAREER

1989-90	St. Pius X High School	Head Coach
1991	Rice	Assistant Coach
1992-95	Episcopal High School	Assistant Coach
1996-01	J. Frank Dobie High School	Head Coach
2001-02	Houston	Assistant Coach
2003-11	Rice	Assistant Coach
2012-14	Sam Houston State	Head Coach
2015-16	Tulane	Head Coach
2017-present	Texas	Head Coach

## YEAR-BY-YEAR COACHING RECORD

Yr.	School	Record	Pct.	Conf.	Pct.	Postseason
2012	Sam Houston	40-22	.645	24-9 (1 <sup>st</sup> )	.727	NCAA Regional
2013	Sam Houston	38-22	.633	20-7 (1 <sup>st</sup> )	.741	NCAA Regional
2014	Sam Houston	43-19	.694	22-8 (1 <sup>st</sup> )	.733	NCAA Regional
2015	Tulane	35-25	.583	13-11 (T3 <sup>rd</sup> )	.542	NCAA Regional
2016	Tulane	41-21	.661	15-7 (1 <sup>st</sup> )	.682	NCAA Regional
2017	Texas	39-24	.619	11-12 (6 <sup>th</sup> )	.478	NCAA Regional
2018	Texas	42-23	.646	17-7 (1 <sup>st</sup> )	.708	World Series
2019	Texas	27-27	.500	7-16 (9 <sup>th</sup> )	.304	-
2020	Texas	14-3	.824	0-0	-	-
2021	Texas	50-17	.746	17-7 (1 <sup>st</sup> )	.708	World Series
2022	Texas	47-22	.681	14-10 (5 <sup>th</sup> )	.583	World Series
2023	Texas	38-18	.679	15-9	.625	-
<b>Total</b>	<b>12 seasons</b>	<b>454-243</b>	<b>.651</b>	<b>175-103</b>	<b>.629</b>	
9 Regionals, 3 Super Regional, 3 College World Series						

## COACHING HONORS

2021	ABCA Regional Coach of the Year
2021	Big 12 Conference Coach of the Year
2018	Baseball America National Coach of the Year
2018	Big 12 Conference Coach of the Year
2016	Assistant Coach - U.S. Collegiate National Team
2013	Southland Conference Coach of the Year
2012	Southland Conference Coach of the Year
2012	ABCA Regional Coach of the Year

title came in 1989), and Pierce was named the conference coach of the year in both 2012 and 2013. The recognition in back-to-back years made him the first Southland Conference coach to earn consecutive honors since UTSA's Sherman Corbett (2007-08).

In his first season as head coach in 2012, the Bearkats were ranked in each of the major Division I polls for the first time in program history. He was honored as an American Baseball Coaches Association (ABCA) Regional Coach of the Year that season. In 2014, his final season in Huntsville, Pierce guided SHSU to a 43-19 record, the second-highest single-season win total for the Bearkats since they joined Division I in 1987. The team ranked in the top 25 in the nation and second in the conference in both ERA (17th/2.73) and hits (25th/610). It also led the conference in scoring (5.7 rpg), home runs (31) and slugging percentage (.390).

A native of Houston, Pierce was born on October 13, 1962. He and his wife, Susan, have two children and two grandchildren. Pierce's daughter, Chelsea, graduated from The University of Texas in 2012 and is married to husband Bryan Caffey, and the couple have two daughters, Beckett and Lochlan. David and Susan's son, Shea, played for his father at both Sam Houston (2012-15) and Tulane (2016) and is married to the former Madison Olivarez, who is a 2018 graduate of The University of Texas.

## 2023 TEXAS ROSTER

#	NAME	POS.	B/T	HT.	WT.	YR.	HOMETOWN / HIGHSCHOOL
0	Jayden Duplantier	INF	R/R	6-1	185	Fr.	Humble, Texas / Summer Creek
1	Jalin Flores	INF	R/R	6-2	195	Fr.	San Antonio, Texas / Brandeis
4	Porter Brown	OF	L/L	5-11	200	R-Jr.	San Antonio, Texas / Reagan / TCU
5	Tanner Carlson	INF	R/R	6-1	195	Sr.	Elk Grove, Calif. / Elk Grove / Long Beach State
6	Rylan Galvan	C	R/R	6-0	210	Fr.	Sinton, Texas / Sinton
8	Dylan Campbell	INF/OF	R/R	5-11	205	Jr.	Houston, Texas / Strake Jesuit
9	Jared Thomas	INF/OF	L/L	6-2	185	Fr.	Waxahachie, Texas / Waxahachie
10	Kimble Schuessler	C	R/R	6-2	210	Jr.	Llano / Llano / Texas A&M
11	Tanner Witt	RHP	R/R	6-6	225	R-So.	Houston, Texas / Episcopal
12	Max Belyeu	OF	L/R	6-2	205	Fr.	Aledo, Texas / Aledo
13	Lucas Gordon	LHP	L/L	6-1	193	Jr.	Los Angeles, Calif. / Notre Dame
14	Cade O'Hara	INF	R/R	5-11	175	Fr.	Tustin, Calif. / Mater Dei
15	Peyton Powell	UTL	L/R	6-1	195	R-Jr.	Robinson, Texas / Robinson
19	Mitchell Daly	INF	R/R	6-1	193	Jr.	Madison, Ala. / Bob Jones
24	Chase Lummus	LHP	L/L	6-1	205	R-So.	Godley, Texas / Godley
27	Jack O'Dowd	INF	L/R	6-2	200	Jr.	Nashville, Tenn. / Lipscomb Academy / Vanderbilt
28	Ace Whitehead	OF/LHP	L/L	5-10	190	So.	Lampasas, Texas / Lampasas
29	Cam Constantine	UTL	R/R	6-0	200	R-So.	McKinney, Texas / McKinney North
30	Eric Kennedy	OF	L/R	6-0	205	R-Sr.	Tampa, Fla. / Calvary Christian
31	DJ Burke	RHP	R/R	6-2	225	Jr.	San Antonio, Texas / Clark / Garden City / San Jacinto
32	Charlie Hurley	RHP	R/R	6-8	215	Jr.	Sacramento, Calif. / Jesuit / USC
34	Kobe Minchey	RHP	R/R	6-2	220	Fr.	Jarrell, Texas / Home School
35	Garret Guillemette	C	R/R	6-1	215	Jr.	Yorba Linda, Calif. / Servite / USC
36	David Shaw	LHP	R/L	6-7	205	So.	Houston, Texas / Kinkaid / Rice
37	Zane Morehouse	RHP	R/R	6-4	200	R-Jr.	Dawson, Texas / Dawson / Bossier / Dyersburg
38	Max Grubbs	RHP	R/R	6-1	205	Fr.	Arlington, Texas / Martin
39	Travis Sthele	RHP	R/R	6-0	215	R-So.	San Antonio, Texas / Reagan
40	Preston Hoffart	C	R/R	5-11	195	R-Jr.	Magnolia, Texas / Magnolia / Blinn
41	Cody Howard	RHP	R/R	6-1	198	R-Fr.	The Woodlands, Texas / The Woodlands / Baylor
42	Chris Stuart	LHP	L/L	6-0	230	Jr.	Amsterdam, Netherlands / Calandyceum / San Jacinto
45	Heston Tole	RHP	R/R	6-6	220	Jr.	Wichita Falls, Texas / IMG Academy / Arkansas
47	Sam Walbridge	LHP	L/L	6-5	210	R-Jr.	San Antonio, Texas / Saint Mary's Hall
48	Cameron O'Banan	RHP	R/R	6-2	185	R-Fr.	Dripping Springs, Texas / Dripping Springs
50	Grant Fahrlander	C	R/R	5-11	215	Fr.	Austin, Texas / St. Michael's
53	Luke Harrison	LHP	L/L	6-2	205	So.	Friendswood, Texas / Lutheran South Academy
57	Lebarron Johnson Jr.	RHP	R/R	6-4	215	R-So.	Jacksonville, Fla. / Paxon School
58	Pierce George	RHP	R/R	6-6	240	Fr.	Austin, Texas / Lake Travis
88	André Duplantier II	RHP	R/R	6-2	205	R-So.	Humble, Texas / Summer Creek

#	Name	Pos.
12	Max Belyeu	OF
4	Porter Brown	OF
31	DJ Burke	RHP
8	Dylan Campbell	INF/OF
5	Tanner Carlson	INF
29	Cam Constantine	UTL
19	Mitchell Daly	INF
88	André Duplantier II	RHP
0	Jayden Duplantier	INF
50	Grant Fahrlander	C
1	Jalin Flores	INF
6	Rylan Galvan	C
58	Pierce George	RHP
13	Lucas Gordon	LHP
38	Max Grubbs	RHP
35	Garret Guillemette	C
53	Luke Harrison	LHP
40	Preston Hoffart	C
41	Cody Howard	RHP
32	Charlie Hurley	RHP
57	Lebarron Johnson Jr.	RHP
30	Eric Kennedy	OF
24	Chase Lummus	LHP
34	Kobe Minchey	RHP
37	Zane Morehouse	RHP
48	Cameron O'Banan	RHP
27	Jack O'Dowd	INF
14	Cade O'Hara	INF
15	Peyton Powell	UTL
10	Kimble Schuessler	C
36	David Shaw	LHP
39	Travis Sthele	RHP
42	Chris Stuart	LHP
9	Jared Thomas	INF/OF
45	Heston Tole	RHP
47	Sam Walbridge	LHP
28	Ace Whitehead	OF/LHP
11	Tanner Witt	RHP

**PRONUNCIATION:** RYLAN GALVAN (GAL-VAHN); KIMBLE SCHUESSLER (SHOO-SLER); MAX BELYEU (BUH-LOO); CHASE LUMMUS (LOO-MISS); GARRET GUILLEMETTE (GILL-MET); TRAVIS STHELE (STAY-LEE); ANDRE/JAYDEN DUPLANTIER (DOO-PLAN-TEE-AY)

### COACHING STAFF

22	David Pierce	Head Coach
7	Steve Rodriguez	Assistant Coach
54	Woody Williams	Assistant Coach
33	Caleb Longley	Assistant Coach
3	Cameron Rupp	Student Assistant
	Philip Miller	Special Assistant
	Matt Couch	Athletic Performance
	Tom Mendez	Assistant Athletic Trainer
	Carli Todd	Director of Player Development
	Chris Gordon	Coordinator Hitting/Pitching Dev.
	Chris Quinn	Equipment Manager

### ROSTER BREAKDOWN BY CLASS

**R-Senior (1):** Kennedy  
**Senior (1):** Carlson  
**R-Junior (5):** Brown, Hoffart, Morehouse, Powell, Walbridge  
**Junior (10):** Burke, Campbell, Daly, Gordon, Guillemette, Hurley, O'Dowd, Schuessler, Stuart, Tole  
**R-Sophomore (6):** Constantine, Duplantier Johnson, Lummus, Sthele, Witt  
**Sophomore (3):** Harrison, Shaw, Whitehead  
**R-Freshman (2):** Howard, O'Banan  
**Freshmen (10):** Belyeu, Duplantier, Fahrlander, Flores, Galvan, George, Grubbs, Minchey, O'Hara Thomas

### ROSTER BREAKDOWN BY POSITION


**LHP (7):** Gordon, Harrison, Lummus, Shaw, Stuart, Walbridge, Whitehead  
**RHP (13):** Burke, Duplantier, George, Grubbs, Howard, Hurley, Minchey, Morehouse, Johnson, O'Banan, Sthele, Tole, Witt  
**C (5):** Fahrlander, Galvan, Guillemette, Hoffart, Scheussler  
**INF (8):** Campbell, Carlson, Daly, Duplantier, Flores, O'Dowd, O'Hara, Thomas  
**OF (6):** Belyeu, Brown, Campbell, Kennedy, Thomas, Whitehead  
**UTL (2):** Constantine, Powell



# 2023 TEXAS LONGHORNS BASEBALL




**0** **JAYDEN DUPLANTIER**  
INF R/R 6-1 180 Fr.  
Humble, Texas



**1** **JALIN FLORES**  
INF R/R 6-2 185 Fr.  
San Antonio, Texas



**4** **PORTER BROWN**  
OF L/L 5-11 190 R-Jr.  
San Antonio, Texas



**5** **TANNER CARLSON**  
INF R/R 6-1 190 Sr.  
Elk Grove, Calif.



**6** **RYLAN GALVAN**  
C R/R 6-0 185 Fr.  
Sinton, Texas




**8** **DYLAN CAMPBELL**  
INF/OF R/R 5-11 205 Jr.  
Houston, Texas



**9** **JARED THOMAS**  
INF/OF L/L 6-2 175 Fr.  
Waxahachie, Texas



**10** **KIMBLE SCHUESSLER**  
C R/R 6-2 205 Jr.  
Llano, Texas



**11** **TANNER WITT**  
RHP R/R 6-5 215 R-So.  
Houston, Texas




**12** **MAX BELYEU**  
OF L/R 6-2 195 Fr.  
Aledo, Texas



**13** **LUCAS GORDON**  
LHP L/L 6-1 193 Jr.  
Los Angeles, Calif.



**14** **CADE O'HARA**  
INF R/R 6-1 175 Fr.  
Tustin, Calif.



**15** **PEYTON POWELL**  
UTL L/R 6-1 195 R-Jr.  
Robinson, Texas



**19** **MITCHELL DALY**  
INF R/R 6-1 185 Jr.  
Madison, Ala.



**24** **CHASE LUMMUS**  
LHP L/L 6-1 205 R-So.  
Godley, Texas




**27** **JACK O'DOWD**  
INF R/R 6-2 195 Jr.  
Nashville, Tenn.




**28** **ACE WHITEHEAD**  
OF/LHP L/L 5-11 185 So.  
Lampasas, Texas



**29** **CAM CONSTANTINE**  
UTL R/R 6-0 200 R-So.  
McKinney, Texas



**30** **ERIC KENNEDY**  
OF L/R 6-0 203 R-Sr.  
Tampa, Fla.



**31** **DJ BURKE**  
RHP R/R 6-2 215 Jr.  
San Antonio, Texas



**32** **CHARLIE HURLEY**  
RHP R/R 6-8 218 Jr.  
Sacramento, Calif.



**34** **KOBE MINCHEY**  
RHP R/R 6-2 205 Fr.  
Jarrell, Texas




**35** **GARRET GUILLEMETTE**  
C R/R 6-1 210 Jr.  
Yorba Linda, Calif.



**36** **DAVID SHAW**  
LHP R/L 6-7 205 So.  
Houston, Texas



**37** **ZANE MOREHOUSE**  
RHP R/R 6-4 200 R-Jr.  
Dawson, Texas



**38** **MAX GRUBBS**  
RHP R/R 6-1 180 Fr.  
Arlington, Texas




**39** **TRAVIS STHELE**  
RHP R/R 6-0 198 R-So.  
San Antonio, Texas



**40** **PRESTON HOFFART**  
C R/R 5-11 190 R-Jr.  
Magnolia, Texas



**41** **CODY HOWARD**  
RHP R/R 5-11 198 R-Fr.  
The Woodlands, Texas



**42** **CHRIS STUART**  
LHP L/L 6-0 210 Jr.  
Amsterdam, Netherlands




**45** **HESTON TOLE**  
RHP R/R 6-6 220 Jr.  
Wichita Falls, Texas



**47** **SAM WALBRIDGE**  
LHP L/L 6-5 210 R-Jr.  
San Antonio, Texas



**48** **CAMERON O'BANAN**  
RHP R/R 6-2 185 R-Fr.  
Dripping Springs, Texas




**50** **GRANT FAHRLANDER**  
C R/R 5-11 200 Fr.  
Austin, Texas



**53** **LUKE HARRISON**  
LHP L/L 6-2 175 So.  
Friendswood, Texas



**57** **LEBARRON JOHNSON JR.**  
RHP R/R 6-4 207 R-So.  
Jacksonville, Fla.




**58** **PIERCE GEORGE**  
RHP R/R 6-6 215 Fr.  
Austin, Texas



**88** **ANDRÉ DUPLANTIER II**  
RHP R/R 6-2 215 R-So.  
Humble, Texas



PROBABLE STARTING PITCHER



# T LEFT-HANDED PITCHER LUCAS GORDON 13

CLASS Junior HOMETOWN Los Angeles, Calif. HIGH SCHOOL Notre Dame

**AS A SOPHOMORE (2022)** Named to the All-Big 12 second team as a sophomore starting pitcher... finished with a 7-2 record and a 3.05 ERA with 77 strikeouts in 85.2 innings pitched... held opponents to a .224 batting average against... had four-straight quality starts heading into the NCAA postseason... pitched 5.1 innings and allowed just one run against Louisiana Tech (6/4) in the NCAA Austin Regional... had a career long outing of 7.2 innings, allowing just one earned run against TCU (5/26) in the Big 12 Tournament... struck out a career high 11 batters against Oklahoma State (5/1)... threw six innings against Texas Tech with one earned run and seven struck out batters (3/27)... pitched a season high seven shutout innings with four strikeouts against Incarnate Word (3/20)... got first start of the season pitching five innings with five strikeouts against Texas A&M-Corpus Christi (2/23).

**AS A FRESHMAN (2021)** Pitched in 19 games with one start during debut season... finished with a 3.32 ERA and one save in 21.2 innings pitched... struck out 19 batters and held opponents to a .197 batting average against... had five-straight scoreless outings from March to early April, pitching 6.2 consecutive scoreless innings... pitched a perfect inning of relief with one strikeout to earn the save against Nevada (4/14)... made first career start, pitching three shutout innings with two strikeouts and only one hit allowed... had another scoreless streak from April to early May, with seven straight scoreless outings spanning 9.1 innings.

**HIGH SCHOOL** Four-year first baseman and left-handed pitcher for head coach Tom Dill at Notre Dame High School... named the 2019 Mission League MVP... posted a 5-1 record with a 1.39 ERA and 56 strikeouts in 45.1 innings pitched as a junior... also batted .366 with seven doubles and two triples... participated in the inaugural High School MLB All-Star game in Cleveland in 2019... made the 20-man roster for the 2019 18U National Team that won silver at the U-18 Baseball World Cup in Gijang, South Korea... member of the 2017 USA Baseball 15U National Team that was named co-champions of the COPABE Pan American 'AA' Championships.

**PERSONAL** Son of Stephanie Gloria and Jeff Gordon.

CAREER GAME-BY-GAME STARTS

Date	OPPONENT	GS	IP	H	R	ER	BB	SO	2B	3B	HR	WP	BK	HBP	IBB	Score	W	L	SV	ERA	NP
May 04, 2021	TEXAS STATE	*	3.0	1	0	0	0	2	0	0	0	0	0	0	0	4-1	0	0	1	2.61	42
Feb 23, 2022	A&M-Corpus Christi	*	5.0	1	4	0	0	4	1	0	0	2	0	1	0	5-4	0	0	0	0.00	75
Mar 06, 2022	UCLA	*	4.0	4	1	1	1	1	1	0	0	0	0	0	0	1-5	0	0	0	0.75	63
Mar 13, 2022	South Carolina-2	*	3.1	5	3	3	4	4	0	0	0	0	0	0	0	4-9	0	1	0	2.35	74
Mar 20, 2022	UIW	*	7.0	4	0	0	0	4	0	0	0	0	0	0	0	12-0	1	1	0	1.61	80
Mar 27, 2022	Texas Tech	*	6.0	5	1	1	2	7	1	0	0	0	0	0	0	12-1	2	1	0	1.59	101
Apr 03, 2022	Oklahoma	*	3.2	8	4	4	1	2	0	1	0	0	1	2	0	12-8	2	1	0	2.53	63
Apr 10, 2022	TCU	*	5.2	5	2	2	1	4	2	0	0	1	0	0	0	7-3	2	1	0	2.63	97
Apr 16, 2022	K-State	*	5.0	3	2	2	3	7	0	1	0	1	0	1	0	4-2	3	1	0	2.74	100
Apr 24, 2022	BAYLOR	*	5.1	5	4	3	3	5	1	0	1	0	0	2	0	13-4	4	1	0	3.00	94
May 01, 2022	OKLAHOMA STATE	*	6.0	3	2	2	2	11	0	0	0	0	0	1	0	8-10	4	1	0	3.00	101
May 07, 2022	West Virginia-2	*	7.0	2	0	0	0	5	0	0	0	0	0	0	0	11-0	5	1	0	2.66	86
May 20, 2022	KANSAS	*	6.0	5	1	1	1	6	2	0	0	0	0	3	0	8-1	6	1	0	2.55	93
May 26, 2022	TCU	*	7.2	2	2	1	2	4	1	0	0	1	0	1	0	5-3	7	1	0	2.41	108
Jun 04, 2022	LOUISIANA TECH	*	5.1	9	1	1	1	6	2	0	0	0	0	1	0	5-2	7	1	0	2.36	93
Jun 11, 2022	East Carolina	*	4.0	5	5	4	3	5	1	0	1	0	0	0	0	9-8	7	1	0	2.68	78
Jun 19, 2022	Texas A&M	*	1.2	4	4	4	1	1	2	0	0	0	0	0	0	2-10	7	2	0	3.05	53
Feb 17, 2023	Arkansas	*	5.0	2	0	0	1	6	0	0	0	0	0	0	0	2-3	0	0	0	0.00	84
Feb 24, 2023	INDIANA	*	5.2	4	1	1	3	7	1	0	0	0	0	1	0	4-2	0	0	0	0.84	102
Mar 03, 2023	Cal State Fullerton	*	3.2	5	4	3	4	3	3	0	0	1	0	1	0	5-6	0	0	0	2.51	90
Mar 10, 2023	MANHATTAN	*	6.0	0	0	0	0	3	9	0	0	0	0	0	0	8-1	1	0	0	1.77	101
Mar 17, 2023	NEW ORLEANS	*	6.0	2	1	0	1	6	1	0	0	0	0	1	0	3-1	2	0	0	1.37	99
Mar 24, 2023	TEXAS TECH	*	5.1	6	2	2	3	8	2	0	1	0	0	0	0	6-2	2	0	0	1.71	107
Mar 31, 2023	Oklahoma State	*	7.0	7	3	3	1	4	2	0	2	0	0	0	0	5-3	3	0	0	2.04	99
Apr 07, 2023	KANSAS STATE	*	6.0	2	2	2	3	9	0	0	0	0	0	3	0	6-5	3	0	0	2.17	112
Apr 14, 2023	Baylor	*	6.0	5	0	0	1	4	3	0	0	0	0	0	0	11-9	4	0	0	1.92	102
Apr 21, 2023	OKLAHOMA	*	7.0	6	1	1	2	9	1	0	0	0	0	0	0	1-2	4	0	0	1.84	107
Apr 29, 2023	TCU	*	8.0	6	4	4	1	5	2	0	2	0	0	1	0	8-4	5	0	0	2.16	115
May 05, 2023	Kansas	*	4.2	9	6	5	3	3	2	0	2	0	0	0	0	4-10	5	1	0	2.65	86
May 12, 2023	SAN JOSE STATE-1	*	5.0	5	2	2	1	2	1	0	1	0	0	0	0	4-6	5	1	0	2.71	74
May 18, 2023	WEST VIRGINIA	*	7.0	4	0	0	1	8	1	0	0	0	0	1	0	12-2	6	1	0	2.48	95

CAREER STATISTICS

Year	ERA	W	L	App	GS	CG	SHO	SV	IP	H	R	ER	BB	SO	2B	3B	HR	BF	B/Avg	WP	HBP	BK	SFA	SHA
2021	3.32	0	0	19	1	0	0	1	21.2	15	8	8	9	19	1	0	2	87	.197	1	2	0	0	0
2022	3.05	7	2	18	16	1	1	0	85.2	71	36	29	26	77	14	2	2	363	.224	6	13	1	3	4
2023	2.48	6	1	15	14	0	0	0	83.1	63	26	23	28	85	19	0	8	342	.210	1	8	0	3	3
Total	2.83	13	3	52	31	1	1	1	190.2	149	70	60	63	181	34	2	12	792	.215	8	23	1	6	7

SINGLE GAME CAREER HIGHS

Innings pitched: 8.0 [t-6th], at TCU, Apr 29, 2023  
 Walks allowed: 4 [t-7th], at Cal State Fullerton, Mar 03, 2023 ; at South Carolina, Mar 13, 2022  
 Strikeouts: 11 [t-9th], Oklahoma State, May 01, 2022  
 Batters faced: 33 [1st], at TCU, Apr 29, 2023  
 Field chances: 3, at Oklahoma State, Mar 31, 2023  
 Putouts: 2, at Oklahoma State, Mar 31, 2023  
 Assists: 2, 5 times  
 Runners CS: 2 [t-1st], at South Carolina, Mar 13, 2022

PROBABLE STARTING PITCHER



# T RIGHT-HANDED PITCHER LEBARRON JOHNSON JR 57

CLASS R-Sophomore HOMETOWN Jacksonville, Fla. HIGH SCHOOL Paxon School

**AS A SOPHOMORE (2022)** Pitched in 18 games out of the bullpen as a redshirt freshman... finished with a 3.18 ERA and 21 strikeouts in 17 innings pitched... held opponents to a .194 batting average against... threw an efficient inning of relief, striking out two batters with only nine pitches against SFA (4/12)... pitched one inning of relief with two strikeouts against Texas A&M-Corpus Christi (2/22)... threw his Texas debut in relief for one inning against Rice (2/20).

**AS A FRESHMAN (2021)** Did not appear in a game.

**HIGH SCHOOL** A four-year letterwinner and helped lead his team to the regional final as a junior in 2019... made two starts during shortened senior campaign and finished the season with a 1-1 record and an 0.88 ERA... struck out 19 batters in only eight innings pitched... compiled a 1.54 ERA and a 5-3 record as a junior... struck out 74 batters in 41 innings pitched... also batted .410 with six doubles, four triples and a homer... also finished 17-of-19 on stolen bases... 160th-ranked prospect and 55th-ranked right-handed pitcher nationally, by Perfect Game... 34th-ranked prospect and ninth-ranked right-handed pitcher in Florida.

**PERSONAL** Son of Katina Johnson and LeBarron Johnson Sr.

CAREER GAME-BY-GAME

Date	OPPONENT	GS	IP	H	R	ER	BB	SO	2B	3B	HR	WP	BK	HBP	IBB	Score	W	L	SV	ERA	NP
Feb 20, 2022	RICE		1.0	1	1	1	0	1	0	0	0	2	0	1	0	14-2	0	0	0	9.00	25
Feb 22, 2022	A&M-Corpus Christi		1.0	0	0	0	0	2	0	0	0	0	0	0	0	12-0	0	0	0	4.50	11
Mar 01, 2022	Sam Houston		1.0	0	0	0	0	2	0	0	0	1	0	0	0	10-2	0	0	0	3.00	12
Mar 06, 2022	UCLA		0.1	1	2	1	1	0	0	0	0	0	0	0	0	1-5	0	1	0	5.40	17
Mar 09, 2022	TEXAS STATE		1.0	0	0	0	1	1	0	0	0	0	0	0	0	4-6	0	1	0	4.15	16
Apr 05, 2022	UTRGV		1.0	0	0	0	0	0	0	0	0	0	0	0	0	13-5	0	1	0	3.38	11
Apr 12, 2022	STEPHEN F. AUSTIN		1.0	0	0	0	0	2	0	0	0	0	0	0	0	13-2	0	1	0	2.84	9
Apr 15, 2022	K-State		0.1	3	3	1	1	0	0	0	0	0	0	0	0	1-8	0	1	0	4.05	27
Apr 19, 2022	AIR FORCE		2.0	1	0	0	2	3	0	0	0	0	0	0	0	2-14	0	1	0	3.12	37
Apr 23, 2022	BAYLOR		1.0	0	0	0	1	1	0	0	0	0	0	0	0	13-4	0	1	0	2.79	18
Apr 26, 2022	UTRGV		1.0	0	0	0	0	1	0	0	0	0	0	0	0	7-2	0	1	0	2.53	12
Apr 29, 2022	OKLAHOMA STATE		0.1	0	0	0	1	0	0	0	0	1	0	0	0	6-8	0	1	0	2.45	7
May 03, 2022	HOUSTON BAPTIST		1.0	0	0	0	0	2	0	0	0	0	0	0	0	13-3	0	1	0	2.25	11
May 10, 2022	TEXAS SOUTHERN		2.0	3	1	1	0	2	2	0	0	0	0	0	0	12-2	0	1	0	2.57	28
May 17, 2022	SAM HOUSTON		0.1	0	1	1	3	0	0	0	0	1	0	0	0	9-2	0	1	0	3.14	26
May 29, 2022	Oklahoma		1.0	1	0	0	1	2	1	0	0	1	0	0	0	1-8	0	1	0	2.93	26
Jun 05, 2022	AIR FORCE		1.0	1	1	1	0	2	0	0	1	0	0	0	0	10-1	0	1	0	3.31	20
Jun 10, 2022	East Carolina		0.2	1	0	0	0	0	0	0	0	0	0	0	0	7-13	0	1	0	3.18	10
Feb 17, 2023	Arkansas		1.0	3	2	2	1	0	0	0	0	0	0	0	0	2-3	0	1	0	18.00	31
Feb 21, 2023	A&M-CORPUS	*	5.0	3	1	1	3	8	0	0	1	1	0	0	0	12-2	1	1	0	4.50	70
Feb 28, 2023	LSU	*	5.0	3	0	0	2	9	1	0	0	0	0	1	0	0-3	1	1	0	2.45	92
Mar 05, 2023	Cal State Fullerton		1.0	1	0	0	0	0	0	0	0	1	0	0	0	4-5	1	1	0	2.25	10
Mar 07, 2023	SAM HOUSTON	*	6.0	7	4	2	1	3	2	0	1	1	0	0	0	7-5	2	1	0	2.50	89
Mar 14, 2023	NDSU	*	2.2	3	2	2	1	3	2	0	0	3	0	1	0	7-2	2	1	0	3.05	55
Mar 19, 2023	NEW ORLEANS	*	4.0	1	2	2	3	6	0	0	0	2	0	0	0	9-3	2	1	0	3.28	79
Mar 25, 2023	TEXAS TECH		2.2	2	0	0	1	3	0	0	0	1	0	0	0	6-5	2	1	0	2.96	50
Mar 28, 2023	Texas A&M	*	3.0	2	1	1	1	2	0	0	0	2	0	0	0	5-2	3	1	0	2.97	47
Apr 02, 2023	Oklahoma State	*	3.0	2	0	0	5	3	0	0	0	0	0	0	0	3-4	3	1	0	2.70	62
Apr 08, 2023	KANSAS STATE		2.1	2	4	4	3	3	1	0	1	0	0	0	0	5-6	3	2	0	3.53	55
Apr 16, 2023	Baylor		3.0	1	1	1	3	4	0	0	0	1	0	1	0	7-6	3	2	1	3.49	56
Apr 22, 2023	OKLAHOMA-2		5.0	3	1	0	3	6	0	0	0	0	1	0	0	4-6	3	2	1	3.09	91
Apr 30, 2023	TCU		6.1	3	0	0	0	6	0	0	0	0	0	0	0	3-2	4	2	1	2.70	85
May 06, 2023	Kansas	*	7.0	4	1	1	1	12	1	0	0	1	0	0	0	6-2	5	2	1	2.53	112
May 12, 2023	SAN JOSE STATE-2	*	5.0	6	3	3	1	5	2	0	0	0	0	0	0	24-3	6	2	1	2.76	83
May 19, 2023	WEST VIRGINIA	*	5.1	5	2	2	2	11	1	0	1	0	0	0	0	10-4	7	2	1	2.81	101

CAREER STATISTICS

Year	ERA	W	L	App	GS	CG	SHO	SV	IP	H	R	ER	BB	SO	2B	3B	HR	BF	B/Avg	WP	HBP	BK	SFA	SHA
2022	3.18	0	1	18	0	0	0	0	17.0	12	9	6	11	21	3	0	1	74	.194	6	1	0	0	0
2023	2.81	7	2	17	10	0	0	1	67.1	51	24	21	31	84	10	0	4	279	.213	13	3	1	3	2
<b>Total</b>	<b>2.88</b>	<b>7</b>	<b>3</b>	<b>35</b>	<b>10</b>	<b>0</b>	<b>0</b>	<b>1</b>	<b>84.1</b>	<b>63</b>	<b>33</b>	<b>27</b>	<b>42</b>	<b>105</b>	<b>13</b>	<b>0</b>	<b>5</b>	<b>353</b>	<b>.209</b>	<b>19</b>	<b>4</b>	<b>1</b>	<b>3</b>	<b>2</b>

SINGLE GAME CAREER HIGHS

Innings pitched: 7.0, at Kansas, May 06, 2023  
 Walks allowed: 5 [t-3rd], at Oklahoma State, Apr 02, 2023  
 Strikeouts: 12 [t-4th], at Kansas, May 06, 2023  
 Batters faced: 27, Sam Houston, Mar 07, 2023 ; at Kansas, May 06, 2023  
 Field chances: 2, Oklahoma, Apr 22, 2023 ; at TCU, Apr 30, 2023  
 Putouts: 1, at TCU, Apr 30, 2023 ; A&M-Corpus Christi, Feb 21, 2023 ; Sam Houston, Mar 07, 2023  
 Assists: 1, 8 times  
 Runners CS: 2 [t-1st], at Baylor, Apr 16, 2023



PROBABLE STARTING PITCHER



# T RIGHT-HANDED PITCHER TANNER WITT 11

CLASS R-Sophomore HOMETOWN Houston, Texas HIGH SCHOOL Episcopal

**2022 SEASON** Underwent season ending surgery, ending his season with a 2-0 record, 1.64 ERA and 14 strikeouts in 11 innings pitched...struck out a career high nine in six innings against Alabama (2/27)...got first win of the season to sweep the series, with five innings pitched and five strikeouts against Rice (2/20).

**2021 SEASON** Named a Freshman All-American and Honorable Mention All-Big 12 selection...led Texas with 28 relief appearances throughout the season...finished with a 5-0 record, five saves, a 3.16 ERA and 73 strikeouts in 57 innings pitched...held opponents to a .194 batting average...made Texas debut with five strikeouts in 1.2 scoreless innings against Arkansas (2/21)...picked up first career save with a perfect inning against BYU (2/24)...got first career win with three innings of relief and season-high six strikeouts against South Carolina (3/14)...had an incredible relief outing in the College World Series, pitching a career-high 5.2 shutout innings against Tennessee (6/22) to keep the season alive...had 13 at-bats during the season as well, hitting .231 with three hits and three runs scored...also played for USA Baseball Collegiate National Team during the summer.

**HIGH SCHOOL** Four-year starter for head coach Matt Fox at Episcopal High School...played shortstop, second base, third base, outfield and pitched...two-time All-State player and 2019 VYPE Private School Player of the Year...named all-conference as a freshman...a member of the 2017 USA Baseball 15U National Team that was named co-champions of the COPABE Pan American 'AA' Championships...No. 1 ranked shortstop in Texas, No. 4 overall player in the state and No. 18 nationally by Prep Baseball Report...played in 2019 Under Armour All-American Game at Wrigley Field...participated in Area Code Games in Long Beach, California...also a three-time All-State volleyball player.

**PERSONAL** Son of Lori and Kevin Witt...comes from an athletic family, Kevin was a first round pick in the 1994 Major League Baseball draft and played for the Blue Jays, Padres, Tigers and Rays...current minor league hitting coach in the Miami Marlins organization...Lori played softball at Texas...Tanner will be a fourth generation Longhorn...has four siblings Preston, Skyler, Cullen and Ripken.

CAREER GAME-BY-GAME

Date	OPPONENT	GS	IP	H	R	ER	BB	SO	2B	3B	HR	WP	BK	HBP	IBB	Score	W	L	SV	ERA	NP
Feb 21, 2021	Arkansas		1.2	3	0	0	1	5	0	0	0	0	0	0	0	0-4	0	0	0	0.00	43
Feb 24, 2021	BYU		1.0	0	0	0	0	1	0	0	0	0	0	0	0	3-1	0	0	1	0.00	13
Feb 27, 2021	BYU		3.1	0	0	0	0	5	0	0	0	0	0	0	0	4-5	0	0	1	0.00	34
Mar 03, 2021	Texas State		1.0	2	1	1	0	0	0	1	0	0	0	0	0	10-3	0	0	1	1.29	19
Mar 06, 2021	Houston		2.1	2	0	0	2	1	0	0	0	0	0	0	1	2-3	0	0	1	0.96	36
Mar 09, 2021	SAM HOUSTON		2.0	3	1	1	2	1	1	0	0	0	0	0	0	15-9	0	0	1	1.59	40
Mar 14, 2021	SOUTH CAROLINA		3.0	2	1	1	1	6	2	0	0	1	0	0	0	8-5	1	0	1	1.88	53
Mar 19, 2021	Baylor		1.0	2	1	0	1	2	0	0	0	0	0	0	0	5-3	1	0	1	1.76	24
Mar 21, 2021	Baylor		2.2	1	2	2	2	2	0	0	0	0	0	0	1	2-11	1	0	1	2.50	35
Mar 26, 2021	OKLAHOMA		1.2	0	1	0	2	4	0	0	0	1	0	0	0	4-3	1	0	1	2.29	33
Mar 28, 2021	OKLAHOMA		1.1	1	0	0	1	0	0	0	0	0	0	0	0	2-3	1	0	1	2.14	21
Mar 30, 2021	Texas A&M		2.0	2	1	1	1	5	0	0	1	0	0	0	0	0-2	1	0	1	2.35	35
Apr 03, 2021	Kansas		1.1	2	1	1	2	1	0	0	0	0	0	0	0	11-2	1	0	1	2.59	43
Apr 09, 2021	KANSAS STATE		0.1	1	2	2	2	0	0	0	0	1	0	0	0	13-6	1	0	1	3.28	17
Apr 13, 2021	NEVADA		2.2	2	1	1	0	5	1	0	0	0	0	0	0	4-3	2	0	1	3.29	51
Apr 17, 2021	ABILENE CHRISTIAN		2.0	1	0	0	0	2	1	0	0	0	0	0	0	3-1	2	0	2	3.07	24
Apr 24, 2021	Oklahoma State-2		2.0	0	0	0	0	4	0	0	0	0	0	1	0	5-2	2	0	3	2.87	37
Apr 27, 2021	UIW		1.1	2	0	0	0	1	0	0	0	0	0	1	0	5-3	2	0	3	2.76	28
May 01, 2021	TEXAS TECH		2.0	0	0	0	1	2	0	0	0	0	0	0	0	3-5	2	0	3	2.60	22
May 04, 2021	TEXAS STATE		1.0	0	0	0	0	3	0	0	0	0	0	1	0	4-1	2	0	3	2.52	20
May 07, 2021	TCU		2.0	3	0	0	1	3	0	0	0	0	0	0	0	5-4	3	0	3	2.39	40
May 20, 2021	WEST VIRGINIA		3.0	0	0	0	0	5	0	0	0	0	0	0	0	4-5	3	0	3	2.21	42
May 26, 2021	West Virginia		1.2	2	2	2	1	3	1	1	0	1	0	0	0	1-5	3	0	3	2.55	36
May 28, 2021	West Virginia		2.1	0	0	0	2	4	0	0	0	0	0	0	0	3-2	3	0	4	2.42	40
Jun 05, 2021	ARIZONA STATE		3.0	2	2	2	0	3	0	0	1	0	0	1	0	10-3	3	0	5	2.64	40
Jun 12, 2021	SOUTH FLORIDA		2.1	3	3	3	0	3	1	0	2	0	0	0	0	4-3	4	0	5	3.06	34
Jun 22, 2021	Tennessee		5.2	3	0	0	0	2	0	0	0	0	0	0	0	8-4	5	0	5	2.75	78
Jun 25, 2021	Mississippi State		1.1	1	3	3	3	0	1	0	0	0	0	0	0	8-5	5	0	5	3.16	41
Feb 20, 2022	RICE	*	5.0	5	1	1	2	5	1	0	1	0	0	0	0	14-2	1	0	0	1.80	87
Feb 27, 2022	ALABAMA	*	6.0	4	1	1	1	9	0	0	1	0	0	0	0	6-1	2	0	0	1.64	90
May 01, 2023	TCU	*	0.2	2	3	3	1	0	1	0	0	0	0	0	1	7-15	0	1	0	40.50	23
May 07, 2023	Kansas	*	1.0	1	1	1	3	1	0	0	0	0	0	0	0	7-6	0	1	0	21.60	31
May 13, 2023	SAN JOSE STATE	*	3.0	2	3	3	1	2	0	0	1	0	0	0	0	18-6	1	1	0	13.50	40
May 20, 2023	WEST VIRGINIA	*	3.0	1	0	0	1	3	1	0	0	0	0	1	0	7-3	2	1	0	8.22	44

CAREER STATISTICS

Year	ERA	W	L	App	GS	CG	SHO	SV	IP	H	R	ER	BB	SO	2B	3B	HR	BF	B/Avg	WP	HBP	BK	SFA	SHA
2021	3.16	5	0	28	0	0	0	5	57.0	40	22	20	25	73	8	2	4	237	.194	4	4	0	1	1
2022	1.64	2	0	2	2	0	0	0	11.0	9	2	2	3	14	1	0	2	45	.220	0	0	0	0	1
2023	8.22	2	1	4	4	0	0	0	7.2	6	7	7	6	6	2	0	1	37	.207	0	2	0	0	0
Total	3.45	9	1	34	6	0	0	5	75.2	55	31	29	34	93	11	2	7	319	.199	4	6	0	1	2

SINGLE GAME CAREER HIGHS

Innings pitched: 6.0, Alabama, Feb 27, 2022  
 Walks allowed: 3, vs Mississippi State, Jun 25, 2021 ; at Kansas, May 07, 2023  
 Strikeouts: 9, Alabama, Feb 27, 2022  
 Batters faced: 23, Alabama, Feb 27, 2022  
 Field chances: 2, West Virginia, May 20, 2021  
 Putouts: 2, West Virginia, May 20, 2021  
 Assists: 1, 5 times



## 2023 Texas Baseball Overall Statistics for Texas (as of May 20, 2023) (All games Sorted by Batting avg)



Record: 38-18 Home: 28-8 Away: 10-7 Neutral: 0-3 Big 12: 15-9

Player	avg	gp-gs	ab	r	h	2b	3b	hr	rbi	tb	slg%	bb	hp	so	gdp	ob%	sf	sh	sb-att	po	a	e	fld%
Powell, Peyton	.369	55-49	198	49	73	15	1	10	43	120	.606	33	1	33	1	.459	1	0	2-3	57	68	6	.954
Campbell, Dylan	.343	56-56	213	62	73	17	3	12	44	132	.620	36	4	37	1	.443	2	3	24-27	110	7	0	1.000
Thomas, Jared	.341	56-52	182	48	62	13	3	4	26	93	.511	25	1	30	1	.421	1	5	10-16	390	35	2	.995
Brown, Porter	.337	56-56	205	43	69	12	1	12	54	119	.580	37	3	43	3	.440	3	1	9-13	95	4	1	.990
Guillemette, Garret	.317	56-54	189	42	60	17	1	11	58	112	.593	30	7	41	5	.416	7	3	0-1	324	29	4	.989
Kennedy, Eric	.313	55-55	214	53	67	13	2	16	45	132	.617	16	10	47	1	.386	1	6	8-11	101	5	1	.991
O'Dowd, Jack	.276	56-55	192	29	53	10	2	3	31	76	.396	20	2	35	6	.347	2	5	1-1	71	141	3	.986
Galvan, Rylan	.232	33-22	82	18	19	1	1	4	19	34	.415	16	1	35	0	.364	0	1	1-1	173	5	3	.983
Daly, Mitchell	.222	53-46	162	23	36	7	1	5	18	60	.370	24	0	43	3	.319	2	5	3-6	67	122	6	.969
Flores, Jalin	.185	37-21	81	15	15	2	0	3	18	26	.321	8	2	28	1	.269	2	0	0-0	10	28	2	.950
-----																							
Belyeu, Max	.333	14-3	18	3	6	1	0	0	2	7	.389	1	0	7	1	.368	0	0	0-0	2	0	0	1.000
Carlson, Tanner	.306	32-16	62	17	19	4	0	2	14	29	.468	7	5	13	0	.408	2	4	0-0	5	12	0	1.000
Duplantier, Jayden	.262	30-10	42	10	11	3	0	0	7	14	.333	5	1	9	0	.354	0	1	0-1	7	7	4	.778
Constantine, Cam	.200	17-4	20	4	4	1	0	1	2	8	.400	5	0	8	0	.346	1	0	1-1	26	1	0	1.000
Whitehead, Ace	.111	19-3	18	2	2	0	0	0	7	2	.111	5	0	7	0	.292	1	1	3-3	9	5	0	1.000
O'Hara, Cade	.000	11-2	7	1	0	0	0	0	2	0	.000	1	0	4	0	.111	1	0	0-0	4	8	2	.857
Hoffart, Preston	.000	5-0	2	1	0	0	0	0	1	0	.000	2	0	0	0	.400	1	0	0-0	8	0	0	1.000
Totals	.302	56	1887	420	569	116	15	83	391	964	.511	271	37	420	23	.395	27	35	62-84	1482	531	41	.980
Opponents	.239	56	1837	254	439	96	11	32	233	653	.355	241	65	496	41	.344	20	14	47-65	1416	467	56	.971

LOB - Team (425), Opp (441). DPs turned - Team (46), Opp (33). CI - Team (0), Opp (4). IBB - Team (6), Brown 3, Campbell 2, O'Dowd 1, Opp (1). Picked off - Thomas 3, Brown 3, Kennedy 1, Campbell 1.

### (All games Sorted by Earned run avg)

Player	era	w-l	app	gs	cg	sho	sv	ip	h	r	er	bb	so	2b	3b	hr	b/avg	wp	hp	bks	sfa	sha
Gordon, Lucas	2.48	6-1	15	14	0	0/0	0	83.1	63	26	23	28	85	19	0	8	.210	1	8	0	3	3
Johnson, Lebarron	2.81	7-2	17	10	0	0/0	1	67.1	51	24	21	31	84	10	0	4	.213	13	3	1	3	2
-----																						
Tole, Heston	1.90	0-0	19	0	0	0/0	1	23.2	17	5	5	13	20	3	0	0	.202	0	1	0	0	0
Burke, DJ	2.22	1-0	15	2	0	0/0	1	24.1	20	6	6	10	17	3	2	3	.217	2	5	1	0	0
Shaw, David	2.27	2-2	25	0	0	0/0	1	31.2	21	10	8	12	30	6	1	1	.189	4	5	2	0	2
Duplantier II, Andre	2.45	0-0	18	0	0	0/1	1	14.2	15	7	4	9	15	3	0	1	.268	4	3	0	1	1
Hurley, Charlie	3.83	4-0	19	5	0	0/1	3	49.1	41	21	21	25	41	6	0	3	.234	6	7	0	3	0
Howard, Cody	4.00	1-0	8	0	0	0/0	0	9.0	10	4	4	7	12	2	0	0	.270	1	0	0	0	0
Whitehead, Ace	4.26	3-0	15	4	0	0/0	1	25.1	31	15	12	10	24	5	1	0	.301	1	1	0	1	1
Minchey, Kobe	5.25	2-1	9	3	0	0/1	0	12.0	10	8	7	9	13	1	1	0	.217	2	5	0	0	0
Lummus, Chase	5.28	1-1	10	0	0	0/0	0	15.1	14	9	9	4	12	1	1	3	.241	1	2	0	0	2
Sthele, Travis	5.43	3-4	13	10	0	0/0	1	53.0	56	42	32	26	58	13	3	4	.265	6	5	1	2	2
Morehouse, Zane	6.12	4-3	23	4	0	0/1	5	42.2	45	33	29	23	43	8	1	1	.285	7	9	0	5	1
Stuart, Chris	7.20	1-1	15	0	0	0/0	0	15.0	11	12	12	14	18	4	1	1	.204	2	5	0	1	0
Witt, Tanner	8.22	2-1	4	4	0	0/0	0	7.2	6	7	7	6	6	2	0	1	.207	0	2	0	0	0
Walbridge, Sam	8.64	0-1	8	0	0	0/0	0	8.1	11	8	8	6	9	4	0	1	.333	1	1	0	1	0
Grubbs, Max	9.35	1-0	8	0	0	0/0	0	8.2	13	11	9	3	6	5	0	1	.325	1	2	0	0	0
George, Pierce	13.50	0-0	3	0	0	0/0	0	2.0	2	3	3	4	1	1	0	0	.333	1	1	0	0	0
O'Banan, Cameron	40.50	0-1	1	0	0	0/0	0	0.2	2	3	3	1	2	0	0	0	.500	0	0	0	0	0
Totals	4.06	38-18	56	56	0	1/1	15	494.0	439	254	223	241	496	96	11	32	.239	53	65	5	20	14
Opponents	7.13	18-38	56	56	0	1/1	10	472.0	569	420	374	271	420	116	15	83	.302	43	37	9	27	35

PB - Team (11), Guillemette 8, Galvan 3, Opp (7). Pickoffs - Team (3), Johnson 2, Minchey 1, Opp (8). SBA/ATT - Guillemette (23-37), Galvan (23-24), Sthele (10-13), Hurley (4-7), Morehouse (3-6), Johnson (2-6), Gordon (3-5), Minchey (4-5), Shaw (3-4), Stuart (4-4), Tole (3-3), Burke (3-3), Duplantier (2-2), Witt (2-2), Walbridge (2-2), George (1-2), Lummus (1-1), Hoffart (1-1).



**2023 Texas Baseball**  
**Conference statistics for Texas (as of May 20, 2023)**  
**(Big 12 games only Sorted by Batting avg)**



Record: 15-9 Home: 8-4 Away: 7-5 Big 12: 15-9

Player	avg	gp-gs	ab	r	h	2b	3b	hr	rbi	tb	slg%	bb	hp	so	gdp	ob%	sf	sh	sb-att	po	a	e	fld%
Campbell, Dylan	.385	24-24	96	25	37	9	3	4	17	64	.667	11	2	14	0	.455	1	1	10-13	45	5	0	1.000
Thomas, Jared	.382	24-24	89	26	34	6	2	2	8	50	.562	10	0	14	0	.444	0	2	3-8	185	18	0	1.000
Guillemette, Garret	.354	24-24	82	18	29	5	0	7	30	55	.671	14	3	22	3	.442	5	2	0-1	153	11	1	.994
Brown, Porter	.341	24-24	91	14	31	5	1	5	23	53	.582	11	2	18	1	.415	2	1	3-4	43	1	0	1.000
Powell, Peyton	.320	24-24	100	19	32	5	1	4	21	51	.510	11	0	24	0	.384	1	0	0-0	19	34	4	.930
Galvan, Rylan	.257	11-8	35	7	9	0	0	2	5	15	.429	3	0	17	0	.316	0	0	0-0	61	1	1	.984
Kennedy, Eric	.233	24-24	90	19	21	3	1	6	11	44	.489	7	2	21	0	.303	0	5	4-5	47	1	0	1.000
O'Dowd, Jack	.222	24-24	81	7	18	7	0	1	12	28	.346	4	2	19	4	.276	0	3	0-0	34	60	0	1.000
Daly, Mitchell	.130	24-21	69	5	9	1	1	1	7	15	.217	11	0	20	2	.244	2	1	1-3	31	53	3	.966
-----																							
Carlson, Tanner	.310	13-8	29	5	9	2	0	1	5	14	.483	1	2	9	0	.353	2	2	0-0	2	2	0	1.000
Duplantier, Jayden	.182	9-2	11	2	2	0	0	0	0	2	.182	1	1	2	0	.308	0	1	0-0	1	0	0	1.000
Flores, Jalin	.179	13-7	28	4	5	0	0	2	7	11	.393	2	0	8	1	.233	0	0	0-0	2	9	0	1.000
Whitehead, Ace	.000	4-1	4	0	0	0	0	0	1	0	.000	2	0	3	0	.333	0	0	0-0	0	1	0	1.000
Belyeu, Max	.000	2-1	3	0	0	0	0	0	0	0	.000	0	0	2	0	.000	0	0	0-0	0	0	0	.000
Constantine, Cam	.000	2-0	2	0	0	0	0	0	0	0	.000	0	0	1	0	.000	0	0	0-0	2	0	0	1.000
O'Hara, Cade	.000	1-0	1	0	0	0	0	0	0	0	.000	0	0	1	0	.000	0	0	0-0	1	2	0	1.000
Totals	.291	24	811	151	236	43	9	35	147	402	.496	88	14	195	11	.365	13	18	21-34	636	226	12	.986
Opponents	.257	24	803	129	206	39	6	21	121	320	.399	122	30	206	19	.373	6	7	22-29	624	208	19	.978

LOB - Team (171), Opp (203). DPs turned - Team (20), Opp (15). CI - Team (0), Opp (2). IBB - Team (4), Brown 2, Campbell 1, O'Dowd 1. Picked off - Thomas 2, Campbell 1, Kennedy 1.

**(Big 12 games only Sorted by Earned run avg)**

Player	era	w-l	app	gs	cg	sho	sv	ip	h	r	er	bb	so	2b	3b	hr	b/avg	wp	hp	bks	sfa	sha
Johnson, Lebarron	2.08	3-1	8	3	0	0/0	1	34.2	22	9	8	18	48	3	0	2	.183	3	1	1	1	2
Gordon, Lucas	3.00	4-1	8	8	0	0/0	0	51.0	45	18	17	15	50	13	0	7	.236	0	5	0	0	1
Sthele, Travis	6.93	1-2	7	5	0	0/0	0	24.2	29	19	19	19	28	7	1	2	.293	4	3	0	0	1
-----																						
Tole, Heston	0.00	0-0	5	0	0	0/0	0	7.0	5	0	0	6	2	1	0	0	.200	0	0	0	0	0
Duplantier II, Andre	1.93	0-0	7	0	0	0/0	1	4.2	7	4	1	3	5	1	0	0	.368	0	0	0	0	1
Burke, DJ	2.38	0-0	5	1	0	0/0	0	11.1	9	3	3	6	6	1	2	1	.209	1	3	1	0	0
Whitehead, Ace	3.48	1-0	9	0	0	0/0	1	10.1	13	7	4	4	12	1	1	0	.295	0	0	0	0	0
Shaw, David	3.75	1-1	12	0	0	0/0	1	12.0	9	5	5	6	9	3	0	1	.214	4	1	0	0	1
Lummus, Chase	7.20	1-0	5	0	0	0/0	0	10.0	13	8	8	2	8	1	1	3	.310	1	1	0	0	1
Hurley, Charlie	7.71	1-0	7	3	0	0/0	1	16.1	17	14	14	13	14	2	0	2	.283	2	6	0	3	0
Witt, Tanner	7.71	1-1	3	3	0	0/0	0	4.2	4	4	4	5	4	2	0	0	.222	0	2	0	0	0
Morehouse, Zane	10.43	2-2	11	0	0	0/0	2	14.2	17	19	17	10	11	0	0	0	.321	5	4	0	2	0
Walbridge, Sam	10.80	0-0	4	0	0	0/0	0	3.1	3	4	4	3	1	1	0	1	.250	0	1	0	0	0
Stuart, Chris	13.50	0-0	4	0	0	0/0	0	2.2	3	4	4	3	4	0	0	1	.273	1	1	0	0	0
Minchey, Kobe	18.00	0-1	3	1	0	0/0	0	2.0	2	4	4	5	3	0	1	0	.250	1	1	0	0	0
Grubbs, Max	22.50	0-0	3	0	0	0/0	0	2.0	5	5	5	2	1	3	0	1	.455	0	1	0	0	0
Howard, Cody	27.00	0-0	2	0	0	0/0	0	0.2	3	2	2	2	0	0	0	0	.600	0	0	0	0	0
Totals	5.05	15-9	24	24	0	0/0	7	212.0	206	129	119	122	206	39	6	21	.257	22	30	2	6	7
Opponents	5.88	9-15	24	24	0	0/0	4	208.0	236	151	136	88	195	43	9	35	.291	12	14	5	13	18

PB - Team (5), Guillemette 4, Galvan 1, Opp (1). Pickoffs - Team (1), Johnson 1, Opp (4). SBA/ATT - Guillemette (10-16), Galvan (12-12), Sthele (4-4), Gordon (2-4), Stuart (3-3), Minchey (3-3), Johnson (1-3), Witt (2-2), Morehouse (0-2), Walbridge (2-2), Burke (2-2), Lummus (1-1), Hurley (1-1), Shaw (0-1), Duplantier (1-1).





INFIELDER  
**JAYDEN  
DUPLANTIER 0**

CLASS **Freshman**  
HOMETOWN **Humble, Texas**  
HIGH SCHOOL **Summer Creek**

BATS **RIGHT** THROWS **RIGHT** HEIGHT **6'1"** WEIGHT **185**

CAREER STATISTICS

YEAR	AVG	GP	GS	AB	R	H	2B	3B	HR	RBI	SLG%	BB	HBP	SO	GDP	OB%	SF	SH	SB
2023	.262	30	10	42	10	11	3	0	0	7	.333	5	1	9	0	.354	0	1	0
<b>Total</b>	<b>.262</b>	<b>30</b>	<b>10</b>	<b>42</b>	<b>10</b>	<b>11</b>	<b>3</b>	<b>0</b>	<b>0</b>	<b>7</b>	<b>.333</b>	<b>5</b>	<b>1</b>	<b>9</b>	<b>0</b>	<b>.354</b>	<b>0</b>	<b>1</b>	<b>0</b>

CAREER HIGHS

Hits: 2, at Cal State Fullerton, Mar 05, 2023 ; North Dakota State, Mar 14, 2023  
Doubles: 1, Texas Southern, Apr 25, 2023 ; vs Missouri, Feb 18, 2023 ; Manhattan, Mar 12, 2023  
Total bases: 2, 5 times  
RBI: 2, vs Missouri, Feb 18, 2023 ; North Dakota State, Mar 14, 2023 ; San Jose State, May 12, 2023  
Runs scored: 2, Texas Southern, Apr 25, 2023 ; San Jose State, May 12, 2023  
Walks: 2, North Dakota State, Mar 14, 2023  
Hit by pitch: 1, at Oklahoma State, Apr 02, 2023  
Struck out: 2, New Orleans, Mar 17, 2023  
Sac bunts: 1 [t-4th], West Virginia, May 20, 2023  
At bats: 4, North Dakota State, Mar 15, 2023  
Caught stealing: 1 [t-3rd], Indiana, Feb 26, 2023  
Field chances: 6, vs Vanderbilt, Feb 19, 2023  
Putouts: 1, 7 times  
Assists: 3, vs Vanderbilt, Feb 19, 2023



INFIELDER  
**JALIN  
FLORES 1**

CLASS **Freshman**  
HOMETOWN **San Antonio, Texas**  
HIGH SCHOOL **Brandeis Creek**

BATS **RIGHT** THROWS **RIGHT** HEIGHT **6'2"** WEIGHT **195**

CAREER STATISTICS

YEAR	AVG	GP	GS	AB	R	H	2B	3B	HR	RBI	SLG%	BB	HBP	SO	GDP	OB%	SF	SH	SB
2023	.185	37	21	81	15	15	2	0	3	18	.321	8	2	28	1	.269	2	0	0
<b>Total</b>	<b>.185</b>	<b>37</b>	<b>21</b>	<b>81</b>	<b>15</b>	<b>15</b>	<b>2</b>	<b>0</b>	<b>3</b>	<b>18</b>	<b>.321</b>	<b>8</b>	<b>2</b>	<b>28</b>	<b>1</b>	<b>.269</b>	<b>2</b>	<b>0</b>	<b>0</b>

CAREER HIGHS

Hits: 2, A&M-Corpus Christi, Feb 21, 2023 ; San Jose State, May 13, 2023 ; West Virginia, May 20, 2023  
Doubles: 1, at Texas State, Apr 10, 2023 ; San Jose State, May 13, 2023  
Home runs: 1, A&M-Corpus Christi, Feb 21, 2023 ; at Oklahoma State, Mar 31, 2023 ; West Virginia, May 20, 2023  
Total bases: 5, A&M-Corpus Christi, Feb 21, 2023 ; West Virginia, May 20, 2023  
RBI: 3, West Virginia, May 20, 2023  
Runs scored: 2, vs Missouri, Feb 18, 2023 ; A&M-Corpus Christi, Feb 21, 2023 ; San Jose State, May 13, 2023  
Walks: 2, San Jose State, May 13, 2023  
Hit by pitch: 1, vs Missouri, Feb 18, 2023 ; Sam Houston, Mar 07, 2023  
Struck out: 2, 7 times  
Sac flies: 1 [t-4th], San Jose State, May 12, 2023  
At bats: 5, Manhattan, Mar 10, 2023  
Field chances: 5, San Jose State, May 12, 2023 ; San Jose State, May 13, 2023 ; West Virginia, May 20, 2023  
Putouts: 2, San Jose State, May 12, 2023 ; San Jose State, May 13, 2023 ; West Virginia, May 20, 2023  
Assists: 4, Indiana, Feb 26, 2023



OUTFIELDER  
**PORTER  
BROWN 4**

CLASS **R-Junior**  
HOMETOWN **San Antonio, Texas**  
PREVIOUS **TCU**  
HIGH SCHOOL **Reagan**

BATS **LEFT** THROWS **LEFT** HEIGHT **5'11"** WEIGHT **200**

CAREER STATISTICS

YEAR	AVG	GP	GS	AB	R	H	2B	3B	HR	RBI	SLG%	BB	HBP	SO	GDP	OB%	SF	SH	SB
2023	.337	56	56	205	43	69	12	1	12	54	.580	37	3	43	3	.440	3	1	9
<b>Total</b>	<b>.337</b>	<b>56</b>	<b>56</b>	<b>205</b>	<b>43</b>	<b>69</b>	<b>12</b>	<b>1</b>	<b>12</b>	<b>54</b>	<b>.580</b>	<b>37</b>	<b>3</b>	<b>43</b>	<b>3</b>	<b>.440</b>	<b>3</b>	<b>1</b>	<b>9</b>

CAREER HIGHS

Hits: 4 [t-3rd], West Virginia, May 18, 2023  
Doubles: 2 [t-3rd], Manhattan, Mar 12, 2023 ; Texas Tech, Mar 25, 2023  
Triples: 1 [t-1st], Kansas State, Apr 07, 2023  
Home runs: 3 [t-1st], West Virginia, May 18, 2023  
Total bases: 13 [t-1st], West Virginia, May 18, 2023  
RBI: 8 [t-1st], West Virginia, May 18, 2023  
Runs scored: 4 [t-1st], San Jose State, May 12, 2023  
Walks: 3 [t-5th], San Jose State, May 12, 2023  
Hit by pitch: 1, New Orleans, Mar 19, 2023 ; at Kansas, May 06, 2023 ; West Virginia, May 19, 2023  
Struck out: 3, at Oklahoma State, Apr 01, 2023  
Sac flies: 1 [t-4th], Oklahoma, Apr 22, 2023 ; Indiana, Feb 25, 2023 ; Texas Tech, Mar 25, 2023  
Sac bunts: 1 [t-4th], at Kansas, May 07, 2023  
At bats: 6 [t-3rd], at Baylor, Apr 14, 2023  
Stolen bases: 1, 9 times  
Caught stealing: 1 [t-3rd], 4 times  
Field chances: 6, Sam Houston, Mar 07, 2023  
Putouts: 5, Sam Houston, Mar 07, 2023  
Assists: 1, 4 times



INFIELDER

# TANNER CARLSON 5

CLASS **Senior**  
 HOMETOWN **Elk Grove, Calif.**  
 PREVIOUS **Long Beach State**  
 HIGH SCHOOL **Elk Grove**

BATS **RIGHT**      THROWS **RIGHT**      HEIGHT **6'1"**      WEIGHT **195**

**CAREER HIGHS**

Hits: 3, at TCU, May 01, 2023  
 Doubles: 1, 4 times  
 Home runs: 1, at TCU, Apr 29, 2023 ; San Jose State, May 12, 2023  
 Total bases: 6, at TCU, Apr 29, 2023  
 RBI: 4, San Jose State, May 12, 2023  
 Runs scored: 2, Kansas State, Apr 09, 2023 ; A&M-Corpus Christi, Feb 21, 2023 ; San Jose State, May 13, 2023  
 Walks: 1, 7 times  
 Hit by pitch: 1, 5 times  
 Struck out: 2, Kansas State, Apr 09, 2023  
 Sac flies: 1 [t-4th], Kansas State, Apr 07, 2023 ; at Kansas, May 06, 2023  
 Sac bunts: 1 [t-4th], 4 times  
 At bats: 5, at TCU, Apr 29, 2023  
 Field chances: 7, vs Vanderbilt, Feb 19, 2023  
 Putouts: 2, vs Vanderbilt, Feb 19, 2023  
 Assists: 5, vs Vanderbilt, Feb 19, 2023

**CAREER STATISTICS**

YEAR	AVG	GP	GS	AB	R	H	2B	3B	HR	RBI	SLG%	BB	HBP	SO	GDP	OB%	SF	SH	SB
2023	.306	32	16	62	17	19	4	0	2	14	.468	7	5	13	0	.408	2	4	0
<b>Total</b>	<b>.306</b>	<b>32</b>	<b>16</b>	<b>62</b>	<b>17</b>	<b>19</b>	<b>4</b>	<b>0</b>	<b>2</b>	<b>14</b>	<b>.468</b>	<b>7</b>	<b>5</b>	<b>13</b>	<b>0</b>	<b>.408</b>	<b>2</b>	<b>4</b>	<b>0</b>



CATCHER

# RYLAN GALVAN 6

CLASS **Freshman**  
 HOMETOWN **Sinton, Texas**  
 HIGH SCHOOL **Sinton**

BATS **RIGHT**      THROWS **RIGHT**      HEIGHT **6'0"**      WEIGHT **205**

**CAREER HIGHS**

Hits: 3, Mercer, Mar 08, 2023  
 Doubles: 1, at Texas State, Apr 10, 2023  
 Triples: 1 [t-1st], Air Force, Apr 04, 2023  
 Home runs: 1, 4 times  
 Total bases: 7, Air Force, Apr 04, 2023  
 RBI: 4, Mercer, Mar 08, 2023  
 Runs scored: 2, 5 times  
 Walks: 3 [t-5th], Abilene Christian, Apr 19, 2023  
 Hit by pitch: 1, UIW, Mar 21, 2023  
 Struck out: 3, at Baylor, Apr 16, 2023 ; at Cal State Fullerton, Mar 04, 2023 ; at Texas A&M, Mar 28, 2023  
 Sac bunts: 1 [t-4th], UT Arlington, May 09, 2023  
 At bats: 5, at Baylor, Apr 14, 2023 ; at Texas A&M, Mar 28, 2023  
 Stolen bases: 1, Manhattan, Mar 11, 2023  
 Field chances: 19 [t-1st], Manhattan, Mar 11, 2023  
 Putouts: 19 [1st], Manhattan, Mar 11, 2023  
 Assists: 2, North Dakota State, Mar 15, 2023  
 Runners CS: 1, Texas Southern, Apr 25, 2023

**CAREER STATISTICS**

YEAR	AVG	GP	GS	AB	R	H	2B	3B	HR	RBI	SLG%	BB	HBP	SO	GDP	OB%	SF	SH	SB
2023	.232	33	22	82	18	19	1	1	4	19	.415	16	1	35	0	.364	0	1	1
<b>Total</b>	<b>.232</b>	<b>33</b>	<b>22</b>	<b>82</b>	<b>18</b>	<b>19</b>	<b>1</b>	<b>1</b>	<b>4</b>	<b>19</b>	<b>.415</b>	<b>16</b>	<b>1</b>	<b>35</b>	<b>0</b>	<b>.364</b>	<b>0</b>	<b>1</b>	<b>1</b>



INFIELDER/OUTFIELDER

# DYLAN CAMPBELL 8

CLASS **Junior**  
 HOMETOWN **Houston, Texas**  
 HIGH SCHOOL **Strake Jesuit**


BATS **RIGHT**      THROWS **RIGHT**      HEIGHT **5'11"**      WEIGHT **205**

**CAREER HIGHS**

Hits: 3, 8 times  
 Doubles: 3 [t-1st], San Jose State, May 12, 2023  
 Triples: 1 [t-1st], 4 times  
 Home runs: 2 [t-3rd], TCU, Apr 09, 2022 ; at Air Force, Jun 05, 2022  
 Total bases: 8, TCU, Apr 09, 2022 ; at Air Force, Jun 05, 2022  
 RBI: 4, TCU, Apr 09, 2022  
 Runs scored: 3, 5 times  
 Walks: 3 [t-5th], UIW, Mar 21, 2023  
 Hit by pitch: 1, 7 times  
 Struck out: 4 [t-1st], vs Arkansas, Feb 17, 2023  
 Sac flies: 1 [t-4th], 8 times  
 Sac bunts: 1 [t-4th], Indiana, Feb 24, 2023 ; North Dakota State, Mar 14, 2023 ; at Kansas, May 07, 2023  
 At bats: 5, 18 times  
 Stolen bases: 2 [t-4th], 6 times  
 Caught stealing: 2 [t-1st], West Virginia, May 18, 2023  
 Field chances: 7, San Jose State, May 12, 2023  
 Putouts: 7, San Jose State, May 12, 2023  
 Assists: 5, BYU, Feb 25, 2021

**CAREER STATISTICS**

YEAR	AVG	GP	GS	AB	R	H	2B	3B	HR	RBI	SLG%	BB	HBP	SO	GDP	OB%	SF	SH	SB
2021	.189	32	12	53	10	10	3	0	1	7	.302	5	1	9	2	.262	2	0	2
2022	.267	65	47	176	40	47	8	1	10	29	.494	29	2	36	3	.370	4	0	14
2023	.343	56	56	213	62	73	17	3	12	44	.620	36	4	37	1	.443	2	3	24
<b>Total</b>	<b>.294</b>	<b>153</b>	<b>115</b>	<b>442</b>	<b>112</b>	<b>130</b>	<b>28</b>	<b>4</b>	<b>23</b>	<b>80</b>	<b>.532</b>	<b>70</b>	<b>7</b>	<b>82</b>	<b>6</b>	<b>.393</b>	<b>8</b>	<b>3</b>	<b>40</b>



INFIELDER/OUTFIELDER

# JARED THOMAS 9

CLASS Freshman  
HOMETOWN Waxahachie, Texas  
HIGH SCHOOL Waxahachie


BATS LEFT      THROWS LEFT      HEIGHT 6'2"      WEIGHT 185

CAREER STATISTICS

YEAR	AVG	GP	GS	AB	R	H	2B	3B	HR	RBI	SLG%	BB	HBP	SO	GDP	OB%	SF	SH	SB
2023	.341	56	52	182	48	62	13	3	4	26	.511	25	1	30	1	.421	1	5	10
<b>Total</b>	<b>.341</b>	<b>56</b>	<b>52</b>	<b>182</b>	<b>48</b>	<b>62</b>	<b>13</b>	<b>3</b>	<b>4</b>	<b>26</b>	<b>.511</b>	<b>25</b>	<b>1</b>	<b>30</b>	<b>1</b>	<b>.421</b>	<b>1</b>	<b>5</b>	<b>10</b>

CAREER HIGHS

Hits: 4 [t-3rd], at Kansas, May 06, 2023  
 Doubles: 2 [t-3rd], Kansas State, Apr 09, 2023  
 Triples: 1 [t-1st], Abilene Christian, Apr 19, 2023 ; Oklahoma, Apr 21, 2023 ; at Kansas, May 06, 2023  
 Home runs: 1, 4 times  
 Total bases: 7, Texas Southern, Apr 25, 2023 ; at Kansas, May 06, 2023  
 RBI: 4, Abilene Christian, Apr 19, 2023  
 Runs scored: 3, 4 times  
 Walks: 2, Texas Southern, Apr 25, 2023 ; North Dakota State, Mar 14, 2023  
 Hit by pitch: 1, Manhattan, Mar 12, 2023  
 Struck out: 2, 7 times  
 Sac flies: 1 [t-4th], San Jose State, May 13, 2023  
 Sac bunts: 1 [t-4th], 5 times  
 At bats: 5, 8 times  
 Stolen bases: 1, 9 times  
 Caught stealing: 1 [t-3rd], 6 times  
 Field chances: 16 [t-5th], West Virginia, May 18, 2023  
 Putouts: 15 [t-5th], West Virginia, May 18, 2023  
 Assists: 3, A&M-Corpus Christi, Feb 21, 2023 ; Texas Tech, Mar 26, 2023 ; at Oklahoma State, Mar 31, 2023



OUTFIELDER

# MAX BELYEU 12

CLASS Freshman  
HOMETOWN Aledo, Texas  
HIGH SCHOOL Aledo

BATS LEFT      THROWS RIGHT      HEIGHT 6'2"      WEIGHT 205

CAREER STATISTICS

YEAR	AVG	GP	GS	AB	R	H	2B	3B	HR	RBI	SLG%	BB	HBP	SO	GDP	OB%	SF	SH	SB
2023	.333	14	3	18	3	6	1	0	0	2	.389	1	0	7	1	.368	0	0	0
<b>Total</b>	<b>.333</b>	<b>14</b>	<b>3</b>	<b>18</b>	<b>3</b>	<b>6</b>	<b>1</b>	<b>0</b>	<b>0</b>	<b>2</b>	<b>.389</b>	<b>1</b>	<b>0</b>	<b>7</b>	<b>1</b>	<b>.368</b>	<b>0</b>	<b>0</b>	<b>0</b>

CAREER HIGHS

Hits: 2, New Orleans, Mar 18, 2023  
 Doubles: 1, Abilene Christian, Apr 19, 2023  
 Total bases: 2, Abilene Christian, Apr 19, 2023 ; New Orleans, Mar 18, 2023  
 RBI: 2, Abilene Christian, Apr 19, 2023  
 Runs scored: 1, Texas State, Apr 11, 2023 ; New Orleans, Mar 18, 2023 ; San Jose State, May 12, 2023  
 Walks: 1, LSU, Feb 28, 2023  
 Struck out: 2, Texas State, Apr 11, 2023  
 At bats: 3, Texas State, Apr 11, 2023  
 Field chances: 1, Manhattan, Mar 12, 2023 ; San Jose State, May 12, 2023  
 Putouts: 1, Manhattan, Mar 12, 2023 ; San Jose State, May 12, 2023



INFIELDER

# CADE O'HARA 14

CLASS Freshman  
HOMETOWN Tustin, Calif.  
HIGH SCHOOL Mater Dei

BATS RIGHT      THROWS RIGHT      HEIGHT 5'11"      WEIGHT 175


CAREER STATISTICS

YEAR	AVG	GP	GS	AB	R	H	2B	3B	HR	RBI	SLG%	BB	HBP	SO	GDP	OB%	SF	SH	SB
2023	.000	11	2	7	1	0	0	0	0	2	.000	1	0	4	0	.111	1	0	0
<b>Total</b>	<b>.000</b>	<b>11</b>	<b>2</b>	<b>7</b>	<b>1</b>	<b>0</b>	<b>0</b>	<b>0</b>	<b>0</b>	<b>2</b>	<b>.000</b>	<b>1</b>	<b>0</b>	<b>4</b>	<b>0</b>	<b>.111</b>	<b>1</b>	<b>0</b>	<b>0</b>

CAREER HIGHS

RBI: 1, Texas Southern, Apr 25, 2023 ; San Jose State, May 12, 2023  
 Runs scored: 1, at Cal State Fullerton, Mar 05, 2023  
 Walks: 1, San Jose State, May 12, 2023  
 Struck out: 2, San Jose State, May 12, 2023  
 Sac flies: 1 [t-4th], Texas Southern, Apr 25, 2023  
 At bats: 2, San Jose State, May 12, 2023  
 Field chances: 5, vs Vanderbilt, Feb 19, 2023  
 Putouts: 2, vs Vanderbilt, Feb 19, 2023  
 Assists: 3, San Jose State, May 12, 2023





UTILITY  
**PEYTON POWELL 15**

CLASS **R-Junior**  
HOMETOWN **Robinson, Texas**  
HIGH SCHOOL **Robinson**


BATS **LEFT**      THROWS **RIGHT**      HEIGHT **6'1"**      WEIGHT **195**

**CAREERHIGHS**

Hits: 3, 7 times  
Doubles: 3 [t-1st], Texas Southern, Apr 25, 2023  
Triples: 1 [t-1st], at Kansas, May 05, 2023  
Home runs: 2 [t-3rd], Texas Tech, Mar 26, 2023  
Total bases: 9 [t-10th], Texas Tech, Mar 26, 2023  
RBI: 4, Texas Tech, Mar 26, 2023  
Runs scored: 4 [t-1st], San Jose State, May 13, 2023  
Walks: 3 [t-5th], Manhattan, Mar 10, 2023 ; Abilene Christian, Mar 11, 2020 ; North Dakota State, Mar 14, 2023  
Hit by pitch: 1, San Jose State, May 13, 2023  
Struck out: 2, 10 times  
Sac flies: 1 [t-4th], Oklahoma, Apr 22, 2023  
At bats: 5, 11 times  
Stolen bases: 1, at Texas State, Apr 10, 2023 ; Boise State, Feb 21, 2020 ; North Dakota State, Mar 14, 2023  
Caught stealing: 1 [t-3rd], Mercer, Mar 08, 2023  
Field chances: 9, New Orleans, Mar 19, 2023  
Putouts: 8, New Orleans, Mar 19, 2023  
Assists: 4, San Jose State, May 12, 2023 ; West Virginia, May 20, 2023

**CAREER STATISTICS**

YEAR	AVG	GP	GS	AB	R	H	2B	3B	HR	RBI	SLG%	BB	HBP	SO	GDP	OB%	SF	SH	SB
2020	.364	6	3	11	5	4	3	0	1	2	.909	4	0	2	0	.533	0	0	1
2021	.273	9	2	11	4	3	0	0	1	2	.545	1	0	1	0	.333	0	0	0
2022	.250	6	1	8	0	2	0	0	0	0	.250	1	0	4	0	.333	0	0	0
2023	.369	55	49	198	49	73	15	1	10	43	.606	33	1	33	1	.459	1	0	2
<b>Total</b>	<b>.360</b>	<b>76</b>	<b>55</b>	<b>228</b>	<b>58</b>	<b>82</b>	<b>18</b>	<b>1</b>	<b>12</b>	<b>47</b>	<b>.605</b>	<b>39</b>	<b>1</b>	<b>40</b>	<b>1</b>	<b>.454</b>	<b>1</b>	<b>0</b>	<b>3</b>



INFIELDER  
**MITCHELL DALY 19**

CLASS **Junior**  
HOMETOWN **Madison, Ala.**  
HIGH SCHOOL **Bob Jones**


BATS **RIGHT**      THROWS **RIGHT**      HEIGHT **6'1"**      WEIGHT **185**

**CAREERHIGHS**

Hits: 4 [t-3rd], at Kansas, Apr 01, 2021  
Doubles: 2 [t-3rd], Oklahoma, Mar 26, 2021  
Triples: 1 [t-1st], at Baylor, Apr 14, 2023 ; Texas Southern, May 10, 2022  
Home runs: 1, 11 times  
Total bases: 6, 4 times  
RBI: 5 [t-7th], Kansas, May 19, 2022  
Runs scored: 3, at Texas State, Apr 20, 2021  
Walks: 3 [t-5th], Rice, Feb 20, 2022 ; Manhattan, Mar 11, 2023  
Hit by pitch: 1, 12 times  
Struck out: 3, 6 times  
Sac flies: 2 [t-1st], Texas Tech, Mar 24, 2023  
Sac bunts: 2 [t-1st], vs Mississippi State, Jun 26, 2021  
At bats: 6 [t-3rd], at Texas Tech, Mar 26, 2022  
Stolen bases: 2 [t-4th], at UTRGV, Apr 26, 2022  
Caught stealing: 1 [t-3rd], 10 times  
Field chances: 9, 7 times  
Putouts: 6, at South Carolina, Mar 12, 2022  
Assists: 8 [t-1st], Air Force, Apr 19, 2022 ; at Texas State, Mar 03, 2021

**CAREER STATISTICS**

YEAR	AVG	GP	GS	AB	R	H	2B	3B	HR	RBI	SLG%	BB	HBP	SO	GDP	OB%	SF	SH	SB
2021	.316	61	59	209	35	66	15	0	2	31	.416	31	5	41	3	.413	2	9	8
2022	.237	67	59	207	34	49	13	1	4	37	.367	32	7	47	5	.351	5	8	4
2023	.222	53	46	162	23	36	7	1	5	18	.370	24	0	43	3	.319	2	5	3
<b>Total</b>	<b>.261</b>	<b>181</b>	<b>164</b>	<b>578</b>	<b>92</b>	<b>151</b>	<b>35</b>	<b>2</b>	<b>11</b>	<b>86</b>	<b>.386</b>	<b>87</b>	<b>12</b>	<b>131</b>	<b>11</b>	<b>.364</b>	<b>9</b>	<b>22</b>	<b>15</b>



INFIELDER  
**JACK O'DOWD 27**

CLASS **Junior**  
HOMETOWN **Nashville, Tenn.**  
PREVIOUS **Vanderbilt**  
HIGH SCHOOL **Lipscomb Academy**

BATS **LEFT**      THROWS **RIGHT**      HEIGHT **6'2"**      WEIGHT **195**

**CAREERHIGHS**

Hits: 4 [t-3rd], UIW, Mar 21, 2023  
Doubles: 2 [t-3rd], Oklahoma, Apr 22, 2023  
Triples: 1 [t-1st], A&M-Corpus Christi, Feb 21, 2023 ; at Cal State Fullerton, Mar 04, 2023  
Home runs: 1, 4 times  
Total bases: 8, UIW, Mar 21, 2023  
RBI: 4, Stephen F. Austin, Apr 12, 2022  
Runs scored: 3, UIW, Mar 21, 2023  
Walks: 2, 4 times  
Hit by pitch: 1, at Baylor, Apr 14, 2023 ; at TCU, Apr 30, 2023 ; Central Arkansas, Mar 22, 2022  
Struck out: 2, 6 times  
Sac flies: 1 [t-4th], A&M-Corpus Christi, Feb 21, 2023 ; New Orleans, Mar 19, 2023  
Sac bunts: 1 [t-4th], 6 times  
At bats: 5, 6 times  
Stolen bases: 1, San Jose State, May 12, 2023  
Field chances: 8, UIW, Mar 21, 2023  
Putouts: 5, North Dakota State, Mar 14, 2023  
Assists: 6, at Cal State Fullerton, Mar 03, 2023

**CAREER STATISTICS**

YEAR	AVG	GP	GS	AB	R	H	2B	3B	HR	RBI	SLG%	BB	HBP	SO	GDP	OB%	SF	SH	SB
2022	.231	21	7	39	8	9	0	0	1	5	.308	6	1	6	2	.348	0	1	0
2023	.276	56	55	192	29	53	10	2	3	31	.396	20	2	35	6	.347	2	5	1
<b>Total</b>	<b>.268</b>	<b>77</b>	<b>62</b>	<b>231</b>	<b>37</b>	<b>62</b>	<b>10</b>	<b>2</b>	<b>4</b>	<b>36</b>	<b>.381</b>	<b>26</b>	<b>3</b>	<b>41</b>	<b>8</b>	<b>.347</b>	<b>2</b>	<b>6</b>	<b>1</b>



OUTFIELDER/LHP

# ACE WHITEHEAD 28

CLASS **Sophomore**  
HOMETOWN **Lampasas, Texas**  
HIGH SCHOOL **Lampasas**

BATS **LEFT**      THROWS **LEFT**      HEIGHT **5'11"**      WEIGHT **185**

**CAREER HIGHS**

Hits: 3, Stephen F. Austin, Apr 12, 2022 ; Houston Baptist, May 03, 2022  
Doubles: 1, Stephen F. Austin, Apr 12, 2022 ; Houston Baptist, May 03, 2022  
Total bases: 4, Stephen F. Austin, Apr 12, 2022 ; Houston Baptist, May 03, 2022  
RBI: 3, Manhattan, Mar 12, 2023  
Runs scored: 2, Houston Baptist, May 03, 2022  
Walks: 2, New Orleans, Mar 18, 2023  
Struck out: 2, Houston Baptist, May 03, 2022  
Sac flies: 1 [t-4th], Abilene Christian, Apr 19, 2023  
Sac bunts: 1 [t-4th], at Texas State, Apr 10, 2023  
At bats: 5, Houston Baptist, May 03, 2022  
Stolen bases: 1, Texas Southern, Apr 25, 2023 ; vs Arkansas, Feb 17, 2023 ; Manhattan, Mar 12, 2023  
Caught stealing: 1 [t-3rd], at UTRGV, Apr 26, 2022

**CAREER STATISTICS**

YEAR	AVG	GP	GS	AB	R	H	2B	3B	HR	RBI	SLG%	BB	HBP	SO	GDP	OB%	SF	SH	SB
2022	.556	25	1	18	8	10	2	0	0	2	.667	3	0	5	0	.619	0	0	0
2023	.111	33	7	18	2	2	0	0	0	7	.111	5	0	7	0	.292	1	1	3
<b>Total</b>	<b>.333</b>	<b>58</b>	<b>8</b>	<b>36</b>	<b>10</b>	<b>12</b>	<b>2</b>	<b>0</b>	<b>0</b>	<b>9</b>	<b>.389</b>	<b>8</b>	<b>0</b>	<b>12</b>	<b>0</b>	<b>.444</b>	<b>1</b>	<b>1</b>	<b>3</b>



UTILITY

# CAM CONSTANTINE 29

CLASS **R-Sophomore**  
HOMETOWN **McKinney, Texas**  
HIGH SCHOOL **McKinney North**


BATS **RIGHT**      THROWS **RIGHT**      HEIGHT **6'0"**      WEIGHT **200**

**CAREER HIGHS**

Hits: 2, San Jose State, May 12, 2023  
Doubles: 1, San Jose State, May 12, 2023  
Home runs: 1, San Jose State, May 12, 2023  
Total bases: 6, San Jose State, May 12, 2023  
RBI: 1, Manhattan, Mar 11, 2023 ; Central Arkansas, Mar 22, 2022 ; San Jose State, May 12, 2023  
Runs scored: 1, 4 times  
Walks: 1, 5 times  
Hit by pitch: 1, at Citadel, Mar 16, 2022  
Struck out: 1, 13 times  
Sac flies: 1 [t-4th], Manhattan, Mar 11, 2023 ; Central Arkansas, Mar 22, 2022  
At bats: 3, Air Force, Apr 04, 2023 ; New Orleans, Mar 19, 2023  
Stolen bases: 1, Manhattan, Mar 12, 2023  
Field chances: 8, Air Force, Apr 04, 2023  
Putouts: 8, Air Force, Apr 04, 2023  
Assists: 1, Sam Houston, Mar 07, 2023

**CAREER STATISTICS**

YEAR	AVG	GP	GS	AB	R	H	2B	3B	HR	RBI	SLG%	BB	HBP	SO	GDP	OB%	SF	SH	SB
2021	0	1	0	1	0	0	0	0	0	0	.000	0	0	1	0	0	0	0	0
2022	0	10	1	7	0	0	0	0	0	1	.000	0	1	4	0	.111	1	0	0
2023	.200	17	4	20	4	4	1	0	1	2	.400	5	0	8	0	.346	1	0	1
<b>Total</b>	<b>.143</b>	<b>28</b>	<b>5</b>	<b>28</b>	<b>4</b>	<b>4</b>	<b>1</b>	<b>0</b>	<b>1</b>	<b>3</b>	<b>.286</b>	<b>5</b>	<b>1</b>	<b>13</b>	<b>0</b>	<b>.278</b>	<b>2</b>	<b>0</b>	<b>1</b>



OUTFIELDER

# ERIC KENNEDY 30

CLASS **R-Senior**  
HOMETOWN **Tampa, Fla.**  
HIGH SCHOOL **Calvary Christian**

BATS **LEFT**      THROWS **RIGHT**      HEIGHT **5'11"**      WEIGHT **203**

**CAREER HIGHS**

Hits: 4 [t-3rd], 7 times  
Doubles: 2 [t-3rd], LSU, Mar 03, 2019  
Triples: 1 [t-1st], 8 times  
Home runs: 2 [t-3rd], 5 times  
Total bases: 10 [t-5th], New Orleans, Mar 19, 2023 ; San Jose State, May 12, 2023  
RBI: 8 [t-1st], San Jose State, May 12, 2023  
Runs scored: 4 [t-1st], Rice, Feb 20, 2022 ; San Jose State, May 12, 2023  
Walks: 3 [t-5th], 4 times  
Hit by pitch: 3 [t-1st], Manhattan, Mar 11, 2023  
Struck out: 3, 8 times  
Sac flies: 1 [t-4th], 8 times  
Sac bunts: 2 [t-1st], at Stanford, Mar 09, 2019  
At bats: 7 [t-1st], at Texas Tech, Mar 26, 2022  
Stolen bases: 3 [t-2nd], Abilene Christian, Mar 11, 2020  
Caught stealing: 2 [t-1st], West Virginia, Apr 26, 2019  
Field chances: 7, at TCU, May 09, 2021  
Putouts: 7, at TCU, May 09, 2021  
Assists: 1, 13 times

**CAREER STATISTICS**

YEAR	AVG	GP	GS	AB	R	H	2B	3B	HR	RBI	SLG%	BB	HBP	SO	GDP	OB%	SF	SH	SB
2019	.310	49	46	184	41	57	8	3	2	28	.418	21	1	23	3	.382	1	7	9
2020	.288	17	17	59	11	17	1	0	1	13	.356	9	1	12	0	.380	2	0	8
2021	.253	65	61	233	42	59	7	2	4	27	.352	21	8	58	1	.333	2	9	18
2022	.300	45	42	170	42	51	6	1	7	29	.471	20	5	31	3	.386	2	5	10
2023	.313	55	55	214	53	67	13	2	16	45	.617	16	10	47	1	.386	1	6	8
<b>Total</b>	<b>.292</b>	<b>231</b>	<b>221</b>	<b>860</b>	<b>189</b>	<b>251</b>	<b>35</b>	<b>8</b>	<b>30</b>	<b>142</b>	<b>.456</b>	<b>87</b>	<b>25</b>	<b>171</b>	<b>8</b>	<b>.370</b>	<b>8</b>	<b>27</b>	<b>53</b>



CATCHER  
**GARRET  
 GUILLEMETTE 35**

CLASS **Junior**  
 HOMETOWN **Yorba Linda, Calif.**  
 PREVIOUS **USC**  
 HIGH SCHOOL **Servite**

BATS **RIGHT**      THROWS **RIGHT**      HEIGHT **6'1"**      WEIGHT **215**

CAREER STATISTICS

YEAR	AVG	GP	GS	AB	R	H	2B	3B	HR	RBI	SLG%	BB	HBP	SO	GDP	OB%	SF	SH	SB
2023	.317	56	54	189	42	60	17	1	11	58	.593	30	7	41	5	.416	7	3	0
<b>Total</b>	<b>.317</b>	<b>56</b>	<b>54</b>	<b>189</b>	<b>42</b>	<b>60</b>	<b>17</b>	<b>1</b>	<b>11</b>	<b>58</b>	<b>.593</b>	<b>30</b>	<b>7</b>	<b>41</b>	<b>5</b>	<b>.416</b>	<b>7</b>	<b>3</b>	<b>0</b>

CAREER HIGHS

Hits: 3, at Baylor, Apr 15, 2023  
 Doubles: 2 [t-3rd], UT Arlington, May 09, 2023 ; San Jose State, May 13, 2023  
 Triples: 1 [t-1st], North Dakota State, Mar 15, 2023  
 Home runs: 2 [t-3rd], UIW, Mar 21, 2023  
 Total bases: 8, UIW, Mar 21, 2023  
 RBI: 5 [t-7th], UIW, Mar 21, 2023  
 Runs scored: 4 [t-1st], UIW, Mar 21, 2023  
 Walks: 2, at Baylor, Apr 16, 2023 ; UIW, Mar 21, 2023 ; at Oklahoma State, Mar 31, 2023  
 Hit by pitch: 2 [t-3rd], Manhattan, Mar 10, 2023  
 Struck out: 4 [t-1st], at Texas State, Apr 10, 2023  
 Sac flies: 1 [t-4th], 7 times  
 Sac bunts: 1 [t-4th], Texas Tech, Mar 24, 2023 ; at Kansas, May 07, 2023 ; San Jose State, May 13, 2023  
 At bats: 6 [t-3rd], at Baylor, Apr 14, 2023  
 Caught stealing: 1 [t-3rd], at Oklahoma State, Mar 31, 2023  
 Field chances: 18 [3rd], LSU, Feb 28, 2023  
 Putouts: 17 [3rd], LSU, Feb 28, 2023  
 Assists: 3, Texas Southern, Apr 25, 2023 ; North Dakota State, Mar 14, 2023  
 Runners CS: 2 [t-1st], Texas Southern, Apr 25, 2023 ; North Dakota State, Mar 14, 2023



CATCHER  
**PRESTON  
 HOFFART 40**

CLASS **R-Junior**  
 HOMETOWN **Magnolia, Calif.**  
 PREVIOUS **Blinn**  
 HIGH SCHOOL **Magnolia**

BATS **RIGHT**      THROWS **RIGHT**      HEIGHT **5'11"**      WEIGHT **195**


CAREER STATISTICS

YEAR	AVG	GP	GS	AB	R	H	2B	3B	HR	RBI	SLG%	BB	HBP	SO	GDP	OB%	SF	SH	SB
2023	0	5	0	2	1	0	0	0	0	1	.000	2	0	0	0	.400	1	0	0
<b>Total</b>	<b>.000</b>	<b>5</b>	<b>0</b>	<b>2</b>	<b>1</b>	<b>0</b>	<b>0</b>	<b>0</b>	<b>0</b>	<b>1</b>	<b>000</b>	<b>2</b>	<b>0</b>	<b>0</b>	<b>0</b>	<b>.400</b>	<b>1</b>	<b>0</b>	<b>0</b>

CAREER HIGHS

RBI: 1, Abilene Christian, Apr 19, 2023  
 Runs scored: 1, San Jose State, May 12, 2023  
 Walks: 1, Abilene Christian, Apr 19, 2023 ; San Jose State, May 12, 2023  
 Sac flies: 1 [t-4th], Abilene Christian, Apr 19, 2023  
 At bats: 1, A&M-Corpus Christi, Feb 21, 2023 ; New Orleans, Mar 18, 2023  
 Field chances: 4, New Orleans, Mar 18, 2023  
 Putouts: 4, New Orleans, Mar 18, 2023





RIGHT-HANDED PITCHER

# TANNER WITT 11


CLASS R-Sophomore  
HOMETOWN Houston, Texas  
HIGH SCHOOL Episcopal

**CAREER HIGHS**

Innings pitched: 6.0, Alabama, Feb 27, 2022  
Walks allowed: 3, vs Mississippi State, Jun 25, 2021 ; at Kansas, May 07, 2023  
Strikeouts: 9, Alabama, Feb 27, 2022  
Batters faced: 23, Alabama, Feb 27, 2022  
Field chances: 2, West Virginia, May 20, 2021  
Putouts: 2, West Virginia, May 20, 2021  
Assists: 1, 5 times

**CAREER STATISTICS**

YEAR	ERA	W	L	APP	GS	CG	SHO	SV	IP	H	R	ER	BB	SO	2B	3B	HR	BF	BAVG	WP	HBP	BK	SFA	SHA
2021	3.16	5	0	28	0	0	0	5	57.0	40	22	20	25	73	8	2	4	237	.194	4	4	0	1	1
2022	1.64	2	0	2	2	0	0	0	11.0	9	2	2	3	14	1	0	2	45	.220	0	0	0	0	1
2023	8.22	2	1	4	4	0	0	0	7.2	6	7	7	6	6	2	0	1	37	.207	0	2	0	0	0
<b>Total</b>	<b>3.45</b>	<b>9</b>	<b>1</b>	<b>34</b>	<b>6</b>	<b>0</b>	<b>0</b>	<b>5</b>	<b>75.2</b>	<b>55</b>	<b>31</b>	<b>29</b>	<b>34</b>	<b>93</b>	<b>11</b>	<b>2</b>	<b>7</b>	<b>319</b>	<b>.199</b>	<b>4</b>	<b>6</b>	<b>0</b>	<b>1</b>	<b>2</b>



LEFT-HANDED PITCHER

# CHASE LUMMUS 24

CLASS R-Sophomore  
HOMETOWN Godley, Texas  
HIGH SCHOOL Godley

**CAREER HIGHS**

Innings pitched: 5.0, Oklahoma, Apr 22, 2023  
Walks allowed: 2, Manhattan, Mar 12, 2023  
Strikeouts: 5, Oklahoma, Apr 22, 2023  
Batters faced: 20, Oklahoma, Apr 22, 2023  
Field chances: 2, Oklahoma, Apr 22, 2023  
Assists: 2, Oklahoma, Apr 22, 2023

**CAREER STATISTICS**

YEAR	ERA	W	L	APP	GS	CG	SHO	SV	IP	H	R	ER	BB	SO	2B	3B	HR	BF	BAVG	WP	HBP	BK	SFA	SHA
2023	5.28	1	1	10	0	0	0	0	15.1	14	9	9	4	12	1	1	3	66	.241	1	2	0	0	2
<b>Total</b>	<b>5.28</b>	<b>1</b>	<b>1</b>	<b>10</b>	<b>0</b>	<b>0</b>	<b>0</b>	<b>0</b>	<b>15.1</b>	<b>14</b>	<b>9</b>	<b>9</b>	<b>4</b>	<b>12</b>	<b>1</b>	<b>1</b>	<b>3</b>	<b>66</b>	<b>.241</b>	<b>1</b>	<b>2</b>	<b>0</b>	<b>0</b>	<b>2</b>



LEFT-HANDED PITCHER

# ACE WHITEHEAD 28

CLASS Sophomore  
HOMETOWN Lampasas, Texas  
HIGH SCHOOL Lampasas

**CAREER HIGHS**

Innings pitched: 4.0, Air Force, Apr 04, 2023 ; Texas State, Apr 11, 2023  
Walks allowed: 3, UIW, Mar 21, 2023  
Strikeouts: 3, Texas State, Apr 11, 2023 ; North Dakota State, Mar 15, 2023  
Batters faced: 17, Air Force, Apr 04, 2023 ; Texas State, Apr 11, 2023  
Field chances: 3, Manhattan, Mar 12, 2023  
Putouts: 3, Manhattan, Mar 12, 2023  
Assists: 1, 5 times

**CAREER STATISTICS**

YEAR	ERA	W	L	APP	GS	CG	SHO	SV	IP	H	R	ER	BB	SO	2B	3B	HR	BF	BAVG	WP	HBP	BK	SFA	SHA
2022	13.50	0	0	1	0	0	0	0	0.2	3	1	1	0	0	1	1	0	5	.600	0	0	0	0	0
2023	4.26	3	0	15	4	0	0	1	25.1	31	15	12	10	24	5	1	0	116	.301	1	1	0	1	1
<b>Total</b>	<b>4.50</b>	<b>3</b>	<b>0</b>	<b>16</b>	<b>4</b>	<b>0</b>	<b>0</b>	<b>1</b>	<b>26.0</b>	<b>34</b>	<b>16</b>	<b>13</b>	<b>10</b>	<b>24</b>	<b>6</b>	<b>2</b>	<b>0</b>	<b>121</b>	<b>.315</b>	<b>1</b>	<b>1</b>	<b>0</b>	<b>1</b>	<b>1</b>



RIGHT-HANDED PITCHER

# DJ BURKE 31


CLASS Junior  
HOMETOWN San Antonio, Texas  
PREVIOUS San Jacinto  
HIGH SCHOOL Clark

**CAREER HIGHS**

Innings pitched: 3.2, Kansas State, Apr 09, 2023  
Walks allowed: 2, Kansas State, Apr 09, 2023  
Strikeouts: 4, Kansas State, Apr 09, 2023  
Batters faced: 16, Kansas State, Apr 09, 2023  
Field chances: 3, at Baylor, Apr 15, 2023  
Putouts: 2, at Baylor, Apr 15, 2023  
Assists: 1, at Baylor, Apr 15, 2023 ; UIW, Mar 21, 2023

**CAREER STATISTICS**

YEAR	ERA	W	L	APP	GS	CG	SHO	SV	IP	H	R	ER	BB	SO	2B	3B	HR	BF	BAVG	WP	HBP	BK	SFA	SHA
2023	2.22	1	0	15	2	0	0	1	24.1	20	6	6	10	17	3	2	3	107	.217	2	5	1	0	0
<b>Total</b>	<b>2.22</b>	<b>1</b>	<b>0</b>	<b>15</b>	<b>2</b>	<b>0</b>	<b>0</b>	<b>1</b>	<b>24.1</b>	<b>20</b>	<b>6</b>	<b>6</b>	<b>10</b>	<b>17</b>	<b>3</b>	<b>2</b>	<b>3</b>	<b>107</b>	<b>.217</b>	<b>2</b>	<b>5</b>	<b>1</b>	<b>0</b>	<b>0</b>



RIGHT-HANDED PITCHER

# CHARLIE HURLEY 32

CLASS **Junior**  
 HOMETOWN **Sacramento, Calif.**  
 PREVIOUS **USC**  
 HIGH SCHOOL **Servite**

**CAREER HIGHS**

Innings pitched: 5.1, North Dakota State, Mar 14, 2023  
 Walks allowed: 4 [t-7th], Kansas State, Apr 09, 2023  
 Strikeouts: 6, Indiana, Feb 26, 2023  
 Batters faced: 24, Kansas State, Apr 09, 2023  
 Field chances: 2, 4 times  
 Putouts: 2, A&M-Corpus Christi, Feb 21, 2023  
 Assists: 2, Kansas State, Apr 09, 2023 ; UT Arlington, May 09, 2023  
 Runners CS: 2 [t-1st], Texas Southern, Apr 25, 2023

**CAREER STATISTICS**

YEAR	ERA	W	L	APP	GS	CG	SHO	SV	IP	H	R	ER	BB	SO	2B	3B	HR	BF	BAVG	WP	HBP	BK	SFA	SHA
2023	3.83	4	0	19	5	0	0	3	49.1	41	21	21	25	41	6	0	3	210	.234	6	7	0	3	0
<b>Total</b>	<b>3.83</b>	<b>4</b>	<b>0</b>	<b>19</b>	<b>5</b>	<b>0</b>	<b>0</b>	<b>3</b>	<b>49.1</b>	<b>41</b>	<b>21</b>	<b>21</b>	<b>25</b>	<b>41</b>	<b>6</b>	<b>0</b>	<b>3</b>	<b>210</b>	<b>.234</b>	<b>6</b>	<b>7</b>	<b>0</b>	<b>3</b>	<b>0</b>



RIGHT-HANDED PITCHER

# KOBE MINCHEY 34


CLASS **Freshman**  
 HOMETOWN **Jarrell, Texas**  
 HIGH SCHOOL **Home School**

**CAREER HIGHS**

Innings pitched: 3.0, at Texas State, Apr 10, 2023 ; Abilene Christian, Apr 19, 2023  
 Walks allowed: 3, Oklahoma, Apr 22, 2023  
 Strikeouts: 4, at Texas State, Apr 10, 2023  
 Batters faced: 14, at Texas State, Apr 10, 2023  
 Field chances: 1, Abilene Christian, Apr 19, 2023  
 Assists: 1, Abilene Christian, Apr 19, 2023  
 Runners CS: 1, Abilene Christian, Apr 19, 2023

**CAREER STATISTICS**

YEAR	ERA	W	L	APP	GS	CG	SHO	SV	IP	H	R	ER	BB	SO	2B	3B	HR	BF	BAVG	WP	HBP	BK	SFA	SHA
2023	5.25	2	1	9	3	0	0	0	12.0	10	8	7	9	13	1	1	0	60	.217	2	5	0	0	0
<b>Total</b>	<b>5.25</b>	<b>2</b>	<b>1</b>	<b>9</b>	<b>3</b>	<b>0</b>	<b>0</b>	<b>0</b>	<b>12.0</b>	<b>10</b>	<b>8</b>	<b>7</b>	<b>9</b>	<b>13</b>	<b>1</b>	<b>1</b>	<b>0</b>	<b>60</b>	<b>.217</b>	<b>2</b>	<b>5</b>	<b>0</b>	<b>0</b>	<b>0</b>



LEFT-HANDED PITCHER

# DAVID SHAW 36

CLASS **Sophomore**  
 HOMETOWN **Houston, Texas**  
 PREVIOUS **Rice**  
 HIGH SCHOOL **Kinkaid**

**CAREER HIGHS**

Innings pitched: 3.0, New Orleans, Mar 19, 2023  
 Walks allowed: 2, North Dakota State, Mar 15, 2023 ; Texas Tech, Mar 25, 2023  
 Strikeouts: 3, 4 times  
 Batters faced: 11, Manhattan, Mar 11, 2023 ; Texas Tech, Mar 25, 2023  
 Field chances: 2, Oklahoma, Apr 22, 2023  
 Putouts: 1, 4 times  
 Assists: 1, Oklahoma, Apr 21, 2023 ; Oklahoma, Apr 22, 2023 ; San Jose State, May 12, 2023  
 Runners CS: 1, at Oklahoma State, Apr 02, 2023

**CAREER STATISTICS**

YEAR	ERA	W	L	APP	GS	CG	SHO	SV	IP	H	R	ER	BB	SO	2B	3B	HR	BF	BAVG	WP	HBP	BK	SFA	SHA
2023	2.27	2	2	25	0	0	0	1	31.2	21	10	8	12	30	6	1	1	130	.189	4	5	2	0	2
<b>Total</b>	<b>2.27</b>	<b>2</b>	<b>2</b>	<b>25</b>	<b>0</b>	<b>0</b>	<b>0</b>	<b>1</b>	<b>31.2</b>	<b>21</b>	<b>10</b>	<b>8</b>	<b>12</b>	<b>30</b>	<b>6</b>	<b>1</b>	<b>1</b>	<b>130</b>	<b>.189</b>	<b>4</b>	<b>5</b>	<b>2</b>	<b>0</b>	<b>2</b>



RIGHT-HANDED PITCHER

# ZANE MOREHOUSE 37

CLASS **R-Junior**  
 HOMETOWN **Dawson, Texas**  
 PREVIOUS **Bossier/Dyersburg**  
 HIGH SCHOOL **Dawson**

**CAREER HIGHS**

Innings pitched: 5.2, at UTRGV, Apr 26, 2022  
 Walks allowed: 3, Stephen F. Austin, Apr 12, 2022 ; Oklahoma, Apr 22, 2023 ; at Cal State Fullerton, Mar 04, 2023  
 Strikeouts: 6, at UTRGV, Apr 26, 2022  
 Batters faced: 23, vs Missouri, Feb 18, 2023  
 Field chances: 4, vs Missouri, Feb 18, 2023  
 Putouts: 1, Baylor, Apr 22, 2022 ; Indiana, Feb 25, 2023 ; San Jose State, May 12, 2023  
 Assists: 3, vs Missouri, Feb 18, 2023  
 Runners CS: 1, 5 times

**CAREER STATISTICS**

YEAR	ERA	W	L	APP	GS	CG	SHO	SV	IP	H	R	ER	BB	SO	2B	3B	HR	BF	BAVG	WP	HBP	BK	SFA	SHA
2022	6.00	3	1	20	6	0	0	0	39.0	39	27	26	16	43	8	1	4	170	.264	4	6	0	0	0
2023	6.12	4	3	23	4	0	0	5	42.2	45	33	29	23	43	8	1	1	196	.285	7	9	0	5	1
<b>Total</b>	<b>6.06</b>	<b>7</b>	<b>4</b>	<b>43</b>	<b>10</b>	<b>0</b>	<b>0</b>	<b>5</b>	<b>81.2</b>	<b>84</b>	<b>60</b>	<b>55</b>	<b>39</b>	<b>86</b>	<b>16</b>	<b>2</b>	<b>5</b>	<b>366</b>	<b>.275</b>	<b>11</b>	<b>15</b>	<b>0</b>	<b>5</b>	<b>1</b>



RIGHT-HANDED PITCHER

# MAX GRUBBS 38

CLASS Freshman  
HOMETOWN Arlington, Texas  
HIGH SCHOOL Martin

**CAREER HIGHS**

Innings pitched: 2.0, Mercer, Mar 08, 2023  
Walks allowed: 1, North Dakota State, Mar 15, 2023 ; at Kansas, May 05, 2023 ; West Virginia, May 18, 2023  
Strikeouts: 2, North Dakota State, Mar 15, 2023  
Batters faced: 9, Texas State, Apr 11, 2023  
Field chances: 2, North Dakota State, Mar 15, 2023  
Assists: 1, Mercer, Mar 08, 2023 ; Manhattan, Mar 11, 2023 ; North Dakota State, Mar 15, 2023

**CAREER STATISTICS**

YEAR	ERA	W	L	APP	GS	CG	SHO	SV	IP	H	R	ER	BB	SO	2B	3B	HR	BF	BAVG	WP	HBP	BK	SFA	SHA
2023	9.35	1	0	8	0	0	0	0	8.2	13	11	9	3	6	5	0	1	45	.325	1	2	0	0	0
<b>Total</b>	<b>9.35</b>	<b>1</b>	<b>0</b>	<b>8</b>	<b>0</b>	<b>0</b>	<b>0</b>	<b>0</b>	<b>8.2</b>	<b>13</b>	<b>11</b>	<b>9</b>	<b>3</b>	<b>6</b>	<b>5</b>	<b>0</b>	<b>1</b>	<b>45</b>	<b>.325</b>	<b>1</b>	<b>2</b>	<b>0</b>	<b>0</b>	<b>0</b>



RIGHT-HANDED PITCHER

# TRAVIS STHELE 39

CLASS R-Sophomore  
HOMETOWN San Antonio, Texas  
HIGH SCHOOL Reagan

**CAREER HIGHS**

Innings pitched: 6.0, New Orleans, Mar 18, 2023  
Walks allowed: 8 [1st], at Baylor, Apr 16, 2023  
Strikeouts: 9, New Orleans, Mar 18, 2023 ; at Kansas, May 07, 2023  
Batters faced: 25, at Kansas, May 07, 2023  
Field chances: 2, 5 times  
Putouts: 1, Kansas State, Apr 08, 2023 ; Air Force, Apr 20, 2022 ; Oklahoma, Apr 22, 2023  
Assists: 2, at Oklahoma State, Apr 01, 2023 ; New Orleans, Mar 18, 2023  
Runners CS: 1, 5 times

**CAREER STATISTICS**

YEAR	ERA	W	L	APP	GS	CG	SHO	SV	IP	H	R	ER	BB	SO	2B	3B	HR	BF	BAVG	WP	HBP	BK	SFA	SHA
2022	6.03	3	1	21	3	0	0	0	34.1	34	23	23	19	32	5	2	5	155	.264	3	6	1	1	0
2023	5.43	3	4	13	10	0	0	1	53.0	56	42	32	26	58	13	3	4	246	.265	6	5	1	2	2
<b>Total</b>	<b>5.67</b>	<b>6</b>	<b>5</b>	<b>34</b>	<b>13</b>	<b>0</b>	<b>0</b>	<b>1</b>	<b>87.1</b>	<b>90</b>	<b>65</b>	<b>55</b>	<b>45</b>	<b>90</b>	<b>18</b>	<b>5</b>	<b>9</b>	<b>401</b>	<b>.265</b>	<b>9</b>	<b>11</b>	<b>2</b>	<b>3</b>	<b>2</b>



RIGHT-HANDED PITCHER

# CODY HOWARD 41

CLASS R-Freshman  
HOMETOWN The Woodlands, Texas  
HIGH SCHOOL The Woodlands

**CAREER HIGHS**

Innings pitched: 2.0, Manhattan, Mar 12, 2023 ; North Dakota State, Mar 15, 2023 ; San Jose State, May 12, 2023  
Walks allowed: 2, Texas Tech, Mar 26, 2023  
Strikeouts: 3, Manhattan, Mar 12, 2023 ; North Dakota State, Mar 15, 2023 ; San Jose State, May 12, 2023  
Batters faced: 8, Manhattan, Mar 12, 2023 ; North Dakota State, Mar 15, 2023  
Field chances: 2, Manhattan, Mar 12, 2023  
Putouts: 1, Manhattan, Mar 12, 2023  
Assists: 1, Manhattan, Mar 12, 2023

**CAREER STATISTICS**

YEAR	ERA	W	L	APP	GS	CG	SHO	SV	IP	H	R	ER	BB	SO	2B	3B	HR	BF	BAVG	WP	HBP	BK	SFA	SHA
2023	4.00	1	0	8	0	0	0	0	9.0	10	4	4	7	12	2	0	0	44	.270	1	0	0	0	0
<b>Total</b>	<b>4.00</b>	<b>1</b>	<b>0</b>	<b>8</b>	<b>0</b>	<b>0</b>	<b>0</b>	<b>0</b>	<b>9.0</b>	<b>10</b>	<b>4</b>	<b>4</b>	<b>7</b>	<b>12</b>	<b>2</b>	<b>0</b>	<b>0</b>	<b>44</b>	<b>.270</b>	<b>1</b>	<b>0</b>	<b>0</b>	<b>0</b>	<b>0</b>



LEFT-HANDED PITCHER

# CHRIS STUART 42

CLASS Junior  
HOMETOWN Amsterdam, Netherlands  
PREVIOUS San Jacinto  
HIGH SCHOOL Calandlyceum

**CAREER HIGHS**

Innings pitched: 2.1, Indiana, Feb 24, 2023  
Walks allowed: 2, 5 times  
Strikeouts: 4, at Texas State, Apr 10, 2023  
Batters faced: 8, 4 times

**CAREER STATISTICS**

YEAR	ERA	W	L	APP	GS	CG	SHO	SV	IP	H	R	ER	BB	SO	2B	3B	HR	BF	BAVG	WP	HBP	BK	SFA	SHA
2023	7.20	1	1	15	0	0	0	0	15.0	11	12	12	14	18	4	1	1	74	.204	2	5	0	1	0
<b>Total</b>	<b>7.20</b>	<b>1</b>	<b>1</b>	<b>15</b>	<b>0</b>	<b>0</b>	<b>0</b>	<b>0</b>	<b>15.0</b>	<b>11</b>	<b>12</b>	<b>12</b>	<b>14</b>	<b>18</b>	<b>4</b>	<b>1</b>	<b>1</b>	<b>74</b>	<b>.204</b>	<b>2</b>	<b>5</b>	<b>0</b>	<b>1</b>	<b>0</b>





RIGHT-HANDED PITCHER

# HESTON TOLE 45

CLASS **Junior**  
 HOMETOWN **Wichita Falls, Texas**  
 PREVIOUS **Arkansas**  
 HIGH SCHOOL **IMG Academy**

**CAREER HIGHS**

Innings pitched: 4.2, at Baylor, Apr 15, 2023  
 Walks allowed: 3, at Baylor, Apr 15, 2023  
 Strikeouts: 7, Manhattan, Mar 11, 2023  
 Batters faced: 18, at Baylor, Apr 15, 2023  
 Field chances: 2, at Baylor, Apr 15, 2023  
 Assists: 2, at Baylor, Apr 15, 2023

**CAREER STATISTICS**

YEAR	ERA	W	L	APP	GS	CG	SHO	SV	IP	H	R	ER	BB	SO	2B	3B	HR	BF	BAVG	WP	HBP	BK	SFA	SHA
2023	1.90	0	0	19	0	0	0	1	23.2	17	5	5	13	20	3	0	0	98	.202	0	1	0	0	0
<b>Total</b>	<b>1.90</b>	<b>0</b>	<b>0</b>	<b>19</b>	<b>0</b>	<b>0</b>	<b>0</b>	<b>1</b>	<b>23.2</b>	<b>17</b>	<b>5</b>	<b>5</b>	<b>13</b>	<b>20</b>	<b>3</b>	<b>0</b>	<b>0</b>	<b>98</b>	<b>.202</b>	<b>0</b>	<b>1</b>	<b>0</b>	<b>0</b>	<b>0</b>



LEFT-HANDED PITCHER

# SAM WALBRIDGE 47


CLASS **R-Junior**  
 HOMETOWN **San Antonio, Texas**  
 HIGH SCHOOL **Saint Mary's Hall**

**CAREER HIGHS**

Innings pitched: 2.0, Mercer, Mar 08, 2023 ; New Orleans, Mar 18, 2023  
 Walks allowed: 2, at Baylor, Apr 14, 2023  
 Strikeouts: 4, New Orleans, Mar 18, 2023  
 Batters faced: 10, Mercer, Mar 08, 2023  
 Field chances: 1, at Oklahoma State, Apr 01, 2023 ; vs Missouri, Mar 01, 2020  
 Putouts: 1, vs Missouri, Mar 01, 2020  
 Assists: 1, at Oklahoma State, Apr 01, 2023  
 Runners CS: 1, at Citadel, Mar 16, 2022

**CAREER STATISTICS**

YEAR	ERA	W	L	APP	GS	CG	SHO	SV	IP	H	R	ER	BB	SO	2B	3B	HR	BF	BAVG	WP	HBP	BK	SFA	SHA
2020	0.00	0	0	6	0	0	0	0	3.1	3	0	0	3	4	0	0	0	18	.231	1	2	0	0	0
2021	9.00	0	0	3	0	0	0	0	2.0	3	2	2	0	4	2	0	0	11	.300	0	1	0	0	0
2022	0.00	0	0	3	0	0	0	0	1.1	1	0	0	1	0	0	0	0	5	.250	0	0	0	0	0
2023	8.64	0	1	8	0	0	0	0	8.1	11	8	8	6	9	4	0	1	41	.333	1	1	0	1	0
<b>Total</b>	<b>6.00</b>	<b>0</b>	<b>1</b>	<b>20</b>	<b>0</b>	<b>0</b>	<b>0</b>	<b>0</b>	<b>15.0</b>	<b>18</b>	<b>10</b>	<b>10</b>	<b>10</b>	<b>17</b>	<b>6</b>	<b>0</b>	<b>1</b>	<b>75</b>	<b>.300</b>	<b>2</b>	<b>4</b>	<b>0</b>	<b>1</b>	<b>0</b>



RIGHT-HANDED PITCHER

# CAMERON O'BANAN 48

CLASS **R-Freshman**  
 HOMETOWN **Dripping Springs, Texas**  
 HIGH SCHOOL **Dripping Springs**

**CAREER HIGHS**

Innings pitched: 0.2, Texas State, Apr 11, 2023  
 Walks allowed: 1, Texas State, Apr 11, 2023  
 Strikeouts: 2, Texas State, Apr 11, 2023  
 Batters faced: 5, Texas State, Apr 11, 2023

**CAREER STATISTICS**

YEAR	ERA	W	L	APP	GS	CG	SHO	SV	IP	H	R	ER	BB	SO	2B	3B	HR	BF	BAVG	WP	HBP	BK	SFA	SHA
2023	40.50	0	1	1	0	0	0	0	0.2	2	3	3	1	2	0	0	0	5	.500	0	0	0	0	0
<b>Total</b>	<b>40.50</b>	<b>0</b>	<b>1</b>	<b>1</b>	<b>0</b>	<b>0</b>	<b>0</b>	<b>0</b>	<b>0.2</b>	<b>2</b>	<b>3</b>	<b>3</b>	<b>1</b>	<b>2</b>	<b>0</b>	<b>0</b>	<b>0</b>	<b>5</b>	<b>.500</b>	<b>0</b>	<b>0</b>	<b>0</b>	<b>0</b>	<b>0</b>



RIGHT-HANDED PITCHER

# LEBARRON JOHNSON JR. 57


CLASS **R-Sophomore**  
 HOMETOWN **Jacksonville, Fla.**  
 HIGH SCHOOL **Paxon School**

**CAREER HIGHS**

Innings pitched: 7.0, at Kansas, May 06, 2023  
 Walks allowed: 5 [t-3rd], at Oklahoma State, Apr 02, 2023  
 Strikeouts: 12 [t-4th], at Kansas, May 06, 2023  
 Batters faced: 27, Sam Houston, Mar 07, 2023 ; at Kansas, May 06, 2023  
 Field chances: 2, Oklahoma, Apr 22, 2023 ; at TCU, Apr 30, 2023  
 Putouts: 1, at TCU, Apr 30, 2023 ; A&M-Corpus Christi, Feb 21, 2023 ; Sam Houston, Mar 07, 2023  
 Assists: 1, 8 times  
 Runners CS: 2 [t-1st], at Baylor, Apr 16, 2023

**CAREER STATISTICS**

YEAR	ERA	W	L	APP	GS	CG	SHO	SV	IP	H	R	ER	BB	SO	2B	3B	HR	BF	BAVG	WP	HBP	BK	SFA	SHA
2022	3.18	0	1	18	0	0	0	0	17.0	12	9	6	11	21	3	0	1	74	.194	6	1	0	0	0
2023	2.81	7	2	17	10	0	0	1	67.1	51	24	21	31	84	10	0	4	279	.213	13	3	1	3	2
<b>Total</b>	<b>2.88</b>	<b>7</b>	<b>3</b>	<b>35</b>	<b>10</b>	<b>0</b>	<b>0</b>	<b>1</b>	<b>84.1</b>	<b>63</b>	<b>33</b>	<b>27</b>	<b>42</b>	<b>105</b>	<b>13</b>	<b>0</b>	<b>5</b>	<b>353</b>	<b>.209</b>	<b>19</b>	<b>4</b>	<b>1</b>	<b>3</b>	<b>2</b>



RIGHT-HANDED PITCHER

**PIERCE  
GEORGE 58**

CLASS **Junior**

HOMETOWN **Wichita Falls, Texas**

PREVIOUS **Arkansas**

HIGH SCHOOL **IMG Academy**

**CAREER HIGHS**

Innings pitched: 1.0, Texas Southern, Apr 25, 2023  
 Walks allowed: 2, Texas Southern, Apr 25, 2023  
 Strikeouts: 1, vs Vanderbilt, Feb 19, 2023  
 Batters faced: 6, vs Vanderbilt, Feb 19, 2023  
 Runners CS: 1, Texas Southern, Apr 25, 2023

**CAREER STATISTICS**

YEAR	ERA	W	L	APP	GS	CG	SHO	SV	IP	H	R	ER	BB	SO	2B	3B	HR	BF	BAVG	WP	HBP	BK	SFA	SHA
2023	13.50	0	0	3	0	0	0	0	2.0	2	3	3	4	1	1	0	0	11	.333	1	1	0	0	0
<b>Total</b>	<b>13.50</b>	<b>0</b>	<b>0</b>	<b>3</b>	<b>0</b>	<b>0</b>	<b>0</b>	<b>0</b>	<b>2.0</b>	<b>2</b>	<b>3</b>	<b>3</b>	<b>4</b>	<b>1</b>	<b>1</b>	<b>0</b>	<b>0</b>	<b>11</b>	<b>.333</b>	<b>1</b>	<b>1</b>	<b>0</b>	<b>0</b>	<b>0</b>



RIGHT-HANDED PITCHER

**ANDRE  
DUPLANTIER II 88**

CLASS **R-Sophomore**

HOMETOWN **Humble, Texas**

HIGH SCHOOL **Summer Creek**

**CAREER HIGHS**

Innings pitched: 6.0, at Sam Houston, Mar 01, 2022  
 Walks allowed: 3, Indiana, Feb 25, 2023  
 Strikeouts: 3, 6 times  
 Batters faced: 23, at Texas State, Mar 08, 2022  
 Field chances: 8, Abilene Christian, Mar 11, 2020  
 Putouts: 7, Abilene Christian, Mar 11, 2020  
 Assists: 1, 5 times  
 Runners CS: 1, at A&M-Corpus Christi, Feb 22, 2022 ; at Sam Houston, Mar 01, 2022

**CAREER STATISTICS**

YEAR	ERA	W	L	APP	GS	CG	SHO	SV	IP	H	R	ER	BB	SO	2B	3B	HR	BF	BAVG	WP	HBP	BK	SFA	SHA
2020	2.00	0	0	8	0	0	0	3	9.0	4	2	2	3	13	2	0	0	35	.129	0	1	0	0	0
2022	5.93	3	1	17	6	0	0	0	30.1	28	21	20	17	25	2	0	6	141	.248	1	8	1	1	2
2023	2.45	0	0	18	0	0	0	1	14.2	15	7	4	9	15	3	0	1	70	.268	4	3	0	1	1
<b>Total</b>	<b>4.33</b>	<b>3</b>	<b>1</b>	<b>43</b>	<b>6</b>	<b>0</b>	<b>0</b>	<b>4</b>	<b>54.0</b>	<b>47</b>	<b>30</b>	<b>26</b>	<b>29</b>	<b>53</b>	<b>7</b>	<b>0</b>	<b>7</b>	<b>246</b>	<b>.235</b>	<b>5</b>	<b>12</b>	<b>1</b>	<b>2</b>	<b>3</b>

## 2023 TEAM GAME-BY-GAME HITTING

#	GAME	AB	R	H	RBI	2B	3B	HR	TB	BB	IBB	SB	CS	HBP	SAC	SF	GDP	K	PO	A	E	LOB	Avg
1	2/17 vs. #8 Arkansas^	30	2	5	1	1	0	1	9	2	0	2	0	0	1	0	2	13	27	8	1	4	.167
2	2/18 vs. Missouri^	32	5	5	3	1	0	0	6	8	0	2	0	1	1	0	0	10	25	5	2	10	.161
3	2/19 vs. #10 Vanderbilt^	30	2	3	2	1	0	1	7	4	0	0	0	0	0	0	0	12	27	11	5	5	.141
4	2/21 vs. A&M-Corpus Christi	37	12	17	9	2	2	1	26	6	0	2	0	0	0	1	2	7	27	8	0	8	.233
5	2/24 vs. Indiana	27	4	8	4	2	0	1	13	4	0	1	1	0	2	1	0	3	27	7	0	6	.244
6	2/25 vs. Indiana	28	5	4	3	1	0	0	5	6	0	0	0	1	0	1	0	3	27	11	1	7	.228
7	2/26 vs. Indiana	30	2	6	2	2	0	1	11	1	0	0	3	0	0	0	0	9	27	13	2	2	.224
8	2/28 vs. #1 LSU	29	0	4	0	1	0	0	5	4	1	0	0	0	0	0	1	8	27	7	1	6	.214
9	3/3 at Cal State Fullerton	35	5	10	3	1	0	1	14	2	0	1	0	0	0	0	2	9	24	8	0	5	.223
10	3/4 at Cal State Fullerton	33	4	8	3	2	1	2	18	7	0	0	0	0	0	0	1	14	27	11	1	9	.225
11	3/5 at Cal State Fullerton	46	4	14	4	3	0	2	23	2	0	0	1	1	0	0	0	10	32	7	0	12	.235
12	3/7 vs. Sam Houston	35	7	11	7	1	0	1	15	1	0	0	0	2	0	0	0	2	27	11	2	7	.242
13	3/8 vs. Mercer	36	11	15	10	3	0	1	21	6	0	2	1	0	1	0	0	5	27	17	1	8	.257
14	3/10 vs. Manhattan	37	8	10	6	2	0	0	12	5	0	2	0	2	1	0	0	6	27	7	0	13	.258
15	3/11 vs. Manhattan	31	10	9	10	3	0	0	12	10	0	3	1	3	0	1	0	4	27	7	1	11	.260
16	3/12 vs. Manhattan	41	16	15	14	7	0	1	25	6	0	4	0	1	0	0	0	4	27	9	1	8	.268
17	3/14 vs. North Dakota State	29	7	8	7	2	0	0	10	11	0	2	1	0	2	0	0	2	27	13	0	11	.269
18	3/15 vs. North Dakota State	32	7	10	6	0	1	3	21	3	0	1	0	0	2	0	0	5	27	9	1	6	.271
19	3/17 vs. New Orleans	31	3	9	2	0	0	0	9	4	0	1	0	0	0	0	1	4	27	10	1	8	.272
20	3/18 vs. New Orleans	36	15	12	14	2	0	3	23	6	0	0	0	1	0	0	0	9	27	7	1	4	.275
21	3/19 vs. New Orleans	32	9	10	9	3	0	4	25	7	0	0	0	1	2	1	0	7	27	9	1	10	.277
22	3/21 vs. Incarnate Word	40	17	15	16	2	0	5	32	6	0	1	0	2	0	0	0	4	27	11	1	8	.282
23	3/24 vs. #14 Texas Tech*	27	6	7	6	3	0	1	13	4	1	0	0	0	2	2	0	2	27	10	0	5	.281
24	3/25 vs. #14 Texas Tech*	28	6	8	5	3	0	1	14	2	0	2	2	1	0	1	0	8	27	8	0	2	.282
25	3/26 vs. #14 Texas Tech*	32	9	13	9	0	0	5	28	7	0	1	1	0	1	0	3	6	27	12	0	7	.286
26	3/28 at Texas A&M	41	5	15	5	1	0	0	16	5	0	2	1	1	0	0	0	13	27	14	3	15	.290
27	3/31 at #17 Oklahoma State*	35	5	10	5	2	1	2	20	4	0	1	2	0	0	0	0	8	27	12	1	7	.290
28	4/1 at #17 Oklahoma State*	31	1	4	1	1	1	0	7	3	0	1	1	1	0	0	0	14	24	10	0	7	.285
29	4/2 at #17 Oklahoma State*	30	3	5	3	0	0	1	8	4	0	1	0	1	0	0	2	13	25	9	0	5	.281
30	4/4 vs. Air Force	32	7	9	7	1	1	3	21	5	0	1	0	0	0	1	0	3	27	6	0	7	.281
31	4/7 vs. Kansas State*	33	6	10	6	4	1	0	16	1	0	0	0	0	0	1	0	12	27	11	1	5	.282
32	4/8 vs. Kansas State*	33	5	7	5	1	0	1	11	4	0	0	1	0	0	0	0	11	27	8	0	5	.280
33	4/9 vs. Kansas State*	35	8	12	8	6	0	2	24	5	1	2	0	1	1	0	0	7	27	9	0	10	.282
34	4/10 at Texas State	32	5	7	5	3	0	0	10	7	1	2	0	1	2	0	0	11	27	5	0	10	.280
35	4/11 vs. Texas State	36	3	9	3	2	0	2	17	1	0	0	0	0	0	0	0	13	27	7	0	7	.279
36	4/14 at Baylor*	43	11	15	10	2	1	0	19	4	0	2	1	2	1	0	0	8	27	9	0	12	.281
37	4/15 at Baylor*	39	9	13	9	2	0	0	15	7	0	1	0	0	0	0	0	6	26	11	0	10	.283
38	4/16 at Baylor*	37	7	10	7	2	0	1	15	5	1	1	0	1	1	1	0	11	27	13	1	11	.283
39	4/19 vs. Abilene Christian	27	20	12	18	2	1	2	22	11	0	1	0	2	0	2	1	4	21	11	0	4	.286
40	4/21 vs. Oklahoma*	29	1	6	1	0	1	0	8	4	0	0	0	0	2	0	2	2	27	7	0	7	.284
41	4/22 vs. Oklahoma*	36	6	11	6	3	0	1	17	2	0	0	0	1	0	0	1	8	27	10	1	6	.285
42	4/22 vs. Oklahoma*	31	4	6	4	1	0	1	10	4	0	0	0	1	1	2	1	10	27	9	3	9	.283
43	4/25 vs. Texas Southern	33	18	18	17	10	0	2	34	9	0	2	0	2	0	3	0	7	21	15	0	11	.289
44	4/29 at TCU*	35	8	11	8	3	0	5	29	7	0	3	1	0	1	1	0	14	27	10	1	9	.289
45	4/30 at TCU*	29	3	5	3	1	0	0	6	3	0	2	0	1	1	1	0	6	27	11	0	5	.287
46	5/1 at TCU*	38	7	12	7	0	0	2	18	3	0	2	1	0	0	0	0	9	24	11	0	7	.288
47	5/5 at Kansas*	36	4	9	3	2	1	1	16	0	0	1	0	0	0	0	0	7	24	9	1	5	.287
48	5/6 at Kansas*	37	6	12	6	2	2	1	21	1	0	0	0	1	1	1	0	5	27	7	2	8	.288
49	5/7 at Kansas*	37	7	15	7	1	0	1	19	1	0	0	0	0	3	1	1	8	27	6	1	8	.290
50	5/9 vs. UT Arlington	33	10	12	10	3	0	3	24	7	0	1	0	1	1	0	0	6	27	11	1	9	.292
51	5/12 vs. San Jose State	31	4	7	4	1	0	1	11	7	0	3	0	0	0	1	2	9	27	10	1	8	.291
52	5/12 vs. San Jose State	45	24	22	24	4	0	5	41	12	0	4	0	0	0	1	0	7	27	11	0	10	.296
53	5/13 vs. San Jose State	29	18	14	16	4	0	2	24	8	0	1	0	1	2	1	0	2	21	9	1	5	.299
54	5/18 vs. #6 West Virginia*	34	12	12	11	0	0	4	24	4	0	0	2	1	1	0	1	9	27	9	0	5	.300
55	5/19 vs. #6 West Virginia*	33	10	11	10	1	0	4	24	3	0	0	1	2	0	1	0	6	27	5	0	5	.300
56	5/20 vs. #6 West Virginia*	33	7	12	7	3	1	1	20	6	1	1	0	0	2	1	0	5	27	10	0	11	.302

\*Big 12 Conference game | ^ Globe Life Field

## 2023 TEAM GAME-BY-GAME PITCHING

#	GAME	IP	H	R	ER	BB	SO	2B	3B	HR	WP	BK	HBP	DP	IBB	Score	W	L	SV	ERA
1	2/17 vs. #8 Arkansas^	9.0	8	3	3	4	12	2	0	0	1	0	1	2	0	2-3	0	1	0	3.00
2	2/18 vs. Missouri^	8.1	14	6	5	2	12	2	0	2	1	0	1	0	0	5-6	0	2	0	4.15
3	2/19 vs. #10 Vanderbilt^	9.0	11	12	4	2	8	3	2	1	0	0	2	0	0	2-12	0	3	0	4.10
4	2/21 vs. A&M-Corpus Christi	9.0	6	2	2	3	13	1	0	1	1	0	0	0	0	12-2	1	3	0	3.57
5	2/24 vs. Indiana	9.0	7	2	2	5	8	1	0	0	0	0	1	2	0	4-2	2	3	0	3.25
6	2/25 vs. Indiana	9.0	2	2	2	6	7	0	0	0	0	0	3	2	0	5-2	3	3	1	3.04
7	2/26 vs. Indiana	9.0	8	4	4	0	12	1	0	0	0	1	0	0	0	2-4	3	4	1	3.18
8	2/28 vs. #1 LSU	9.0	4	3	3	7	16	1	0	1	0	1	1	0	0	0-3	3	5	1	3.15
9	3/3 at Cal State Fullerton	8.0	8	6	5	5	8	5	0	0	3	0	4	1	0	5-6	3	6	1	3.40
10	3/4 at Cal State Fullerton	9.0	8	2	2	3	6	4	0	0	2	0	0	1	0	4-2	4	6	2	3.26
11	3/5 at Cal State Fullerton	10.2	8	5	5	7	12	0	0	0	2	0	3	1	1	4-5	4	7	2	3.36
12	3/7 vs. Sam Houston	9.0	9	5	3	1	4	2	0	1	1	0	0	2	0	7-5	5	7	3	3.33
13	3/8 vs. Mercer	9.0	7	3	3	3	6	2	0	0	0	0	2	2	0	11-3	6	7	3	3.31
14	3/10 vs. Manhattan	9.0	2	1	1	6	11	0	0	1	0	0	0	1	0	8-1	7	7	3	3.14
15	3/11 vs. Manhattan	9.0	13	4	2	2	16	3	0	0	1	0	2	0	0	10-4	8	7	4	3.07
16	3/12 vs. Manhattan	9.0	10	6	6	4	9	3	0	1	1	0	0	0	0	16-6	9	7	4	3.25
17	3/14 vs. North Dakota State	9.0	7	2	2	4	9	2	0	0	3	0	1	0	0	7-2	10	7	4	3.18
18	3/15 vs. North Dakota State	9.0	9	4	2	5	14	4	0	0	1	0	2	1	0	7-4	11	7	5	3.11
19	3/17 vs. New Orleans	9.0	4	1	0	1	10	1	0	0	0	0	2	0	0	3-1	12	7	6	2.95
20	3/18 vs. New Orleans	9.0	5	1	0	1	14	2	0	0	1	0	0	0	0	15-1	13	7	6	2.80
21	3/19 vs. New Orleans	9.0	2	3	3	4	6	0	1	0	2	0	0	0	0	9-3	14	7	6	2.81
22	3/21 vs. Incarnate Word	9.0	13	11	11	7	9	1	0	1	1	0	0	1	0	17-11	15	7	6	3.18
23	3/24 vs. #14 Texas Tech*	9.0	6	2	2	3	12	2	0	1	0	0	0	0	0	6-2	16	7	6	3.13
24	3/25 vs. #14 Texas Tech*	9.0	8	5	5	8	8	1	0	1	3	0	0	1	0	6-5	17	7	6	3.21
25	3/26 vs. #14 Texas Tech*	9.0	11	8	8	7	7	1	1	1	0	0	3	3	0	9-8	18	7	6	3.40
26	3/28 at Texas A&M	9.0	6	2	2	3	8	1	1	0	2	1	1	2	0	5-2	19	7	7	3.35
27	3/31 at #17 Oklahoma State*	9.0	8	3	3	2	6	3	0	2	0	0	0	0	0	5-3	20	7	8	3.33
28	4/1 at #17 Oklahoma State*	8.0	8	4	4	2	8	3	0	0	2	0	1	1	0	1-4	20	8	8	3.37
29	4/2 at #17 Oklahoma State*	8.1	10	4	4	8	8	1	0	1	1	0	0	1	0	3-4	20	9	8	3.40
30	4/4 vs. Air Force	9.0	4	1	1	5	3	0	0	0	0	0	0	0	0	7-1	21	9	8	3.32
31	4/7 vs. Kansas State*	9.0	4	5	2	5	10	0	1	0	0	0	3	0	0	6-5	22	9	9	3.28
32	4/8 vs. Kansas State*	9.0	12	6	6	3	12	2	0	1	1	0	1	1	0	5-6	22	10	9	3.36
33	4/9 vs. Kansas State*	9.0	6	2	2	7	7	1	1	1	0	1	2	0	0	8-2	23	10	9	3.32
34	4/10 at Texas State	9.0	6	2	2	4	11	2	1	0	0	0	2	1	0	5-2	24	10	9	3.28
35	4/11 vs. Texas State	9.0	13	9	9	2	10	4	0	0	1	0	2	0	0	3-9	24	11	9	3.45
36	4/14 at Baylor*	9.0	12	9	9	4	7	6	0	3	0	0	1	1	0	11-9	25	11	9	3.60
37	4/15 at Baylor*	8.2	9	10	10	10	5	1	0	0	4	0	3	1	0	9-10	25	12	9	3.78
38	4/16 at Baylor*	9.0	5	6	3	12	7	1	0	0	1	0	2	2	0	7-6	26	12	10	3.76
39	4/19 vs. Abilene Christian	7.0	2	0	0	5	6	1	0	0	1	0	1	1	0	20-0	27	12	10	3.68
40	4/21 vs. Oklahoma*	9.0	7	2	2	4	11	1	0	0	0	0	1	1	0	1-2	27	13	10	3.64
41	4/22 vs. Oklahoma*	9.0	7	9	9	8	8	0	0	0	2	0	1	0	0	6-9	27	14	10	3.77
42	4/22 vs. Oklahoma*	9.0	7	6	5	8	10	0	1	1	2	1	1	1	0	4-6	27	15	10	3.80
43	4/25 vs. Texas Southern	7.0	8	3	3	6	6	3	0	0	4	0	1	2	0	18-3	28	15	10	3.80
44	4/29 at TCU*	9.0	6	4	4	1	5	2	0	2	0	0	1	0	0	8-4	29	15	10	3.81
45	4/30 at TCU*	9.0	7	2	2	1	7	1	1	0	0	0	1	1	0	3-2	30	15	11	3.77
46	5/1 at TCU*	8.0	19	15	15	6	4	1	0	2	1	0	2	1	0	7-15	30	16	11	4.02
47	5/5 at Kansas*	8.0	14	10	9	7	6	4	0	2	1	0	1	2	0	4-10	30	17	11	4.14
48	5/6 at Kansas*	9.0	9	2	2	1	16	1	0	0	1	0	0	1	0	6-2	31	17	12	4.10
49	5/7 at Kansas*	9.0	11	6	4	4	12	2	1	0	2	0	1	0	0	7-6	32	17	13	4.09
50	5/9 vs. UT Arlington	9.0	8	5	4	3	4	0	0	0	1	0	2	2	0	10-5	33	17	13	4.09
51	5/12 vs. San Jose State	9.0	9	6	5	3	3	3	0	1	1	0	1	0	0	4-6	33	18	13	4.11
52	5/12 vs. San Jose State	9.0	6	3	3	2	11	2	0	0	0	0	0	0	0	24-3	34	18	13	4.09
53	5/13 vs. San Jose State	7.0	6	6	5	4	6	1	0	1	0	0	0	2	0	18-6	35	18	14	4.12
54	5/18 vs. #6 West Virginia*	9.0	7	2	2	3	10	2	0	0	1	0	2	0	0	12-2	36	18	14	4.08
55	5/19 vs. #6 West Virginia*	9.0	9	4	4	3	13	2	0	1	0	0	0	0	0	10-4	37	18	14	4.08
56	5/20 vs. #6 West Virginia*	9.0	4	3	3	5	7	1	0	2	0	0	3	2	0	7-3	38	18	15	4.06

\*Big 12 Conference game | ^ Globe Life Field



## 2023 SCHEDULE & RESULTS

#	GAME	FINAL	WP	LP	SAVE	W-L	BIG 12 W-L	ATT.	HOME TOT.	TIME
1	2/17 vs. #8 Arkansas <sup>^</sup>	L, 3-2	Adcock (1-0)	<b>Johnson (0-1)</b>	Tygart (1)	0-1	0-0	15,721	-	3:14
2	2/18 vs. Missouri <sup>^</sup>	L, 6-5	Maltrud (1-0)	<b>Walbridge (0-1)</b>	-	0-2	0-0	20,295	-	3:23
3	2/19 vs. #10 Vanderbilt <sup>^</sup>	L, 12-2	Futrell (1-0)	<b>Sthele (0-1)</b>	Cunningham (1)	0-3	0-0	16,100	-	2:49
4	2/21 vs. A&M-Corpus Christi	W, 12-2	<b>Johnson (1-1)</b>	Garcia (0-1)	-	1-3	0-0	6,388	6,388	3:05
5	2/24 vs. Indiana	W, 4-2	<b>Stuart (1-0)</b>	Levy (0-1)	-	2-3	0-0	6,573	12,961	2:46
6	2/25 vs. Indiana	W, 5-2	<b>Morehouse (1-0)</b>	Kraft (0-1)	<b>Burke (1)</b>	3-3	0-0	6,851	19,812	2:46
7	2/26 vs. Indiana	L, 4-2	Sinnard (2-0)	<b>Sthele (0-2)</b>	Kraft (1)	3-4	0-0	6,748	26,560	2:41
8	2/28 vs. #1 LSU	L, 3-0	Ackenhausen (1-0)	<b>Stuart (1-1)</b>	Little (1)	3-5	0-0	7,641	34,201	2:58
9	3/3 at Cal State Fullerton	L, 6-5	Flynn (2-0)	<b>Shaw (0-1)</b>	-	3-6	0-0	1,364	34,201	2:56
10	3/4 at Cal State Fullerton	W, 4-2	<b>Morehouse (2-0)</b>	Hinkel (0-2)	<b>Hurley (1)</b>	4-6	0-0	1,708	34,201	3:00
11	3/5 at Cal State Fullerton	L, 5-4 (11)	Tomczak (1-0)	<b>Lummus (0-1)</b>	-	4-7	0-0	1,448	34,201	3:49
12	3/7 vs. Sam Houston	W, 7-5	<b>Johnson (2-1)</b>	Shubert (0-2)	<b>Hurley (2)</b>	5-7	0-0	6,527	40,728	2:31
13	3/8 vs. Mercer	W, 11-3	<b>Whitehead (1-0)</b>	Thomas (0-1)	-	6-7	0-0	6,441	47,169	2:54
14	3/10 vs. Manhattan	W, 8-1	<b>Gordon (1-0)</b>	Hesslink (0-4)	-	7-7	0-0	6,471	53,640	2:48
15	3/11 vs. Manhattan	W, 10-4	<b>Grubbs (1-0)</b>	Fagler (1-3)	<b>Tole (1)</b>	8-7	0-0	6,548	60,188	3:14
16	3/12 vs. Manhattan	W, 16-6	<b>Sthele (1-2)</b>	O'Neill (0-3)	-	9-7	0-0	6,752	66,940	3:05
17	3/14 vs. North Dakota State	W, 7-2	<b>Hurley (1-0)</b>	Jacobs (0-3)	-	10-7	0-0	6,457	73,397	3:00
18	3/15 vs. North Dakota State	W, 7-4	<b>Howard (1-0)</b>	Danielson (0-3)	<b>Morehouse (1)</b>	11-7	0-0	6,522	79,919	3:13
19	3/17 vs. New Orleans	W, 3-1	<b>Gordon (2-0)</b>	LeBlanc (2-2)	<b>Morehouse (2)</b>	12-7	0-0	6,290	86,209	2:21
20	3/18 vs. New Orleans	W, 15-1	<b>Sthele (2-2)</b>	Mitchell (3-2)	-	13-7	0-0	6,520	92,729	3:00
21	3/19 vs. New Orleans	W, 9-3	<b>Shaw (1-1)</b>	Horton (2-2)	-	14-7	0-0	6,347	99,076	2:59
22	3/21 vs. Incarnate Word	W, 17-11	<b>Hurley (2-0)</b>	Higdon (0-2)	-	15-7	0-0	6,182	105,258	3:32
23	3/24 vs. #14 Texas Tech*	W, 6-2	<b>Morehouse (3-0)</b>	Free (2-2)	-	16-7	1-0	6,654	111,912	2:40
24	3/25 vs. #14 Texas Tech*	W, 6-5	<b>Morehouse (4-0)</b>	Devine (1-2)	-	17-7	2-0	7,123	119,035	3:20
25	3/26 vs. #14 Texas Tech*	W, 9-8	<b>Whitehead (2-0)</b>	Lysik (0-1)	-	18-7	3-0	6,744	125,779	3:23
26	3/28 at Texas A&M	W, 5-2	<b>Johnson (3-1)</b>	Sdao (0-1)	<b>Morehouse (3)</b>	19-7	3-0	7,347	125,779	3:39
27	3/31 at #17 Oklahoma State*	W, 5-3	<b>Gordon (3-0)</b>	Abram (4-1)	<b>Morehouse (4)</b>	20-7	4-0	5,876	125,779	2:42
28	4/1 at #17 Oklahoma State*	L, 4-1	Watts-Brown (4-1)	<b>Sthele (2-3)</b>	Stebens (1)	20-8	4-1	6,489	125,779	2:52
29	4/2 at #17 Oklahoma State*	L, 4-3	Stebens (4-0)	<b>Morehouse (4-1)</b>	-	20-9	4-2	5,655	125,779	3:21
30	4/4 vs. Air Force	W, 7-1	<b>Whitehead (3-0)</b>	Benge (2-3)	-	21-9	4-2	6,416	132,195	2:36
31	4/7 vs. Kansas State*	W, 6-5	<b>Lummus (1-1)</b>	Ruhl (1-3)	<b>Morehouse (5)</b>	22-9	5-2	6,455	138,650	3:13
32	4/8 vs. Kansas State*	L, 6-5	Heyne (2-0)	<b>Johnson (3-2)</b>	Neighbors (5)	22-10	5-3	7,328	145,978	3:07
33	4/9 vs. Kansas State*	W, 8-2	<b>Hurley (3-0)</b>	Wentworth (1-3)	-	23-10	6-3	6,573	152,551	2:59
34	4/10 at Texas State	W, 5-2	<b>Minchey (1-0)</b>	Zabel (0-1)	-	24-10	6-3	3,425	152,551	3:14
35	4/11 vs. Texas State	L, 9-3	Bush (1-1)	<b>O'Banan (0-1)</b>	Dixon (5)	24-11	6-3	7,364	159,915	3:13
36	4/14 at Baylor*	W, 11-9	<b>Gordon (4-0)</b>	Helton (0-4)	-	25-11	7-3	2,612	159,915	3:41
37	4/15 at Baylor*	L, 10-9	Stasio (3-2)	<b>Morehouse (4-2)</b>	-	25-12	7-4	2,975	159,915	3:29
38	4/16 at Baylor*	W, 7-6	<b>Shaw (2-1)</b>	Golomb (1-2)	<b>Johnson (1)</b>	26-12	8-4	2,986	159,915	3:19
39	4/19 vs. Abilene Christian	W, 20-0 (7)	<b>Minchey (2-0)</b>	Anderson (4-3)	-	27-12	8-4	6,446	166,361	2:46
40	4/21 vs. Oklahoma*	L, 2-1	Campbell (5-3)	<b>Shaw (2-2)</b>	-	27-13	8-5	7,156	173,517	2:56
41	4/22 vs. Oklahoma*	L, 9-6	Carmichael (3-0)	<b>Sthele (2-4)</b>	Campbell (1)	27-14	8-6	7,345	180,862	3:12
42	4/22 vs. Oklahoma*	L, 6-4	Hitt (3-0)	<b>Minchey (2-1)</b>	Weber (7)	27-15	8-7	7,887	188,749	3:26
43	4/25 vs. Texas Southern	W, 18-3 (7)	<b>Burke (1-0)</b>	Zwitzer (1-3)	-	28-15	8-7	6,382	195,131	4:09
44	4/29 at TCU*	W, 8-4	<b>Gordon (5-0)</b>	Klecker (7-4)	-	29-15	9-7	5,166	195,131	2:55
45	4/30 at TCU*	W, 3-2	<b>Johnson (4-2)</b>	Savage (1-3)	Shaw (1)	30-15	10-7	5,047	195,131	2:29
46	5/1 at TCU*	L, 15-7	Feser (1-0)	<b>Witt (0-1)</b>	-	30-16	10-8	3,982	195,131	3:32
47	5/5 at Kansas*	L, 10-4	Baumgartner (5-1)	<b>Gordon (5-1)</b>	-	30-17	10-9	850	195,131	2:39
48	5/6 at Kansas*	W, 6-2	<b>Johnson (5-2)</b>	Cashero (2-1)	<b>Duplantier II (1)</b>	31-17	11-9	1,036	195,131	2:27
49	5/7 at Kansas*	W, 7-6	<b>Sthele (3-4)</b>	Trumper (3-4)	<b>Whitehead (1)</b>	32-17	12-9	825	195,131	3:11
50	5/9 vs. UT Arlington	W, 10-5	<b>Hurley (4-0)</b>	Lucas (1-2)	-	33-17	12-9	6,514	201,675	2:45
51	5/12 vs. San Jose State	L, 6-4	Van Allen (2-3)	<b>Morehouse (4-3)</b>	White (1)	33-18	12-9	6,371	208,046	2:44
52	5/12 vs. San Jose State	W, 24-3	<b>Johnson (6-2)</b>	Thompson (2-5)	-	34-18	12-9	6,714	214,760	3:26
53	5/13 vs. San Jose State	W, 18-6 (7)	<b>Witt (1-1)</b>	Ross (2-1_	<b>Sthele (1)</b>	35-18	12-9	6,389	221,149	2:24
54	5/18 vs. #6 West Virginia*	W, 12-2	<b>Gordon (6-1)</b>	Estridge (3-1)	-	36-18	13-9	6,662	227,811	2:58
55	5/19 vs. #6 West Virginia*	W, 10-4	<b>Johnson (7-2)</b>	Traxel (7-5)	-	37-18	14-9	7,015	234,826	3:00
56	5/20 vs. #6 West Virginia*	W, 7-3	<b>Witt (2-1)</b>	Hampton (5-3)	<b>Hurley (3)</b>	38-18	15-9	7,468	242,294	2:56

\*Big 12 Conference game | ^ Globe Life Field