



TEXAS BASEBALL GAME NOTES

SIX-TIME NATIONAL CHAMPIONS | 1949 1950 1975 1983 2002 2005

CONTACT: Kevin Rodriguez (krod@utexas.edu | 817-528-7402)

2023 SCHEDULE & RESULTS

FEBRUARY

17	vs. #8 Arkansas^	L, 3-2
18	vs. Missouri^	L, 6-5
19	vs. #10 Vanderbilt^	L, 12-2
21	A&M-CORPUS CHRISTI	W, 12-2
24	INDIANA	W, 4-2
25	INDIANA	W, 5-2
26	INDIANA	L, 4-2
28	#1 LSU	L, 3-0

MARCH

3	at Cal State Fullerton	L, 6-5
4	at Cal State Fullerton	W, 4-2
5	at Cal State Fullerton	L, 5-4 (11)
7	SAM HOUSTON	W, 7-5
8	MERCER	W, 11-3
10	MANHATTAN	W, 8-1
11	MANHATTAN	W, 10-4
12	MANHATTAN	W, 16-6
14	NORTH DAKOTA STATE	W, 7-2
15	NORTH DAKOTA STATE	W, 7-4
17	NEW ORLEANS	W, 3-1
18	NEW ORLEANS	W, 15-1
19	NEW ORLEANS	W, 9-3
21	INCARNATE WORD	W, 17-11
24	#14 TEXAS TECH*	W, 6-2
25	#14 TEXAS TECH*	W, 6-5
26	#14 TEXAS TECH*	W, 9-8
28	at Texas A&M	W, 5-2
31	at #17 Oklahoma State*	W, 5-3

APRIL

1	at #17 Oklahoma State*	L, 4-1
2	at #17 Oklahoma State*	L, 4-3
4	AIR FORCE	W, 7-1
7	KANSAS STATE*	W, 6-5
8	KANSAS STATE*	L, 6-5
9	KANSAS STATE*	W, 8-2
10	at Texas State	W, 5-2
11	TEXAS STATE	L, 9-3
14	at Baylor*	W, 11-9
15	at Baylor*	L, 10-9
16	at Baylor*	W, 7-6
19	ABILENE CHRISTIAN	W, 20-0 (7)
21	OKLAHOMA*	L, 2-1
22	OKLAHOMA*	L, 9-6
22	OKLAHOMA*	L, 6-4
25	TEXAS SOUTHERN	W, 18-3 (7)
29	at TCU*	W, 8-4
30	at TCU*	W, 3-2

MAY

1	at TCU*	L, 15-7
5	at Kansas*	6:00 p.m.
6	at Kansas*	2:00 p.m.
7	at Kansas*	1:00 p.m.
9	UT ARLINGTON	6:30 p.m.
12	SAN JOSE STATE	6:30 p.m.
13	SAN JOSE STATE	2:30 p.m.
14	SAN JOSE STATE	1:00 p.m.
18	WEST VIRGINIA*	6:30 p.m.
19	WEST VIRGINIA*	6:30 p.m.
20	WEST VIRGINIA*	2:30 p.m.

All times Central | Home games in **BOLD**

*Big 12 Conference Game | ^Globe Life Field

MAY 5-7 | at KANSAS | HOGLUND BALLPARK



TEXAS LONGHORNS

RECORD.....	30-16 (10-8 Big 12)	RECORD.....	21-24 (6-12 Big 12)
RANKING D1 BASEBALL.....	NR	RANKING D1 BASEBALL.....	NR
HEAD COACH.....	David Pierce (Houston '88)	HEAD COACH.....	Dan Fitzgerald (Minnesota '00)
CAREER RECORD.....	446-241 (12th season)	CAREER RECORD.....	21-24 (1st season)
RECORD @ TEXAS.....	249-132 (7th season)	RECORD @ KANSAS.....	21-24 (1st season)



KANSAS JAYHAWKS

PROBABLE PITCHERS

FRIDAY—Texas LHP Lucas Gordon (5-0, 2.16) vs. Kansas RHP Collin Baumgartner (4-1, 4.34)

SATURDAY—Texas RHP Lebaron Johnson Jr. (4-2, 2.70) vs. Kansas RHP Hunter Cashero (2-0, 5.29)

SUNDAY—Texas RHP Tanner Witt (0-1, 40.50) vs. Kansas RHP Sam Ireland (4-6, 6.91)

SERIES BY THE NUMBERS

TEXAS	OFFENSE	KANSAS	TEXAS	PITCHING/DEFENSE	KANSAS
.288.....	Batting Avg.....	.278	4.02.....	ERA.....	6.20
.384.....	On-Base Pct.....	.375	407.0.....	Innings Pitched.....	390.1
.481.....	Slugging Pct.....	.462	0.....	Complete Games.....	1
95.....	Doubles.....	98	11.....	Saves.....	8
11.....	Triples.....	9	1.98.....	Strikeout/Walk Ratio.....	1.74
60.....	Home Runs.....	56	.237.....	Opponent Batting Avg.....	.281
222.....	Walks.....	212	34.....	Errors.....	45
51-70.....	Stolen Bases-Att.....	25-29	37.....	Double Plays.....	38

ALL-TIME SERIES Texas leads, 58-29 | **LAST MEETING:** Texas swept the series, in Austin, in 2022

IN AUSTIN Texas leads, 33-10 | **IN LAWRENCE** Texas leads, 22-17 | **NEUTRAL SITE** Texas leads, 3-2 | **POSTSEASON** Texas leads, 3-1

LONGHORNS NOTES

THE MATCHUP—The Longhorns head back on the road for a three-game series at Kansas. Texas leads the all-time series with the Jayhawks, 58-29 and 22-17 in Lawrence. The Longhorns have swept the last two series over the Jayhawks, with a sweep in 2021 in Lawrence and 2022 in Austin.

A LOOK AT THE LONGHORNS—Texas is looking to win back-to-back series for the first time since winning two-of-three over Kansas State and Baylor. The Longhorns are batting .288 as a team with 60 homers, while the pitching staff leads the Big 12 and ranks 15th nationally with a 4.02 ERA. The Texas pitching staff is ranked first in the Big 12 and 16th nationally with 7.87 hits allowed per nine innings but ranks sixth in the league with 4.56 walks allowed per nine innings.

DOWNTOWN PORTER BROWN—Porter Brown has had a productive season after transferring from TCU and is second on the team with a .333 batting average and is third on the team with eight home runs. He picked up the March 27 Big 12 Player of the Week award after helping the Longhorns sweep Texas Tech. That week, Brown batted .615 and provided the game-winning runs in two of the three games. In parts of four seasons at TCU, Brown batted .286 with 20 doubles, nine home runs, 63 RBI and 83 runs scored. He also stole 25 bases during his time at TCU.

HOME SWEET HOME—Texas holds a 22-7 record this season at the friendly confines of UFCU Disch-Falk Field. In the 29 home games, the Longhorns are hitting .309 and fielding .982, while the pitching staff has a 3.50 ERA. In the 17 games played away from UFCU Disch-Falk Field, Texas holds an 8-9 record and is batting .255 with a .976 fielding percentage. Of the Longhorns' 34 errors as a team this season, 15 of them have come in the 17 games away from home.

NARROW MARGINS—The Longhorns have played several close games this season with 28 games decided by three runs or less. In those games decided by three runs or less, Texas has a 15-13 record and the Longhorns hold a 5-8 record in one-run ballgames. Texas has a pair of walk-off wins this season at UFCU Disch-Falk Field but have also been on the wrong end of a walk-off four times. Thirteen of the Longhorns' 16 losses have been by three runs or less and eight of the defeats have been by one run.

POW!—Peyton Powell is the Longhorns' leading hitter with a .357 batting average, 15 doubles, seven homers and 37 RBI. Powell had a breakout month of March, starting all 19 games and picking up at least one hit in 16-of-19, with multiple hits in 11 of them. His versatility has also been beneficial, as he has played first base, third base and catcher this season.

G-WAGON—Catcher Garret Guillemette has batted in the cleanup spot for Texas most of the season and has been productive, batting .322 with a team-high 44 RBI and 34 runs scored. He's also caught the majority of the games with 30 starts behind the plate. Through the first 21 games of the year Guillemette still had not hit a homer but now has nine over the last 25 games, including a walk-off blast to complete the sweep against Texas Tech.

ON AIR

TV Big 12 Now on ESPN+



LIVESTREAM WatchESPN

RADIO Longhorn IMG Radio | 104.9 FM/1260 AM

Craig Way
Keith Moreland

LIVESTATS kansas.statbroadcast.com

DC ON FIRE—Dylan Campbell has caught fire and comes into the weekend riding a 23-game hitting streak. The streak is the third-longest ever by a Texas player and is just the seventh hitting streak of 20 games or more in program history. During the streak, Campbell is hitting .404 with seven doubles, two triples, three homers, 17 RBI, 25 runs scored and 12 stolen bases.

BIG 12 CONFERENCE STANDINGS

	BIG 12	PCT.	OVERALL	PCT.
West Virginia	11-4	.733	34-11	.756
Oklahoma State	11-7	.611	30-14	.682
Kansas State	11-7	.611	28-18	.609
TEXAS	10-8	.556	30-16	.652
Texas Tech	9-9	.500	30-15	.667
Oklahoma	9-9	.500	25-20	.556
TCU	8-10	.444	25-20	.556
Kansas	6-12	.333	21-24	.467
Baylor	6-15	.286	16-30	.348

QUICK FACTS

UNIVERSITY & ATHLETICS

SCHOOL	The University of Texas
CITY, STATE	Austin, TX
FOUNDED	1883
ENROLLMENT	52,384 (41,309 undergraduate)
NICKNAME	Longhorns
SCHOOL COLORS	Burnt Orange(Pantone 159) & White
HOME FIELD (CAPACITY)	UFCU Disch-Falk Field (7,373)
SURFACE	FieldTurf
DIMENSIONS...LF-340', CF-400', RF-325', LCF-370', RCF-365'	
AFFILIATION	NCAA Division I
CONFERENCE	Big 12 Conference
PRESIDENT	Jay Hartzell
VICE PRESIDENT & ATHLETICS DIRECTOR	Chris Del Conte
ATHLETIC DEPT. PHONE	(512) 471-6036
TICKET OFFICE PHONE	(512) 471-3333

BASEBALL HISTORY

FIRST YEAR OF BASEBALL	1895
All-Time Collegiate Record	3,556-1,126-42 (.737)
All-Time Overall Record	3,726-1,412-32 (.724)
All-Time Conference Record	1,451-579-13 (.715)
NATIONAL CHAMPIONSHIPS	6
COLLEGE WORLD SERIES APPEARANCES/LAST	38/2022
SUPER REGIONAL APPEARANCES/LAST	12/2022
NCAA REGIONAL APPEARANCES/LAST	59/2022
TOTAL NCAA TOURNAMENT APPEARANCES	61

COACHES & SUPPORT STAFF

HEAD COACH	David Pierce
ALMA MATER, YEAR	Houston '88
RECORD AT TEXAS/YEARS	249-132 (.653)/7
CAREER RECORD/YEARS	446-241 (.649)/12
BASEBALL OFFICE PHONE	(512) 471-5732
BASEBALL OFFICE FAX	(512) 471-5516
ASSISTANT COACH	Steve Rodriguez
ALMA MATER, YEAR	Pepperdine '01
ASSISTANT COACH	Woody Williams
ALMA MATER, YEAR	University of Phoenix '20
ASSISTANT COACH	Caleb Longley
ALMA MATER, YEAR	East Tennessee State '18
STUDENT ASSISTANT	Cameron Rupp
SPECIAL ASSISTANT TO THE HEAD COACH	Philip Miller
COORDINATOR, PITCHING/HITTING DEV	Chris Gordon
DIRECTOR OF PLAYER DEVELOPMENT	Carli Todd
BASEBALL ATHLETIC TRAINER	Tom Mendez
BASEBALL STRENGTH COACH	Matt Couch
BASEBALL EQUIPMENT MANAGER	Chris Quinn

2023 PREVIEW

2022 RECORD	47-22
2020 BIG 12 RECORD	14-10
POSITION STARTERS RETURNING/LOST	3/7
PITCHERS RETURNING/LOST	8/9
LETTERMEN RETURNING/LOST	14/17
NEWCOMERS	20

OTHER MEDIA INFORMATION

WEBSITE	TEXASSPORTS.COM
BASEBALL TWITTER	@TEXASBASEBALL
BASEBALL INSTAGRAM	@TEXASBASEBALL
RADIO STATION	104.9 THE HORN/AM 1260
CONTACT/PLAY-BY-PLAY	Craig Way
ADDRESS	705 North Lamar, Austin, TX 78703
PHONE/FAX	(512) 684-7434 / (512) 473-2233

LONGHORNS NOTES

OWN THE DISCH—A large part of the Longhorns success under head coach David Pierce has come down to dominating at home. Since 2017 Texas has produced a 171-47 (.784) record at UFCU Disch-Falk Field, including a 22-7 mark this season. Since the stadium opened in 1975, Texas has gone 1602-407-3 at home for a .797 winning percentage. The fan base has also done a great job of making the Disch a difficult place to play. With the exception of the 2021 season because of limited capacity due to the COVID-19 pandemic, Texas has led the Big 12 in attendance for 15-consecutive seasons. This season the Longhorns are averaging 6,728 fans per game, the sixth-highest average attendance in the country.

MIDWEEK WINS—In seven seasons under head coach David Pierce, the Longhorns have had success in midweek games. Since 2017, Texas has gone 71-19 (.789) in mid-week games including an 11-2 record this season.

EK—Eric Kennedy holds the team lead with 25 extra-base hits, including 13 doubles and a team-high 11 home runs. The fifth-year outfielder is batting .320 with 30 RBI and 42 runs scored. In addition to his power display, he also leads the team with 19 infield hits and nine bunt singles this season.

INFIELD HIT MACHINE—Throughout his career on the Forty Acres, Eric Kennedy has used his speed as a means to get on base. With 19 infield singles (10 bunt) this season, Kennedy now has 77 career infield singles (41 bunts). In 2021, Kennedy had a career-best 27 infield singles (16 bunts).

THE HOMESTAND—Texas took full advantage of its longest homestand in more than 20 years, going 14-0 and outscoring opponents 131-56. The full homestand spanned a three-week stretch starting on March 7 and concluding with the opening Big 12 series against Texas Tech March 24-26. This was the longest Texas homestand in more than 20 years and the longest since the Longhorns hosted 13-straight games at UFCU Disch-Falk Field in 2011. The last time Texas had a longer homestand was in 2001, when Texas played 21-straight home games from February 6 to March 13. This was the program's eighth homestand of at least 10 games since 2001.

FIRST TIME IN A LONG TIME—As part of the Longhorns' 16-game winning streak, Texas took down a pair of in-state rivals with a sweep of Texas Tech and a win over Texas A&M in College Station. The sweep of the Red Raiders was the first since 2007 and just the fourth clean sweep of Tech in the last 30 years. The win in College Station was the first since 2011 and snapped a four-game losing streak at Olsen Field.

HEAR 'EM—In partnership with Learfield IMG College, Texas games will be broadcast on the Austin Radio Network, primarily on 104.9 The Horn and AM 1260. Craig Way handles primary play-by-play duties alongside Roger Wallace. This season fans will also hear analysis from Longhorn greats Keith Moreland, Ty Harrington and Nathan Thornhill throughout the season.

WATCH 'EM—All of Texas' home games will be broadcast on Longhorn Network this season. The team of Keith Moreland and Greg Swindell will return to the booth to call the action for all 36 home games.

HITTING STREAKS

	LONGEST	CURRENT
Campbell, Dylan	23	23
Brown, Porter	12	12
Kennedy, Eric	11	1
O'Dowd, Jack	11	1
Daly, Mitchell	10	-
Thomas, Jared	10	-
Powell, Peyton	8	4
Guillemette, Garre	7	1
Carlson, Tanner	3	1
Galvan, Rylan	3	1
Duplantier, Jayden	2	-
Belyeu, Max	2	-
Flores, Jalin	2	-
Constantine, Cam	1	-
Whitehead, Ace	1	1

REACHED-BASE STREAKS

	LONGEST	CURRENT
Brown, Porter	34	34
Campbell, Dylan	29	29
Powell, Peyton	20	6
Guillemette, Garre	17	1
Thomas, Jared	15	15
O'Dowd, Jack	13	4
Kennedy, Eric	12	5
Daly, Mitchell	11	-
Galvan, Rylan	4	1
Carlson, Tanner	4	1
Constantine, Cam	3	-
Flores, Jalin	2	-
Whitehead, Ace	2	1
Belyeu, Max	2	-
Duplantier, Jayden	2	2
Hoffart, Preston	1	1

TEXAS BY THE NUMBERS

	LAST HR	OFF	MOST HITS, GAME ('23)	MOST RBI, GAME ('23)
Belyeu	-	-	2, 3/18 vs. New Orleans	2, 4/20 vs. ACU
Brown	4/20/23 vs. ACU	Anderson	3, 4x-last 3/24 vs. Texas Tech	4, 2x-last 3/21 vs. UIW
Campbell	4/22/23 vs. Oklahoma	Pierce	3, 5x-last 4/9 vs. K-State	3, 3/19 vs. New Orleans
Carlson	4/29/23 at TCU	Kleckler	3, 5/1 at TCU	2, 4/25 vs. Texas Southern
Constantine	-	-	1, 2x-last 4/20 vs ACU	1, 3/12 vs. Manhattan
Daly	4/25/23 vs. Texas Southern	Castillo	3, 2/21 vs. A&M-Corpus	3, 4/25 vs. Texas Southern
Duplantier	-	-	2, 3/5 at Cal State Fullerton	2, 2x-last 3/14 vs. NDSU
Flores	3/31/23 at Oklahoma State	Abram	2, 2/21 vs. A&M-Corpus	2, 3x-last 4/11 at Texas State
Galvan	4/4/23 vs. Air Force	Collier	3, 3/8 vs. Mercer	4, 3/8 vs. Mercer
Guillemette	5/1/23 at TCU	Stoutenborough	3, 4/15 at Baylor	5, 3/21 vs. UIW
Hoffart	-	-	-	1, 4/20 vs. ACU
Kennedy	5/1/23 at TCU	Feser	4, 2x-last 3/28 at Texas A&M	4, 3/18 vs. New Orleans
O'Dowd	4/29/23 at TCU	Kleckler	4, 3/21 vs. UIW	3, 2x-last 3/21 vs. UIW
O'Hara	-	-	-	-
Powell	4/8/23 vs. K-State	Heyne	3, 6x-last 5/1 at TCU	4, 3/26 vs. Texas Tech
Schuessler	4/22/22 vs. Baylor	Oliver	-	-
Thomas	4/25/23 vs. Texas Southern	Castillo	3, 4x-last 4/25 vs. Texas Southern	4, 4/20 vs. ACU
Whitehead	-	-	1, 3/12 vs. Manhattan	3, 3/12 vs. Manhattan

W-L BY POSITION (STARTS)									
	C	1B	2B	SS	3B	LF	CF	RF	DH
Belyeu									1-2
Brown						27-16			3-0
Campbell							1-0	29-16	
Carlson					3-2				4-1
Constantine		2-1							1-0
Daly				28-15					
Duplantier			0-1	1-0		2-0			2-3
Flores				1-0	0-4				5-5
Galvan	12-4								3-0
Guillemette	18-12								11-3
Kennedy							29-16		
O'Dowd			30-15						
O'Hara				0-1					
Powell		0-1			27-10				0-1
Thomas		28-14							
Whitehead						1-0		1-0	0-1

W-L BY BATTING ORDER (STARTS)									
	1	2	3	4	5	6	7	8	9
Belyeu								0-1	1-1
Brown			7-7	2-0	21-9				
Campbell	4-4	11-10	14-2						1-0
Carlson						1-0		3-2	3-1
Constantine							1-1	1-0	1-0
Daly					1-0	4-3	17-5	5-5	1-2
Duplantier						0-1			5-3
Flores				0-1	2-2	2-4		1-2	1-0
Galvan						4-1	1-0	3-2	7-1
Guillemette			1-0	28-15					
Kennedy	23-11	4-4					2-1		
O'Dowd					2-4	18-4	6-4		4-3
O'Hara									0-1
Powell		15-2	8-7		4-1		0-1	0-1	
Thomas	3-1					1-3	3-4	17-3	4-3
Whitehead									2-1

RUNS SCORED BY INNING											
	1	2	3	4	5	6	7	8	9	10+	Total
Texas	51	35	47	34	36	48	24	32	10	1	318
Opponents	34	33	10	29	16	32	21	15	25	2	207

TEXAS BY THE NUMBERS		
Current streak: L1	Ahead after 6-7-8: 25-3/25-2/28-2	Hit homer: 20-11
Current record: 30-16	Behind after 6-7-8: 2-9/2-10/0-12	Homer with men on: 13-4
Home/Road/Neutral: 22-7/8-6/0-3	Tied after 6-7-8: 3-4/1-4/0-2	Hit multiple homers: 12-3
Day/Night: 11-10/19-6	1-run games: 5-8	Score first: 18-6
Big 12 record: 10-8	2-run games: 6-2	Score 5 or more: 26-6
Series W-L-T (home): 5-1-0	Extra innings: 0-0	Score less than 5: 4-10
Series W-L-T (road): 2-2-0	Collect 10 or more hits: 19-5	Outhit opponents: 26-4
vs. LH/RH starters: 11-7/19-9	Opp. 10 or more hits: 5-6	Outhit by opponents: 2-11
White/Orange/Gray/Cream/Pin: 8-4/7-4/7-4/5-0/3-4	Come-from-behind wins: 11	Opp. come-from-behind wins: 8

MISCELLANEOUS		
Game-Tying & Go-Ahead RBI:	Guillemette (20), Brown (15), O'Dowd (12), Powell (12), Campbell (9), Kennedy (5), Daly (5), Galvan (4), Flores (1), Thomas (1), Carlson (1), Whitehead (1)	Batted Around (5): 2/21 vs. AMCC (5th inn.), 3/13 vs. Manhattan (1st inn.), 3/18 vs. New Orleans (6th inn.), 3/21 vs. UIW (6th inn.), 4/20 vs. Abilene Christian (2nd inn.), 4/25 vs. Texas Southern (3rd inn.)
2-Out RBI (115):	Guillemette (18), Kennedy (17), O'Dowd (13), Brown (12), Campbell (12), Thomas (8), Galvan (7), Powell (7), Whitehead (5), Daly (5), Duplantier (4), Flores (3), Carlson (2), Belyeu (2)	Weekly Awards: Porter Brown, Big 12 Player of the Week (3/27), Lucas Gordon, Big 12 Co-Pitcher of the Week (5/2)
Bunt Singles (22):	Kennedy (10), Thomas (5), Campbell (3), Brown (2), Daly (2)	
OF Assists (15):	Campbell (6), Kennedy (5), Brown (3), Whitehead (1)	

TEXAS PITCHING BY THE NUMBERS									
	W-L-S	G	ERA	IP	H	ER	BB	SO	HR
Totals	30-16-11	46	4.02	407.0	356	182	206	408	25
Big 12	10-8-4	18	5.38	159.0	152	95	99	142	16
Starters	19-6-0	46	3.70	192.0	168	79	90	197	13
Relievers	11-10-11	46	4.31	215.0	188	103	116	211	12
Home	22-7-6	29	3.50	257.0	203	100	130	274	12
Road	8-6-5	14	5.09	123.2	120	70	68	102	10
Neutral	0-3-0	3	4.10	26.1	33	12	8	32	3
February	3-5-1	8	3.15	71.1	60	25	29	88	5
March	17-2-7	19	3.41	171.2	144	65	76	175	9
April	10-8-3	18	4.44	156.0	133	77	95	141	9
May	0-1-0	1	16.88	8.0	19	15	6	4	2
June	-	-	-	-	-	-	-	-	-

MULTIPLE-HIT GAMES					
	2	3	4	5+	TOTAL
Powell, Peyton	12	6	-	-	18
Kennedy, Eric	11	3	2	-	16
Brown, Porter	12	4	-	-	16
Guillemette, Garre	14	1	-	-	15
Campbell, Dylan	10	5	-	-	15
O'Dowd, Jack	9	1	1	-	11
Thomas, Jared	5	4	-	-	9
Daly, Mitchell	7	1	-	-	8
Galvan, Rylan	2	1	-	-	3
Carlson, Tanner	2	1	-	-	3
Duplantier, Jayden	2	-	-	-	2
Flores, Jalin	1	-	-	-	1
Belyeu, Max	1	-	-	-	1
TEAM	88	27	3	0	118

MULTIPLE-RBI GAMES					
	2	3	4	5+	TOTAL
Guillemette, Garre	7	4	-	1	12
Brown, Porter	6	2	2	-	10
Powell, Peyton	8	1	1	-	10
Kennedy, Eric	6	1	1	-	8
Campbell, Dylan	7	1	-	-	8
O'Dowd, Jack	5	2	-	-	7
Galvan, Rylan	2	1	1	-	4
Thomas, Jared	3	-	1	-	4
Daly, Mitchell	2	1	-	-	3
Flores, Jalin	3	-	-	-	3
Whitehead, Ace	1	1	-	-	2
Duplantier, Jayden	2	-	-	-	2
Carlson, Tanner	1	-	-	-	1
Belyeu, Max	1	-	-	-	1
TEAM	54	14	6	1	75

CATCHERS				
	PB	FLD%	CS-ATT.	CS%
Galvan	3	.981	1-22	5%
Guillemette	7	.993	13-34	38%
Totals	10	.988	14-56	25%

HOME RUNS					
	1R	2R	3R	SLAM	TOTAL
Kennedy	10	-	-	1	11
Brown	5	2	1	-	8
Guillemette	3	4	1	1	9
Campbell	3	4	1	-	8
Powell	4	3	-	-	7
Daly	4	-	1	-	5
Galvan	3	1	-	-	4
O'Dowd	1	1	1	-	3
Flores	1	1	-	-	2
Thomas	1	1	-	-	2
Carlson	1	-	-	-	1
Totals	36	17	5	2	60

WEEKLY RANKING SUMMARY					
POLL	D1	BA	NCBWA	CBN	COACHES
Pre	NR	NR	26	25	24
Feb. 20	NR	NR	NR	NR	NR
Feb. 27	NR	NR	NR	NR	NR
Mar. 7	NR	NR	NR	NR	NR
Mar. 13	NR	NR	NR	NR	NR
Mar. 20	NR	NR	NR	NR	NR
Mar. 27	21	19	24	15	19
Apr. 3	21	20	24	13	19
Apr. 10	19	12	19	15	18
Apr. 17	14	14	15	12	14
Apr. 24	NR	NR	26	NR	NR
May 1	NR	NR	27	NR	NR
May 8	-	-	-	-	-
May 15	-	-	-	-	-
May 22	-	-	-	-	-
May 29	-	-	-	-	-



HEAD COACH DAVID PIERCE 22

7th season at Texas | 12th season as head coach

HIGH SCHOOL **St. Pius X High School**
JUNIOR COLLEGE **Wharton County Junior College**
ALMA MATER **University of Houston, 1988**

A Texas native who has spent most of his 30-year career coaching in the state, David Pierce was named head baseball coach at The University of Texas on June 29, 2016. Pierce, just the fifth Longhorn head coach since 1911 (with the exception of the war years of 1943-

45 when Blair Cherry was at the helm), is the 13th head coach in 123 years of Texas baseball.

Entering his seventh season as the Longhorns' head coach in 2023, Pierce has an overall record of 219-116 at Texas and a 416-225 mark in 11 seasons as a Division I head coach.

In 2022, the Longhorns returned to the College World Series for the second-consecutive season and third time in the last four completed seasons with a 47-22 overall. Texas smashed the program record with 128 home runs, surpassing the 2010 squad that hit 81. The best power hitting team in program history slugged .550 to smash the previous program record of .508 set in 1974. Leading the way offensively, Ivan Melendez became the first Texas player to win the USA Baseball Golden Spikes Award and swept the national player of the year awards. Melendez hit a Longhorns record 32 home runs, surpassing Kyle Russell's Texas record 28 homers in 2007 and Kris Bryant's BBCOR era record of 31 homers in 2013. Melendez batted .387 and led the country with 94 RBI and an .863 slugging percentage. Along with Melendez's great season, Murphy Stehly had a breakout year batting .367 with 19 homers and 61 RBI and was named a second team All-American. Pete Hansen led the pitching staff and landed second team All-America honors with a 3.76 ERA, an 11-3 record and 120 strikeouts in 107.2 innings pitched. Melendez, Stehly and Hansen led a total of nine players named to the All-Big 12 teams and were joined by catcher Silas Ardoon on the first team. Infielders Trey Faltine and Skyler Messinger and starting pitcher Lucas Gordon landed on the second team. Outfielder Douglas Hodo III and designated hitter Austin Todd were named Honorable Mention. The Longhorns also produced the best defensive season in program history, fielding .985 for the first time ever and finishing with a program low 37 errors.

The 2021 season saw Texas return to the College World Series and come just one game shy of the CWS Finals. Pierce guided the Longhorns to the Big 12 Championship and their first 50-win season since 2010, while being named the Big 12 Conference Coach of the Year for the second time. He was also recognized as the ABCA Central Regional Coach of the Year, a distinction he had not received since the 2012 season. The Longhorns had 13 total players recognized on the All-Big 12 teams, including the Big 12 Pitcher of the Year Ty Madden. Madden was also named a First Team All-American and became the highest drafted Texas player since Taylor Jungmann in 2011. Including Madden, seven total Texas players were selected in the 2021 MLB Draft. The 2021 Longhorns led the nation with a 2.93 ERA, the best mark for the program since 2014. The pitching staff also totaled 556 strikeouts, the most for a Longhorn pitching staff since 2011. Offensively the Longhorns blasted 68 home runs, the most since a program record 81 in 2010. The team not only hit for power, finishing with more stolen bases (92) than any Texas team in over 15 years.

In just his second season at the helm, Pierce was named Baseball America's National Coach of the Year after guiding the Longhorns to a 42-23 record and back to the College World Series for the first time since 2014. With a 17-7 mark in league play, Pierce, who was named the Big 12 Conference Coach of the Year, led his team to the Big 12 Conference title—the first conference title for Texas since 2011—and hosted both an NCAA Regional and an NCAA Super Regional. In the Austin Regional, the Longhorns went 3-0 with wins over Texas Southern, Texas A&M, and Indiana. In the Super Regional, Texas dropped game one to Tennessee Tech before taking games two and three to send Pierce to Omaha for the first time as head coach. The Longhorns finished ranked in the top eight in every major poll to close out the season and finished first in the nation in double plays (73) and ninth in triples (22). Under Pierce and his staff's tutelage, second baseman Kody Clemens completed one of the best offensive seasons in Texas history. A third-round draft pick by the Detroit Tigers, Clemens was named a unanimous first team All-American at second base, becoming the first to earn that honor under Pierce. Clemens, the ABCA National Player of the Year and a finalist for both the Dick Howser Trophy and the USA Baseball Golden Spikes Award, blasted 24 home runs on the year, good for second in the country and second-most in a single season in Texas Baseball history. Clemens also ranked nationally in total bases (second, 180), slugging percentage (fifth, .726), and RBI (12th, 72).

In his first season leading the Longhorns, Pierce led Texas to a 39-24 record, a 14-win improvement from the 2016 campaign. Texas came within one win of taking the Big 12 Conference tournament title before earning a No. 2 seed in the Long Beach Regional. Texas won its first two games of the regional before its season came to a close at the hands of LBSU. As a team, the Longhorns finished in the top 10 nationally in several statistical categories including double plays turned (fourth, 65), fielding percentage (fourth, .982), earned run average (ninth, 3.15), and hits allowed per nine innings (ninth, 7.60). Right-handed pitcher Morgan Cooper, a third team All-America selection, was taken in the second round of the MLB Draft, the first of 11 Longhorns to be selected in 2017, the most for any school. In Pierce's two seasons, a total of 16 Longhorns have been chosen in the draft.

The 56-year-old Pierce came to Texas from Tulane, where he spent the previous two seasons as head coach following a three-year stint at Sam Houston State in the same role. Pierce's teams have qualified for the NCAA tournament in seven years with him at the helm, and including his time as an assistant, Pierce was a part of programs that advanced to the postseason in 18 consecutive years, played in eight Super Regionals and reached five College World Series, winning a title in 2003 with Rice. In the summer of 2016, he was also named an assistant coach with the U.S. Collegiate National Team. Joining the Tulane Green Wave in 2015, the Houston native guided the school into its first season in the American Athletic Conference. His team posted a school-record nine shutouts, which ranked fourth in the nation, en route to a 35-25 record and the program's first regional appearance since 2008.

Pierce's second season at Tulane brought even more success as he led the 2016 Green Wave to a 41-21 record, a regular season AAC championship and a second-consecutive regional appearance. The 41 wins were the most for the program since 2006. The team led the nation with 13 shutouts and ranked in the top 25 in both ERA (23rd/3.24) and WHIP (25th/1.24), while belting out 66 home runs, which was tied for 13th nationally. Tulane produced two third-round picks in the 2016 Major League Baseball Draft in catcher Jake Rogers and shortstop Stephen Alemais with Rogers becoming Tulane's highest draft pick since 2008. In three seasons as head coach at Sam Houston State, Pierce compiled a record of 121-63 (.658). During his tenure, the Bearkats made three straight NCAA Regional appearances for just the second time in program history. Sam Houston State was crowned Southland Conference champions in each of his three seasons (the program's only previous league

PLAYING CAREER

1982-83	Wharton County Junior College
1984-85	Houston

COACHING CAREER

1989-90	St. Pius X High School	Head Coach
1991	Rice	Assistant Coach
1992-95	Episcopal High School	Assistant Coach
1996-01	J. Frank Dobie High School	Head Coach
2001-02	Houston	Assistant Coach
2003-11	Rice	Assistant Coach
2012-14	Sam Houston State	Head Coach
2015-16	Tulane	Head Coach
2017-present	Texas	Head Coach

YEAR-BY-YEAR COACHING RECORD

Yr.	School	Record	Pct.	Conf.	Pct.	Postseason
2012	Sam Houston	40-22	.645	24-9 (1 st)	.727	NCAA Regional
2013	Sam Houston	38-22	.633	20-7 (1 st)	.741	NCAA Regional
2014	Sam Houston	43-19	.694	22-8 (1 st)	.733	NCAA Regional
2015	Tulane	35-25	.583	13-11 (T3 rd)	.542	NCAA Regional
2016	Tulane	41-21	.661	15-7 (1 st)	.682	NCAA Regional
2017	Texas	39-24	.619	11-12 (6 th)	.478	NCAA Regional
2018	Texas	42-23	.646	17-7 (1 st)	.708	World Series
2019	Texas	27-27	.500	7-16 (9 th)	.304	-
2020	Texas	14-3	.824	0-0	-	-
2021	Texas	50-17	.746	17-7 (1 st)	.708	World Series
2022	Texas	47-22	.681	14-10 (5 th)	.583	World Series
2023	Texas	30-16	.652	10-8	.556	-
Total	12 seasons	446-241	.649	170-102	.625	
9 Regionals, 3 Super Regional, 3 College World Series						

COACHING HONORS

2021	ABCA Regional Coach of the Year
2021	Big 12 Conference Coach of the Year
2018	Baseball America National Coach of the Year
2018	Big 12 Conference Coach of the Year
2016	Assistant Coach - U.S. Collegiate National Team
2013	Southland Conference Coach of the Year
2012	Southland Conference Coach of the Year
2012	ABCA Regional Coach of the Year

title came in 1989), and Pierce was named the conference coach of the year in both 2012 and 2013. The recognition in back-to-back years made him the first Southland Conference coach to earn consecutive honors since UTSA's Sherman Corbett (2007-08).

In his first season as head coach in 2012, the Bearkats were ranked in each of the major Division I polls for the first time in program history. He was honored as an American Baseball Coaches Association (ABCA) Regional Coach of the Year that season. In 2014, his final season in Huntsville, Pierce guided SHSU to a 43-19 record, the second-highest single-season win total for the Bearkats since they joined Division I in 1987. The team ranked in the top 25 in the nation and second in the conference in both ERA (17th/2.73) and hits (25th/610). It also led the conference in scoring (5.7 rpg), home runs (31) and slugging percentage (.390).

A native of Houston, Pierce was born on October 13, 1962. He and his wife, Susan, have two children and two grandchildren. Pierce's daughter, Chelsea, graduated from The University of Texas in 2012 and is married to husband Bryan Caffey, and the couple have two daughters, Beckett and Lochlan. David and Susan's son, Shea, played for his father at both Sam Houston (2012-15) and Tulane (2016) and is married to the former Madison Olivarez, who is a 2018 graduate of The University of Texas.

2023 TEXAS ROSTER

#	NAME	POS.	B/T	HT.	WT.	YR.	HOMETOWN / HIGHSCHOOL
0	Jayden Duplantier	INF	R/R	6-1	185	Fr.	Humble, Texas / Summer Creek
1	Jalin Flores	INF	R/R	6-2	195	Fr.	San Antonio, Texas / Brandeis
4	Porter Brown	OF	L/L	5-11	200	R-Jr.	San Antonio, Texas / Reagan / TCU
5	Tanner Carlson	INF	R/R	6-1	195	Sr.	Elk Grove, Calif. / Elk Grove / Long Beach State
6	Rylan Galvan	C	R/R	6-0	210	Fr.	Sinton, Texas / Sinton
8	Dylan Campbell	INF/OF	R/R	5-11	205	Jr.	Houston, Texas / Strake Jesuit
9	Jared Thomas	INF/OF	L/L	6-2	185	Fr.	Waxahachie, Texas / Waxahachie
10	Kimble Schuessler	C	R/R	6-2	210	Jr.	Llano / Llano / Texas A&M
11	Tanner Witt	RHP	R/R	6-6	225	R-So.	Houston, Texas / Episcopal
12	Max Belyeu	OF	L/R	6-2	205	Fr.	Aledo, Texas / Aledo
13	Lucas Gordon	LHP	L/L	6-1	193	Jr.	Los Angeles, Calif. / Notre Dame
14	Cade O'Hara	INF	R/R	5-11	175	Fr.	Tustin, Calif. / Mater Dei
15	Peyton Powell	UTL	L/R	6-1	195	R-Jr.	Robinson, Texas / Robinson
19	Mitchell Daly	INF	R/R	6-1	193	Jr.	Madison, Ala. / Bob Jones
24	Chase Lummus	LHP	L/L	6-1	205	R-So.	Godley, Texas / Godley
27	Jack O'Dowd	INF	L/R	6-2	200	Jr.	Nashville, Tenn. / Lipscomb Academy / Vanderbilt
28	Ace Whitehead	OF/LHP	L/L	5-10	190	So.	Lampasas, Texas / Lampasas
29	Cam Constantine	UTL	R/R	6-0	200	R-So.	McKinney, Texas / McKinney North
30	Eric Kennedy	OF	L/R	6-0	205	R-Sr.	Tampa, Fla. / Calvary Christian
31	DJ Burke	RHP	R/R	6-2	225	Jr.	San Antonio, Texas / Clark / Garden City / San Jacinto
32	Charlie Hurley	RHP	R/R	6-8	215	Jr.	Sacramento, Calif. / Jesuit / USC
34	Kobe Minchey	RHP	R/R	6-2	220	Fr.	Jarrell, Texas / Home School
35	Garret Guillemette	C	R/R	6-1	215	Jr.	Yorba Linda, Calif. / Servite / USC
36	David Shaw	LHP	R/L	6-7	205	So.	Houston, Texas / Kinkaid / Rice
37	Zane Morehouse	RHP	R/R	6-4	200	R-Jr.	Dawson, Texas / Dawson / Bossier / Dyersburg
38	Max Grubbs	RHP	R/R	6-1	205	Fr.	Arlington, Texas / Martin
39	Travis Sthele	RHP	R/R	6-0	215	R-So.	San Antonio, Texas / Reagan
40	Preston Hoffart	C	R/R	5-11	195	R-Jr.	Magnolia, Texas / Magnolia / Blinn
41	Cody Howard	RHP	R/R	6-1	198	R-Fr.	The Woodlands, Texas / The Woodlands / Baylor
42	Chris Stuart	LHP	L/L	6-0	230	Jr.	Amsterdam, Netherlands / Calandlyceum / San Jacinto
45	Heston Tole	RHP	R/R	6-6	220	Jr.	Wichita Falls, Texas / IMG Academy / Arkansas
47	Sam Walbridge	LHP	L/L	6-5	210	R-Jr.	San Antonio, Texas / Saint Mary's Hall
48	Cameron O'Banan	RHP	R/R	6-2	185	R-Fr.	Dripping Springs, Texas / Dripping Springs
50	Grant Fahrlander	C	R/R	5-11	215	Fr.	Austin, Texas / St. Michael's
53	Luke Harrison	LHP	L/L	6-2	205	So.	Friendswood, Texas / Lutheran South Academy
57	Lebarron Johnson Jr.	RHP	R/R	6-4	215	R-So.	Jacksonville, Fla. / Paxon School
58	Pierce George	RHP	R/R	6-6	240	Fr.	Austin, Texas / Lake Travis
88	André Duplantier II	RHP	R/R	6-2	205	R-So.	Humble, Texas / Summer Creek

#	Name	Pos.
12	Max Belyeu	OF
4	Porter Brown	OF
31	DJ Burke	RHP
8	Dylan Campbell	INF/OF
5	Tanner Carlson	INF
29	Cam Constantine	UTL
19	Mitchell Daly	INF
88	André Duplantier II	RHP
0	Jayden Duplantier	INF
50	Grant Fahrlander	C
1	Jalin Flores	INF
6	Rylan Galvan	C
58	Pierce George	RHP
13	Lucas Gordon	LHP
38	Max Grubbs	RHP
35	Garret Guillemette	C
53	Luke Harrison	LHP
40	Preston Hoffart	C
41	Cody Howard	RHP
32	Charlie Hurley	RHP
57	Lebarron Johnson Jr.	RHP
30	Eric Kennedy	OF
24	Chase Lummus	LHP
34	Kobe Minchey	RHP
37	Zane Morehouse	RHP
48	Cameron O'Banan	RHP
27	Jack O'Dowd	INF
14	Cade O'Hara	INF
15	Peyton Powell	UTL
10	Kimble Schuessler	C
36	David Shaw	LHP
39	Travis Sthele	RHP
42	Chris Stuart	LHP
9	Jared Thomas	INF/OF
45	Heston Tole	RHP
47	Sam Walbridge	LHP
28	Ace Whitehead	OF/LHP
11	Tanner Witt	RHP

PRONUNCIATION: RYLAN GALVAN (GAL-VAHN); KIMBLE SCHUESSLER (SHOO-SLER); MAX BELYEU (BUH-LOO); CHASE LUMMUS (LOO-MISS); GARRET GUILLEMETTE (GILL-MET); TRAVIS STHELE (STAY-LEE); ANDRE/JAYDEN DUPLANTIER (DOO-PLAN-TEE-AY)

COACHING STAFF

22	David Pierce	Head Coach
7	Steve Rodriguez	Assistant Coach
54	Woody Williams	Assistant Coach
33	Caleb Longley	Assistant Coach
3	Cameron Rupp	Student Assistant
	Philip Miller	Special Assistant
	Matt Couch	Athletic Performance
	Tom Mendez	Assistant Athletic Trainer
	Carli Todd	Director of Player Development
	Chris Gordon	Coordinator Hitting/Pitching Dev.
	Chris Quinn	Equipment Manager

ROSTER BREAKDOWN BY CLASS

R-Senior (1): Kennedy
Senior (1): Carlson
R-Junior (5): Brown, Hoffart, Morehouse, Powell, Walbridge
Junior (10): Burke, Campbell, Daly, Gordon, Guillemette, Hurley, O'Dowd, Schuessler, Stuart, Tole
R-Sophomore (6): Constantine, Duplantier Johnson, Lummus, Sthele, Witt
Sophomore (3): Harrison, Shaw, Whitehead
R-Freshman (2): Howard, O'Banan
Freshmen (10): Belyeu, Duplantier, Fahrlander, Flores, Galvan, George, Grubbs, Minchey, O'Hara Thomas

ROSTER BREAKDOWN BY POSITION


LHP (7): Gordon, Harrison, Lummus, Shaw, Stuart, Walbridge, Whitehead
RHP (13): Burke, Duplantier, George, Grubbs, Howard, Hurley, Minchey, Morehouse, Johnson, O'Banan, Sthele, Tole, Witt
C (5): Fahrlander, Galvan, Guillemette, Hoffart, Scheussler
INF (8): Campbell, Carlson, Daly, Duplantier, Flores, O'Dowd, O'Hara, Thomas
OF (6): Belyeu, Brown, Campbell, Kennedy, Thomas, Whitehead
UTL (2): Constantine, Powell



2023 TEXAS LONGHORNS BASEBALL




0 JAYDEN DUPLANTIER
INF R/R 6-1 180 Fr.
Humble, Texas



1 JALIN FLORES
INF R/R 6-2 185 Fr.
San Antonio, Texas



4 PORTER BROWN
OF L/L 5-11 190 R-Jr.
San Antonio, Texas



5 TANNER CARLSON
INF R/R 6-1 190 Sr.
Elk Grove, Calif.



6 RYLAN GALVAN
C R/R 6-0 185 Fr.
Sinton, Texas




8 DYLAN CAMPBELL
INF/OF R/R 5-11 205 Jr.
Houston, Texas



9 JARED THOMAS
INF/OF L/L 6-2 175 Fr.
Waxahachie, Texas



10 KIMBLE SCHUESSLER
C R/R 6-2 205 Jr.
Llano, Texas



11 TANNER WITT
RHP R/R 6-5 215 R-So.
Houston, Texas




12 MAX BELYEU
OF L/R 6-1 195 Fr.
Aledo, Texas



13 LUCAS GORDON
LHP L/L 6-1 193 Jr.
Los Angeles, Calif.




14 CADE O'HARA
INF R/R 6-1 175 Fr.
Tustin, Calif.




15 PEYTON POWELL
UTL L/R 6-1 195 R-Jr.
Robinson, Texas



19 MITCHELL DALY
INF R/R 6-1 185 Jr.
Madison, Ala.



24 CHASE LUMMUS
LHP L/L 6-1 205 R-So.
Godley, Texas




27 JACK O'DOWD
INF R/R 6-2 195 Jr.
Nashville, Tenn.




28 ACE WHITEHEAD
OF/LHP L/L 5-11 185 So.
Lampasas, Texas



29 CAM CONSTANTINE
UTL R/R 6-0 200 R-So.
McKinney, Texas



30 ERIC KENNEDY
OF L/R 6-0 203 R-Sr.
Tampa, Fla.



31 DJ BURKE
RHP R/R 6-2 215 Jr.
San Antonio, Texas




32 CHARLIE HURLEY
RHP R/R 6-8 218 Jr.
Sacramento, Calif.



34 KOBE MINCHEY
RHP R/R 6-2 205 Fr.
Jarrell, Texas




35 GARRET GUILMETTE
C R/R 6-1 210 Jr.
Yorba Linda, Calif.



36 DAVID SHAW
LHP L/L 6-7 205 So.
Houston, Texas



37 ZANE MOREHOUSE
RHP R/R 6-4 200 R-Jr.
Dawson, Texas



38 MAX GRUBBS
RHP R/R 6-1 180 Fr.
Arlington, Texas




39 TRAVIS STHELE
RHP R/R 6-0 198 R-So.
San Antonio, Texas




40 PRESTON HOFFART
C R/R 5-11 190 R-Jr.
Magnolia, Texas



41 CODY HOWARD
RHP R/R 5-11 198 R-Fr.
The Woodlands, Texas



42 CHRIS STUART
LHP L/L 6-0 210 Jr.
Amsterdam, Netherlands



45 HESTON TOLE
RHP R/R 6-6 220 Jr.
Wichita Falls, Texas



47 SAM WALBRIDGE
LHP L/L 6-5 210 R-Jr.
San Antonio, Texas



48 CAMERON O'BANAN
RHP R/R 6-2 185 R-Fr.
Dripping Springs, Texas




50 GRANT FAHLANDER
C R/R 5-11 200 Fr.
Austin, Texas



53 LUKE HARRISON
LHP L/L 6-2 175 So.
Friendswood, Texas




57 LEBARRON JOHNSON JR.
RHP R/R 6-4 207 R-So.
Jacksonville, Fla.



58 PIERCE GEORGE
RHP R/R 6-6 215 Fr.
Austin, Texas



88 ANDRÉ DUPLANTIER II
RHP R/R 6-2 215 R-So.
Humble, Texas



LEFT-HANDED PITCHER

LUCAS GORDON 13

CLASS Junior HOMETOWN Los Angeles, Calif. HIGH SCHOOL Notre Dame

AS A SOPHOMORE (2022) Named to the All-Big 12 second team as a sophomore starting pitcher...finished with a 7-2 record and a 3.05 ERA with 77 strikeouts in 85.2 innings pitched...held opponents to a .224 batting average against...had four-straight quality starts heading into the NCAA postseason...pitched 5.1 innings and allowed just one run against Louisiana Tech (6/4) in the NCAA Austin Regional...had a career long outing of 7.2 innings, allowing just one earned run against TCU (5/26) in the Big 12 Tournament...struck out a career high 11 batters against Oklahoma State (5/1)...threw six innings against Texas Tech with one earned run and seven struck out batters (3/27)...pitched a season high seven shutout innings with four strikeouts against Incarnate Word (3/20)...got first start of the season pitching five innings with five strikeouts against Texas A&M-Corpus Christi (2/23).

AS A FRESHMAN (2021) Pitched in 19 games with one start during debut season...finished with a 3.32 ERA and one save in 21.2 innings

pitched...struck out 19 batters and held opponents to a .197 batting average against...had five-straight scoreless outings from March to early April, pitching 6.2 consecutive scoreless innings...pitched a perfect inning of relief with one strikeout to earn the save against Nevada (4/14)...made first career start, pitching three shutout innings with two strikeouts and only one hit allowed...had another scoreless streak from April to early May, with seven straight scoreless outings spanning 9.1 innings.

HIGH SCHOOL Four-year first baseman and left-handed pitcher for head coach Tom Dill at Notre Dame High School...named the 2019 Mission League MVP...posted a 5-1 record with a 1.39 ERA and 56 strikeouts in 45.1 innings pitched as a junior...also batted .366 with seven doubles and two triples...participated in the inaugural High School MLB All-Star game in Cleveland in 2019...made the 20-man roster for the 2019 18U National Team that won silver at the U-18 Baseball World Cup in Gijang, South Korea...member of the 2017 USA Baseball 15U National Team that was named co-champions of the COPABE Pan American 'AA' Championships.

PERSONAL Son of Stephanie Gloria and Jeff Gordon.

CAREER GAME-BY-GAME STARTS

Date	OPPONENT	GS	IP	H	R	ER	BB	SO	2B	3B	HR	WP	BK	HBP	IBB	Score	W	L	SV	ERA	NP
May 04, 2021	TEXAS STATE	*	3.0	1	0	0	0	2	0	0	0	0	0	0	0	4-1	0	0	1	2.61	42
Feb 23, 2022	A&M-Corpus Christi	*	5.0	1	4	0	0	4	1	0	0	2	0	1	0	5-4	0	0	0	0.00	75
Mar 06, 2022	UCLA	*	4.0	4	1	1	1	1	1	0	0	0	0	0	0	1-5	0	0	0	0.75	63
Mar 13, 2022	South Carolina-2	*	3.1	5	3	3	4	4	0	0	0	0	0	0	0	4-9	0	1	0	2.35	74
Mar 20, 2022	UIW	*	7.0	4	0	0	0	4	0	0	0	0	0	0	0	12-0	1	1	0	1.61	80
Mar 27, 2022	Texas Tech	*	6.0	5	1	1	2	7	1	0	0	0	0	0	0	12-1	2	1	0	1.59	101
Apr 03, 2022	Oklahoma	*	3.2	8	4	4	1	2	0	1	0	0	1	2	0	12-8	2	1	0	2.53	63
Apr 10, 2022	TCU	*	5.2	5	2	2	1	4	2	0	0	1	0	0	0	7-3	2	1	0	2.63	97
Apr 16, 2022	K-State	*	5.0	3	2	2	3	7	0	1	0	1	0	1	0	4-2	3	1	0	2.74	100
Apr 24, 2022	BAYLOR	*	5.1	5	4	3	3	5	1	0	1	0	0	2	0	13-4	4	1	0	3.00	94
May 01, 2022	OKLAHOMA STATE	*	6.0	3	2	2	2	11	0	0	0	0	0	1	0	8-10	4	1	0	3.00	101
May 07, 2022	West Virginia-2	*	7.0	2	0	0	0	5	0	0	0	0	0	0	0	11-0	5	1	0	2.66	86
May 20, 2022	KANSAS	*	6.0	5	1	1	1	6	2	0	0	0	0	3	0	8-1	6	1	0	2.55	93
May 26, 2022	TCU	*	7.2	2	2	1	2	4	1	0	0	1	0	1	0	5-3	7	1	0	2.41	108
Jun 04, 2022	LOUISIANA TECH	*	5.1	9	1	1	1	6	2	0	0	0	0	1	0	5-2	7	1	0	2.36	93
Jun 11, 2022	East Carolina	*	4.0	5	5	4	3	5	1	0	1	0	0	0	0	9-8	7	1	0	2.68	78
Jun 19, 2022	Texas A&M	*	1.2	4	4	4	1	1	2	0	0	0	0	0	0	2-10	7	2	0	3.05	53
Feb 17, 2023	Arkansas	*	5.0	2	0	0	1	6	0	0	0	0	0	0	0	2-3	0	0	0	0.00	84
Feb 24, 2023	INDIANA	*	5.2	4	1	1	3	7	1	0	0	0	0	1	0	4-2	0	0	0	0.84	102
Mar 03, 2023	Cal State Fullerton	*	3.2	5	4	3	4	3	3	0	0	1	0	1	0	5-6	0	0	0	2.51	90
Mar 10, 2023	MANHATTAN	*	6.0	0	0	0	3	9	0	0	0	0	0	0	0	8-1	1	0	0	1.77	101
Mar 17, 2023	NEW ORLEANS	*	6.0	2	1	0	1	6	1	0	0	0	0	1	0	3-1	2	0	0	1.37	99
Mar 24, 2023	TEXAS TECH	*	5.1	6	2	2	3	8	2	0	1	0	0	0	0	6-2	2	0	0	1.71	107
Mar 31, 2023	Oklahoma State	*	7.0	7	3	3	1	4	2	0	2	0	0	0	0	5-3	3	0	0	2.04	99
Apr 07, 2023	KANSAS STATE	*	6.0	2	2	2	3	9	0	0	0	0	0	3	0	6-5	3	0	0	2.17	112
Apr 14, 2023	Baylor	*	6.0	5	0	0	1	4	3	0	0	0	0	0	0	11-9	4	0	0	1.92	102
Apr 21, 2023	OKLAHOMA	*	7.0	6	1	1	2	9	1	0	0	0	0	0	0	1-2	4	0	0	1.84	107
Apr 29, 2023	TCU	*	8.0	6	4	4	1	5	2	0	2	0	0	1	0	8-4	5	0	0	2.16	115

CAREER STATISTICS

Year	ERA	W	L	App	GS	CG	SHO	SV	IP	H	R	ER	BB	SO	2B	3B	HR	BF	B/Avg	WP	HBP	BK	SFA	SHA
2021	3.32	0	0	19	1	0	0	1	21.2	15	8	8	9	19	1	0	2	87	.197	1	2	0	0	0
2022	3.05	7	2	18	16	1	1	0	85.2	71	36	29	26	77	14	2	2	363	.224	6	13	1	3	4
2023	1.84	4	0	11	10	0	0	0	58.2	39	14	12	22	67	13	0	3	238	.189	1	6	0	2	2
Total	2.66	11	2	48	27	1	1	1	166.0	125	58	49	57	163	28	2	7	688	.209	8	21	1	5	6

SINGLE GAME CAREER HIGHS

Innings pitched: 8.0 [t-6th], at TCU, Apr 29, 2023
Walks allowed: 4 [t-7th], at Cal State Fullerton, Mar 03, 2023 ; at South Carolina, Mar 13, 2022
Strikeouts: 11 [t-8th], Oklahoma State, May 01, 2022
Batters faced: 33 [1st], at TCU, Apr 29, 2023
Field chances: 3, at Oklahoma State, Mar 31, 2023
Putouts: 2, at Oklahoma State, Mar 31, 2023
Assists: 2, 5 times
Runners CS: 2 [t-1st], at South Carolina, Mar 13, 2022

PROBABLE STARTING PITCHER



RIGHT-HANDED PITCHER
LEBARRON JOHNSON JR 57

CLASS **R-Sophomore** HOMETOWN **Jacksonville, Fla.** HIGH SCHOOL **Paxon School**

AS A SOPHOMORE (2022) Pitched in 18 games out of the bullpen as a redshirt freshman...finished with a 3.18 ERA and 21 strikeouts in 17 innings pitched...held opponents to a .194 batting average against...threw an efficient inning of relief, striking out two batters with only nine pitches against SFA (4/12)...pitched one inning of relief with two strikeouts against Texas A&M-Corpus Christi (2/22)...threw his Texas debut in relief for one inning against Rice (2/20).

AS A FRESHMAN (2021) Did not appear in a game.

HIGH SCHOOL A four-year letterwinner and helped lead his team to the regional final as a junior in 2019...made two starts during shortened senior campaign and finished the season with a 1-1 record and an 0.88 ERA...struck out 19 batters in only eight innings pitched...compiled a 1.54 ERA and a 5-3 record as a junior...struck out 74 batters in 41 innings pitched...also batted .410 with six doubles, four triples and a homer...also finished 17-of-19 on stolen bases...160th-ranked prospect and 55th-ranked right-handed pitcher nationally, by Perfect Game...34th-ranked prospect and ninth-ranked right-handed pitcher in Florida.

PERSONAL Son of Katina Johnson and LeBarron Johnson Sr.

CAREER GAME-BY-GAME

Date	OPPONENT	GS	IP	H	R	ER	BB	SO	2B	3B	HR	WP	BK	HBP	IBB	Score	W	L	SV	ERA	NP
Feb 20, 2022	RICE		1.0	1	1	1	0	1	0	0	0	2	0	1	0	14-2	0	0	0	9.00	25
Feb 22, 2022	A&M-Corpus Christi		1.0	0	0	0	0	2	0	0	0	0	0	0	0	12-0	0	0	0	4.50	11
Mar 01, 2022	Sam Houston		1.0	0	0	0	0	2	0	0	0	1	0	0	0	10-2	0	0	0	3.00	12
Mar 06, 2022	UCLA		0.1	1	2	1	1	0	0	0	0	0	0	0	0	1-5	0	1	0	5.40	17
Mar 09, 2022	TEXAS STATE		1.0	0	0	0	1	1	0	0	0	0	0	0	0	4-6	0	1	0	4.15	16
Apr 05, 2022	UTRGV		1.0	0	0	0	0	0	0	0	0	0	0	0	0	13-5	0	1	0	3.38	11
Apr 12, 2022	STEPHEN F. AUSTIN		1.0	0	0	0	0	2	0	0	0	0	0	0	0	13-2	0	1	0	2.84	9
Apr 15, 2022	K-State		0.1	3	3	1	1	0	0	0	0	0	0	0	0	1-8	0	1	0	4.05	27
Apr 19, 2022	AIR FORCE		2.0	1	0	0	2	3	0	0	0	0	0	0	0	2-14	0	1	0	3.12	37
Apr 23, 2022	BAYLOR		1.0	0	0	0	1	1	0	0	0	0	0	0	0	13-4	0	1	0	2.79	18
Apr 26, 2022	UTRGV		1.0	0	0	0	0	1	0	0	0	0	0	0	0	7-2	0	1	0	2.53	12
Apr 29, 2022	OKLAHOMA STATE		0.1	0	0	0	1	0	0	0	0	1	0	0	0	6-8	0	1	0	2.45	7
May 03, 2022	HOUSTON BAPTIST		1.0	0	0	0	0	2	0	0	0	0	0	0	0	13-3	0	1	0	2.25	11
May 10, 2022	TEXAS SOUTHERN		2.0	3	1	1	0	2	2	0	0	0	0	0	0	12-2	0	1	0	2.57	28
May 17, 2022	SAM HOUSTON		0.1	0	1	1	3	0	0	0	0	1	0	0	0	9-2	0	1	0	3.14	26
May 29, 2022	Oklahoma		1.0	1	0	0	1	2	1	0	0	1	0	0	0	1-8	0	1	0	2.93	26
Jun 05, 2022	AIR FORCE		1.0	1	1	1	0	2	0	0	1	0	0	0	0	10-1	0	1	0	3.31	20
Jun 10, 2022	East Carolina		0.2	1	0	0	0	0	0	0	0	0	0	0	0	7-13	0	1	0	3.18	10
Feb 17, 2023	Arkansas		1.0	3	2	2	1	0	0	0	0	0	0	0	0	2-3	0	1	0	18.00	31
Feb 21, 2023	A&M-CORPUS	*	5.0	3	1	1	3	8	0	0	1	1	0	0	0	12-2	1	1	0	4.50	70
Feb 28, 2023	LSU	*	5.0	3	0	0	2	9	1	0	0	0	0	1	0	0-3	1	1	0	2.45	92
Mar 05, 2023	Cal State Fullerton		1.0	1	0	0	0	0	0	0	0	1	0	0	0	4-5	1	1	0	2.25	10
Mar 07, 2023	SAM HOUSTON	*	6.0	7	4	2	1	3	2	0	1	1	0	0	0	7-5	2	1	0	2.50	89
Mar 14, 2023	NDSU	*	2.2	3	2	2	1	3	2	0	0	3	0	1	0	7-2	2	1	0	3.05	55
Mar 19, 2023	NEW ORLEANS	*	4.0	1	2	2	3	6	0	0	0	2	0	0	0	9-3	2	1	0	3.28	79
Mar 25, 2023	TEXAS TECH		2.2	2	0	0	1	3	0	0	0	1	0	0	0	6-5	2	1	0	2.96	50
Mar 28, 2023	Texas A&M	*	3.0	2	1	1	1	2	0	0	0	2	0	0	0	5-2	3	1	0	2.97	47
Apr 02, 2023	Oklahoma State	*	3.0	2	0	0	5	3	0	0	0	0	0	0	0	3-4	3	1	0	2.70	62
Apr 08, 2023	KANSAS STATE		2.1	2	4	4	3	3	1	0	1	0	0	0	0	5-6	3	2	0	3.53	55
Apr 16, 2023	Baylor		3.0	1	1	1	3	4	0	0	0	1	0	1	0	7-6	3	2	1	3.49	56
Apr 22, 2023	OKLAHOMA-2		5.0	3	1	0	3	6	0	0	0	0	1	0	0	4-6	3	2	1	3.09	91
Apr 30, 2023	TCU		6.1	3	0	0	0	6	0	0	0	0	0	0	0	3-2	4	2	1	2.70	85


CAREER STATISTICS

Year	ERA	W	L	App	GS	CG	SHO	SV	IP	H	R	ER	BB	SO	2B	3B	HR	BF	B/Avg	WP	HBP	BK	SFA	SHA
2022	3.18	0	1	18	0	0	0	0	17.0	12	9	6	11	21	3	0	1	74	.194	6	1	0	0	0
2023	2.70	4	2	14	7	0	0	1	50.0	36	18	15	27	56	6	0	3	207	.208	12	3	1	3	1
Total	2.82	4	3	32	7	0	0	1	67.0	48	27	21	38	77	9	0	4	281	.204	18	4	1	3	1

SINGLE GAME CAREER HIGHS

Innings pitched: 6.1, at TCU, Apr 30, 2023
Walks allowed: 5 [t-3rd], at Oklahoma State, Apr 02, 2023
Strikeouts: 9, LSU, Feb 28, 2023
Batters faced: 27, Sam Houston, Mar 07, 2023
Field chances: 2, Oklahoma, Apr 22, 2023 ; at TCU, Apr 30, 2023
Putouts: 1, at TCU, Apr 30, 2023 ; A&M-Corpus Christi, Feb 21, 2023 ; Sam Houston, Mar 07, 2023
Assists: 1, 7 times
Runners CS: 2 [t-1st], at Baylor, Apr 16, 2023

PROBABLE STARTING PITCHER



RIGHT-HANDED PITCHER
TANNER WITT 11

CLASS **R-Sophomore** HOMETOWN **Houston, Texas** HIGH SCHOOL **Episcopal**

2022 SEASON Underwent season ending surgery, ending his season with a 2-0 record, 1.64 ERA and 14 strikeouts in 11 innings pitched...struck out a career high nine in six innings against Alabama (2/27)...got first win of the season to sweep the series, with five innings pitched and five strikeouts against Rice (2/20).

2021 SEASON Named a Freshman All-American and Honorable Mention All-Big 12 selection...led Texas with 28 relief appearances throughout the season...finished with a 5-0 record, five saves, a 3.16 ERA and 73 strikeouts in 57 innings pitched...held opponents to a .194 batting average...made Texas debut with five strikeouts in 1.2 scoreless innings against Arkansas (2/21)...picked up first career save with a perfect inning against BYU (2/24)...got first career win with three innings of relief and season-high six strikeouts against South Carolina (3/14)...had an incredible relief outing in the College World Series, pitching a career-high 5.2 shutout innings against Tennessee (6/22) to keep the season alive...had 13 at-bats during the season as well, hitting .231 with three hits and three runs scored...also played for USA Baseball Collegiate National Team during the summer.

HIGH SCHOOL Four-year starter for head coach Matt Fox at Episcopal High School...played shortstop, second base, third base, outfield and pitched...two-time All-State player and 2019 VYPE Private School Player of the Year...named all-conference as a freshman...a member of the 2017 USA Baseball 15U National Team that was named co-champions of the COPABE Pan American 'AA' Championships...No. 1 ranked shortstop in Texas, No. 4 overall player in the state and No. 18 nationally by Prep Baseball Report...played in 2019 Under Armour All-American Game at Wrigley Field...participated in Area Code Games in Long Beach, California...also a three-time All-State volleyball player.

PERSONAL Son of Lori and Kevin Witt...comes from an athletic family, Kevin was a first round pick in the 1994 Major League Baseball draft and played for the Blue Jays, Padres, Tigers and Rays...current minor league hitting coach in the Miami Marlins organization...Lori played softball at Texas...Tanner will be a fourth generation Longhorn...has four siblings Preston, Skyler, Cullen and Ripken.

CAREER GAME-BY-GAME																								
Date	OPPONENT	GS	IP	H	R	ER	BB	SO	2B	3B	HR	WP	BK	HBP	IBB	Score	W	L	SV	ERA	NP			
Feb 21, 2021	Arkansas		1.2	3	0	0	1	5	0	0	0	0	0	0	0	0-4	0	0	0	0.00	43			
Feb 24, 2021	BYU		1.0	0	0	0	0	1	0	0	0	0	0	0	0	3-1	0	0	1	0.00	13			
Feb 27, 2021	BYU		3.1	0	0	0	0	5	0	0	0	0	0	0	0	4-5	0	0	1	0.00	34			
Mar 03, 2021	Texas State		1.0	2	1	1	0	0	0	1	0	0	0	0	0	10-3	0	0	1	1.29	19			
Mar 06, 2021	Houston		2.1	2	0	0	2	1	0	0	0	0	0	0	1	2-3	0	0	1	0.96	36			
Mar 09, 2021	SAM HOUSTON		2.0	3	1	1	2	1	1	0	0	0	0	0	0	15-9	0	0	1	1.59	40			
Mar 14, 2021	SOUTH CAROLINA		3.0	2	1	1	1	6	2	0	0	1	0	0	0	8-5	1	0	1	1.88	53			
Mar 19, 2021	Baylor		1.0	2	1	0	1	2	0	0	0	0	0	0	0	5-3	1	0	1	1.76	24			
Mar 21, 2021	Baylor		2.2	1	2	2	2	2	0	0	0	0	0	0	1	2-11	1	0	1	2.50	35			
Mar 26, 2021	OKLAHOMA		1.2	0	1	0	2	4	0	0	0	1	0	0	0	4-3	1	0	1	2.29	33			
Mar 28, 2021	OKLAHOMA		1.1	1	0	0	1	0	0	0	0	0	0	0	0	2-3	1	0	1	2.14	21			
Mar 30, 2021	Texas A&M		2.0	2	1	1	1	5	0	0	1	0	0	0	0	0-2	1	0	1	2.35	35			
Apr 03, 2021	Kansas		1.1	2	1	1	2	1	0	0	0	0	0	0	0	11-2	1	0	1	2.59	43			
Apr 09, 2021	KANSAS STATE		0.1	1	2	2	2	0	0	0	0	1	0	0	0	13-6	1	0	1	3.28	17			
Apr 13, 2021	NEVADA		2.2	2	1	1	0	5	1	0	0	0	0	0	0	4-3	2	0	1	3.29	51			
Apr 17, 2021	ABILENE CHRISTIAN		2.0	1	0	0	0	2	1	0	0	0	0	0	0	3-1	2	0	2	3.07	24			
Apr 24, 2021	Oklahoma State-2		2.0	0	0	0	0	4	0	0	0	0	0	1	0	5-2	2	0	3	2.87	37			
Apr 27, 2021	UIW		1.1	2	0	0	0	1	0	0	0	0	0	1	0	5-3	2	0	3	2.76	28			
May 01, 2021	TEXAS TECH		2.0	0	0	0	1	2	0	0	0	0	0	0	0	3-5	2	0	3	2.60	22			
May 04, 2021	TEXAS STATE		1.0	0	0	0	0	3	0	0	0	0	0	1	0	4-1	2	0	3	2.52	20			
May 07, 2021	TCU		2.0	3	0	0	1	3	0	0	0	0	0	0	0	5-4	3	0	3	2.39	40			
May 20, 2021	WEST VIRGINIA		3.0	0	0	0	0	5	0	0	0	0	0	0	0	4-5	3	0	3	2.21	42			
May 26, 2021	West Virginia		1.2	2	2	2	1	3	1	1	0	1	0	0	0	1-5	3	0	3	2.55	36			
May 28, 2021	West Virginia		2.1	0	0	0	2	4	0	0	0	0	0	0	0	3-2	3	0	4	2.42	40			
Jun 05, 2021	ARIZONA STATE		3.0	2	2	2	0	3	0	0	1	0	0	1	0	10-3	3	0	5	2.64	40			
Jun 12, 2021	SOUTH FLORIDA		2.1	3	3	3	0	3	1	0	2	0	0	0	0	4-3	4	0	5	3.06	34			
Jun 22, 2021	Tennessee		5.2	3	0	0	0	2	0	0	0	0	0	0	0	8-4	5	0	5	2.75	78			
Jun 25, 2021	Mississippi State		1.1	1	3	3	3	0	1	0	0	0	0	0	0	8-5	5	0	5	3.16	41			
Feb 20, 2022	RICE	*	5.0	5	1	1	2	5	1	0	1	0	0	0	0	14-2	1	0	0	1.80	87			
Feb 27, 2022	ALABAMA	*	6.0	4	1	1	1	9	0	0	1	0	0	0	0	6-1	2	0	0	1.64	90			
May 01, 2023	TCU	*	0.2	2	3	3	1	0	1	0	0	0	0	0	1	7-15	0	1	0	40.50	23			

CAREER STATISTICS																								
Year	ERA	W	L	App	GS	CG	SHO	SV	IP	H	R	ER	BB	SO	2B	3B	HR	BF	B/Avg	WP	HBP	BK	SFA	SHA
2021	3.16	5	0	28	0	0	0	5	57.0	40	22	20	25	73	8	2	4	237	.194	4	4	0	1	1
2022	1.64	2	0	2	2	0	0	0	11.0	9	2	2	3	14	1	0	2	45	.220	0	0	0	0	1
2023	40.50	0	1	1	1	0	0	0	0.2	2	3	3	1	0	1	0	0	6	.500	0	1	0	0	0
Total	3.28	7	1	31	3	0	0	5	68.2	51	27	25	29	87	10	2	6	288	.203	4	5	0	1	2

SINGLE GAME CAREER HIGHS

Innings pitched: 6.0, Alabama, Feb 27, 2022
Walks allowed: 3, vs Mississippi State, Jun 25, 2021
Strikeouts: 9, Alabama, Feb 27, 2022
Batters faced: 23, Alabama, Feb 27, 2022
Field chances: 2, West Virginia, May 20, 2021
Putouts: 2, West Virginia, May 20, 2021
Assists: 1, 5 times

OVERALL STATISTICS



2023 Texas Baseball Overall Statistics for Texas (as of May 01, 2023) (All games Sorted by Batting avg)



Record: 30-16 Home: 22-7 Away: 8-6 Neutral: 0-3 Big 12: 10-8

Player	avg	gp-gs	ab	r	h	2b	3b	hr	rbi	tb	slg%	bb	hp	so	gdp	ob%	sf	sh	sb-att	po	a	e	fld%
Powell, Peyton	.357	45-39	157	34	56	15	0	7	37	92	.586	26	0	26	1	.446	1	0	2-3	54	47	4	.962
Brown, Porter	.333	46-46	168	31	56	11	1	8	39	93	.554	29	1	39	3	.428	3	0	5-9	80	3	1	.988
Guillemette, Garret	.322	46-44	152	34	49	12	1	9	44	90	.592	26	6	31	4	.431	4	1	0-1	266	23	2	.993
Kennedy, Eric	.320	45-45	175	42	56	13	1	11	30	104	.594	14	9	44	1	.397	1	4	7-10	82	5	1	.989
Campbell, Dylan	.320	46-46	172	49	55	11	2	8	30	94	.547	30	4	31	1	.428	2	2	21-22	87	6	0	1.000
Thomas, Jared	.281	46-42	139	31	39	10	2	2	17	59	.424	22	1	29	1	.383	0	3	8-13	304	32	2	.994
O'Dowd, Jack	.266	46-45	158	23	42	8	2	3	27	63	.399	14	2	29	4	.330	2	5	0-0	58	116	3	.983
Daly, Mitchell	.233	46-43	150	22	35	7	1	5	16	59	.393	23	0	37	3	.331	2	5	3-6	61	116	4	.978
Galvan, Rylan	.214	28-19	70	15	15	1	1	4	17	30	.429	12	1	30	0	.337	0	0	1-1	151	5	3	.981
Flores, Jalin	.145	28-15	62	9	9	1	0	2	11	16	.258	4	2	21	0	.221	0	0	0-0	3	14	1	.944

Belyeu, Max	.294	13-3	17	2	5	1	0	0	2	6	.353	1	0	7	1	.333	0	0	0-0	1	0	0	1.000
Carlson, Tanner	.286	24-10	42	12	12	2	0	1	8	17	.405	6	4	8	0	.415	1	4	0-0	5	12	0	1.000
Duplantier, Jayden	.270	26-9	37	8	10	3	0	0	5	13	.351	4	1	9	0	.357	0	0	0-1	7	7	4	.778
Whitehead, Ace	.133	17-3	15	2	2	0	0	0	7	2	.133	5	0	5	0	.333	1	1	3-3	8	4	0	1.000
Constantine, Cam	.111	16-4	18	3	2	0	0	0	1	2	.111	5	0	8	0	.292	1	0	1-1	25	1	0	1.000
O'Hara, Cade	.000	9-1	5	1	0	0	0	0	1	0	.000	0	0	2	0	.000	1	0	0-0	3	5	2	.800
Hoffart, Preston	.000	4-0	2	0	0	0	0	0	1	0	.000	1	0	0	0	.250	1	0	0-0	5	0	0	1.000
Totals	.288	46	1539	318	443	95	11	60	293	740	.481	222	31	356	19	.384	20	25	51-70	1221	444	34	.980
Opponents	.237	46	1502	207	356	78	10	25	191	529	.352	206	55	408	32	.346	19	11	43-60	1170	388	45	.972

LOB - Team (351), Opp (365). DP's turned - Team (37), Opp (28). CI - Team (0), Opp (2). IBB - Team (5), Brown 3, O'Dowd 1, Campbell 1, Opp (1). Picked off - Brown 3, Thomas 2, Kennedy 1.

(All games Sorted by Earned run avg)

Player	era	w-l	app	gs	cg	sho	sv	ip	h	r	er	bb	so	2b	3b	hr	b/avg	wp	hp	bks	sfa	sha
Gordon, Lucas	2.16	5-0	12	11	0	0/0	0	66.2	45	18	16	23	72	15	0	5	.190	1	7	0	2	2
Johnson, Lebaron	2.70	4-2	14	7	0	0/0	1	50.0	36	18	15	27	56	6	0	3	.208	12	3	1	3	1

Shaw, David	1.80	2-2	19	0	0	0/0	1	25.0	16	7	5	9	27	5	1	0	.184	2	5	2	0	1
Tole, Heston	2.01	0-0	17	0	0	0/0	1	22.1	16	5	5	11	20	3	0	0	.203	0	1	0	0	0
Burke, DJ	2.22	1-0	15	2	0	0/0	1	24.1	20	6	6	10	17	3	2	3	.217	2	5	1	0	0
Duplantier II, Andre	2.77	0-0	15	0	0	0/1	0	13.0	13	7	4	8	12	3	0	1	.271	3	3	0	1	1
Hurley, Charlie	3.70	3-0	16	4	0	0/1	2	41.1	33	17	17	24	37	5	0	3	.226	5	4	0	3	0
Whitehead, Ace	3.86	3-0	12	4	0	0/0	0	21.0	24	12	9	10	20	4	1	0	.289	1	1	0	1	1
Minchey, Kobe	4.82	2-1	5	3	0	0/1	0	9.1	8	5	5	6	9	1	1	0	.235	2	4	0	0	0
Lummus, Chase	5.02	1-1	9	0	0	0/0	0	14.1	12	8	8	3	11	0	1	3	.226	0	2	0	0	2
Howard, Cody	5.14	1-0	7	0	0	0/0	0	7.0	10	4	4	6	9	2	0	0	.323	1	0	0	0	0
Sthele, Travis	5.31	2-4	10	10	0	0/0	0	42.1	43	34	25	21	42	10	2	3	.257	5	3	1	2	2
Morehouse, Zane	6.51	4-2	20	4	0	0/1	5	37.1	41	28	27	21	42	7	1	1	.293	7	8	0	5	1
Stuart, Chris	7.20	1-1	15	0	0	0/0	0	15.0	11	12	12	14	18	4	1	1	.204	2	5	0	1	0
Walbridge, Sam	8.64	0-1	8	0	0	0/0	0	8.1	11	8	8	6	9	4	0	1	.333	1	1	0	1	0
Grubbs, Max	9.95	1-0	5	0	0	0/0	0	6.1	11	9	7	1	4	4	0	1	.355	1	1	0	0	0
George, Pierce	13.50	0-0	3	0	0	0/0	0	2.0	2	3	3	4	1	1	0	0	.333	1	1	0	0	0
O'Banan, Cameron	40.50	0-1	1	0	0	0/0	0	0.2	2	3	3	1	2	0	0	0	.500	0	0	0	0	0
Witt, Tanner	40.50	0-1	1	1	0	0/0	0	0.2	2	3	3	1	0	1	0	0	.500	0	1	0	0	0
Totals	4.02	30-16	46	46	0	1/1	11	407.0	356	207	182	206	408	78	10	25	.237	46	55	5	19	11
Opponents	6.51	16-30	46	46	0	1/1	9	390.0	443	318	282	222	356	95	11	60	.288	34	31	7	20	25

PB - Team (10), Guillemette 7, Galvan 3, Opp (4). Pickoffs - Team (3), Johnson 2, Minchey 1, Opp (6). SBA/ATT - Guillemette (21-34), Galvan (21-22), Sthele (8-11), Hurley (4-7), Johnson (2-6), Minchey (4-5), Gordon (3-5), Morehouse (3-5), Shaw (3-4), Stuart (4-4), Tole (3-3), Burke (3-3), George (1-2), Duplantier (2-2), Walbridge (2-2), Lummus (1-1), Hoffart (1-1).



2023 Texas Baseball
Conference statistics for Texas (as of May 01, 2023)
(Big 12 games only Sorted by Batting avg)



Record: 10-8 Home: 5-4 Away: 5-4 Big 12: 10-8

Player	avg	gp-gs	ab	r	h	2b	3b	hr	rbi	tb	slg%	bb	hp	so	gdp	ob%	sf	sh	sb-att	po	a	e	fld%
Guillemette, Garret	.377	18-18	61	14	23	4	0	6	22	45	.738	12	2	15	3	.481	2	1	0-1	104	7	0	1.000
Campbell, Dylan	.366	18-18	71	18	26	6	2	1	11	39	.549	9	2	12	0	.446	1	0	10-11	35	4	0	1.000
Brown, Porter	.353	18-18	68	10	24	5	1	2	13	37	.544	9	0	16	1	.418	2	0	1-2	36	1	0	1.000
Thomas, Jared	.290	18-18	62	14	18	4	1	1	5	27	.435	9	0	13	0	.380	0	1	3-7	135	16	0	1.000
Powell, Peyton	.284	18-18	74	12	21	5	0	3	17	35	.473	8	0	19	0	.349	1	0	0-0	17	25	3	.933
Kennedy, Eric	.250	18-18	68	15	17	3	0	4	7	32	.471	5	2	19	0	.320	0	3	4-5	33	1	0	1.000
Galvan, Rylan	.214	9-7	28	6	6	0	0	2	5	12	.429	3	0	13	0	.290	0	0	0-0	51	1	1	.981
O'Dowd, Jack	.207	18-18	58	5	12	5	0	1	10	20	.345	3	2	14	3	.270	0	3	0-0	26	46	0	1.000
Daly, Mitchell	.136	18-18	59	4	8	1	1	1	5	14	.237	10	0	16	2	.254	2	1	1-3	25	47	1	.986

Carlson, Tanner	.333	8-4	18	4	6	1	0	1	3	10	.556	1	1	5	0	.381	1	2	0-0	2	2	0	1.000
Duplantier, Jayden	.250	7-1	8	2	2	0	0	0	0	2	.250	1	1	2	0	.400	0	0	0-0	1	0	0	1.000
Flores, Jalin	.118	8-4	17	1	2	0	0	1	4	5	.294	1	0	5	0	.167	0	0	0-0	0	2	0	1.000
Belyeu, Max	.000	2-1	3	0	0	0	0	0	0	0	.000	0	0	2	0	.000	0	0	0-0	0	0	0	.000
Whitehead, Ace	.000	3-1	3	0	0	0	0	0	1	0	.000	2	0	2	0	.400	0	0	0-0	0	0	0	.000
Constantine, Cam	.000	2-0	2	0	0	0	0	0	0	0	.000	0	0	1	0	.000	0	0	0-0	2	0	0	1.000
O'Hara, Cade	.000	1-0	1	0	0	0	0	0	0	0	.000	0	0	1	0	.000	0	0	0-0	1	2	0	1.000
Totals	.275	18	601	105	165	34	5	23	103	278	.463	73	10	155	9	.358	9	11	19-29	477	180	8	.988
Opponents	.256	18	593	102	152	27	5	16	95	237	.400	99	23	142	14	.380	6	5	18-25	471	160	12	.981

LOB - Team (129), Opp (147). DPs turned - Team (15), Opp (13). CI - Team (0), Opp (1). IBB - Team (3), Brown 2, O'Dowd 1.
Picked off - Kennedy 1, Thomas 1.

(Big 12 games only Sorted by Earned run avg)

Player	era	w-l	app	gs	cg	sho	sv	ip	h	r	er	bb	so	2b	3b	hr	b/avg	wp	hp	bks	sfa	sha
Johnson, Lebaron	2.01	1-1	6	1	0	0/0	1	22.1	13	6	5	15	25	1	0	1	.176	2	1	1	1	1
Gordon, Lucas	2.75	3-0	6	6	0	0/0	0	39.1	32	12	12	11	39	10	0	5	.219	0	4	0	0	0
Sthele, Travis	7.00	0-2	5	5	0	0/0	0	18.0	20	14	14	17	16	5	0	1	.286	3	1	0	0	1

Tole, Heston	0.00	0-0	4	0	0	0/0	0	6.2	4	0	0	5	2	1	0	0	.174	0	0	0	0	0
Whitehead, Ace	1.50	1-0	6	0	0	0/0	0	6.0	6	4	1	4	8	0	1	0	.250	0	0	0	0	0
Burke, DJ	2.38	0-0	5	1	0	0/0	0	11.1	9	3	3	6	6	1	2	1	.209	1	3	1	0	0
Duplantier II, Andre	2.70	0-0	5	0	0	0/0	0	3.1	5	4	1	3	2	1	0	0	.417	0	0	0	0	1
Shaw, David	3.24	1-1	8	0	0	0/0	1	8.1	7	3	3	4	7	3	0	0	.241	2	1	0	0	1
Lummus, Chase	7.00	1-0	4	0	0	0/0	0	9.0	11	7	7	1	7	0	1	3	.297	0	1	0	0	1
Hurley, Charlie	8.10	1-0	5	3	0	0/0	0	13.1	14	12	12	12	12	1	0	2	.286	2	4	0	3	0
Walbridge, Sam	10.80	0-0	4	0	0	0/0	0	3.1	3	4	4	3	1	1	0	1	.250	0	1	0	0	0
Morehouse, Zane	12.75	2-2	9	0	0	0/0	2	12.0	15	17	17	9	11	0	0	0	.341	5	4	0	2	0
Stuart, Chris	13.50	0-0	4	0	0	0/0	0	2.2	3	4	4	3	4	0	0	1	.273	1	1	0	0	0
Minchey, Kobe	27.00	0-1	1	1	0	0/0	0	1.1	2	4	4	3	2	0	1	0	.400	1	1	0	0	0
Howard, Cody	27.00	0-0	2	0	0	0/0	0	0.2	3	2	2	2	0	0	0	0	.600	0	0	0	0	0
Grubbs, Max	40.50	0-0	1	0	0	0/0	0	0.2	3	3	3	0	0	2	0	1	.600	0	0	0	0	0
Witt, Tanner	40.50	0-1	1	1	0	0/0	0	0.2	2	3	3	1	0	1	0	0	.500	0	1	0	0	0
Totals	5.38	10-8	18	18	0	0/0	4	159.0	152	102	95	99	142	27	5	16	.256	17	23	2	6	5
Opponents	5.56	8-10	18	18	0	0/0	4	157.0	165	105	97	73	155	34	5	23	.275	10	10	3	9	11

PB - Team (4), Guillemette 3, Galvan 1. Pickoffs - Team (1), Johnson 1, Opp (2). SBA/ATT - Guillemette (8-14), Galvan (10-10), Gordon (2-4), Stuart (3-3), Minchey (3-3), Johnson (1-3), Morehouse (0-2), Sthele (2-2), Walbridge (2-2), Burke (2-2), Lummus (1-1), Shaw (0-1), Hurley (1-1), Duplantier (1-1).



INFIELDER
**JAYDEN
DUPLANTIER 0**

CLASS **Freshman**
HOMETOWN **Humble, Texas**
HIGH SCHOOL **Summer Creek**

BATS
RIGHT

THROWS
RIGHT

HEIGHT
6'1"


WEIGHT
185

CAREER STATISTICS

YEAR	AVG	GP	GS	AB	R	H	2B	3B	HR	RBI	SLG%	BB	HBP	SO	GDP	OB%	SF	SH	SB
2023	.270	26	9	37	8	10	3	0	0	5	.351	4	1	9	0	.357	0	0	0
Total	.270	26	9	37	8	10	3	0	0	5	.351	4	1	9	0	.357	0	0	0

CAREER HIGHS

Hits: 2, at Cal State Fullerton, Mar 05, 2023 ; North Dakota State, Mar 14, 2023
Doubles: 1, Texas Southern, Apr 25, 2023 ; vs Missouri, Feb 18, 2023 ; Manhattan, Mar 12, 2023
Total bases: 2, 5 times
RBI: 2, vs Missouri, Feb 18, 2023 ; North Dakota State, Mar 14, 2023
Runs scored: 2, Texas Southern, Apr 25, 2023
Walks: 2, North Dakota State, Mar 14, 2023
Hit by pitch: 1, at Oklahoma State, Apr 02, 2023
Struck out: 2, New Orleans, Mar 17, 2023
At bats: 4, North Dakota State, Mar 15, 2023
Caught stealing: 1 [t-2nd], Indiana, Feb 26, 2023
Field chances: 6, vs Vanderbilt, Feb 19, 2023
Putouts: 1, 6 times
Assists: 3, vs Vanderbilt, Feb 19, 2023



INFIELDER
**JALIN
FLORES 1**

CLASS **Freshman**
HOMETOWN **San Antonio, Texas**
HIGH SCHOOL **Brandeis Creek**

BATS
RIGHT

THROWS
RIGHT

HEIGHT
6'2"

WEIGHT
195

CAREER STATISTICS

YEAR	AVG	GP	GS	AB	R	H	2B	3B	HR	RBI	SLG%	BB	HBP	SO	GDP	OB%	SF	SH	SB
2023	.145	28	15	62	9	9	1	0	2	11	.258	4	2	21	0	.221	0	0	0
Total	.145	28	15	62	9	9	1	0	2	11	.258	4	2	21	0	.221	0	0	0

CAREER HIGHS

Hits: 2, A&M-Corpus Christi, Feb 21, 2023
Doubles: 1, at Texas State, Apr 10, 2023
Home runs: 1, A&M-Corpus Christi, Feb 21, 2023 ; at Oklahoma State, Mar 31, 2023
Total bases: 5, A&M-Corpus Christi, Feb 21, 2023
RBI: 2, at Texas State, Apr 10, 2023 ; New Orleans, Mar 18, 2023 ; at Oklahoma State, Mar 31, 2023
Runs scored: 2, vs Missouri, Feb 18, 2023 ; A&M-Corpus Christi, Feb 21, 2023
Walks: 1, 4 times
Hit by pitch: 1, vs Missouri, Feb 18, 2023 ; Sam Houston, Mar 07, 2023
Struck out: 2, 5 times
At bats: 5, Manhattan, Mar 10, 2023
Field chances: 4, Indiana, Feb 26, 2023
Putouts: 1, Abilene Christian, Apr 19, 2023 ; Texas Southern, Apr 25, 2023 ; vs Missouri, Feb 18, 2023
Assists: 4, Indiana, Feb 26, 2023



OUTFIELDER
**PORTER
BROWN 4**

CLASS **R-Junior**
HOMETOWN **San Antonio, Texas**
PREVIOUS **TCU**
HIGH SCHOOL **Reagan**

BATS
LEFT

THROWS
LEFT

HEIGHT
5'11"

WEIGHT
200

CAREER STATISTICS

YEAR	AVG	GP	GS	AB	R	H	2B	3B	HR	RBI	SLG%	BB	HBP	SO	GDP	OB%	SF	SH	SB
2023	.333	46	46	168	31	56	11	1	8	39	.554	29	1	39	3	.428	3	0	5
Total	.333	46	46	168	31	56	11	1	8	39	.554	29	1	39	3	.428	3	0	5

CAREER HIGHS

Hits: 3, 4 times
Doubles: 2 [t-2nd], Manhattan, Mar 12, 2023 ; Texas Tech, Mar 25, 2023
Triples: 1 [t-1st], Kansas State, Apr 07, 2023
Home runs: 1, 8 times
Total bases: 6, 4 times
RBI: 4, Manhattan, Mar 12, 2023 ; UIW, Mar 21, 2023
Runs scored: 2, 5 times
Walks: 2, 5 times
Hit by pitch: 1, New Orleans, Mar 19, 2023
Struck out: 3, at Oklahoma State, Apr 01, 2023
Sac flies: 1 [t-4th], Oklahoma, Apr 22, 2023 ; Indiana, Feb 25, 2023 ; Texas Tech, Mar 25, 2023
At bats: 6 [t-3rd], at Baylor, Apr 14, 2023
Stolen bases: 1, 5 times
Caught stealing: 1 [t-2nd], 4 times
Field chances: 6, Sam Houston, Mar 07, 2023
Putouts: 5, Sam Houston, Mar 07, 2023
Assists: 1, at Texas State, Apr 10, 2023 ; at TCU, Apr 30, 2023 ; Sam Houston, Mar 07, 2023



INFIELDER
TANNER CARLSON 5

CLASS Senior
HOMETOWN Elk Grove, Calif.
PREVIOUS Long Beach State
HIGH SCHOOL Elk Grove


BATS RIGHT THROWS RIGHT HEIGHT 6'1" WEIGHT 195

CAREER STATISTICS

YEAR	AVG	GP	GS	AB	R	H	2B	3B	HR	RBI	SLG%	BB	HBP	SO	GDP	OB%	SF	SH	SB
2023	.286	24	10	42	12	12	2	0	1	8	.405	6	4	8	0	.415	1	4	0
Total	.286	24	10	42	12	12	2	0	1	8	.405	6	4	8	0	.415	1	4	0

CAREER HIGHS

Hits: 3, at TCU, May 01, 2023
Doubles: 1, Texas Southern, Apr 25, 2023 ; at TCU, Apr 29, 2023
Home runs: 1, at TCU, Apr 29, 2023
Total bases: 6, at TCU, Apr 29, 2023
RBI: 2, Texas Southern, Apr 25, 2023
Runs scored: 2, Kansas State, Apr 09, 2023 ; A&M-Corpus Christi, Feb 21, 2023
Walks: 1, 6 times
Hit by pitch: 1, 4 times
Struck out: 2, Kansas State, Apr 09, 2023
Sac flies: 1 [t-4th], Kansas State, Apr 07, 2023
Sac bunts: 1 [t-4th], 4 times
At bats: 5, at TCU, Apr 29, 2023
Field chances: 7, vs Vanderbilt, Feb 19, 2023
Putouts: 2, vs Vanderbilt, Feb 19, 2023
Assists: 5, vs Vanderbilt, Feb 19, 2023



CATCHER
RYLAN GALVAN 6

CLASS Freshman
HOMETOWN Sinton, Texas
HIGH SCHOOL Sinton

BATS RIGHT THROWS RIGHT HEIGHT 6'0" WEIGHT 205

CAREER STATISTICS

YEAR	AVG	GP	GS	AB	R	H	2B	3B	HR	RBI	SLG%	BB	HBP	SO	GDP	OB%	SF	SH	SB
2023	.214	28	19	70	15	15	1	1	4	17	.429	12	1	30	0	.337	0	0	1
Total	.214	28	19	70	15	15	1	1	4	17	.429	12	1	30	0	.337	0	0	1

CAREER HIGHS

Hits: 3, Mercer, Mar 08, 2023
Doubles: 1, at Texas State, Apr 10, 2023
Triples: 1 [t-1st], Air Force, Apr 04, 2023
Home runs: 1, 4 times
Total bases: 7, Air Force, Apr 04, 2023
RBI: 4, Mercer, Mar 08, 2023
Runs scored: 2, 5 times
Walks: 3 [t-5th], Abilene Christian, Apr 19, 2023
Hit by pitch: 1, UIW, Mar 21, 2023
Struck out: 3, at Baylor, Apr 16, 2023 ; at Cal State Fullerton, Mar 04, 2023 ; at Texas A&M, Mar 28, 2023
At bats: 5, at Baylor, Apr 14, 2023 ; at Texas A&M, Mar 28, 2023
Stolen bases: 1, Manhattan, Mar 11, 2023
Field chances: 19 [t-1st], Manhattan, Mar 11, 2023
Putouts: 19 [1st], Manhattan, Mar 11, 2023
Assists: 2, North Dakota State, Mar 15, 2023
Runners CS: 1, Texas Southern, Apr 25, 2023



INFIELDER/OUTFIELDER
DYLAN CAMPBELL 8

CLASS Junior
HOMETOWN Houston, Texas
HIGH SCHOOL Strake Jesuit


BATS RIGHT THROWS RIGHT HEIGHT 5'11" WEIGHT 205

CAREER STATISTICS

YEAR	AVG	GP	GS	AB	R	H	2B	3B	HR	RBI	SLG%	BB	HBP	SO	GDP	OB%	SF	SH	SB
2021	.189	32	12	53	10	10	3	0	1	7	.302	5	1	9	2	.262	2	0	2
2022	.267	65	47	176	40	47	8	1	10	29	.494	29	2	36	3	.370	4	0	14
2023	.320	46	46	172	49	55	11	2	8	30	.547	30	4	31	1	.428	2	2	21
Total	.279	143	105	401	99	112	22	3	19	66	.491	64	7	76	6	.381	8	2	37

CAREER HIGHS

Hits: 3, 6 times
Doubles: 2 [t-1st], Kansas State, Apr 07, 2023
Triples: 1 [t-1st], at Oklahoma State, Apr 01, 2023 ; at Oklahoma State, Mar 31, 2023 ; vs Oklahoma State, May 28, 2022
Home runs: 2 [t-2nd], TCU, Apr 09, 2022 ; at Air Force, Jun 05, 2022
Total bases: 8, TCU, Apr 09, 2022 ; at Air Force, Jun 05, 2022
RBI: 4, TCU, Apr 09, 2022
Runs scored: 3 [t-10th], at Air Force, Jun 05, 2022 ; UIW, Mar 21, 2023
Walks: 3 [t-5th], UIW, Mar 21, 2023
Hit by pitch: 1, 5 times
Struck out: 4 [t-1st], vs Arkansas, Feb 17, 2023
Sac flies: 1 [t-4th], 6 times
Sac bunts: 1 [t-4th], Indiana, Feb 24, 2023 ; North Dakota State, Mar 14, 2023
At bats: 5, 13 times
Stolen bases: 2 [t-4th], 6 times
Caught stealing: 1 [t-2nd], 4 times
Field chances: 6, Air Force, Apr 04, 2023 ; BYU, Feb 25, 2021
Putouts: 5, Air Force, Apr 04, 2023 ; Baylor, Apr 24, 2022 ; at Cal State Fullerton, Mar 03, 2023



INFIELDER/OUTFIELDER

JARED THOMAS 9

CLASS Freshman
HOMETOWN Waxahachie, Texas
HIGH SCHOOL Waxahachie


BATS LEFT
THROWS LEFT
HEIGHT 6'2"
WEIGHT 185

CAREER STATISTICS

YEAR	AVG	GP	GS	AB	R	H	2B	3B	HR	RBI	SLG%	BB	HBP	SO	GDP	OB%	SF	SH	SB
2023	.281	46	42	139	31	39	10	2	2	17	.424	22	1	29	1	.383	0	3	8
Total	.281	46	42	139	31	39	10	2	2	17	.424	22	1	29	1	.383	0	3	8

CAREER HIGHS

Hits: 3, 4 times
Doubles: 2 [t-2nd], Kansas State, Apr 09, 2023
Triples: 1 [t-1st], Abilene Christian, Apr 19, 2023 ; Oklahoma, Apr 21, 2023
Home runs: 1, Texas Southern, Apr 25, 2023 ; Texas Tech, Mar 26, 2023
Total bases: 7, Texas Southern, Apr 25, 2023
RBI: 4, Abilene Christian, Apr 19, 2023
Runs scored: 3 [t-10th], Abilene Christian, Apr 19, 2023 ; Texas Southern, Apr 25, 2023
Walks: 2, Texas Southern, Apr 25, 2023 ; North Dakota State, Mar 14, 2023
Hit by pitch: 1, Manhattan, Mar 12, 2023
Struck out: 2, 7 times
Sac bunts: 1 [t-4th], at TCU, Apr 30, 2023 ; Mercer, Mar 08, 2023 ; North Dakota State, Mar 15, 2023
At bats: 5, 4 times
Stolen bases: 1, 8 times
Caught stealing: 1 [t-2nd], 5 times
Field chances: 14, Indiana, Feb 26, 2023 ; at Texas A&M, Mar 28, 2023
Putouts: 13, Indiana, Feb 26, 2023
Assists: 3, A&M-Corpus Christi, Feb 21, 2023 ; Texas Tech, Mar 26, 2023 ; at Oklahoma State, Mar 31, 2023



OUTFIELDER

MAX BELYEU 12

CLASS Freshman
HOMETOWN Aledo, Texas
HIGH SCHOOL Aledo


BATS LEFT
THROWS RIGHT
HEIGHT 6'2"
WEIGHT 205

CAREER STATISTICS

YEAR	AVG	GP	GS	AB	R	H	2B	3B	HR	RBI	SLG%	BB	HBP	SO	GDP	OB%	SF	SH	SB
2023	.294	13	3	17	2	5	1	0	0	2	.353	1	0	7	1	.333	0	0	0
Total	.294	13	3	17	2	5	1	0	0	2	.353	1	0	7	1	.333	0	0	0

CAREER HIGHS

Hits: 2, New Orleans, Mar 18, 2023
Total bases: 2, New Orleans, Mar 18, 2023
Runs scored: 1, Texas State, Apr 11, 2023 ; New Orleans, Mar 18, 2023
Walks: 1, LSU, Feb 28, 2023
Struck out: 2, Texas State, Apr 11, 2023
At bats: 3, Texas State, Apr 11, 2023
Field chances: 1, Manhattan, Mar 12, 2023
Putouts: 1, Manhattan, Mar 12, 2023



INFIELDER

CADE O'HARA 14

CLASS Freshman
HOMETOWN Tustin, Calif.
HIGH SCHOOL Mater Dei


BATS RIGHT
THROWS RIGHT
HEIGHT 5'11"
WEIGHT 175

CAREER STATISTICS

YEAR	AVG	GP	GS	AB	R	H	2B	3B	HR	RBI	SLG%	BB	HBP	SO	GDP	OB%	SF	SH	SB
2023	0	9	1	5	1	0	0	0	0	1	.000	0	0	2	0	0	1	0	0
Total	.000	9	1	5	1	0	0	0	0	1	.000	0	0	2	0	.000	1	0	0

CAREER HIGHS

RBI: 1, Texas Southern, Apr 25, 2023
Runs scored: 1, at Cal State Fullerton, Mar 05, 2023
Struck out: 1, Abilene Christian, Apr 19, 2023 ; at TCU, May 01, 2023
Sac flies: 1 [t-4th], Texas Southern, Apr 25, 2023
At bats: 1, 5 times
Field chances: 5, vs Vanderbilt, Feb 19, 2023
Putouts: 2, vs Vanderbilt, Feb 19, 2023
Assists: 2, at TCU, May 01, 2023



UTILITY
**PEYTON
POWELL 15**

CLASS **R-Junior**
HOMETOWN **Robinson, Texas**
HIGH SCHOOL **Robinson**

BATS
LEFT

THROWS
RIGHT

HEIGHT
6'1"


WEIGHT
195

CAREER HIGHS

Doubles: 3 [1st], Texas Southern, Apr 25, 2023
Home runs: 2 [t-2nd], Texas Tech, Mar 26, 2023
Total bases: 9 [t-8th], Texas Tech, Mar 26, 2023
RBI: 4, Texas Tech, Mar 26, 2023
Runs scored: 3 [t-10th], Manhattan, Mar 12, 2023
Walks: 3 [t-5th], Manhattan, Mar 10, 2023 ; Abilene Christian, Mar 11, 2020 ; North Dakota State, Mar 14, 2023
Struck out: 2, 7 times
Sac flies: 1 [t-4th], Oklahoma, Apr 22, 2023
At bats: 5, 6 times
Stolen bases: 1, at Texas State, Apr 10, 2023 ; Boise State, Feb 21, 2020 ; North Dakota State, Mar 14, 2023
Caught stealing: 1 [t-2nd], Mercer, Mar 08, 2023
Field chances: 9, New Orleans, Mar 19, 2023
Putouts: 8, New Orleans, Mar 19, 2023
Assists: 3, 6 times

CAREER STATISTICS

YEAR	AVG	GP	GS	AB	R	H	2B	3B	HR	RBI	SLG%	BB	HBP	SO	GDP	OB%	SF	SH	SB
2020	.364	6	3	11	5	4	3	0	1	2	.909	4	0	2	0	.533	0	0	1
2021	.273	9	2	11	4	3	0	0	1	2	.545	1	0	1	0	.333	0	0	0
2022	.250	6	1	8	0	2	0	0	0	0	.250	1	0	4	0	.333	0	0	0
2023	.357	45	39	157	34	56	15	0	7	37	.586	26	0	26	1	.446	1	0	2
Total	.348	66	45	187	43	65	18	0	9	41	.588	32	0	33	1	.441	1	0	3



INFIELDER
**MITCHELL
DALY 19**

CLASS **Junior**
HOMETOWN **Madison, Ala.**
HIGH SCHOOL **Bob Jones**

BATS
RIGHT

THROWS
RIGHT

HEIGHT
6'1"


WEIGHT
185

CAREER HIGHS

Hits: 4 [t-3rd], at Kansas, Apr 01, 2021
Doubles: 2 [t-1st], Oklahoma, Mar 26, 2021
Triples: 1 [t-1st], at Baylor, Apr 14, 2023 ; Texas Southern, May 10, 2022
Home runs: 1, 9 times
Total bases: 6, Texas State, Apr 11, 2023 ; at Texas Tech, Mar 27, 2022 ; Kansas, May 19, 2022
RBI: 5 [t-5th], Kansas, May 19, 2022
Runs scored: 3 [t-10th], at Texas State, Apr 20, 2021
Walks: 3 [t-5th], Rice, Feb 20, 2022 ; Manhattan, Mar 11, 2023
Hit by pitch: 1, 12 times
Struck out: 3, 5 times
Sac flies: 2 [t-1st], Texas Tech, Mar 24, 2023
Sac bunts: 2 [t-1st], vs Mississippi State, Jun 26, 2021
At bats: 6 [t-3rd], at Texas Tech, Mar 26, 2022
Stolen bases: 2 [t-4th], at UTRGV, Apr 26, 2022
Caught stealing: 1 [t-2nd], 10 times
Field chances: 9, 7 times
Putouts: 6, at South Carolina, Mar 12, 2022
Assists: 8 [t-1st], Air Force, Apr 19, 2022 ; at Texas State, Mar 03, 2021

CAREER STATISTICS

YEAR	AVG	GP	GS	AB	R	H	2B	3B	HR	RBI	SLG%	BB	HBP	SO	GDP	OB%	SF	SH	SB
2021	.316	61	59	209	35	66	15	0	2	31	.416	31	5	41	3	.413	2	9	8
2022	.237	67	59	207	34	49	13	1	4	37	.367	32	7	47	5	.351	5	8	4
2023	.233	46	43	150	22	35	7	1	5	16	.393	23	0	37	3	.331	2	5	3
Total	.265	174	161	566	91	150	35	2	11	84	.392	86	12	125	11	.368	9	22	15



INFIELDER
**JACK
O'DOWD 27**

CLASS **Junior**
HOMETOWN **Nashville, Tenn.**
PREVIOUS **Vanderbilt**
HIGH SCHOOL **Lipscomb Academy**

BATS
LEFT

THROWS
RIGHT

HEIGHT
6'2"

WEIGHT
195

CAREER HIGHS

Hits: 4 [t-3rd], UIW, Mar 21, 2023
Doubles: 2 [t-2nd], Oklahoma, Apr 22, 2023
Triples: 1 [t-1st], A&M-Corpus Christi, Feb 21, 2023 ; at Cal State Fullerton, Mar 04, 2023
Home runs: 1, 4 times
Total bases: 8, UIW, Mar 21, 2023
RBI: 4, Stephen F. Austin, Apr 12, 2022
Runs scored: 3 [t-10th], UIW, Mar 21, 2023
Walks: 2, at Cal State Fullerton, Mar 04, 2023 ; at Citadel, Mar 16, 2022 ; New Orleans, Mar 17, 2023
Hit by pitch: 1, at Baylor, Apr 14, 2023 ; at TCU, Apr 30, 2023 ; Central Arkansas, Mar 22, 2022
Struck out: 2, 6 times
Sac flies: 1 [t-4th], A&M-Corpus Christi, Feb 21, 2023 ; New Orleans, Mar 19, 2023
Sac bunts: 1 [t-4th], 6 times
At bats: 5, 6 times
Field chances: 8, UIW, Mar 21, 2023
Putouts: 5, North Dakota State, Mar 14, 2023
Assists: 6, at Cal State Fullerton, Mar 03, 2023

CAREER STATISTICS

YEAR	AVG	GP	GS	AB	R	H	2B	3B	HR	RBI	SLG%	BB	HBP	SO	GDP	OB%	SF	SH	SB
2022	.231	21	7	39	8	9	0	0	1	5	.308	6	1	6	2	.348	0	1	0
2023	.266	46	45	158	23	42	8	2	3	27	.399	14	2	29	4	.330	2	5	0
Total	.259	67	52	197	31	51	8	2	4	32	.381	20	3	35	6	.333	2	6	0



OUTFIELDER/LHP
**ACE
WHITEHEAD 28**

CLASS **Sophomore**
HOMETOWN **Lampasas, Texas**
HIGH SCHOOL **Lampasas**

BATS
LEFT

THROWS
LEFT

HEIGHT
5'11"

WEIGHT
185

CAREERHIGHS

Hits: 3, Stephen F. Austin, Apr 12, 2022 ; Houston Baptist, May 03, 2022
Doubles: 1, Stephen F. Austin, Apr 12, 2022 ; Houston Baptist, May 03, 2022
Total bases: 4, Stephen F. Austin, Apr 12, 2022 ; Houston Baptist, May 03, 2022
RBI: 3, Manhattan, Mar 12, 2023
Runs scored: 2, Houston Baptist, May 03, 2022
Walks: 2, New Orleans, Mar 18, 2023
Struck out: 2, Houston Baptist, May 03, 2022
Sac flies: 1 [t-4th], Abilene Christian, Apr 19, 2023
Sac bunts: 1 [t-4th], at Texas State, Apr 10, 2023
At bats: 5, Houston Baptist, May 03, 2022
Stolen bases: 1, Texas Southern, Apr 25, 2023 ; vs Arkansas, Feb 17, 2023 ; Manhattan, Mar 12, 2023
Caught stealing: 1 [t-2nd], at UTRGV, Apr 26, 2022

CAREER STATISTICS

YEAR	AVG	GP	GS	AB	R	H	2B	3B	HR	RBI	SLG%	BB	HBP	SO	GDP	OB%	SF	SH	SB
2022	.556	25	1	18	8	10	2	0	0	2	.667	3	0	5	0	.619	0	0	0
2023	.133	28	7	15	2	2	0	0	0	7	.133	5	0	5	0	.333	1	1	3
Total	.364	53	8	33	10	12	2	0	0	9	.424	8	0	10	0	.476	1	1	3



UTILITY
**CAM
CONSTANTINE 29**

CLASS **R-Sophomore**
HOMETOWN **McKinney, Texas**
HIGH SCHOOL **McKinney North**

BATS
RIGHT

THROWS
RIGHT

HEIGHT
6'0"


WEIGHT
200

CAREERHIGHS

Hits: 1, Air Force, Apr 04, 2023 ; Abilene Christian, Apr 19, 2023
Total bases: 1, Air Force, Apr 04, 2023 ; Abilene Christian, Apr 19, 2023
RBI: 1, Manhattan, Mar 11, 2023 ; Central Arkansas, Mar 22, 2022
Runs scored: 1, Air Force, Apr 04, 2023 ; Abilene Christian, Apr 19, 2023 ; Manhattan, Mar 12, 2023
Walks: 1, 5 times
Hit by pitch: 1, at Citadel, Mar 16, 2022
Struck out: 1, 11 times
Sac flies: 1 [t-4th], Manhattan, Mar 11, 2023 ; Central Arkansas, Mar 22, 2022
At bats: 3, Air Force, Apr 04, 2023 ; New Orleans, Mar 19, 2023
Stolen bases: 1, Manhattan, Mar 12, 2023
Field chances: 8, Air Force, Apr 04, 2023
Putouts: 8, Air Force, Apr 04, 2023
Assists: 1, Sam Houston, Mar 07, 2023

CAREER STATISTICS

YEAR	AVG	GP	GS	AB	R	H	2B	3B	HR	RBI	SLG%	BB	HBP	SO	GDP	OB%	SF	SH	SB
2021	0	1	0	1	0	0	0	0	0	0	.000	0	0	1	0	0	0	0	0
2022	0	10	1	7	0	0	0	0	0	1	.000	0	1	4	0	.111	1	0	0
2023	.111	16	4	18	3	2	0	0	0	1	.111	5	0	8	0	.292	1	0	1
Total	.077	27	5	26	3	2	0	0	0	2	.077	5	1	13	0	.235	2	0	1



OUTFIELDER
**ERIC
KENNEDY 30**

CLASS **R-Senior**
HOMETOWN **Tampa, Fla.**
HIGH SCHOOL **Calvary Christian**

BATS
LEFT

THROWS
RIGHT

HEIGHT
5'11"

WEIGHT
203

CAREERHIGHS

Hits: 4 [t-3rd], 6 times
Doubles: 2 [t-1st], LSU, Mar 03, 2019
Triples: 1 [t-1st], 7 times
Home runs: 2 [t-2nd], North Dakota State, Mar 15, 2023 ; New Orleans, Mar 19, 2023 ; Kansas, May 20, 2022
Total bases: 10 [t-4th], New Orleans, Mar 19, 2023
RBI: 4, 4 times
Runs scored: 4 [t-1st], Rice, Feb 20, 2022
Walks: 3 [t-5th], 4 times
Hit by pitch: 3 [t-1st], Manhattan, Mar 11, 2023
Struck out: 3, 8 times
Sac flies: 1 [t-4th], 8 times
Sac bunts: 2 [t-1st], at Stanford, Mar 09, 2019
At bats: 7 [t-1st], at Texas Tech, Mar 26, 2022
Stolen bases: 3 [t-2nd], Abilene Christian, Mar 11, 2020
Caught stealing: 2 [1st], West Virginia, Apr 26, 2019
Field chances: 7, at TCU, May 09, 2021
Putouts: 7, at TCU, May 09, 2021
Assists: 1, 13 times

CAREER STATISTICS

YEAR	AVG	GP	GS	AB	R	H	2B	3B	HR	RBI	SLG%	BB	HBP	SO	GDP	OB%	SF	SH	SB
2019	.310	49	46	184	41	57	8	3	2	28	.418	21	1	23	3	.382	1	7	9
2020	.288	17	17	59	11	17	1	0	1	13	.356	9	1	12	0	.380	2	0	8
2021	.253	65	61	233	42	59	7	2	4	27	.352	21	8	58	1	.333	2	9	18
2022	.300	45	42	170	42	51	6	1	7	29	.471	20	5	31	3	.386	2	5	10
2023	.320	45	45	175	42	56	13	1	11	30	.594	14	9	44	1	.397	1	4	7
Total	.292	221	211	821	178	240	35	7	25	127	.443	85	24	168	8	.372	8	25	52



CATCHER
**GARRET
GUILLEMETTE 35**

CLASS **Junior**
HOMETOWN **Yorba Linda, Calif.**
PREVIOUS **USC**
HIGH SCHOOL **Servite**

BATS **RIGHT** THROWS **RIGHT** HEIGHT **6'1"** WEIGHT **215**

CAREER STATISTICS

YEAR	AVG	GP	GS	AB	R	H	2B	3B	HR	RBI	SLG%	BB	HBP	SO	GDP	OB%	SF	SH	SB
2023	.322	46	44	152	34	49	12	1	9	44	.592	26	6	31	4	.431	4	1	0
Total	.322	46	44	152	34	49	12	1	9	44	.592	26	6	31	4	.431	4	1	0

CAREER HIGHS

- Hits: 3, at Baylor, Apr 15, 2023
- Doubles: 1, 12 times
- Triples: 1 [t-1st], North Dakota State, Mar 15, 2023
- Home runs: 2 [t-2nd], UIW, Mar 21, 2023
- Total bases: 8, UIW, Mar 21, 2023
- RBI: 5 [t-5th], UIW, Mar 21, 2023
- Runs scored: 4 [t-1st], UIW, Mar 21, 2023
- Walks: 2, at Baylor, Apr 16, 2023 ; UIW, Mar 21, 2023 ; at Oklahoma State, Mar 31, 2023
- Hit by pitch: 2 [t-3rd], Manhattan, Mar 10, 2023
- Struck out: 4 [t-1st], at Texas State, Apr 10, 2023
- Sac flies: 1 [t-4th], at Baylor, Apr 16, 2023 ; Texas Southern, Apr 25, 2023 ; Indiana, Feb 24, 2023
- Sac bunts: 1 [t-4th], Texas Tech, Mar 24, 2023
- At bats: 6 [t-3rd], at Baylor, Apr 14, 2023
- Caught stealing: 1 [t-2nd], at Oklahoma State, Mar 31, 2023
- Field chances: 18 [3rd], LSU, Feb 28, 2023
- Putouts: 17 [3rd], LSU, Feb 28, 2023
- Assists: 3, Texas Southern, Apr 25, 2023 ; North Dakota State, Mar 14, 2023
- Runners CS: 2 [t-1st], Texas Southern, Apr 25, 2023 ; North Dakota State, Mar 14, 2023



CATCHER
**PRESTON
HOFFART 40**

CLASS **R-Junior**
HOMETOWN **Magnolia, Calif.**
PREVIOUS **Blinn**
HIGH SCHOOL **Magnolia**


BATS **RIGHT** THROWS **RIGHT** HEIGHT **5'11"** WEIGHT **195**

CAREER STATISTICS

YEAR	AVG	GP	GS	AB	R	H	2B	3B	HR	RBI	SLG%	BB	HBP	SO	GDP	OB%	SF	SH	SB
2023	0	4	0	2	0	0	0	0	0	1	.000	1	0	0	0	.250	1	0	0
Total	.000	4	0	2	0	0	0	0	0	1	.000	1	0	0	0	.250	1	0	0

CAREER HIGHS

- RBI: 1, Abilene Christian, Apr 19, 2023
- Walks: 1, Abilene Christian, Apr 19, 2023
- Sac flies: 1 [t-4th], Abilene Christian, Apr 19, 2023
- At bats: 1, A&M-Corpus Christi, Feb 21, 2023 ; New Orleans, Mar 18, 2023
- Field chances: 4, New Orleans, Mar 18, 2023
- Putouts: 4, New Orleans, Mar 18, 2023




RIGHT-HANDED PITCHER

**TANNER
WITT 11**

 CLASS R-Sophomore
 HOMETOWN Houston, Texas
 HIGH SCHOOL Episcopal
CAREER HIGHS
 Innings pitched: 6.0, Alabama, Feb 27, 2022
 Walks allowed: 3, vs Mississippi State, Jun 25, 2021
 Strikeouts: 9, Alabama, Feb 27, 2022
 Batters faced: 23, Alabama, Feb 27, 2022
 Field chances: 2, West Virginia, May 20, 2021
 Putouts: 2, West Virginia, May 20, 2021
 Assists: 1, 5 times
CAREER STATISTICS

YEAR	ERA	W	L	APP	GS	CG	SHO	SV	IP	H	R	ER	BB	SO	2B	3B	HR	BF	BAVG	WP	HBP	BK	SFA	SHA
2021	3.16	5	0	28	0	0	0	5	57.0	40	22	20	25	73	8	2	4	237	.194	4	4	0	1	1
2022	1.64	2	0	2	2	0	0	0	11.0	9	2	2	3	14	1	0	2	45	.220	0	0	0	0	1
2023	40.50	0	1	1	1	0	0	0	0.2	2	3	3	1	0	1	0	0	6	.500	0	1	0	0	0



LEFT-HANDED PITCHER

**CHASE
LUMMUS 24**

 CLASS R-Sophomore
 HOMETOWN Godley, Texas
 HIGH SCHOOL Godley
CAREER HIGHS
 Innings pitched: 5.0, Oklahoma, Apr 22, 2023
 Walks allowed: 2, Manhattan, Mar 12, 2023
 Strikeouts: 5, Oklahoma, Apr 22, 2023
 Batters faced: 20, Oklahoma, Apr 22, 2023
 Field chances: 2, Oklahoma, Apr 22, 2023
 Assists: 2, Oklahoma, Apr 22, 2023
CAREER STATISTICS

YEAR	ERA	W	L	APP	GS	CG	SHO	SV	IP	H	R	ER	BB	SO	2B	3B	HR	BF	BAVG	WP	HBP	BK	SFA	SHA
2023	5.02	1	1	9	0	0	0	0	14.1	12	8	8	3	11	0	1	3	60	.226	0	2	0	0	2
Total	5.02	1	1	9	0	0	0	0	14.1	12	8	8	3	11	0	1	3	60	.226	0	2	0	0	2



LEFT-HANDED PITCHER

**ACE
WHITEHEAD 28**

 CLASS Sophomore
 HOMETOWN Lampasas, Texas
 HIGH SCHOOL Lampasas
CAREER HIGHS
 Innings pitched: 4.0, Air Force, Apr 04, 2023 ; Texas State, Apr 11, 2023
 Walks allowed: 3, UIW, Mar 21, 2023
 Strikeouts: 3, Texas State, Apr 11, 2023 ; North Dakota State, Mar 15, 2023
 Batters faced: 17, Air Force, Apr 04, 2023 ; Texas State, Apr 11, 2023
 Field chances: 3, Manhattan, Mar 12, 2023
 Putouts: 3, Manhattan, Mar 12, 2023
 Assists: 1, Texas State, Apr 11, 2023 ; Mercer, Mar 08, 2023 ; North Dakota State, Mar 15, 2023
CAREER STATISTICS

YEAR	ERA	W	L	APP	GS	CG	SHO	SV	IP	H	R	ER	BB	SO	2B	3B	HR	BF	BAVG	WP	HBP	BK	SFA	SHA
2022	13.50	0	0	1	0	0	0	0	0.2	3	1	1	0	0	1	1	0	5	.600	0	0	0	0	0
2023	3.86	3	0	12	4	0	0	0	21.0	24	12	9	10	20	4	1	0	96	.289	1	1	0	1	1
Total	4.15	3	0	13	4	0	0	0	21.2	27	13	10	10	20	5	2	0	101	.307	1	1	0	1	1




RIGHT-HANDED PITCHER

**DJ
BURKE 31**

 CLASS Junior
 HOMETOWN San Antonio, Texas
 PREVIOUS San Jacinto
 HIGH SCHOOL Clark
CAREER HIGHS
 Innings pitched: 3.2, Kansas State, Apr 09, 2023
 Walks allowed: 2, Kansas State, Apr 09, 2023
 Strikeouts: 4, Kansas State, Apr 09, 2023
 Batters faced: 16, Kansas State, Apr 09, 2023
 Field chances: 3, at Baylor, Apr 15, 2023
 Putouts: 2, at Baylor, Apr 15, 2023
 Assists: 1, at Baylor, Apr 15, 2023 ; UIW, Mar 21, 2023
CAREER STATISTICS

YEAR	ERA	W	L	APP	GS	CG	SHO	SV	IP	H	R	ER	BB	SO	2B	3B	HR	BF	BAVG	WP	HBP	BK	SFA	SHA
2023	2.22	1	0	15	2	0	0	1	24.1	20	6	6	10	17	3	2	3	107	.217	2	5	1	0	0
Total	2.22	1	0	15	2	0	0	1	24.1	20	6	6	10	17	3	2	3	107	.217	2	5	1	0	0



RIGHT-HANDED PITCHER
CHARLIE HURLEY 32


CLASS Junior
HOMETOWN Sacramento, Calif.
PREVIOUS USC
HIGH SCHOOL Servite

CAREER HIGHS

Innings pitched: 5.1, North Dakota State, Mar 14, 2023
Walks allowed: 4 [t-7th], Kansas State, Apr 09, 2023
Strikeouts: 6, Indiana, Feb 26, 2023
Batters faced: 24, Kansas State, Apr 09, 2023
Field chances: 2, Kansas State, Apr 09, 2023 ; A&M-Corpus Christi, Feb 21, 2023 ; at Cal State Fullerton, Mar 04, 2023
Putouts: 2, A&M-Corpus Christi, Feb 21, 2023
Assists: 2, Kansas State, Apr 09, 2023
Runners CS: 2 [t-1st], Texas Southern, Apr 25, 2023

CAREER STATISTICS

YEAR	ERA	W	L	APP	GS	CG	SHO	SV	IP	H	R	ER	BB	SO	2B	3B	HR	BF	BAVG	WP	HBP	BK	SFA	SHA
2023	3.70	3	0	16	4	0	0	2	41.1	33	17	17	24	37	5	0	3	177	.226	5	4	0	3	0
Total	3.70	3	0	16	4	0	0	2	41.1	33	17	17	24	37	5	0	3	177	.226	5	4	0	3	0



RIGHT-HANDED PITCHER
KOBE MINCHEY 34


CLASS Freshman
HOMETOWN Jarrell, Texas
HIGH SCHOOL Home School

CAREER HIGHS

Innings pitched: 3.0, at Texas State, Apr 10, 2023 ; Abilene Christian, Apr 19, 2023
Walks allowed: 3, Oklahoma, Apr 22, 2023
Strikeouts: 4, at Texas State, Apr 10, 2023
Batters faced: 14, at Texas State, Apr 10, 2023
Field chances: 1, Abilene Christian, Apr 19, 2023
Assists: 1, Abilene Christian, Apr 19, 2023
Runners CS: 1, Abilene Christian, Apr 19, 2023

CAREER STATISTICS

YEAR	ERA	W	L	APP	GS	CG	SHO	SV	IP	H	R	ER	BB	SO	2B	3B	HR	BF	BAVG	WP	HBP	BK	SFA	SHA
2023	4.82	2	1	5	3	0	0	0	9.1	8	5	5	6	9	1	1	0	44	.235	2	4	0	0	0
Total	4.82	2	1	5	3	0	0	0	9.1	8	5	5	6	9	1	1	0	44	.235	2	4	0	0	0



LEFT-HANDED PITCHER
DAVID SHAW 36


CLASS Sophomore
HOMETOWN Houston, Texas
PREVIOUS Rice
HIGH SCHOOL Kinkaid

CAREER HIGHS

Innings pitched: 3.0, New Orleans, Mar 19, 2023
Walks allowed: 2, North Dakota State, Mar 15, 2023 ; Texas Tech, Mar 25, 2023
Strikeouts: 3, 4 times
Batters faced: 11, Manhattan, Mar 11, 2023 ; Texas Tech, Mar 25, 2023
Field chances: 2, Oklahoma, Apr 22, 2023
Putouts: 1, 4 times
Assists: 1, Oklahoma, Apr 21, 2023 ; Oklahoma, Apr 22, 2023
Runners CS: 1, at Oklahoma State, Apr 02, 2023

CAREER STATISTICS

YEAR	ERA	W	L	APP	GS	CG	SHO	SV	IP	H	R	ER	BB	SO	2B	3B	HR	BF	BAVG	WP	HBP	BK	SFA	SHA
2023	1.80	2	2	19	0	0	0	1	25.0	16	7	5	9	27	5	1	0	102	.184	2	5	2	0	1
Total	1.80	2	2	19	0	0	0	1	25.0	16	7	5	9	27	5	1	0	102	.184	2	5	2	0	1



RIGHT-HANDED PITCHER
ZANE MOREHOUSE 37


CLASS R-Junior
HOMETOWN Dawson, Texas
PREVIOUS Bossier/Dyersburg
HIGH SCHOOL Dawson

CAREER HIGHS

Innings pitched: 5.2, at UTRGV, Apr 26, 2022
Walks allowed: 3, Stephen F. Austin, Apr 12, 2022 ; Oklahoma, Apr 22, 2023 ; at Cal State Fullerton, Mar 04, 2023
Strikeouts: 6, at UTRGV, Apr 26, 2022
Batters faced: 23, vs Missouri, Feb 18, 2023
Field chances: 4, vs Missouri, Feb 18, 2023
Putouts: 1, Baylor, Apr 22, 2022 ; Indiana, Feb 25, 2023
Assists: 3, vs Missouri, Feb 18, 2023
Runners CS: 1, 4 times

CAREER STATISTICS

YEAR	ERA	W	L	APP	GS	CG	SHO	SV	IP	H	R	ER	BB	SO	2B	3B	HR	BF	BAVG	WP	HBP	BK	SFA	SHA
2022	6.00	3	1	20	6	0	0	0	39.0	39	27	26	16	43	8	1	4	170	.264	4	6	0	0	0
2023	6.51	4	2	20	4	0	0	5	37.1	41	28	27	21	42	7	1	1	175	.293	7	8	0	5	1
Total	6.25	7	3	40	10	0	0	5	76.1	80	55	53	37	85	15	2	5	345	.278	11	14	0	5	1



RIGHT-HANDED PITCHER

MAX GRUBBS 38

CLASS Freshman
HOMETOWN Arlington, Texas
HIGH SCHOOL Martin

CAREER HIGHS

Innings pitched: 2.0, Mercer, Mar 08, 2023
Walks allowed: 1, North Dakota State, Mar 15, 2023
Strikeouts: 2, North Dakota State, Mar 15, 2023
Batters faced: 9, Texas State, Apr 11, 2023
Field chances: 2, North Dakota State, Mar 15, 2023
Assists: 1, Mercer, Mar 08, 2023 ; Manhattan, Mar 11, 2023 ; North Dakota State, Mar 15, 2023

CAREER STATISTICS

YEAR	ERA	W	L	APP	GS	CG	SHO	SV	IP	H	R	ER	BB	SO	2B	3B	HR	BF	BAVG	WP	HBP	BK	SFA	SHA
2023	9.95	1	0	5	0	0	0	0	6.1	11	9	7	1	4	4	0	1	33	.355	1	1	0	0	0
Total	9.95	1	0	5	0	0	0	0	6.1	11	9	7	1	4	4	0	1	33	.355	1	1	0	0	0



RIGHT-HANDED PITCHER

TRAVIS STHELE 39

CLASS R-Sophomore
HOMETOWN San Antonio, Texas
HIGH SCHOOL Reagan

CAREER HIGHS

Innings pitched: 6.0, New Orleans, Mar 18, 2023
Walks allowed: 8 [1st], at Baylor, Apr 16, 2023
Strikeouts: 9, New Orleans, Mar 18, 2023
Batters faced: 23, at Oklahoma State, Apr 01, 2023 ; Manhattan, Mar 12, 2023
Field chances: 2, 4 times
Putouts: 1, Kansas State, Apr 08, 2023 ; Air Force, Apr 20, 2022
Assists: 2, at Oklahoma State, Apr 01, 2023 ; New Orleans, Mar 18, 2023
Runners CS: 1, 5 times

CAREER STATISTICS

YEAR	ERA	W	L	APP	GS	CG	SHO	SV	IP	H	R	ER	BB	SO	2B	3B	HR	BF	BAVG	WP	HBP	BK	SFA	SHA
2022	6.03	3	1	21	3	0	0	0	34.1	34	23	23	19	32	5	2	5	155	.264	3	6	1	1	0
2023	5.31	2	4	10	10	0	0	0	42.1	43	34	25	21	42	10	2	3	195	.257	5	3	1	2	2
Total	5.63	5	5	31	13	0	0	0	76.2	77	57	48	40	74	15	4	8	350	.260	8	9	2	3	2



RIGHT-HANDED PITCHER

CODY HOWARD 41


CLASS R-Freshman
HOMETOWN The Woodlands, Texas
HIGH SCHOOL The Woodlands

CAREER HIGHS

Innings pitched: 2.0, Manhattan, Mar 12, 2023 ; North Dakota State, Mar 15, 2023
Walks allowed: 2, Texas Tech, Mar 26, 2023
Strikeouts: 3, Manhattan, Mar 12, 2023 ; North Dakota State, Mar 15, 2023
Batters faced: 8, Manhattan, Mar 12, 2023 ; North Dakota State, Mar 15, 2023
Field chances: 2, Manhattan, Mar 12, 2023
Putouts: 1, Manhattan, Mar 12, 2023
Assists: 1, Manhattan, Mar 12, 2023

CAREER STATISTICS

YEAR	ERA	W	L	APP	GS	CG	SHO	SV	IP	H	R	ER	BB	SO	2B	3B	HR	BF	BAVG	WP	HBP	BK	SFA	SHA
2023	5.14	1	0	7	0	0	0	0	7.0	10	4	4	6	9	2	0	0	37	.323	1	0	0	0	0
Total	5.14	1	0	7	0	0	0	0	7.0	10	4	4	6	9	2	0	0	37	.323	1	0	0	0	0



LEFT-HANDED PITCHER

CHRIS STUART 42

CLASS Junior
HOMETOWN Amsterdam, Netherlands
PREVIOUS San Jacinto
HIGH SCHOOL Calandlyceum

CAREER HIGHS

Innings pitched: 2.1, Indiana, Feb 24, 2023
Walks allowed: 2, 5 times
Strikeouts: 4, at Texas State, Apr 10, 2023
Batters faced: 8, 4 times

CAREER STATISTICS

YEAR	ERA	W	L	APP	GS	CG	SHO	SV	IP	H	R	ER	BB	SO	2B	3B	HR	BF	BAVG	WP	HBP	BK	SFA	SHA
2023	7.20	1	1	15	0	0	0	0	15.0	11	12	12	14	18	4	1	1	74	.204	2	5	0	1	0
Total	7.20	1	1	15	0	0	0	0	15.0	11	12	12	14	18	4	1	1	74	.204	2	5	0	1	0



RIGHT-HANDED PITCHER
**HESTON
TOLE 45**

CLASS **Junior**
HOMETOWN **Wichita Falls, Texas**
PREVIOUS **Arkansas**
HIGH SCHOOL **IMG Academy**

CAREER HIGHS

Innings pitched: 4.2, at Baylor, Apr 15, 2023
Walks allowed: 3, at Baylor, Apr 15, 2023
Strikeouts: 7, Manhattan, Mar 11, 2023
Batters faced: 18, at Baylor, Apr 15, 2023
Field chances: 2, at Baylor, Apr 15, 2023
Assists: 2, at Baylor, Apr 15, 2023

CAREER STATISTICS

YEAR	ERA	W	L	APP	GS	CG	SHO	SV	IP	H	R	ER	BB	SO	2B	3B	HR	BF	BAVG	WP	HBP	BK	SFA	SHA
2023	2.01	0	0	17	0	0	0	1	22.1	16	5	5	11	20	3	0	0	91	.203	0	1	0	0	0
Total	2.01	0	0	17	0	0	0	1	22.1	16	5	5	11	20	3	0	0	91	.203	0	1	0	0	0



LEFT-HANDED PITCHER
**SAM
WALBRIDGE 47**


CLASS **R-Junior**
HOMETOWN **San Antonio, Texas**
HIGH SCHOOL **Saint Mary's Hall**

CAREER HIGHS

Innings pitched: 2.0, Mercer, Mar 08, 2023 ; New Orleans, Mar 18, 2023
Walks allowed: 2, at Baylor, Apr 14, 2023
Strikeouts: 4, New Orleans, Mar 18, 2023
Batters faced: 10, Mercer, Mar 08, 2023
Field chances: 1, at Oklahoma State, Apr 01, 2023 ; vs Missouri, Mar 01, 2020
Putouts: 1, vs Missouri, Mar 01, 2020
Assists: 1, at Oklahoma State, Apr 01, 2023
Runners CS: 1, at Citadel, Mar 16, 2022

CAREER STATISTICS

YEAR	ERA	W	L	APP	GS	CG	SHO	SV	IP	H	R	ER	BB	SO	2B	3B	HR	BF	BAVG	WP	HBP	BK	SFA	SHA
2020	0.00	0	0	6	0	0	0	0	3.1	3	0	0	3	4	0	0	0	18	.231	1	2	0	0	0
2021	9.00	0	0	3	0	0	0	0	2.0	3	2	2	0	4	2	0	0	11	.300	0	1	0	0	0
2022	0.00	0	0	3	0	0	0	0	1.1	1	0	0	1	0	0	0	0	5	.250	0	0	0	0	0
2023	8.64	0	1	8	0	0	0	0	8.1	11	8	8	6	9	4	0	1	41	.333	1	1	0	1	0
Total	6.00	0	1	20	0	0	0	0	15.0	18	10	10	10	17	6	0	1	75	.300	2	4	0	1	0



RIGHT-HANDED PITCHER
**CAMERON
O'BANAN 48**

CLASS **R-Freshman**
HOMETOWN **Dripping Springs, Texas**
HIGH SCHOOL **Dripping Springs**

CAREER HIGHS

Innings pitched: 0.2, Texas State, Apr 11, 2023
Walks allowed: 1, Texas State, Apr 11, 2023
Strikeouts: 2, Texas State, Apr 11, 2023
Batters faced: 5, Texas State, Apr 11, 2023

CAREER STATISTICS

YEAR	ERA	W	L	APP	GS	CG	SHO	SV	IP	H	R	ER	BB	SO	2B	3B	HR	BF	BAVG	WP	HBP	BK	SFA	SHA
2023	40.50	0	1	1	0	0	0	0	0.2	2	3	3	1	2	0	0	0	5	.500	0	0	0	0	0
Total	40.50	0	1	1	0	0	0	0	0.2	2	3	3	1	2	0	0	0	5	.500	0	0	0	0	0



RIGHT-HANDED PITCHER
**LEBARRON
JOHNSON JR. 57**


CLASS **R-Sophomore**
HOMETOWN **Jacksonville, Fla.**
HIGH SCHOOL **Paxon School**

CAREER HIGHS

Innings pitched: 6.1, at TCU, Apr 30, 2023
Walks allowed: 5 [t-3rd], at Oklahoma State, Apr 02, 2023
Strikeouts: 9, LSU, Feb 28, 2023
Batters faced: 27, Sam Houston, Mar 07, 2023
Field chances: 2, Oklahoma, Apr 22, 2023 ; at TCU, Apr 30, 2023
Putouts: 1, at TCU, Apr 30, 2023 ; A&M-Corpus Christi, Feb 21, 2023 ; Sam Houston, Mar 07, 2023
Assists: 1, 7 times
Runners CS: 2 [t-1st], at Baylor, Apr 16, 2023

CAREER STATISTICS

YEAR	ERA	W	L	APP	GS	CG	SHO	SV	IP	H	R	ER	BB	SO	2B	3B	HR	BF	BAVG	WP	HBP	BK	SFA	SHA
2022	3.18	0	1	18	0	0	0	0	17.0	12	9	6	11	21	3	0	1	74	.194	6	1	0	0	0
2023	2.70	4	2	14	7	0	0	1	50.0	36	18	15	27	56	6	0	3	207	.208	12	3	1	3	1
Total	2.82	4	3	32	7	0	0	1	67.0	48	27	21	38	77	9	0	4	281	.204	18	4	1	3	1



RIGHT-HANDED PITCHER
**PIERCE
GEORGE 58**
CLASS **Junior**
HOMETOWN **Wichita Falls, Texas**
PREVIOUS **Arkansas**
HIGH SCHOOL **IMG Academy**

- CAREER HIGHS**
Innings pitched: 1.0, Texas Southern, Apr 25, 2023
Walks allowed: 2, Texas Southern, Apr 25, 2023
Strikeouts: 1, vs Vanderbilt, Feb 19, 2023
Batters faced: 6, vs Vanderbilt, Feb 19, 2023
Runners CS: 1, Texas Southern, Apr 25, 2023

CAREER STATISTICS

YEAR	ERA	W	L	APP	GS	CG	SHO	SV	IP	H	R	ER	BB	SO	2B	3B	HR	BF	BAVG	WP	HBP	BK	SFA	SHA
2023	13.50	0	0	3	0	0	0	0	2.0	2	3	3	4	1	1	0	0	11	.333	1	1	0	0	0
Total	13.50	0	0	3	0	0	0	0	2.0	2	3	3	4	1	1	0	0	11	.333	1	1	0	0	0



RIGHT-HANDED PITCHER
**ANDRE
DUPLANTIER II 88**
CLASS **R-Sophomore**
HOMETOWN **Humble, Texas**
HIGH SCHOOL **Summer Creek**

- CAREER HIGHS**
Innings pitched: 6.0, at Sam Houston, Mar 01, 2022
Walks allowed: 3, Indiana, Feb 25, 2023
Strikeouts: 3, 6 times
Batters faced: 23, at Texas State, Mar 08, 2022
Field chances: 8, Abilene Christian, Mar 11, 2020
Putouts: 7, Abilene Christian, Mar 11, 2020
Assists: 1, 5 times
Runners CS: 1, at A&M-Corpus Christi, Feb 22, 2022 ; at Sam Houston, Mar 01, 2022

CAREER STATISTICS

YEAR	ERA	W	L	APP	GS	CG	SHO	SV	IP	H	R	ER	BB	SO	2B	3B	HR	BF	BAVG	WP	HBP	BK	SFA	SHA
2020	2.00	0	0	8	0	0	0	3	9.0	4	2	2	3	13	2	0	0	35	.129	0	1	0	0	0
2022	5.93	3	1	17	6	0	0	0	30.1	28	21	20	17	25	2	0	6	141	.248	1	8	1	1	2
2023	2.77	0	0	15	0	0	0	0	13.0	13	7	4	8	12	3	0	1	61	.271	3	3	0	1	1
Total	4.47	3	1	40	6	0	0	3	52.1	45	30	26	28	50	7	0	7	237	.234	4	12	1	2	3

2023 TEAM GAME-BY-GAME HITTING

#	GAME	AB	R	H	RBI	2B	3B	HR	TB	BB	IBB	SB	CS	HBP	SAC	SF	GDP	K	PO	A	E	LOB	Avg
1	2/17 vs. #8 Arkansas^	30	2	5	1	1	0	1	9	2	0	2	0	0	1	0	2	13	27	8	1	4	.167
2	2/18 vs. Missouri^	32	5	5	3	1	0	0	6	8	0	2	0	1	1	0	0	10	25	5	2	10	.161
3	2/19 vs. #10 Vanderbilt^	30	2	3	2	1	0	1	7	4	0	0	0	0	0	0	0	12	27	11	5	5	.141
4	2/21 vs. A&M-Corpus Christi	37	12	17	9	2	2	1	26	6	0	2	0	0	0	1	2	7	27	8	0	8	.233
5	2/24 vs. Indiana	27	4	8	4	2	0	1	13	4	0	1	1	0	2	1	0	3	27	7	0	6	.244
6	2/25 vs. Indiana	28	5	4	3	1	0	0	5	6	0	0	0	1	0	1	0	3	27	11	1	7	.228
7	2/26 vs. Indiana	30	2	6	2	2	0	1	11	1	0	0	3	0	0	0	0	9	27	13	2	2	.224
8	2/28 vs. #1 LSU	29	0	4	0	1	0	0	5	4	1	0	0	0	0	0	1	8	27	7	1	6	.214
9	3/3 at Cal State Fullerton	35	5	10	3	1	0	1	14	2	0	1	0	0	0	0	2	9	24	8	0	5	.223
10	3/4 at Cal State Fullerton	33	4	8	3	2	1	2	18	7	0	0	0	0	0	0	1	14	27	11	1	9	.225
11	3/5 at Cal State Fullerton	46	4	14	4	3	0	2	23	2	0	0	1	1	0	0	0	10	32	7	0	12	.235
12	3/7 vs. Sam Houston	35	7	11	7	1	0	1	15	1	0	0	0	2	0	0	0	2	27	11	2	7	.242
13	3/8 vs. Mercer	36	11	15	10	3	0	1	21	6	0	2	1	0	1	0	0	5	27	17	1	8	.257
14	3/10 vs. Manhattan	37	8	10	6	2	0	0	12	5	0	2	0	2	1	0	0	6	27	7	0	13	.258
15	3/11 vs. Manhattan	31	10	9	10	3	0	0	12	10	0	3	1	3	0	1	0	4	27	7	1	11	.260
16	3/12 vs. Manhattan	41	16	15	14	7	0	1	25	6	0	4	0	1	0	0	0	4	27	9	1	8	.268
17	3/14 vs. North Dakota State	29	7	8	7	2	0	0	10	11	0	2	1	0	2	0	0	2	27	13	0	11	.269
18	3/15 vs. North Dakota State	32	7	10	6	0	1	3	21	3	0	1	0	0	2	0	0	5	27	9	1	6	.271
19	3/17 vs. New Orleans	31	3	9	2	0	0	0	9	4	0	1	0	0	0	0	1	4	27	10	1	8	.272
20	3/18 vs. New Orleans	36	15	12	14	2	0	3	23	6	0	0	0	1	0	0	0	9	27	7	1	4	.275
21	3/19 vs. New Orleans	32	9	10	9	3	0	4	25	7	0	0	0	1	2	1	0	7	27	9	1	10	.277
22	3/21 vs. Incarnate Word	40	17	15	16	2	0	5	32	6	0	1	0	2	0	0	0	4	27	11	1	8	.282
23	3/24 vs. #14 Texas Tech*	27	6	7	6	3	0	1	13	4	1	0	0	0	2	2	0	2	27	10	0	5	.281
24	3/25 vs. #14 Texas Tech*	28	6	8	5	3	0	1	14	2	0	2	2	1	0	1	0	8	27	8	0	2	.282
25	3/26 vs. #14 Texas Tech*	32	9	13	9	0	0	5	28	7	0	1	1	0	1	0	3	6	27	12	0	7	.286
26	3/28 at Texas A&M	41	5	15	5	1	0	0	16	5	0	2	1	1	0	0	0	13	27	14	3	15	.290
27	3/31 at #17 Oklahoma State*	35	5	10	5	2	1	2	20	4	0	1	2	0	0	0	0	8	27	12	1	7	.290
28	4/1 at #17 Oklahoma State*	31	1	4	1	1	1	0	7	3	0	1	1	1	0	0	0	14	24	10	0	7	.285
29	4/2 at #17 Oklahoma State*	30	3	5	3	0	0	1	8	4	0	1	0	1	0	0	2	13	25	9	0	5	.281
30	4/4 vs. Air Force	32	7	9	7	1	1	3	21	5	0	1	0	0	0	1	0	3	27	6	0	7	.281
31	4/7 vs. Kansas State*	33	6	10	6	4	1	0	16	1	0	0	0	0	0	1	0	12	27	11	1	5	.282
32	4/8 vs. Kansas State*	33	5	7	5	1	0	1	11	4	0	0	1	0	0	0	0	11	27	8	0	5	.280
33	4/9 vs. Kansas State*	35	8	12	8	6	0	2	24	5	1	2	0	1	1	0	0	7	27	9	0	10	.282
34	4/10 at Texas State	32	5	7	5	3	0	0	10	7	1	2	0	1	2	0	0	11	27	5	0	10	.280
35	4/11 vs. Texas State	36	3	9	3	2	0	2	17	1	0	0	0	0	0	0	0	13	27	7	0	7	.279
36	4/14 at Baylor*	43	11	15	10	2	1	0	19	4	0	2	1	2	1	0	0	8	27	9	0	12	.281
37	4/15 at Baylor*	39	9	13	9	2	0	0	15	7	0	1	0	0	0	0	0	6	26	11	0	10	.283
38	4/16 at Baylor*	37	7	10	7	2	0	1	15	5	1	1	0	1	1	1	0	11	27	13	1	11	.283
39	4/19 vs. Abilene Christian	27	20	12	18	2	1	2	22	11	0	1	0	2	0	2	1	4	21	11	0	4	.286
40	4/21 vs. Oklahoma*	29	1	6	1	0	1	0	8	4	0	0	0	0	2	0	2	2	27	7	0	7	.284
41	4/22 vs. Oklahoma*	36	6	11	6	3	0	1	17	2	0	0	0	1	0	0	1	8	27	10	1	6	.285
42	4/22 vs. Oklahoma*	31	4	6	4	1	0	1	10	4	0	0	0	1	1	2	1	10	27	9	3	9	.283
43	4/25 vs. Texas Southern	33	18	18	17	10	0	2	34	9	0	2	0	2	0	3	0	7	21	15	0	11	.289
44	4/29 at TCU*	35	8	11	8	3	0	5	29	7	0	3	1	0	1	1	0	14	27	10	1	9	.289
45	4/30 at TCU*	29	3	5	3	1	0	0	6	3	0	2	0	1	1	1	0	6	27	11	0	5	.287
46	5/1 at TCU*	38	7	12	7	0	0	2	18	3	0	2	1	0	0	0	0	9	24	11	0	7	.288
47	5/5 at Kansas*																						
48	5/6 at Kansas*																						
49	5/7 at Kansas*																						
50	5/9 vs. UT Arlington																						
51	5/12 vs. San Jose State																						
52	5/13 vs. San Jose State																						
53	5/14 vs. San Jose State																						
54	5/18 vs. West Virginia*																						
55	5/19 vs. West Virginia*																						
56	5/20 vs. West Virginia*																						

*Big 12 Conference game | ^ Globe Life Field

2023 TEAM GAME-BY-GAME PITCHING

#	GAME	IP	H	R	ER	BB	SO	2B	3B	HR	WP	BK	HBP	DP	IBB	Score	W	L	SV	ERA
1	2/17 vs. #8 Arkansas^	9.0	8	3	3	4	12	2	0	0	1	0	1	2	0	2-3	0	1	0	3.00
2	2/18 vs. Missouri^	8.1	14	6	5	2	12	2	0	2	1	0	1	0	0	5-6	0	2	0	4.15
3	2/19 vs. #10 Vanderbilt^	9.0	11	12	4	2	8	3	2	1	0	0	2	0	0	2-12	0	3	0	4.10
4	2/21 vs. A&M-Corpus Christi	9.0	6	2	2	3	13	1	0	1	1	0	0	0	0	12-2	1	3	0	3.57
5	2/24 vs. Indiana	9.0	7	2	2	5	8	1	0	0	0	0	1	2	0	4-2	2	3	0	3.25
6	2/25 vs. Indiana	9.0	2	2	2	6	7	0	0	0	0	0	3	2	0	5-2	3	3	1	3.04
7	2/26 vs. Indiana	9.0	8	4	4	0	12	1	0	0	0	1	0	0	0	2-4	3	4	1	3.18
8	2/28 vs. #1 LSU	9.0	4	3	3	7	16	1	0	1	0	1	1	0	0	0-3	3	5	1	3.15
9	3/3 at Cal State Fullerton	8.0	8	6	5	5	8	5	0	0	3	0	4	1	0	5-6	3	6	1	3.40
10	3/4 at Cal State Fullerton	9.0	8	2	2	3	6	4	0	0	2	0	0	1	0	4-2	4	6	2	3.26
11	3/5 at Cal State Fullerton	10.2	8	5	5	7	12	0	0	0	2	0	3	1	1	4-5	4	7	2	3.36
12	3/7 vs. Sam Houston	9.0	9	5	3	1	4	2	0	1	1	0	0	2	0	7-5	5	7	3	3.33
13	3/8 vs. Mercer	9.0	7	3	3	3	6	2	0	0	0	0	2	2	0	11-3	6	7	3	3.31
14	3/10 vs. Manhattan	9.0	2	1	1	6	11	0	0	1	0	0	0	1	0	8-1	7	7	3	3.14
15	3/11 vs. Manhattan	9.0	13	4	2	2	16	3	0	0	1	0	2	0	0	10-4	8	7	4	3.07
16	3/12 vs. Manhattan	9.0	10	6	6	4	9	3	0	1	1	0	0	0	0	16-6	9	7	4	3.25
17	3/14 vs. North Dakota State	9.0	7	2	2	4	9	2	0	0	3	0	1	0	0	7-2	10	7	4	3.18
18	3/15 vs. North Dakota State	9.0	9	4	2	5	14	4	0	0	1	0	2	1	0	7-4	11	7	5	3.11
19	3/17 vs. New Orleans	9.0	4	1	0	1	10	1	0	0	0	0	2	0	0	3-1	12	7	6	2.95
20	3/18 vs. New Orleans	9.0	5	1	0	1	14	2	0	0	1	0	0	0	0	15-1	13	7	6	2.80
21	3/19 vs. New Orleans	9.0	2	3	3	4	6	0	1	0	2	0	0	0	0	9-3	14	7	6	2.81
22	3/21 vs. Incarnate Word	9.0	13	11	11	7	9	1	0	1	1	0	0	1	0	17-11	15	7	6	3.18
23	3/24 vs. #14 Texas Tech*	9.0	6	2	2	3	12	2	0	1	0	0	0	0	0	6-2	16	7	6	3.13
24	3/25 vs. #14 Texas Tech*	9.0	8	5	5	8	8	1	0	1	3	0	0	1	0	6-5	17	7	6	3.21
25	3/26 vs. #14 Texas Tech*	9.0	11	8	8	7	7	1	1	1	0	0	3	3	0	9-8	18	7	6	3.40
26	3/28 at Texas A&M	9.0	6	2	2	3	8	1	1	0	2	1	1	2	0	5-2	19	7	7	3.35
27	3/31 at #17 Oklahoma State*	9.0	8	3	3	2	6	3	0	2	0	0	0	0	0	5-3	20	7	8	3.33
28	4/1 at #17 Oklahoma State*	8.0	8	4	4	2	8	3	0	0	2	0	1	1	0	1-4	20	8	8	3.37
29	4/2 at #17 Oklahoma State*	8.1	10	4	4	8	8	1	0	1	1	0	0	1	0	3-4	20	9	8	3.40
30	4/4 vs. Air Force	9.0	4	1	1	5	3	0	0	0	0	0	0	0	0	7-1	21	9	8	3.32
31	4/7 vs. Kansas State*	9.0	4	5	2	5	10	0	1	0	0	0	3	0	0	6-5	22	9	9	3.28
32	4/8 vs. Kansas State*	9.0	12	6	6	3	12	2	0	1	1	0	1	1	0	5-6	22	10	9	3.36
33	4/9 vs. Kansas State*	9.0	6	2	2	7	7	1	1	1	0	1	2	0	0	8-2	23	10	9	3.32
34	4/10 at Texas State	9.0	6	2	2	4	11	2	1	0	0	0	2	1	0	5-2	24	10	9	3.28
35	4/11 vs. Texas State	9.0	13	9	9	2	10	4	0	0	1	0	2	0	0	3-9	24	11	9	3.45
36	4/14 at Baylor*	9.0	12	9	9	4	7	6	0	3	0	0	1	1	0	11-9	25	11	9	3.60
37	4/15 at Baylor*	8.2	9	10	10	10	5	1	0	0	4	0	3	1	0	9-10	25	12	9	3.78
38	4/16 at Baylor*	9.0	5	6	3	12	7	1	0	0	1	0	2	2	0	7-6	26	12	10	3.76
39	4/19 vs. Abilene Christian	7.0	2	0	0	5	6	1	0	0	1	0	1	1	0	20-0	27	12	10	3.68
40	4/21 vs. Oklahoma*	9.0	7	2	2	4	11	1	0	0	0	0	1	1	0	1-2	27	13	10	3.64
41	4/22 vs. Oklahoma*	9.0	7	9	9	8	8	0	0	0	2	0	1	0	0	6-9	27	14	10	3.77
42	4/22 vs. Oklahoma*	9.0	7	6	5	8	10	0	1	1	2	1	1	1	0	4-6	27	15	10	3.80
43	4/25 vs. Texas Southern	7.0	8	3	3	6	6	3	0	0	4	0	1	2	0	18-3	28	15	10	3.80
44	4/29 at TCU*	9.0	6	4	4	1	5	2	0	2	0	0	1	0	0	8-4	29	15	10	3.81
45	4/30 at TCU*	9.0	7	2	2	1	7	1	1	0	0	0	1	1	0	3-2	30	15	11	3.77
46	5/1 at TCU*	8.0	19	15	15	6	4	1	0	2	1	0	2	1	0	7-15	30	16	11	4.02
47	5/5 at Kansas*																			
48	5/6 at Kansas*																			
49	5/7 at Kansas*																			
50	5/9 vs. UT Arlington																			
51	5/12 vs. San Jose State																			
52	5/13 vs. San Jose State																			
53	5/14 vs. San Jose State																			
54	5/18 vs. West Virginia*																			
55	5/19 vs. West Virginia*																			
56	5/20 vs. West Virginia*																			

*Big 12 Conference game | ^ Globe Life Field

2023 SCHEDULE & RESULTS

#	GAME	FINAL	WP	LP	SAVE	W-L	BIG 12 W-L	ATT.	HOME TOT.	TIME
1	2/17 vs. #8 Arkansas^	L, 3-2	Adcock (1-0)	Johnson (0-1)	Tygart (1)	0-1	0-0	15,721	-	3:14
2	2/18 vs. Missouri^	L, 6-5	Maltrud (1-0)	Walbridge (0-1)	-	0-2	0-0	20,295	-	3:23
3	2/19 vs. #10 Vanderbilt^	L, 12-2	Futrell (1-0)	Sthele (0-1)	Cunningham (1)	0-3	0-0	16,100	-	2:49
4	2/21 vs. A&M-Corpus Christi	W, 12-2	Johnson (1-1)	Garcia (0-1)	-	1-3	0-0	6,388	6,388	3:05
5	2/24 vs. Indiana	W, 4-2	Stuart (1-0)	Levy (0-1)	-	2-3	0-0	6,573	12,961	2:46
6	2/25 vs. Indiana	W, 5-2	Morehouse (1-0)	Kraft (0-1)	Burke (1)	3-3	0-0	6,851	19,812	2:46
7	2/26 vs. Indiana	L, 4-2	Sinnard (2-0)	Sthele (0-2)	Kraft (1)	3-4	0-0	6,748	26,560	2:41
8	2/28 vs. #1 LSU	L, 3-0	Ackenhausen (1-0)	Stuart (1-1)	Little (1)	3-5	0-0	7,641	34,201	2:58
9	3/3 at Cal State Fullerton	L, 6-5	Flynn (2-0)	Shaw (0-1)	-	3-6	0-0	1,364	34,201	2:56
10	3/4 at Cal State Fullerton	W, 4-2	Morehouse (2-0)	Hinkel (0-2)	Hurley (1)	4-6	0-0	1,708	34,201	3:00
11	3/5 at Cal State Fullerton	L, 5-4 (11)	Tomczak (1-0)	Lummus (0-1)	-	4-7	0-0	1,448	34,201	3:49
12	3/7 vs. Sam Houston	W, 7-5	Johnson (2-1)	Shubert (0-2)	Hurley (2)	5-7	0-0	6,527	40,728	2:31
13	3/8 vs. Mercer	W, 11-3	Whitehead (1-0)	Thomas (0-1)	-	6-7	0-0	6,441	47,169	2:54
14	3/10 vs. Manhattan	W, 8-1	Gordon (1-0)	Hesslink (0-4)	-	7-7	0-0	6,471	53,640	2:48
15	3/11 vs. Manhattan	W, 10-4	Grubbs (1-0)	Fagler (1-3)	Tole (1)	8-7	0-0	6,548	60,188	3:14
16	3/12 vs. Manhattan	W, 16-6	Sthele (1-2)	O'Neill (0-3)	-	9-7	0-0	6,752	66,940	3:05
17	3/14 vs. North Dakota State	W, 7-2	Hurley (1-0)	Jacobs (0-3)	-	10-7	0-0	6,457	73,397	3:00
18	3/15 vs. North Dakota State	W, 7-4	Howard (1-0)	Danielson (0-3)	Morehouse (1)	11-7	0-0	6,522	79,919	3:13
19	3/17 vs. New Orleans	W, 3-1	Gordon (2-0)	LeBlanc (2-2)	Morehouse (2)	12-7	0-0	6,290	86,209	2:21
20	3/18 vs. New Orleans	W, 15-1	Sthele (2-2)	Mitchell (3-2)	-	13-7	0-0	6,520	92,729	3:00
21	3/19 vs. New Orleans	W, 9-3	Shaw (1-1)	Horton (2-2)	-	14-7	0-0	6,347	99,076	2:59
22	3/21 vs. Incarnate Word	W, 17-11	Hurley (2-0)	Higdon (0-2)	-	15-7	0-0	6,182	105,258	3:32
23	3/24 vs. #14 Texas Tech*	W, 6-2	Morehouse (3-0)	Free (2-2)	-	16-7	1-0	6,654	111,912	2:40
24	3/25 vs. #14 Texas Tech*	W, 6-5	Morehouse (4-0)	Devine (1-2)	-	17-7	2-0	7,123	119,035	3:20
25	3/26 vs. #14 Texas Tech*	W, 9-8	Whitehead (2-0)	Lysik (0-1)	-	18-7	3-0	6,744	125,779	3:23
26	3/28 at Texas A&M	W, 5-2	Johnson (3-1)	Sdao (0-1)	Morehouse (3)	19-7	3-0	7,347	125,779	3:39
27	3/31 at #17 Oklahoma State*	W, 5-3	Gordon (3-0)	Abram (4-1)	Morehouse (4)	20-7	4-0	5,876	125,779	2:42
28	4/1 at #17 Oklahoma State*	L, 4-1	Watts-Brown (4-1)	Sthele (2-3)	Stebens (1)	20-8	4-1	6,489	125,779	2:52
29	4/2 at #17 Oklahoma State*	L, 4-3	Stebens (4-0)	Morehouse (4-1)	-	20-9	4-2	5,655	125,779	3:21
30	4/4 vs. Air Force	W, 7-1	Whitehead (3-0)	Benge (2-3)	-	21-9	4-2	6,416	132,195	2:36
31	4/7 vs. Kansas State*	W, 6-5	Lummus (1-1)	Ruhl (1-3)	Morehouse (5)	22-9	5-2	6,455	138,650	3:13
32	4/8 vs. Kansas State*	L, 6-5	Heyne (2-0)	Johnson (3-2)	Neighbors (5)	22-10	5-3	7,328	145,978	3:07
33	4/9 vs. Kansas State*	W, 8-2	Hurley (3-0)	Wentworth (1-3)	-	23-10	6-3	6,573	152,551	2:59
34	4/10 at Texas State	W, 5-2	Minchey (1-0)	Zabel (0-1)	-	24-10	6-3	3,425	152,551	3:14
35	4/11 vs. Texas State	L, 9-3	Bush (1-1)	O'Banan (0-1)	Dixon (5)	24-11	6-3	7,364	159,915	3:13
36	4/14 at Baylor*	W, 11-9	Gordon (4-0)	Helton (0-4)	-	25-11	7-3	2,612	159,915	3:41
37	4/15 at Baylor*	L, 10-9	Stasio (3-2)	Morehouse (4-2)	-	25-12	7-4	2,975	159,915	3:29
38	4/16 at Baylor*	W, 7-6	Shaw (2-1)	Golomb (1-2)	Johnson (1)	26-12	8-4	2,986	159,915	3:19
39	4/19 vs. Abilene Christian	W, 20-0 (7)	Minchey (2-0)	Anderson (4-3)	-	27-12	8-4	6,446	166,361	2:46
40	4/21 vs. Oklahoma*	L, 2-1	Campbell (5-3)	Shaw (2-2)	-	27-13	8-5	7,156	173,517	2:56
41	4/22 vs. Oklahoma*	L, 9-6	Carmichael (3-0)	Sthele (2-4)	Campbell (1)	27-14	8-6	7,345	180,862	3:12
42	4/22 vs. Oklahoma*	L, 6-4	Hitt (3-0)	Minchey (2-1)	Weber (7)	27-15	8-7	7,887	188,749	3:26
43	4/25 vs. Texas Southern	W, 18-3 (7)	Burke (1-0)	Zwitzer (1-3)	-	28-15	8-7	6,382	195,131	4:09
44	4/29 at TCU*	W, 8-4	Gordon (5-0)	Klecker (7-4)	-	29-15	9-7	5,166	195,131	2:55
45	4/30 at TCU*	W, 3-2	Johnson (4-2)	Savage (1-3)	Shaw (1)	30-15	10-7	5,047	195,131	2:29
46	5/1 at TCU*	L, 15-7	Feser (1-0)	Witt (0-1)	-	30-16	10-8	3,982	195,131	3:32
47	5/5 at Kansas*									
48	5/6 at Kansas*									
49	5/7 at Kansas*									
50	5/9 vs. UT Arlington									
51	5/12 vs. San Jose State									
52	5/13 vs. San Jose State									
53	5/14 vs. San Jose State									
54	5/18 vs. West Virginia*									
55	5/19 vs. West Virginia*									
56	5/20 vs. West Virginia*									

*Big 12 Conference game | ^ Globe Life Field