



KANSAS

FOOTBALL GAME NOTES

GAME 1



GAME 1 | SEPT. 1, 2023 | 7 P.M. CT | LAWRENCE, KAN. | DAVID BOOTH KANSAS MEMORIAL STADIUM (47,233)

ON THE AIR

ESPN+

Play-by-Play: Chuckie Kempf

Analyst: Ahman Green

RADIO: Jayhawk Radio Network from Learfield

Play-by-Play: Brian Hanni

Analyst: David Lawrence

Sideline: Brandon McAnderson

Web: KUAthletics.com

App: Kansas Jayhawks

Sirius: Sirius (132/199), SXM App (953)



KANSAS JAYHAWKS
0-0, 0-0 Big 12

VS.



MISSOURI STATE BEARS
0-0, 0-0 Missouri Valley

Record 0-0 (0-0 Big 12)
Ranking (CFB/AP/Coaches) nr/nr/nr
Last Game Dec. 28, 2022 (vs. Arkansas; L, 53-55 3OT)
Head Coach Lance Leipold
Career Record 154-56 (17th Season)
Record at Kansas 8-17 (3rd Season)

2022 TEAM STATISTICS

Points Per Game 35.6
1st Downs 267
Rushing Yards 2,395
Passing Yards 3,307
Total Offense 5,702
Touchdowns 63
Field Goals 8-14
Time of Possession 28:51
Sacks 24-142

2022 STATISTICAL LEADERS

Passing Jalon Daniels (152-230, 2,014 yds, 18 TD)
Rushing Devin Neal (180 att, 1,090 yds, 7 TD)
Receiving Luke Grimm (52 rec, 623 yds, 6 TD)
Tackles Kenny Logan Jr. (72 solo, 34 assist, 106 total)
Sacks Lonnie Phelps (11.5 sacks)
Interceptions Cobee Bryant (3 INT, 86 yds, 1 TD)

Record 0-0 (0-0 MVFC)
Ranking (CFB/AP/Coaches) nr/nr/nr
Last Game Nov. 19, 2022 (at Indiana State; W, 24-7)
Head Coach Ryan Beard
Career Record 0-0 (1st Season)
Record at Missouri State 0-0 (1st Season)

2022 TEAM STATISTICS

Points Per Game 27.4
1st Downs 209
Rushing Yards 1,315
Passing Yards 2,715
Total Offense 4,030
Touchdowns 38
Field Goals 12-16
Time of Possession 29:30
Sacks 18-120

2022 STATISTICAL LEADERS

Passing Jason Shelley (204-334, 2,643 yds, 18 TD)
Rushing Jacadria Wright (156 att, 711 yds, 2 TD)
Receiving Ty Scott (48 rec, 674 yds, 5 TD)
Tackles Ferrin Manuleleua (37 solo, 45 assist, 82 total)
Sacks Devin Goree/Jalen Williams (4.0 sacks)
Interceptions Tahj Chambers (2 INT, 3 yds)

KANSAS OPENS 2023 CAMPAIGN AGAINST MISSOURI STATE

Kansas Football kicks off its 132nd season, including its third under head coach Lance Leipold, Friday night under the bright lights of David Booth Kansas Memorial Stadium. Kansas and Missouri State are set to meet on the Gridiron for the third time in program history, with the previous meetings coming in 2002 (Kansas 44, Missouri State 24) and 2001 (Kansas 24, Missouri State 10). The Jayhawks enter the 2023 season after a 6-7 (3-6 Big 12) finish a season ago, resulting in Kansas' first bowl appearance since 2008. Missouri State enters Friday night's matchup under first year head coach Ryan Beard. The Bears compiled a 5-6 (3-5 MVFC) record in 2022 and return eight starters from a season ago. Friday night's matchup will be Kansas' third-consecutive Friday night season-opener, following last year's 56-10 win over Tennessee Tech and a 17-14 victory over South Dakota in 2021. Prior to 2021, Kansas hadn't opened the season with a Friday night home game since beating Washburn, 47-0, to open the 1944 season. Leipold enters his third season at the helm of Kansas Football with an 8-17 record and enters his 17th season as a head coach with a career mark of 154-56.

Friday night's contest will air on ESPN+ with Chuckie Kempf (Play-by-Play) and Ahman Green (Analyst) on the call. Game action can also be heard across the Jayhawk Radio Network with Brian Hanni (Play-by-Play), David Lawrence (Analyst) and Brandon McAnderson (Sideline) calling the action.

JAYHAWK QUICK HITS

- Among the nation's leaders in returning production, Kansas returns 85% of its production from 2022 (No. 2 in the country), including 91% production on offense, which leads the nation, and 80% on defense (No. 10 in the country). The Jayhawks open the 2023 season with a roster that features players with 398 career starts.
- Kansas' returning offensive starters include: Quarterback Jalon Daniels, Running Back Devin Neal, Wide Receivers Lawrence Arnold, Luke Grimm and Quentin Skinner, Tight End Mason Fairchild, and Offensive Linemen Dominick Puni, Michael Ford, Mike Novitsky and Bryce Cabeldue.

- The Jayhawks return defensive starters: Linebackers Rich Miller, Taiwan Berryhill, Craig Young, Cornerbacks Cobee Bryant, Mello Dotson, Safeties Kenny Logan Jr., and OJ Burroughs.

- Kansas Football announced its 2023 Team Captains on Monday. They are: junior quarterback Jalon Daniels, senior tight end Mason Fairchild, senior linebacker Rich Miller and senior center Mike Novitsky.

- In addition to its returning production on the field, Kansas returns its head coach, all 10 position coaches and strength and conditioning coach for the first time in nearly 20 years. The last time Kansas returned its head coach and all 10 position coaches in consecutive seasons was the 2003-2004 seasons.

- Offensively, Kansas enters the 2023 season with the Big 12 Preseason Offensive Player of the Year, Jalon Daniels. Daniels is Kansas' first Big 12 Preseason Offensive Player of the Year and the second Jayhawk to be named a preseason individual award winner by the Big 12, joining Dorrance Armstrong, who was the Preseason Defensive Player of the Year in 2016. Daniels headlines an offensive unit that includes Preseason All-Big 12 First Team members Devin Neal and Mike Novitsky.

- Running back Devin Neal enters the season as the Big 12's leading returning rusher from a season ago, rushing for 1,090 yards on 180 attempts and nine touchdowns. Neal became Kansas' 13th individual to rush for over 1,000 yards in a season. Kansas' 29 rushing touchdowns in 2022 were the most by the Jayhawks in a single season since 2007.

- Kansas returns four of five starters on the offensive line, including 201 career starts across the line, which is the 12th most in the country. The offensive line is anchored by Kansas Center Mike Novitsky, who has started all 25 games in his Kansas career. Novitsky was named to the Preseason Rimington Trophy Watch List entering the 2023 season for the fourth time in his career and third time as a Jayhawk.

- Defensively, Kansas returns its linebacker trio of Rich Miller, Taiwan Berryhill and Craig Young as well as its secondary in Cobee Bryant, Mello Dotson, Kenny Logan Jr., and OJ Burroughs. The Jayhawks return their top-three tacklers from 2022, including Logan Jr. (106), Miller (94) and Young (60).



2023 SCHEDULE

| | | | |
|--|-----------------|--|---------------------|
| | Sept. 1 | Missouri State Bears | 7 p.m. CT |
| | | David Booth Kansas Memorial Stadium Lawrence, Kan. | |
| | Sept. 8 | Illinois Fighting Illini | 6:30 p.m. CT |
| | | David Booth Kansas Memorial Stadium Lawrence, Kan. | |
| | Sept. 16 | Nevada Wolfpack | 9:30 p.m. CT |
| | | Mackey Stadium Reno, Nev. | |
| | Sept. 23 | BYU Cougars | TBA |
| | | David Booth Kansas Memorial Stadium Lawrence, Kan. | |
| | Sept. 30 | Texas Longhorns | TBA |
| | | DKR-Texas Memorial Stadium Austin, Texas | |
| | Oct. 7 | UCF Knights | TBA |
| | | David Booth Kansas Memorial Stadium Lawrence, Kan. | |
| | Oct. 14 | Oklahoma State Cowboys | TBA |
| | | Boone Pickens Stadium Stillwater, Okla. | |
| | Oct. 28 | Oklahoma Sooners | TBA |
| | | David Booth Kansas Memorial Stadium Lawrence, Kan. | |
| | Nov. 4 | Iowa State Cyclones | TBA |
| | | Jack Trice Stadium Ames, Iowa | |
| | Nov. 11 | Texas Tech Red Raiders | TBA |
| | | David Booth Kansas Memorial Stadium Lawrence, Kan. | |
| | Nov. 18 | Kansas State Wildcats | TBA |
| | | David Booth Kansas Memorial Stadium Lawrence, Kan. | |
| | Nov. 25 | Cincinnati Bearcats | TBA |
| | | Nippert Stadium Cincinnati, Ohio | |

A KU WIN WOULD ...

- Move Kansas to 597-675-58 all-time, including 9-17 in the Lance Leipold era. Leipold's career record would improve to 155-56.
- Make Kansas 73-54-7 in season openers, including 3-0 under Lance Leipold. It would also make the Jayhawks 56-26-2 all-time in season openers played at home.
- Improve Lance Leipold to 15-2 in season openers all-time, including 7-2 at the Division I level.
- Improve Kansas to 3-0 all-time against Missouri State and 15-2 all-time against members of the Missouri Valley Football Conference.

BY THE NUMBERS

+13.4

Kansas's scoring offense improved +13.4 points per game from 2021 to 2022, which ranks fourth among power-five teams over that span. Only Washington (+19.3), USC (+13.8) and Arizona (+13.6) had greater improvement.

66.1

Junior QB Jalon Daniels - the Preseason Big 12 Offensive Player of the Year - had the second-highest completion percentage in school history last season, completing 66.1% (152-of-230) of his attempts.

201

With four starters returning, Kansas comes into the 2023 season with 201 career starts across the OL, which is 12th-most in the country. Mike Novitsky and Bryce Cabeldue have started each game the past two seasons.

281

Safety Kenny Logan Jr. has led the Jayhawks in tackles each of the past three seasons. He enters his senior season with 281 career tackles, which ranks fourth in program history for tackles by a defensive back.



GAME WEEK SCHEDULE

| Mon., Aug. 28 | Tues., Aug. 29 | Wed., Aug. 30 | Thurs., Aug. 31 | Fri., Sept. 1 | Sat., Sept. 2 |
|---|--|-----------------------|-----------------------|--|-----------------------|
| 11:15 am - Head Coach Lance Leipold Press Conference (Anderson Family Football Complex). 6 pm - Hawk Talk with Lance Leipold (Johnny's Tavern West Lawrence) | 11:15 am - Coordinator Media Availability (Anderson Family Football Complex) 11:45 am - Student Athlete availability (Anderson Family Football Complex) | No media availability | No media availability | 7 p.m. - Kansas vs. Missouri State Postgame media availability to take place in-person in Mrkonc Auditorium in Anderson Family Football Complex. | No media availability |

Credentials

All credential requests can be made online at:

<https://kuathletics.com/kansas-football-media-center/>

Credentials can be picked up on gameday at Media Will Call near the media entrance (gate 35), located on the South end of David Booth Kansas Memorial Stadium.

Photographers

Credentials for sideline photographers will be issued on the basis of circulation, with priority granted to agencies covering the participating schools on a regular basis.

Parking

Media parking is located in the Mississippi Street Parking Garage just south of the Kansas Union on the southeast side of Memorial Stadium. The garage is approximately two blocks away from the stadium. Digital Parking passes will be emailed to the assigning editor. Instructions on how to retrieve mobile parking passes are attached.

Please access and download your mobile parking passes before leaving for the stadium.

Pressbox and Gameday Services

The Kivisto Field at David Booth Kansas Memorial Stadium pressbox is located on the west side of the stadium. Entrance is at the base of the elevator located just off of Maine Street. There is also a field-level media entrance at Gate 35. Level eight is reserved for the print media, home and visiting radio, home and visiting booths for coaches and athletics directors, along with game and scoreboard operations. Level nine serves as the photo deck and the location for television booths. Television monitors are also part of the fixtures in both home and visiting radio booths.

Wireless Internet

Complimentary access to wireless internet is available at Memorial Stadium and information about how to access it will be available in the pressbox.

Telephones

Writers wanting phone lines at their seat locations should contact the KU Telecommunications Office at (785) 864-9300 regarding installation. For specific line location, please list Andy Eisch as the contact. Allow at least two weeks notice prior to the game.

Weekly News Conference

Kansas Head Football Coach Lance Leipold will conduct a weekly press conference each Monday during the season. The press conference will begin at 11:15 a.m., and will be conducted in-person at Mrkonc Auditorium inside Anderson Family Football Complex.

Offensive Coordinator Andy Kotelnicki, Defensive Coordinator Brian Borland and select student-athletes will be available each Tuesday throughout the season, beginning at 11:15 a.m., at Mrkonc Auditorium.

After the conclusion of games, Coach Leipold and select student-athletes will be made available in a press conference setting.

Interviews

Contact the communications office for all player or coach interview requests. To request players, media should contact Andy Eisch (aeisch@ku.edu; 785-330-3698) or Doug Self (dself@ku.edu; 785-393-4978). Out-of-town media wishing to interview Kansas players should also contact the communications office with their requests.

Home and cell phone numbers for players will not be provided and players have been instructed not to accept calls from media without prior notice from the communications office. Please do not contact a player or coach without scheduling the interview through the communications office.

Digital Assets

Head shots and selected video and audio elements will be made available throughout the season on the KU Athletics Media FTP:

<https://kuathne.ws/KUMediaShare>.

**Please note that all formats and policies are subject to change throughout the season.*

collegepressbox
SINCE 2005 EVERYTHING BUT THE PRESSBOX MEAL

collegepressbox is the official media website for Division I football. Access and download game notes, quotes, statistics, media guides, headshots, logos and more for all FBS schools, conferences, postseason games, awards and the College Football Playoff. For access, please register for an account at collegepressbox.com/register.

QUICK FACTS

| | |
|---------------------|--|
| Location | Lawrence, Kan. |
| Founded | 1866 |
| Enrollment | 27,638 (Fall 2022) |
| Chancellor | Douglas A. Girod |
| | (UC Davis, 1981; UC San Francisco, 1985) |
| Athletics Director | Travis Goff |
| | (Kansas, 2002; Tulane, 2007) |
| Sport Administrator | Collin Sexton |
| Colors | Crimson (Pantone 186) & Blue (Pantone 293) |
| Nickname | Jayhawks |
| Affiliations | NCAA Division I |
| | Big 12 Conference |
| Conference Website | www.Big12Sports.com |
| Ticket Office | 800.34.HAWKS (42957) |
| | KUTickets.com |

KANSAS FOOTBALL COMMUNICATIONS STAFF

| | |
|--|---|
| Office | 785.864.3417 |
| Associate AD - Public Relations and Strategic Communications | Daniel Berk |
| Cell | 785.312.2159 |
| Email | dberk@ku.edu |
| Director of Football Communications | Andy Eisch |
| Cell | 785.330.3698 |
| Email | aeisch@ku.edu |
| Associate Communications Director | Doug Self |
| Cell | 785.393.4978 |
| Email | dself@ku.edu |
| Communications GA (Credentials Contact) | Jack Gilligan |
| Email | jackgilligan@ku.edu |
| Football Credentials | https://kuathletics.com/kansas-football-media-center/ |
| KU Athletics Website | KUAthletics.com |
| Facebook | /KUathletics |
| Twitter | @KUathletics |
| Instagram | @KUathletics |

STADIUM

| | |
|------------------------------|---------------------------------------|
| Football Facility | David Booth Kansas Memorial Stadium |
| Capacity | 47,233 |
| Largest Crowd | 52,530 |
| | (Sept. 5, 2009 vs. Northern Colorado) |
| Surface | Field Turf (2009) |
| Year Opened | 1921 |
| Press Box Phone (Media Only) | 785.864.5593 |

COACHING STAFF

| | |
|--------------------------------------|----------------------------------|
| Head Coach | Lance Leipold |
| Alma Mater | Wisconsin-Whitewater, 1987, 1991 |
| Record at Kansas | 8-17 (3rd Season) |
| Career Record (Seasons) | 154-56 (17th Season) |
| Defensive Coordinator | Brian Borland |
| Assoc. Head Coach/Off. Coordinator | Andy Kotelnicki |
| Assistant Coach - Offensive Line | Scott Fuchs |
| Assistant Coach - DEs/ST Coordinator | Taiwo Onatolu |
| Assistant Coach - Defensive Tackles | Jim Panagos |
| Assistant Coach - DBs/Defensive | Jordan Peterson |
| Pass Game Coordinator | Terrence Samuel |
| Assistant Coach - Wide Receivers | Chris Simpson |
| Assistant Coach - Linebackers | Jonathan Wallace |
| Assistant Coach - Running Backs | Jim Zebrowski |
| Assistant Coach - Quarterbacks | Matt Lubick |
| Senior Analyst - Offense | Mark DeLeon |
| Senior Analyst - Defense | Joe Dailey |
| Analyst - Offense | Bill Queisert |
| Analyst - Defense | Oscar Rodriguez |
| Analyst - Special Teams | Zac Barton |
| Analyst - Special Teams | Aaron Miller |
| Special Assistant to the Head Coach | Sean Snyder |
| Quality Control - Defense | Brian Stoldt |
| Graduate Assistant - Offense | Teril Boldisi |
| Graduate Assistant - Offense | Chris Labidou |
| Graduate Assistant - Defense | Quentin Carter |
| Graduate Assistant - Defense | Donovan Nathaniel |

HISTORY

| | |
|--------------------------|-------------------------|
| First Season of Record | 1890 |
| Seasons | 132nd |
| All-Time Record | 596-675-58 |
| Conference Titles (Last) | 7 (2007) |
| Big 12 Titles (Last) | 1 (North Division 2007) |
| Bowl Games (Last) | 13 (2022) |
| Bowl Game Titles (Last) | 6 (2008) |
| Bowl Games Record | 6-7 |

TEAM INFORMATION

| | |
|------------------------|-------------|
| 2022 Overall Record | 6-7 |
| 2022 Conference Record | 3-6 (T-7th) |
| 2022 Home Record | 4-2 |
| 2022 Road Record | 2-4 |


UNIVERSITY OF KANSAS GATEWAY DISTRICT

CONSTRUCTION STARTING IN DECEMBER 2023



ANDERSON FAMILY FOOTBALL COMPLEX

NEWLY UPGRADED LOCKER ROOM AND WEIGHT ROOM
UNVEILED IN AUGUST OF 2023



SKY'S THE LIMIT

• In just two years under head coach Lance Leipold, the Kansas offense has made drastic improvements under the direction of Associate Head Coach/Offensive Coordinator Andy Kotelnicki.

• In 2022, Kansas' offense ranked 20th in scoring offense at 35.6 points per game. The Jayhawks averaged 20.8 points per game in 2022, ranking 111th of 130 teams. Kansas' 35.6 points per game are the most by a Kansas team since the 2007 Jayhawks averaged 42.7 points per game.

• Kansas' scoring offensive improved +13.4 points per game from 2021 to 2022, which ranks fourth among power-five teams over that span. Only Washington (19.3), USC (13.8) and Arizona (13.6) showed greater improvement over that span.

• Kansas averaged 7.0 yards per play in 2022, the most in school history and the fourth most among power-five programs.

• The Kansas offense scored 63 touchdowns in 2022, which is the most since the 2007 season. In the 10 years prior, the most touchdowns scored was 36 in 2019. Of Kansas' 63 touchdowns, 29 came on the ground and 32 came through the air.

• The Jayhawks were firing on all cylinders in Big 12 play, marking three games of 500 or more yards on offense. From 2010 to 2018, Kansas topped the 500-yard mark just once in a conference game when the Jayhawks totaled 514 yards against Iowa State in 2014.

• Kansas' offensive success was in part due to its third down execution. In 2022, Kansas ranked eighth nationally and first in the Big 12 on third-down conversions, converting 50.6% on third down, compared to 35.8% in 2021. Kansas' +15% improvement from 2021 to 2022 was second in the country behind Florida State (+17%).

• The Jayhawks broke off 85 plays of 20+ yards in 2022, which ranked sixth among power-five programs nationally. Kansas' 85 plays of +20 yards was an improvement of +44 from 2021, which was the second-best improvement nationally.

JD6

• Kansas quarterback Jalon Daniels, nicknamed JD6, was named the Preseason Big 12 Offensive Player of the Year entering 2023.

• Daniels, of Lawndale, California, threw for 2,014 yards on 152-of-230 (66.1%) passing and 18 touchdowns during the 2022 season.

• Daniels' 66.1 completion percentage ranks second in a single season in school history, behind only Todd Reesing (66.5%, 2008). Daniels also holds two of the top-seven best passing percentage performances in school history, both of which were set in 2022 (82.6% vs. Duke, 83.3% vs. Tennessee Tech).

• In the AutoZone Liberty Bowl, Daniels passed for a school record 544 passing yards, becoming the first Jayhawk in school history with 500+ passing yards in a game. Daniels also threw for five touchdowns against Arkansas, tying for the second most in a single game in school history.

• Entering his junior season, Daniels ranks in the top-10 in school history in several career statistical categories, including passing yards, passing completions, touchdown passes and completion percentage. Daniels' 18 passing touchdowns in 2022 are the fifth most in school history.



• Defenses also have to account for Daniels on the ground, as he rushed for 425 yards in 2022, the most by a Jayhawk quarterback since Bill Whittemore in 2003. His seven rushing touchdowns were also the most by a Jayhawk quarterback since Whittemore in 2003.

• A 2022 Academic All-American, Daniels has not shortage of accolades entering 2023, being named to the Maxwell Award Watch List, Preseason All-Big 12 First Team (Big 12, Athlon), The Wuerffel Trophy Watch List, Davey O'Brien National Quarterback Award Preseason Watch List, Walter Camp Football Foundation Player of the Year Award Watch List, Manning Award Watch List and Johnny Unitas Golden Arm Award Watch List.

DYNAMIC DUO

• Kansas' quarterback room consists of two proven starters in Jalon Daniels and Jason Bean, that have started a combined 38 games over their careers.

• In 2022, the duo of Daniels and Bean combined for 32 passing touchdowns (Daniels 18, Bean 14), the most in a season since 2008.

• Daniels and Bean led Kansas to rank fourth nationally in 2022 in team passing efficiency at 164.26.

• In addition to success through the air, the duo combined for 11 rushing touchdowns in 2022 (Daniels 7, Bean 4), the third most among power-five programs.

• After a 5-0 start to the 2022 season, Daniels exited Kansas' College Gameday appearance vs. TCU, in which Bean substituted in and led a thrilling four touchdown second-half performance. Bean would lead Kansas to a 37-16 victory over #18 Oklahoma State on Nov. 5, 2022, clinching Kansas' first Bowl appearance since 2008.

• In the AutoZone Liberty Bowl, Daniels capped off the season with a record-setting performance in the AutoZone Liberty Bowl, where he went 37-of-55 for 544 yards and five touchdowns, while also rushing for a touchdown.

• Daniels finished the season completing 152-of-230 passes for 2,014 yards and 18 touchdowns, while rushing for 425 yards on 77 attempts and 7 touchdowns.

• Bean enters his redshirt senior season after completing 87-of-136 passing for 1,280 yards and 14 touchdowns. Bean added 222 yards on 38 attempts scoring four touchdowns on the ground.

REAL DEAL DEVIN NEAL

• Kansas running back Devin Neal enters the 2023 season as the Big 12's returning leading rusher from 2022, compiling 1,090 yards on 180 attempts and nine touchdowns as a sophomore. Neal finished the season averaging 6.1 yards per carry, which ranked 24th

| | Leipold Era | 2023 |
|--------------------------------------|-------------|------|
| Overall | 8-17 | 0-0 |
| Big 12 | 4-14 | 0-0 |
| Nonconference | 4-2 | 0-0 |
| vs. ACC | 1-1 | 0-0 |
| vs. American | 1-0 | 0-0 |
| vs. Ohio Valley | 1-0 | 0-0 |
| vs. Missouri Valley | 1-0 | 0-0 |
| vs. Sun Belt | 0-1 | 0-0 |
| Home | 5-7 | 0-0 |
| Away | 3-9 | 0-0 |
| Neutral | 0-1 | 0-0 |
| Day Games | 4-11 | 0-0 |
| Night Games (6 p.m. start or later) | 4-6 | 0-0 |
| vs. Top 25 teams | 1-5 | 0-0 |
| vs. Top 10 teams | 0-1 | 0-0 |
| TV games | 8-17 | 0-0 |
| ESPN | 0-2 | 0-0 |
| ESPN2 | 1-3 | 0-0 |
| ESPNU | 2-0 | 0-0 |
| Big 12 Now on ESPN+ | 3-4 | 0-0 |
| ACC Network | 0-1 | 0-0 |
| FOX | 0-1 | 0-0 |
| FS1 | 2-6 | 0-0 |
| When scoring first | 6-3 | 0-0 |
| When opponents score first | 2-14 | 0-0 |
| When leading at halftime | 7-3 | 0-0 |
| When trailing at halftime | 1-14 | 0-0 |
| When tied at halftime | 0-0 | 0-0 |
| When leading after third quarter | 8-2 | 0-0 |
| When trailing after third quarter | 0-15 | 0-0 |
| When tied after third quarter | 0-0 | 0-0 |
| In overtime games | 2-1 | 0-0 |
| When scoring less than 20 points | 2-6 | 0-0 |
| When scoring 20+ points | 5-10 | 0-0 |
| When scoring 30+ points | 6-4 | 0-0 |
| When allowing less than 20 points | 4-0 | 0-0 |
| When allowing 20-30 points | 1-0 | 0-0 |
| When allowing 30+ points | 3-17 | 0-0 |
| When rushing for <100 yards | 1-5 | 0-0 |
| When rushing for 100+ yards | 7-12 | 0-0 |
| When rushing for 200+ yards | 6-3 | 0-0 |
| When passing for <200 yards | 3-6 | 0-0 |
| When passing for 200+ yards | 5-12 | 0-0 |
| When passing for 250+ yards | 1-6 | 0-0 |
| When passing for 300+ yards | 1-3 | 0-0 |
| When totaling <300 yds total offense | 2-5 | 0-0 |
| When gaining 300+ yds total offense | 6-12 | 0-0 |
| When gaining 400+ yds total offense | 6-6 | 0-0 |
| When gaining 500+ yds total offense | 3-3 | 0-0 |
| When allowing <100 yds rushing | 2-0 | 0-0 |
| When allowing 100+ yds rushing | 6-15 | 0-0 |
| When allowing 200+ yds rushing | 0-16 | 0-0 |
| When allowing <200 yds passing | 2-6 | 0-0 |
| When allowing 200+ yards passing | 6-11 | 0-0 |
| When allowing 250+ yards passing | 6-7 | 0-0 |
| When allowing 300+ yards passing | 4-3 | 0-0 |
| When allowing <300 yds total offense | 2-0 | 0-0 |
| When allowing 300+ yds total offense | 6-16 | 0-0 |
| When having a 100-yard rusher | 4-3 | 0-0 |
| When opp. have a 100-yard rusher | 0-12 | 0-0 |
| When having no turnovers | 5-2 | 0-0 |
| When having less than 3 turnovers | 7-13 | 0-0 |
| When having 3 or more turnovers | 0-3 | 0-0 |
| When having no takeaways | 1-5 | 0-0 |
| When having <3 takeaways | 6-15 | 0-0 |
| When having 3 or more takeaways | 2-1 | 0-0 |
| When having more than 30:00 TOP | 3-11 | 0-0 |
| When having less than 30:00 TOP | 5-6 | 0-0 |

nationally while becoming just the third Jayhawk since at least 2000 with 6.0 YPC with over 100 attempts.

- Neal became the 13th Jayhawk in school history to rush for 1,000 yards in a season in 2022. Neal had three 100-yard rushing games in 2022, including a career-high 224 yards and one touchdown against Oklahoma State. He added 110 yards on six receptions against Oklahoma State, becoming the first Jayhawk to total 200-plus rushing yards and 100-plus receiving yards in the same game.

- As a true-freshman in 2021, Neal rushed for 707 yards on 158 carries – an average of 4.5 yards per carry. Neal finished his freshman campaign with eight rushing touchdowns, the most by a Kansas freshman since James Sims in 2010.

- Perhaps the most impressive and encouraging sign for Neal last year was his success against big-time opponents. The freshman rushed for 143 yards and three touchdowns on 24 carries against Texas. Against No. 3 Oklahoma, he went for 100 yards and two touchdowns on 23 carries. He also rushed for 83 yards on 15 carries at Iowa State.

STABLE OF BACKS

- In addition to Neal, Kansas' backfield poses a significant threat to opposing defenses. Redshirt sophomore Daniel Hishaw Jr. returns to action after missing the final seven games of 2022 due to injury, while juniors Sevon Morrison and Torry Locklin look to improve off their production from a season ago. Kansas also added redshirt senior Dylan McDuffie, a transfer from Georgia Tech.

- Kansas averaged 5.5 yards per carry in 2022, which ranks ninth among power-five programs and is the most by a Jayhawk team since 1950 with at least 450 attempts in a season. Kansas running backs also accounted for five receiving touchdowns in 2022, the third most among power five programs.

- Kansas' 29 rushing touchdowns in 2022 were the most in a single season since 2007. Kansas running backs accounted for 18 of those touchdowns, the 12th most by a running back unit among power-five programs.

- Through five games in 2022, Hishaw rushed 44 times for 262 yards and five touchdowns. Hishaw was Kansas' leading rusher through the first five games of 2022.

- McDuffie, a transfer from Georgia Tech, played in 29 games through his first three seasons at Buffalo. McDuffie saw his best season as a redshirt sophomore in 2021, rushing for 1,049 yards and 12 touchdowns.

- Morrison enters his second season at Kansas after rushing for 165 yards on 23 carries and one touchdown in 2022. Morrison transferred to Kansas after his redshirt freshman season at Nebraska, where he appeared in seven games, rushing for 116 yards and one touchdown on 30 attempts.

- Locklin provides a versatile option for the Kansas offense, as he caught eight passes for 155 yards and two touchdowns as a redshirt sophomore in 2022, paired with 32 rushing yards and one touchdown.

LAWRENCE THRIVING IN LAWRENCE

- Lawrence Arnold, the Kansas junior from DeSoto, Texas, is coming off a career season in which he led the Jayhawks in receiving.

- Arnold caught 44 passes for 716 yards and four touchdowns in 2022, all of which were career highs.



- In 2022, Arnold hauled in five receptions for 113 yards and two touchdowns against Oklahoma and eight receptions for 119 yards in the AutoZone Liberty Bowl. Arnold surpassed 100 receiving yards in three games in 2022 (Oklahoma, Texas Tech, Arkansas).

- Arnold led a wide receivers unit, consisting of junior Luke Grimm, Quentin Skinner, Tanaka Scott, and others, who dropped only five passes in 2022, the fewest among power five programs, according to Pro Football Focus.

- Grimm, a junior from Raymore, Missouri, also had a career year in 2022, catching a career-high 52 passes for 623 yards and six touchdowns.

- Skinner had a breakout campaign in 2022, hauling in 26 catches for 440 yards and five touchdowns.

Y'S GUYS

- The Kansas tight ends (nicknamed the Y's guys by Associate Head Coach/Offensive Coordinator Andy Kotelnicki), bring back a wealth of production from a season ago.

- Led by senior Mason Fairchild, who was named to the Mackey Award Preseason Watch List, Jayhawk tight ends combined for 11 receiving touchdowns in 2022, which ranked atop the Big 12 Conference and third nationally among power five programs at tight end a season ago.

- The tight end unit also combined for 63 receptions, the most receptions among tight ends in the Big 12 Conference and ninth among power five programs.

- Fairchild, a senior from Andale, Kansas, caught six touchdowns in 2022, the most by a Jayhawk tight end since 1992.

- Fairchild had the best game of his college career against Oklahoma in 2022, catching six passes for 106 yards and two touchdowns, becoming the first Kansas tight end since Jimmay Mundine in 2014 to record a 100-yard receiving game.

- Dating back to the 2021 season, Fairchild has caught seven touchdown passes in 14 games. He didn't have any touchdowns in his first 29 career games as a Jayhawk.

- Along with Fairchild, Kansas returns Jared Casey and Trevor Kardell to the tight end room. Casey caught 16 passes for 218 yards and three touchdowns in 2022.

BIG BOYS UP FRONT

- Kansas' offensive production has been fueled by its play on the offensive line under the direction of Scott Fuchs.

- The Jayhawks return four of five starters on the offensive line, including Dominick Puni, Michael Ford, Mike Novitsky and Bryce Cabeldue. The only departure

2023 STANDINGS

| | BIG 12 | PCT | STREAK | OVERALL | PCT | STREAK |
|----------------|--------|------|--------|---------|------|--------|
| Kansas | 0-0 | 0.00 | -- | 0-0 | 0.00 | -- |
| Baylor | 0-0 | 0.00 | -- | 0-0 | 0.00 | -- |
| BYU | 0-0 | 0.00 | -- | 0-0 | 0.00 | -- |
| Cincinnati | 0-0 | 0.00 | -- | 0-0 | 0.00 | -- |
| Houston | 0-0 | 0.00 | -- | 0-0 | 0.00 | -- |
| Iowa State | 0-0 | 0.00 | -- | 0-0 | 0.00 | -- |
| Kansas State | 0-0 | 0.00 | -- | 0-0 | 0.00 | -- |
| Oklahoma | 0-0 | 0.00 | -- | 0-0 | 0.00 | -- |
| Oklahoma State | 0-0 | 0.00 | -- | 0-0 | 0.00 | -- |
| TCU | 0-0 | 0.00 | -- | 0-0 | 0.00 | -- |
| Texas | 0-0 | 0.00 | -- | 0-0 | 0.00 | -- |
| Texas Tech | 0-0 | 0.00 | -- | 0-0 | 0.00 | -- |
| UCF | 0-0 | 0.00 | -- | 0-0 | 0.00 | -- |
| West Virginia | 0-0 | 0.00 | -- | 0-0 | 0.00 | -- |

THIS WEEK IN THE BIG 12

Thursday, Aug. 31

Kent State at UCF FS1 6 p.m. CT

Friday, Sept. 1

Missouri State at Kansas ESPN+ 7 p.m. CT

Saturday, Sept. 2

Colorado at TCU FOX 11 a.m. CT

Arkansas State at Oklahoma ESPN 11 a.m. CT

Northern Iowa at Iowa State ESPN+ 1 p.m. CT

Eastern Kentucky at Cincinnati ESPN+ 2:30 p.m. CT

Rice at Texas FOX 2:30 p.m. CT

SE Missouri at Kansas State ESPN+ 6 p.m. CT

Central Ark. at Oklahoma State ESPN+ 6 p.m. CT

UTSA at Houston FS1 6 p.m. CT

Texas State at Baylor ESPN+ 6 p.m. CT

Texas Tech at Wyoming CBS 6:30 p.m. CT

West Virginia at Penn State NBC 6:30 p.m. CT

Sam Houston at BYU FS1 9:15 p.m. CT

2023 PRESEASON ALL-BIG 12 FOOTBALL TEAM

Offense

| Pos. | Name | School |
|-------|--------------------|----------------|
| QB | Jalon Daniels % | Kansas |
| RB | Richard Reese | Baylor |
| RB | Devin Neal | Kansas |
| FB | Ben Sinnott | Kansas State |
| WR | Brennan Presley | Oklahoma State |
| WR | Xavier Worthy | Texas |
| WR | Jerand Bradley | Texas Tech |
| TE | Ja Tavion Sanders | Texas |
| OL | Kingsley Suamataia | BYU |
| OL | Mike Novitsky | Kansas |
| OL | Cooper Beebe | Kansas State |
| OL | Kevin Vanks, Jr. | Texas |
| OL | Zach Frazier | West Virginia |
| PK | Griffin Keil | TCU |
| KR/PR | Phillip Brooks | Kansas State |

Defense

| Pos. | Name | School |
|------|------------------|----------------|
| DL | Dontay Corleone | Cincinnati |
| DL | Ethan Downs | Oklahoma |
| DL | Damon Williams | TCU |
| DL | Byron Murphy II | Texas |
| DL | Jaylon Hutchings | Texas Tech |
| LB | Collin Oliver | Oklahoma State |
| LB | Johnny Hodges | TCU |
| LB | Jaylan Ford & | Texas |
| DB | TJ Tampa | Iowa State |
| DB | Cobee Bryant | Kansas |
| DB | Kobe Savage | Kansas State |
| DB | Kendal Daniels | Oklahoma State |
| DB | Josh Newton | TCU |
| P | Mason Fletcher | Cincinnati |

% Offensive Player of the Year

& Defensive Player of the Year

BIG 12 PRESEASON POLL

| | | |
|-----|--------------------|-----|
| 1. | Texas (41) | 886 |
| 2. | Kansas State (14) | 858 |
| 3. | Oklahoma (4) | 758 |
| 4. | Texas Tech (4) | 729 |
| 5. | TCU (3) | 727 |
| 6. | Baylor | 572 |
| 7. | Oklahoma State (1) | 470 |
| 8. | UCF | 463 |
| 9. | Kansas | 461 |
| 10. | Iowa State | 334 |
| 11. | BYU | 318 |
| 12. | Houston | 215 |
| 13. | Cincinnati | 202 |
| 14. | West Virginia | 129 |

was offensive tackle Earl Bostick Jr. to the NFL.

- With four starters returning, Kansas comes into the 2023 season with 201 career starts across the line, which is the 12th most in the country. The offensive line is anchored by center Mike Novitsky, who has started all 25 games in his Kansas career. Novitsky was named to the Preseason Rimington Trophy Watch List entering the 2023 season for the fourth time in his career and third time as a Jayhawk.
- Kansas allowed only 12 sacks throughout the 2022 season, which was the fewest allowed in the Big 12 Conference and the seventh fewest nationally. The Jayhawks didn't allow a sack over its first three games of the 2022 season.
- The turnaround on the offensive line is paramount, considering Kansas allowed 47 sacks in nine games during the 2020 season prior to Leipold's arrival.
- Over the last two seasons, Kansas has allowed the eighth fewest sacks in the country, allowing just 28 in 25 games. The 28 sacks allowed is the fewest among Big 12 teams during that span.
- Not only has the pass blocking been stellar, the offensive line has also paved the way for 184.2 rushing yards per game, Kansas' highest output since 2012 (211.7).
- Kansas running backs also averaged 2.5 yards before contact per attempt, which was the fourth most among power five programs, according to PFF.



NEW LOOK D-LINE

- With all four starters from 2022 departing, the Kansas defensive line will look to some new faces in 2023.
- Despite losing all four starters, Kansas returns experience across the line, including Jerome Robinson, who recorded 8.5 tackles-for-loss and 3.5 sacks in 2022.
- Robinson, of Montgomery, Alabama, has played in 28 games over his KU career, with 2022 being his most productive, forcing and recovering two tackles in 2022. Against Baylor, Robinson stripped quarterback Blake Shapen and returned the fumble 49 yards to setup a touchdown.
- Robinson is just the fifth Jayhawk since at least 2000 with two or more fumble recoveries and forced fumbles in the same season.
- Along with Robinson, Kansas returns defensive end Hayden Hatcher and defensive tackles Tommy Dunn Jr. and DJ Withers, among others.
- New faces on the defensive line include Dylan Brooks (prev. Auburn), Devin Phillips (prev. Colorado State), Gage Keys (prev. Minnesota), Austin Booker (prev. Minnesota) and Patrick Joyner Jr. (prev. Utah State).

KANSAS GAME NOTES | GAME 1 VS. MISSOURI STATE

A RICH SITUATION

- Last year's second-leading tackler, senior Rich Miller leads a linebacker unit that returns three starters in Miller, Taiwan Berryhill and Craig Young, while boasting much needed depth in Jayson Gilliom, Cornell Wheeler and JB Brown, among others.
- Miller finished the 2022 season with a career-high 94 tackles and an interception. Young, an Ohio State transfer following the 2021 season, was third on the team in tackles in 2022, adding 60 tackles and 5.5 tackles-for loss.
- Miller has three career 10+ tackles games to his credit, including a career-high 14 tackles at Duke in 2021. Last season, Miller led the team in tackles on three occasions, including a season-high 12 tackles in the win at West Virginia and 11 tackles in the AutoZone Liberty Bowl.
- Among the starters, Kansas returns 200 tackles from a season ago.
- Kansas also added transfer JB Brown from Bowling Green. While at Bowling Green, Brown played in 30 games with a career-high 53 tackles and 4.5 tackles-for-loss in 2022.
- Returning from injury, redshirt sophomore Jayson Gilliom will look to make an impact at linebacker. Gilliom last saw the field in 2021 where he played in all 12 games as a true freshman, starting three at safety.

NO FLY ZONE

- An All-Big 12 First Team selection in 2022, junior Cobee Bryant enters his junior season as one of the top shutdown corners in college football.
- Last season, Bryant was targeted 64 times, according to Pro Football Focus, recording 11 pass deflections and three interceptions.
- Against West Virginia, Bryant intercepted quarterback JT Daniels in overtime and returned it for a touchdown.
- Bryant's two career interception returns (at Texas, at West Virginia) ties the school record set by Aqib Talib, Patrick Brown and Roger Foote.
- Entering the 2023 season, Bryant has earned notoriety by being selected to the Preseason All-Big 12 First Team (Big 12, Phil Steele), Bronko Nagurski Trophy Watch List, Lott IMPACT Preseason Watch List, Chuck Bednarik Award Watch List and Jim Thorpe Award Preseason Watch List.
- Across from Bryant, junior Mello Dotson holds his own, starting in all 13 games in 2022. Dotson added two interceptions and seven passes deflected last season.
- Kalon Gervin, transfer Damarius McGhee (prev. at LSU) and Kwinton Lassiter, among others, provide experienced depth behind Bryant and Dotson.
- Kwinton Lassiter, son of the late Kwamie Lassiter Sr., wears No. 8 in honor of his father. Kwamie Lassiter Sr. played at Kansas from 1992-94 and was a 10-year NFL veteran for the Arizona Cardinals, San Diego Chargers and St. Louis Rams. Kwamie Lassiter II was an All-Big 12 wide receiver for Kansas from 2017-21 and also wore No. 8 while playing at KU. Lassiter II is currently in his second season playing for the Cincinnati Bengals.

Heading into the 2023 season, a number of Jayhawks have been named to preseason watch lists or teams, as KU brings back a number of playmakers for the 2023 season. Here are the list of Jayhawks earning preseason honors.

| Name | Preseason Honor |
|--------------------|---|
| Lawrence Arnold | Earl Campbell Tyler Rose Award |
| | Athlon Sports Preseason All-Big 12 Fourth Team |
| | Phil Steele Preseason All-Big 12 Fourth Team |
| Cobee Bryant | Chuck Bednarik Award Watch List |
| | Jim Thorpe Award Watch List |
| | Bronko Nagurski Award Watch List |
| | Lott IMPACT Trophy Watch List |
| | Preseason All-Big 12 First Team |
| | Athlon Sports Preseason All-Big 12 First Team |
| | Phil Steele Preseason All-Big 12 First Team |
| Jalon Daniels | Walter Camp Award Watch List |
| | Manning Award Watch List |
| | Davey O'Brien Award Watch List |
| | Wuerffel Trophy Watch List |
| | Maxwell Award Watch List |
| | Big 12 Preseason Offensive Player of the Year |
| | Preseason All-Big 12 First Team |
| | Athlon Sports Preseason All-Big 12 First Team |
| | Phil Steele Preseason All-Big 12 Second Team |
| Mason Fairchild | John Mackey Award Watch List |
| | AFC Good Works Team |
| | Athlon Sports Preseason All-Big 12 Third Team |
| | Phil Steele Preseason All-Big 12 Third Team |
| Daniel Hishaw, Jr. | Doak Walker Award Watch List |
| | College Football Comeback Player of the Year Watch List |
| Luke Hosford | Phil Steele Preseason All-Big 12 Third Team |
| Seth Keller | Lou Groza Award Watch List |
| | Phil Steele Preseason All-Big 12 Fourth Team |
| Kenny Logan, Jr. | Paul Hornung Award Watch List |
| | Phil Steele Preseason All-Big 12 First Team |
| | Athlon Sports Preseason All-Big 12 Third Team |
| Rich Miller | Athlon Sports Preseason All-Big 12 Third Team |
| Devin Neal | Doak Walker Award Watch List |
| | Maxwell Award Watch List |
| | Preseason All-Big 12 First Team |
| | Athlon Sports Preseason All-Big 12 First Team |
| | Phil Steele Preseason All-Big 12 First Team |
| Mike Novitsky | Rimington Trophy Preseason Watch List |
| | Preseason All-Big 12 First Team |
| | Athlon Sports Preseason All-Big 12 First Team |
| | Phil Steele Preseason All-Big 12 Second Team |
| Devin Phillips | Phil Steele Preseason All-Big 12 Fourth Team |
| Dominic Puni | Phil Steele Preseason All-Big 12 Second Team |
| | Athlon Sports Preseason All-Big 12 Third Team |
| Craig Young | Phil Steele Preseason All-Big 12 Fourth Team |
| | Athlon Sports Preseason All-Big 12 Fourth Team |



ONE-OF-ONE

- Safety Kenny Logan Jr. returns for his senior season as a Jayhawk, after leading the team in tackles each of the last three seasons.
- An All-Big 12 Honorable Mention safety in 2022, Logan tallied 106 tackles in 2022, including 72 solo stops and 34 assisted. Logan added seven pass breakups and two interceptions.
- In 2021, Logan led the Big 12 Conference with 113 tackles, which also led all safeties nationally.
- Throughout his career, Logan has tallied 12 games with at least 10+ tackles, including a career-high 14 tackles at Oklahoma in 2022.
- With his 281 career tackles through 2022, Kenny Logan Jr. ranks fourth in program history in tackles by a defensive back, behind Chris Harris, Darrell Stuckey and LeRoy Irvin.
- Kansas' experienced safeties unit includes junior OJ Burroughs and redshirt junior Marvin Grant.
- Burroughs took a major step forward in 2022, starting all 13 games and compiling 49 tackles, five pass breakups and two interceptions, all of which were career highs. Burroughs intercepted Arkansas' KJ Jefferson in the AutoZone Liberty Bowl just before halftime, which helped spur Kansas' comeback in the second half.
- Grant transferred to Kansas from Purdue following the 2021 season, where he started all 13 games as a redshirt sophomore in 2021. In his first season as a Jayhawk, Grant appeared in all 13 games, compiled 52 tackles.

KICK'N IT WITH THE SPECIALISTS

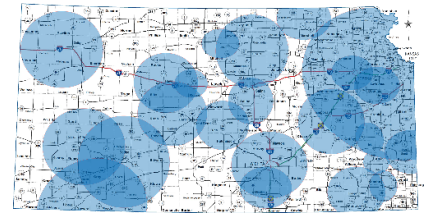
- Kansas' special teams will be a mix of new and old from the 2022 season, as Kansas added transfers Seth Keller (prev. Texas State), Charlie Weinrich (prev. Nebraska) and freshman Damon Greaves.
- Keller, a Lou Groza Watch List honoree, was 14-for-16 on field goal attempts with a long of 49 yards, while hitting all 28 of his extra point attempts at Texas State in 2022. He was 4-for-4 on field goals from 20-29 yards, 7-for-8 on attempts from 30-39 yards and 3-for-4 on kicks over 40 yards.
- Kansas placekickers Tabor Allen and Owen Piepergerdes, punters Reis Vernon and Grayden Addison and longsnappers Luke Hosford and Emory Duggar all return from a season ago. Hosford will return from injury after missing seven games in 2022.

THE UNIVERSITY OF KANSAS GATEWAY DISTRICT

- On August 15, the University of Kansas and Kansas Athletics announced its plans for the transformational Gateway District, which will feature a reimagined David Booth Kansas Memorial Stadium, a new conference center and multi-use facilities that will enable year-round use and drive economic development in Lawrence. Plans for the district also include a combination of new retail, dining and other amenities that will drive student recruitment and enhance the campus experience for KU students and employees.
- The project will be completed in a multi-phased approach. The first phase of the project will include additional renovations to, and expansion of, Anderson Family Football Complex, the training hub for Kansas Football. Additionally, the first phase will include the construction of new southwest, west, and north sides of David Booth Kansas Memorial Stadium, as well as a new conference center on the north end.
- Construction on the first phase will begin at the conclusion of the 2023 football season and will be completed by the beginning of the 2025 season. Kansas Football will continue to play at David Booth Kansas Memorial Stadium during construction and will have reduced capacity for the 2024 season.
- For more information on the Gateway District, visit KUGatewayDistrict.com.

NEW LOCKER ROOM AND WEIGHT ROOM

- Unveiled in early August, Kansas Football has a new state-of-the-art locker room and weight room.
- The locker room is a 8,000-square foot space that is equipped with 124 lockers that feature super custom cushioned seats designed specifically for football players.
- The lockers are also equipped with extensive storage space for players, air flow to dry equipment, designated space for shoulder pads, shoe storage and more.
- The weight room features state-of-the-art equipment that is customized for the pressure training needs of the team. The equipment is brand new throughout the weight room.
- The weight room features 15,000-square feet and is equipped with 18 platform weight racks and a new artificial turf area.
- Kansas' new weight room also features a major investment into sports science with more force plates and 1080sprint, a portable resistance training and testing device for sprints and change of direction movements.



The Jayhawk IMG Radio Network has a footprint stretching across the state of Kansas, providing a highly efficient way to reach multiple demographics and an attentive audience through a single partnership. The Jayhawks are able to offer both local and state-wide exposure during the official pre-game shows, play-by-play broadcast and post-game show.

| | |
|----------------|---------------|
| Abilene/Salina | KDJM-101.7 FM |
| Coffeyville | KGGF-104.1 FM |
| *Concordia | KNCK-94.9 FM |
| Dodge City | KGNO-137.0 AM |
| Emporia | KVOE-1400 AM |
| Fort Scott | KMDO-1600 AM |
| Fort Scott | KOMB-103.9 FM |
| Garden City | KBUF-103.0 AM |
| Glen Elder | KZDY-96.3 FM |
| Goodland/Colby | KWGB-97.9 FM |
| Great Bend | KBGL-106.9 FM |
| Hays | KAYS-1400 AM |
| Hutchinson | KSKU-94.7 FM |
| Iola | KIOL-137.0 AM |
| Kansas City | KCTE-1510 AM |
| Kansas City | KCTE-99.3 FM |
| Kansas City | WHB-810 AM |
| Lawrence | KLWN-1320 AM |
| Lawrence | KLZR-105.9 FM |
| Liberal | KSCB-1270 AM |
| Marysville | KNDY-95.5 FM |
| Parsons | KLKC-1540 AM |
| *Parsons | KLKC-93.5 FM |
| Phillipsburg | KKAN-1490 AM |
| Phillipsburg | KQMA-92.5 FM |
| Russell | KRSL-95.9 FM |
| Topeka | KMAJ-1440 AM |
| *Topeka | KWIC-99.3 FM |
| Wellington | KLEY-100.3 FM |
| Wichita | KFH-1240 AM |
| Wichita | KFH-97.5 FM |

*carries games only (does not carry Hawk Talk)
-- affiliates subject to change, check your local listings

JAYAWKS IN THE NFL

As of August 26, 2023

| Player | Year | Team (Status) |
|------------------------|------|------------------------------|
| Hakeem Adeniji | 4th | Cincinnati Bengals (Active) |
| Dorance Armstrong, Jr. | 6th | Dallas Cowboys (Active) |
| Earl Bostick, Jr. | 1st | Dallas Cowboys (Active) |
| Kyron Johnson | 2nd | Philadelphia Eagles (Active) |
| Kwamie Lassiter II | 2nd | Cincinnati Bengals (Active) |
| Lonnie Phelps, Jr. | 1st | Cleveland Browns (Active) |
| Caleb Sampson | 1st | Indianapolis Colts (Active) |
| Steven Sims, Jr. | 5th | Houston Texas (Active) |
| Daniel Wise | 3rd | Kansas City Chiefs (Active) |



CB COBEE BRYANT

OPPONENT BREAKDOWN



MISSOURI STATE BEARS
0-0, 0-0 MVFC



HEAD COACH RYAN BEARD
Career Record: 0-0 (1st season)
Record at MSU: 0-0 (1st season)

2022 MISSOURI STATE STATISTICAL LEADERS

| PASSING | Comp | Att | Yds | Int | Pct | TD | YPG |
|----------------|------|-----|-------|-----|--------|----|-------|
| Shelley, Jason | 204 | 334 | 2,643 | 6 | 61.1 % | 18 | 240.3 |
| Clark, Jacob | 9 | 11 | 72 | 0 | 81.8 % | 0 | 72.0 |

| RUSHING | Att | Yds | Avg | TD | Lg | Avg/G |
|------------------|-----|-----|-----|----|----|-------|
| Wright, Jacardia | 156 | 711 | 4.6 | 9 | 55 | 71.1 |
| Latulas, Kevon | 36 | 273 | 7.3 | 2 | 43 | 23.8 |
| Shelley, Jason | 113 | 162 | 1.4 | 4 | 33 | 14.7 |

| RECEIVING | Rec | Yds | Avg | TD | Lg | Avg/G |
|------------------|-----|-----|-------|----|----|-------|
| Scott, Ty | 48 | 674 | 14.0 | 5 | 47 | 61.3 |
| Sharpe, Raylen | 16 | 307 | 19.19 | 1 | 67 | 27.9 |
| Booker, Jahod | 22 | 300 | 13.64 | 1 | 28 | 27.3 |
| Mitchell, Naveon | 22 | 271 | 12.32 | 4 | 45 | 30.1 |

| DEFENSE | Solo | Ast | Total | TFL-Yds | Sacks-Yds | INT-Yds |
|--------------------|------|-----|-------|---------|-----------|---------|
| Manuleleua, Ferrin | 37 | 45 | 82 | 3.5-15 | 1.0-10 | 0-0 |
| Young, Von | 33 | 33 | 66 | 1.5-6 | 1.0-5 | 1-13 |
| Thomas, Dillon | 32 | 24 | 56 | 2.0-7 | 1.0-6 | 1-0 |
| Ellis, Kevin | 18 | 32 | 50 | 9.0-23 | 2.5-9 | 0-0 |
| Braswell, Montrae | 28 | 16 | 44 | 0.5-1 | 0-0 | 0-0 |
| McDonald, Kyriq | 20 | 20 | 40 | 1.5-3 | 0-0 | 1-0 |

LAST MEETING

KANSAS DEFEATS SMS FOR FIRST WIN OF MANGINO ERA

Sept. 14, 2002 | Lawrence, Kan. | Memorial Stadium

| | 1 | 2 | 3 | 4 | Final |
|--------------|---|----|----|----|-------|
| SMS (2-1) | 7 | 7 | 10 | 0 | 24 |
| Kansas (1-2) | 7 | 14 | 13 | 10 | 44 |

LAWRENCE, Kan. – The University of Kansas football team earned its first win of the season, a 44-24 victory over Southwest Missouri State, on Sept. 14 in Memorial Stadium. The win marked KU's fourth consecutive home-opening victory and the 11th win in the last 12 home debuts.

Kansas head coach Mark Mangino celebrated his first victory as a head coach in front of the largest home-opening crowd, 40,500, since 1994 (48,100 vs. Michigan State).

KU started the game with a bang as a redshirt freshman Greg Heggans returned the opening kickoff 100 yards for a touchdown, marking the Jayhawks' first kickoff return for a touchdown since 1996. Heggans ran for a total of 195 yards on four kickoff returns, breaking the single-game record held by John Hadl (153 yards on four returns, 1959).

SMS scored with 10:51 left in the first quarter, but Kansas answered in the second quarter with a six-play, 53-yard drive that ended in a seven-yard touchdown run by junior quarterback Bill Whittemore answered again, this time with a two-yard quarterback sneak, making the score 21-14 heading into halftime.

In the third quarter, junior linebacker Glenn Robinson sacked SMS quarterback Ryan Porter at the one-yard line, forcing a fumble which KU senior linebacker Leo Etienne scooped up and ran in for a score, giving the Crimson and Blue a 27-14 lead. The Bears scored twice in the third quarter with a field goal and a touchdown, but it wasn't enough, as the touchdown was their last scoring drive of the game. The Jayhawks, however, were not finished.

Freshman running back Clark Green ran the ball nine yards for a touchdown with 20 seconds left in the third quarter and then ran 13 yards for his second touchdown of the evening with 12:32 remaining in the game.

Sophomore kicker Johnny Beck finalized the Jayhawks' last score, hitting a 37-yard field goal with 1:23 remaining to end the game with a final score of 44-24.

Green carried the offense, leading the Jayhawks in rushing and receiving. The redshirt freshman from Tampa, Fla., rushed for a total of 131 yards on 24 carries and two touchdowns and caught four passes for 54 yards. Whittemore connected on 10-of-18 passes for 112 yards and two interceptions. He was also the second-leading rusher for the Jayhawks with 55 yards on 14 carries and two touchdowns.

KANSAS GAME NOTES | GAME 1 VS. MISSOURI STATE

SCORING

| | | |
|-----------------------|-------|---|
| First Quarter | 14:52 | KU - Greg Heaggans 100-yd KOR (Johnny Beck kick) |
| | 10:51 | SMS - Steve Ennis 24-yd run (Brian Long kick) |
| Second Quarter | 10:44 | KU - Bill Whittemore 7-yd run (Johnny Beck kick) |
| | 5:05 | SMS - Tony Hill 14-yd pass from Ryan Porter (Brian Long kick) |
| | 0:50 | KU - Bill Whittemore 2-yd run (Johnny Beck kick) |
| Third Quarter | 8:28 | KU - Leo Etienne 1-yd fumble recovery (Johnny Beck kick) |
| | 4:51 | SMS - Brian Long 23-yd FG |
| | 2:51 | SMS - Zack Decant 8-yd run (Brian Long kick) |
| | 0:20 | KU - Clark Green 9-yd run (Johnny Beck kick) |
| Fourth Quarter | 12:32 | KU - Clark Green 13-yd run (Johnny Beck kick) |
| | 1:23 | KU - Johnny Beck 37-yd FG |

TEAM STATISTICS

| | SMS | KU |
|--------------------|--------|--------|
| First Downs | 16 | 23 |
| Rushing Yards | 168 | 202 |
| Passing Yards | 127 | 122 |
| Total Offense | 295 | 314 |
| Punts-Avg. Yards | 8-42.1 | 4-32.7 |
| Turnovers | 2 | 3 |
| Fumbles-Lost | 3-1 | 2-1 |
| Penalties-Yards | 6-57 | 3-30 |
| Time of Possession | 28:08 | 31:52 |

PLAYER STATISTICS

KANSAS

Rushing: Green, 24-131; Whittemore, 14-55; Duncan, 5-19; McClendon, 4-12
Passing: Whittemore, 10-19-2-112
Receiving: Green, 4-54; Jones, 2-21; Gasaway, 2-13; Simmons, 1-14
Interceptions: Johnson, 1-0

MISSOURI STATE

Rushing: Ennis, 14-86; Dechant, 11-49; Porter, 9-19; Walker, 3-14
Passing: Porter, 9-20-1-96; M. White, 4-8-0-31
Receiving: Gore, 3-45; J. White, 3-27; Hill, 1-14
Interceptions: Banks, 1-11; Meyer, 1-4

TEAM COMPARISON



NCAA TEAM RANKINGS

| Category | KU (FBS) | MSU (FCS) |
|--------------------|----------|-----------|
| Rushing Offense | 38th | 94th |
| Passing Offense | 42nd | 35th |
| Total Offense | 31st | 65th |
| Scoring Offense | 20th | 57th |
| Rushing Defense | 124th | 57th |
| Passing Defense | 107th | 103rd |
| Total Defense | 126th | 84th |
| Scoring Defense | 123rd | 57th |
| Net Punting | 112th | 16th |
| Punt Returns | 121st | 35th |
| Kickoff Returns | 100th | 39th |
| Turnover Margin | 48th | 31st |
| Time of Possession | 89th | 68th |

KANSAS 2022 RANKINGS

| Category | Avg./Game | Big 12 | NCAA |
|--------------------|-----------|--------|-------|
| Rushing Offense | 184.2 | 5th | 38th |
| Passing Offense | 254.4 | 6th | 42nd |
| Total Offense | 438.6 | 4th | 31st |
| Scoring Offense | 35.6 | 2nd | 20th |
| Rushing Defense | 209.2 | 10th | 124th |
| Passing Defense | 260.2 | 8th | 107th |
| Total Defense | 469.4 | 10th | 126th |
| Scoring Defense | 35.5 | 10th | 123rd |
| Net Punting | 35.9 | 10th | 112th |
| Punt Returns | 3.8 | 10th | 121st |
| Kickoff Returns | 17.8 | 7th | 100th |
| Turnover Margin | 0.2 | 4th | 48th |
| Time of Possession | 28:51 | 7th | 89th |

MISSOURI ST 2022 RANKINGS

| Category | Avg./Game | MVFC | NCAA (FCS) |
|--------------------|-----------|------|------------|
| Rushing Offense | 119.5 | 9th | 94th |
| Passing Offense | 246.8 | 3rd | 35th |
| Total Offense | 366.4 | 7th | 65th |
| Scoring Offense | 27.4 | 7th | 57th |
| Rushing Defense | 156.1 | 6th | 57th |
| Passing Defense | 254.6 | 11th | 103rd |
| Total Defense | 410.7 | 10th | 84th |
| Scoring Defense | 27.3 | 7th | 57th |
| Net Punting | 38.7 | 2nd | 16th |
| Punt Returns | 9.5 | 4th | 35th |
| Kickoff Returns | 21.1 | 5th | 39th |
| Turnover Margin | 0.4 | 4th | 31st |
| Time of Possession | 29:28 | 7th | 68th |

SERIES HISTORY

| Series: | Kansas leads 2-0 | | |
|--------------|------------------|---|-------|
| In Lawrence: | Kansas leads 2-0 | | |
| 2001 | Lawrence | W | 24-10 |
| 2002 | Lawrence | W | 44-24 |



MISSOURI STATE

Sept. 1, 2023 | 7 p.m. CT
David Booth Kansas Memorial Stadium
Lawrence, Kan.

2023 SCHEDULE

Sept. 1 at Kansas
Sept. 9 at UT-Martin
Sept. 23 UTAH TECH
Sept. 30 at Southern Illinois
Oct. 7 NORTH DAKOTA STATE
Oct. 14 at Western Illinois
Oct. 21 MURRAY STATE
Oct. 28 at Youngstown State
Nov. 4 ILLINOIS STATE
Nov. 11 NORTHERN IOWA
Nov. 18 at South Dakota State
2023 Record: 0-0 (0-0 MVC)



ILLINOIS

Sept. 8, 2023 | 6:30 p.m. CT
David Booth Kansas Memorial Stadium
Lawrence, Kan.

2023 SCHEDULE

Sept. 2 TOLEDO
Sept. 8 at Kansas
Sept. 16 PENN STATE
Sept. 23 FLORIDA ATLANTIC
Sept. 30 at Purdue
Oct. 6 NEBRASKA
Oct. 14 at Maryland
Oct. 21 WISCONSIN
Nov. 4 at Minnesota
Nov. 11 INDIANA
Nov. 18 at Iowa
Nov. 25 NORTHWESTERN
2023 Record: 0-0 (0-0 Big 10)



NEVADA

Sept. 16, 2023 | 9:30 p.m. CT
Mackey Stadium
Reno, Nev.

2023 SCHEDULE

Sept. 2 at USC
Sept. 9 IDAHO
Sept. 16 KANSAS
Sept. 23 at Texas State
Sept. 30 at Fresno State
Oct. 14 UNLV
Oct. 21 at San Diego State
Oct. 28 NEW MEXICO
Nov. 4 HAWAII
Nov. 11 at Utah State
Nov. 18 at Colorado State
Nov. 25 WYOMING
2023 Record: 0-0 (0-0 MWC)



BYU

Sept. 23, 2023 | TBA
David Booth Kansas Memorial Stadium
Lawrence, Kan.

2023 SCHEDULE

Sept. 2 SAM HOUSTON
Sept. 9 SOUTHERN UTAH
Sept. 16 at Arkansas
Sept. 23 at Kansas
Sept. 29 CINCINNATI
Oct. 14 at TCU
Oct. 21 TEXAS TECH
Oct. 28 at Texas
Nov. 4 at West Virginia
Nov. 11 IOWA STATE
Nov. 18 OKLAHOMA
Nov. 25 at Oklahoma State
2023 Record: 0-0 (0-0 Big 12)



TEXAS

Sept. 30, 2023 | TBA
DKR-Texas Memorial Stadium
Austin, Texas

2023 SCHEDULE

Sept. 2 RICE
Sept. 9 at Alabama
Sept. 16 WYOMING
Sept. 23 at Baylor
Sept. 30 KANSAS
Oct. 7 OKLAHOMA (Dallas)
Oct. 21 at Houston
Oct. 28 BYU
Nov. 4 KANSAS STATE
Nov. 11 at TCU
Nov. 18 at Iowa State
Nov. 24 TEXAS TECH
2023 Record: 0-0 (0-0 Big 12)



UCF

Oct. 7, 2023 | TBA
David Booth Kansas Memorial Stadium
Lawrence, Kan.

2023 SCHEDULE

Aug. 31 KENT STATE
Sept. 9 at Boise State
Sept. 16 VILLANOVA
Sept. 23 at Kansas State
Sept. 30 BAYLOR
Oct. 7 at Kansas
Oct. 21 at Oklahoma
Oct. 28 WEST VIRGINIA
Nov. 4 at Cincinnati
Nov. 11 OKLAHOMA STATE
Nov. 18 at Texas Tech
Nov. 25 HOUSTON
2023 Record: 0-0 (0-0 Big 12)



OKLAHOMA STATE

Oct. 14, 2023 | TBA
Boone Pickens Stadium
Stillwater, Okla.

2023 SCHEDULE

Sept. 2 CENTRAL ARKANSAS
Sept. 9 at Arizona State
Sept. 16 SOUTH ALABAMA
Sept. 23 at Iowa State
Oct. 6 KANSAS STATE
Oct. 14 KANSAS
Oct. 21 at West Virginia
Oct. 28 CINCINNATI
Nov. 4 OKLAHOMA
Nov. 11 at UCF
Nov. 18 at Houston
Nov. 25 BYU
2023 Record: 0-0 (0-0 Big 12)



OKLAHOMA

Oct. 28, 2023 | TBA
David Booth Kansas Memorial Stadium
Lawrence, Kan.

2023 SCHEDULE

Sept. 2 ARKANSAS STATE
Sept. 9 SMU
Sept. 16 at Tulsa
Sept. 23 at Cincinnati
Sept. 30 IOWA STATE
Oct. 7 vs. Texas (Dallas)
Oct. 21 UCF
Oct. 28 at Kansas
Nov. 4 at Oklahoma State
Nov. 11 WEST VIRGINIA
Nov. 18 at BYU
Nov. 24 TCU
2023 Record: 0-0 (0-0 Big 12)



IOWA STATE

Nov. 4, 2023 | TBA
Jack Trice Stadium
Ames, Iowa

2023 SCHEDULE

Sept. 2 NORTHERN IOWA
Sept. 9 IOWA
Sept. 16 at Ohio
Sept. 23 OKLAHOMA STATE
Sept. 30 at Oklahoma
Oct. 7 TCU
Oct. 14 at Cincinnati
Oct. 28 at Baylor
Nov. 4 KANSAS
Nov. 11 at BYU
Nov. 18 TEXAS
Nov. 25 at Kansas State
2023 Record: 0-0 (0-0 Big 12)



TEXAS TECH

Nov. 11, 2023 | TBA
David Booth Kansas Memorial Stadium
Lawrence, Kan.

2023 SCHEDULE

Sept. 2 at Wyoming
Sept. 9 OREGON
Sept. 16 TARLETON STATE
Sept. 23 at West Virginia
Sept. 30 HOUSTON
Oct. 7 at Baylor
Oct. 14 KANSAS STATE
Oct. 21 at BYU
Nov. 2 TCU
Nov. 11 at Kansas
Nov. 18 UCF
Nov. 24 at Texas
2023 Record: 0-0 (0-0 Big 12)



KANSAS STATE

Nov. 18, 2023 | TBA
David Booth Kansas Memorial Stadium
Lawrence, Kan.

2023 SCHEDULE

Sept. 2 SE MISSOURI STATE
Sept. 9 TROY
Sept. 16 at Missouri
Sept. 23 UCF
Oct. 6 at Oklahoma State
Oct. 14 at Texas Tech
Oct. 21 TCU
Oct. 28 HOUSTON
Nov. 4 at Texas
Nov. 11 BAYLOR
Nov. 18 at Kansas
Nov. 25 IOWA STATE
2023 Record: 0-0 (0-0 Big 12)



CINCINNATI

Nov. 25, 2023 | TBA
Nippert Stadium
Cincinnati, Ohio

2023 SCHEDULE

Sept. 2 EASTERN KENTUCKY
Sept. 9 at Pittsburgh
Sept. 16 MIAMI (OH)
Sept. 23 OKLAHOMA
Sept. 29 at BYU
Oct. 14 IOWA STATE
Oct. 21 BAYLOR
Oct. 28 at Oklahoma State
Nov. 4 UCF
Nov. 11 at Houston
Nov. 18 at West Virginia
Nov. 25 KANSAS
2023 Record: 0-0 (0-0 Big 12)



LANCE LEIPOLD HEAD COACH

Lance Leipold, a six-time National Champion, a five-time conference coach of the year and the fastest coach in NCAA history to reach 100 career wins, was named the 41st head coach in Kansas Football history on April 30, 2021.

Leipold's track record as a program builder showed itself early in his time in Lawrence, leading the Jayhawks to its first-ever program win in Austin, Texas in 2021, followed by Kansas' first-ever win over West Virginia in Morgantown in 2022. In just his second year at the helm, Leipold engineered Kansas to its first 5-0 start of the season since 2009, guiding Kansas to its first national rankings in 675 weeks. Soon after, Kansas Football hosted ESPN's College GameDay for the first time in program history on October 8, 2022.

Leipold helped Kansas to secure its first bowl eligibility with a win over No. 18 Oklahoma State on November 5, 2022, giving Kansas its first bowl berth since 2008. Kansas' ranked win was the first since 2010, snapping a 44-game losing streak to AP ranked opponents, while it was Kansas's first ranked win against a conference opponent at home since 2005.

Leipold arrived at Kansas after a successful six-year stay at Buffalo, where in his final three seasons, he posted three straight winning seasons for the first time in 20 years. He won 24 games over the final three seasons, which included a seven-game shortened-season schedule in 2020 because of the COVID-19 pandemic, marking the most successful three-year run in Buffalo history.

A proven winner with a strong track record for player development, Leipold served as the head coach at Wisconsin-Whitewater for eight seasons from 2007 to 2014, capturing six NCAA Division III national

championships and tallying an astounding record of 109-6.

After taking over a rebuilding Buffalo program that went 7-17 in his first two seasons, Leipold put together a record of 30-16 over his final four seasons, including three bowl appearances and two bowl victories with the Bulls.

Leipold had a 2020 season at Buffalo that brought unprecedented success to the program. The Bulls went a perfect 5-0 in the regular season and won the MAC East Division title for the second-straight year. Leipold's squad also beat Marshall in the Camellia Bowl for the program's second ever bowl win and second in as many years.

Buffalo also appeared in the Associated Press Top 25 at No. 24 on December 6, 2020, marking the first-time in school history the Bulls appeared in the national rankings. The team finished the season ranked 25th in both the AP poll and the Amway Coaches Poll. Leipold was named the MAC Coach of the Year for the second time in his career after the record-breaking season.

Showcasing his pristine reputation for player development and a keen eye for recruiting, Buffalo tied a school-record with 12 All-MAC selections in 2020, all of whom were recruited by Leipold. Running back Jaret Patterson led the way, rushing for 1,072 yards in just six games, including a 409-yard performance against Kent State, which is the second-best performance in FBS history.

Patterson was named the winner of the Vern Smith Leadership Award, given to the MVP of the MAC and was also named the MAC Offensive Player of the Year under Leipold's tutelage.

THE LEIPOLD FILE

Position: Head Coach

Alma Mater: Wisconsin-Whitewater, 1987

Wife: Kelly

Children: Lindsey and Landon

COACHING HISTORY

2021-present Kansas (Head Coach)

2015-21 Buffalo (Head Coach)

2007-14 Wisconsin Whitewater (Head Coach)

2004-06 Nebraska-Omaha
(Assistant Head Coach/Offensive Coordinator)

2001-03 Nebraska
(Administrative Assistant/Recruiting)

1991-93 Wisconsin (Graduate Assistant)

1990 Wisconsin-Whitewater (Assistant Coach)

1989 Doane (Assistant Coach)

1988 Wisconsin-Whitewater (Wide Receivers)

1987 Wisconsin-Whitewater (Quarterbacks)

Buffalo also had 12 all-conference players in 2019, a season that culminated in the school's first-ever bowl victory – a 31-9 win over Charlotte in the Makers Wanted Bahamas Bowl. The 2019 team featured one of the best defenses in the school's history. Buffalo ranked seventh nationally in total defense, allowing 291.9 yards per game. The Bulls were also fourth nationally against the run, allowing 94.2 yards per game.

In 2018, Buffalo won 10 games in a season for the first time ever in program history. Leipold's team went 7-1 in MAC play and won the East Division title. The Bulls also won 42-13 at Rutgers, marking the school's first-ever win over a Power 5 opponent. He was named the MAC Coach of the Year and was also a semifinalist for the George Munger College Coach of the Year Award.

In that 2018 season, the Buffalo offense had a record-breaking season. Buffalo scored 484 points, 64 touchdowns and totaled 5,803 yards of total offense, establishing new school records in each category. Quarterback Tyree Jackson was named the MAC Offensive Player of the Year, while Patterson earned MAC Freshman of the Year honors.

In Leipold's third season in 2017, the Bulls gained bowl

eligibility for just the third time as an FBS program. The Bulls offense averaged 432 yards per game and led the conference in passing yards per game at 291. Showing an ability for explosive plays, Buffalo produced 20 plays of 45 or more yards on the season.

Leipold became the head coach at Buffalo in December of 2014 after a triumphant career as the head coach at Wisconsin-Whitewater, which saw him earn six National Coach of the Year awards. In his first season there in 2007, the Warhawks went 14-1 and won the Division III national championship. In 2008, the team made it back to the title game and fell to Mount Union.

Wisconsin-Whitewater then went 45-0 over the next three seasons, winning three straight national championships. After a 7-3 campaign in 2012, Whitewater went 30-0 combined in 2013 and 2014 winning two more national titles with Leipold at the helm.

During his time there, Warhawk players totaled 56 All-America honors, with running back Justin Beaver winning the Gagliardi Trophy as the top player in Division III. Brent Allen won the Division III Rimington Award as the top center. Running back Levell Coppage

earned D3Football.com Offensive Player of the Year honors, while Cole Klotz won those honors on the defensive side.

Leipold, a native of Jefferson, Wisconsin, began his coaching career at Whitewater in 1987 as a quarterbacks coach. He moved to the University of Wisconsin in 1991, where he served as a graduate assistant for Barry Alvarez for three seasons and helped the Badgers win a Big Ten title and a Rose Bowl appearance in 1993.

He then served as an assistant coach at Division II Nebraska-Omaha from 1994-2000, helping the Mavericks become three-time conference champions. He was promoted to offensive coordinator in 2000, before moving on to Nebraska where he worked for Frank Solich for four seasons. He then returned to Nebraska-Omaha for three years as the associate head coach and offensive coordinator, before moving on to Wisconsin-Whitewater in 2007.

Leipold is a 1987 graduate of Wisconsin-Whitewater, where he was a standout quarterback.

Leipold and his wife Kelly, have a daughter, Lindsey, and a son, Landon.

YEAR-BY-YEAR AS HEAD COACH

| YEAR | TEAM | RECORD | BOWL | NOTES |
|------|----------------------|--------|-----------------------|--|
| 2023 | Kansas | 0-0 | | |
| 2022 | Kansas | 6-7 | Autozone Liberty Bowl | First Bowl game since 2008, First AP rank since 2009 |
| 2021 | Kansas | 2-10 | | First Big 12 Road win since 2008 |
| 2020 | Buffalo | 6-1 | Camellia | Ranked No. 25 |
| | | | | 1st Postseason Ranking in School History |
| 2019 | Buffalo | 8-5 | Bahamas | 1st Bowl Win in School History |
| 2018 | Buffalo | 10-4 | Dollar General | 1st 10-win Season in School History |
| 2017 | Buffalo | 6-6 | | |
| 2016 | Buffalo | 2-10 | | |
| 2015 | Buffalo | 5-7 | | |
| 2014 | Wisconsin-Whitewater | 15-0 | | Division III National Champs |
| 2013 | Wisconsin-Whitewater | 15-0 | | Division III National Champs |
| 2012 | Wisconsin-Whitewater | 7-3 | | |
| 2011 | Wisconsin-Whitewater | 15-0 | | Division III National Champs |
| 2010 | Wisconsin-Whitewater | 15-0 | | Division III National Champs |
| 2009 | Wisconsin-Whitewater | 15-0 | | Division III National Champs |
| 2008 | Wisconsin-Whitewater | 13-2 | | |
| 2007 | Wisconsin-Whitewater | 14-1 | | Division III National Champs |

Wisconsin-Whitewater (8 years): 109-6
Buffalo Record (6 years): 37-33
Kansas Record (2 years): 8-17
Career Record (15 years): 154-56

YEAR-BY-YEAR AS ASSISTANT COACH

| YEAR | TEAM | RECORD | BOWL | NOTES |
|------|----------------------|--------|--------------|--|
| 2006 | Nebraska-Omaha | 8-3 | | Division II Playoffs; Conference Champs |
| 2005 | Nebraska-Omaha | 8-3 | | Division II Playoffs; Conference Champs |
| 2004 | Nebraska-Omaha | 8-3 | | Conference Champs |
| 2003 | Nebraska | 10-3 | Alamo | Ranked No. 19 |
| 2002 | Nebraska | 7-7 | Independence | |
| 2001 | Nebraska | 11-2 | Rose | Ranked No. 8 |
| 2000 | Nebraska-Omaha | 11-2 | | Division II Playoffs; Conference Champs |
| 1999 | Nebraska-Omaha | 7-4 | | |
| 1998 | Nebraska-Omaha | 9-3 | | Division II Playoffs; Conference Champs |
| 1997 | Nebraska-Omaha | 8-3 | | |
| 1996 | Nebraska-Omaha | 10-2 | | Division II Playoffs; Conference Champs |
| 1995 | Nebraska-Omaha | 3-8 | | |
| 1994 | Nebraska-Omaha | 1-10 | | |
| 1993 | Wisconsin | 10-1-1 | Rose | Ranked No. 6 |
| 1992 | Wisconsin | 5-6 | | |
| 1991 | Wisconsin | 5-6 | | |
| 1990 | Wisconsin-Whitewater | 10-1 | | Division III Playoffs; Conference Champs |
| 1989 | Doane | 5-4-1 | | |
| 1988 | Wisconsin-Whitewater | 9-3 | | Division III Playoffs; Conference Champs |
| 1987 | Wisconsin-Whitewater | 7-3-1 | | |

Head Coach at Kansas**2023 (0-0, 0-0)**

| DATE | OPPONENT | RESULT |
|----------|--------------------|--------|
| 9-1-23 | Missouri State | |
| 9-8-23 | Illinois | |
| 9-16-23 | at Nevada | |
| 9-23-23 | BYU* | |
| 9-30-23 | at Texas* | |
| 10-7-23 | UCF* | |
| 10-14-23 | at Oklahoma State* | |
| 10-28-23 | Oklahoma* | |
| 11-4-23 | at Iowa State* | |
| 11-11-23 | Texas Tech* | |
| 11-18-23 | Kansas State* | |
| 11-25-23 | at Cincinnati* | |

2022 (6-7, 3-6) Big 12: T-7th

| DATE | OPPONENT | RESULT |
|----------|---|----------------|
| 9-2-22 | Tennessee Tech | W, 56-10 |
| 9-10-22 | at West Virginia* | W, 55-42 (OT) |
| 9-17-22 | at Houston | W, 48-30 |
| 9-24-22 | Duke | W, 35-27 |
| 10-1-22 | Iowa State* | W, 14-11 |
| 10-8-22 | #17 TCU* | L, 31-38 |
| 10-15-22 | at Oklahoma* | L, 42-52 |
| 10-22-22 | at Baylor* | L, 23-35 |
| 11-5-22 | #18 Oklahoma State* | W, 37-16 |
| 11-12-22 | at Texas Tech* | L, 28-43 |
| 11-19-22 | Texas* | L, 14-55 |
| 11-26-22 | at #12 Kansas State* | L, 27-47 |
| 12-28-22 | Arkansas | L, 53-55 (3OT) |
| | <i>AutoZone Liberty Bowl (Memphis, Tenn.)</i> | |

(2-10, 1-8) Big 12: 10th

| DATE | OPPONENT | RESULT |
|----------|---------------------|---------------|
| 9-3-21 | South Dakota | W, 17-14 |
| 9-10-21 | at Coastal Carolina | L, 22-49 |
| 9-18-21 | Baylor* | L, 7-45 |
| 9-25-21 | at Duke | L, 33-52 |
| 10-2-21 | at Iowa State* | L, 7-59 |
| 10-16-21 | Texas Tech (HC)* | L, 14-41 |
| 10-23-21 | Oklahoma* | L, 23-35 |
| 10-30-21 | at Oklahoma State* | L, 3-55 |
| 11-6-21 | Kansas State* | L, 10-35 |
| 11-13-21 | at Texas* | W, 57-56 (OT) |
| 11-20-21 | at TCU* | L, 28-31 |
| 11-27-21 | West Virginia* | L, 28-34 |

Head Coach at Buffalo**2020 (6-1, 5-1) MAC East: 1st**

| DATE | OPPONENT | RESULT |
|----------|--|----------|
| 11-4-20 | at Northern Illinois* | W, 49-30 |
| 11-10-20 | Miami (OH)* | W, 42-10 |
| 11-17-20 | at Bowling Green* | W, 42-17 |
| 11-28-20 | Kent State* | W, 70-41 |
| 12-12-20 | Akron* | W, 56-7 |
| 12-18-20 | Ball State | L, 28-38 |
| | <i>MAC Championship (Detroit, Mich.)</i> | |
| 12-25-20 | Marshall | W, 17-10 |
| | <i>Camelia Bowl (Montgomery, Ala.)</i> | |

2019 (8-5, 5-3) MAC East: T-2nd

| DATE | OPPONENT | RESULT |
|----------|----------------------|----------|
| 8-29-19 | Robert Morris | W, 38-10 |
| 9-7-19 | at #15 Penn State | L, 13-45 |
| 9-14-19 | at Liberty | L, 17-35 |
| 9-21-19 | Temple | W, 38-22 |
| 9-28-19 | at Miami (OH)* | L, 20-34 |
| 10-5-19 | Ohio* | L, 20-21 |
| 10-19-19 | at Akron* | W, 21-0 |
| 10-26-19 | Central Michigan* | W, 43-20 |
| 11-2-19 | at Eastern Michigan* | W, 43-13 |
| 11-14-19 | at Kent State* | L, 27-30 |
| 11-20-19 | Toledo* | W, 49-30 |
| 11-29-19 | Bowling Green* | W, 49-7 |
| 12-20-19 | Charlotte | W, 31-9 |

*Makers Wanted Bahamas Bowl (Nassau, Bahamas)***2018 (10-4, 7-1) MAC East: 1st**

| DATE | OPPONENT | RESULT |
|----------|---|----------|
| 9-1-18 | Delaware State | W, 48-10 |
| 9-8-18 | at Temple | W, 36-29 |
| 9-15-18 | Eastern Michigan* | W, 35-28 |
| 9-22-18 | at Rutgers | W, 42-13 |
| 9-29-18 | Army | L, 13-42 |
| 10-6-18 | at Central Michigan* | W, 34-24 |
| 10-13-18 | Akron* | W, 24-6 |
| 10-20-18 | at Toledo* | W, 31-17 |
| 10-30-18 | Miami (OH)* | W, 51-42 |
| 11-6-18 | Kent State* | W, 48-14 |
| 11-14-18 | at Ohio* | L, 17-52 |
| 11-23-18 | at Bowling Green* | W, 44-14 |
| 11-30-18 | Northern Illinois* | L, 29-30 |
| | <i>MAC Championship (Detroit, Mich.)</i> | |
| 12-22-18 | Troy | L, 32-42 |
| | <i>Dollar General Bowl (Mobile, Ala.)</i> | |

2017 (6-6, 4-4) MAC East: 3rd

| DATE | OPPONENT | RESULT |
|----------|--------------------|----------|
| 8-31-17 | at Minnesota | L, 7-17 |
| 9-9-17 | at Army | L, 17-21 |
| 9-16-17 | Colgate | W, 33-10 |
| 9-23-17 | Florida Atlantic | W, 34-31 |
| 9-30-17 | at Kent State* | W, 27-13 |
| 10-7-17 | Western Michigan | L, 68-71 |
| 10-14-17 | Northern Illinois* | L, 13-14 |
| 10-21-17 | Miami (OH)* | L, 14-24 |
| 10-28-17 | at Akron* | L, 20-21 |
| 11-7-17 | Bowling Green* | W, 38-28 |
| 11-16-17 | at Ball State* | W, 40-24 |
| 11-24-17 | Ohio* | W, 31-24 |

2016 (2-10, 1-7) MAC East: 6th

| DATE | OPPONENT | RESULT |
|----------|-----------------------|----------|
| 9-2-16 | Albany | L, 16-22 |
| 9-17-16 | at Nevada | L, 14-38 |
| 9-24-16 | Army | W, 23-20 |
| 10-1-16 | at Boston College | L, 3-35 |
| 10-8-16 | Kent State* | L, 20-44 |
| 10-15-16 | Ball State* | L, 21-31 |
| 10-22-16 | at Northern Illinois* | L, 7-44 |
| 10-27-16 | Akron* | W, 41-20 |
| 11-3-16 | at Ohio* | L, 10-34 |
| 11-12-16 | Miami (OH)* | L, 24-35 |
| 11-19-16 | at Western Michigan* | L, 0-38 |
| 11-25-16 | at Bowling Green* | L, 19-27 |

2015 (5-7, 13-5) MAC East: 4th

| DATE | OPPONENT | RESULT |
|----------|----------------------|----------|
| 9-5-15 | Albany | W, 51-14 |
| 9-12-15 | at Penn State | L, 14-27 |
| 9-19-15 | at Florida Atlantic | W, 33-15 |
| 9-26-15 | Nevada | L, 21-24 |
| 10-3-15 | Bowling Green* | L, 22-28 |
| 10-17-15 | at Central Michigan* | L, 14-51 |
| 10-24-15 | Ohio* | W, 41-17 |
| 10-29-15 | at Miami (OH)* | W, 29-24 |
| 11-5-15 | at Kent State* | W, 18-17 |
| 11-11-15 | Northern Illinois* | L, 30-41 |
| 11-21-15 | at Akron* | L, 21-42 |
| 11-27-15 | Massachusetts* | L, 26-31 |

**ALL-TIME AGAINST
(45-50) VS. DIVISION I**

| OPPONENT | RECORD |
|-------------------------------|--------|
| Akron | 4-2 |
| Albany | 1-1 |
| Arkansas | 0-1 |
| Army | 1-2 |
| Ball State | 1-2 |
| Baylor | 0-2 |
| Boston College | 0-1 |
| Bowling Green | 4-2 |
| BYU | 0-0 |
| Central Michigan | 2-1 |
| Charlotte | 1-0 |
| Cincinnati | 0-0 |
| Coastal Carolina | 0-1 |
| Colgate | 1-0 |
| Duke | 1-1 |
| Delaware State | 1-0 |
| Eastern Michigan | 2-0 |
| Florida Atlantic | 2-0 |
| Houston | 1-0 |
| Illinois | 0-0 |
| Iowa State | 1-1 |
| Kansas State | 0-2 |
| Kent State | 4-2 |
| Liberty | 0-1 |
| Marshall | 1-0 |
| Massachusetts | 0-1 |
| Miami (Ohio) | 3-3 |
| Minnesota | 0-1 |
| Missouri State | 0-0 |
| Nevada | 0-2 |
| Northern Illinois | 1-4 |
| Ohio | 2-3 |
| Oklahoma | 0-2 |
| Oklahoma State | 1-1 |
| Penn State | 0-2 |
| Robert Morris | 1-0 |
| Rutgers | 1-0 |
| South Dakota | 1-0 |
| TCU | 0-2 |
| Temple | 2-0 |
| Tennessee Tech | 1-0 |
| Texas | 1-1 |
| Texas Tech | 0-2 |
| Toledo | 2-0 |
| Troy | 0-1 |
| UCF | 0-0 |
| West Virginia | 1-1 |
| Western Michigan | 0-2 |
| <i>2023 Opponents in BOLD</i> | |

COACHING STAFF

GAMEDAY:
PRESS BOX



ANDY KOTELNICKI

Associate Head Coach/Offensive Coordinator - Tight Ends (Third Season)

In his third season at KU...Was promoted to Associate Head Coach in December 2022... Jayhawks posted six games of 500+ yards in 2022, including 603 in the AutoZone Liberty Bowl...Has coached with Leipold since 2013 at Wisconsin-Whitewater.

GAMEDAY:
PRESS BOX



BRIAN BORLAND

Defensive Coordinator - Safeties (Third Season)

In his third season at KU...Has coached seven All-Big 12 selections, one NFL Draft pick and two others who signed as undrafted free agents...In 2022, helped KU to first bowl game since 2008... Has coached alongside Leipold since 2007 at Wisconsin-Whitewater.

GAMEDAY:
FIELD



SCOTT FUCHS

Assistant Coach - Offensive Line (Third Season)

In his third season at KU...Jayhawks OL ranked No. 7 in NCAA for fewest sacks allowed in 2022... Three players earned All-Big 12 honors and LT Earl Bostick signed with NFL's Dallas Cowboys... Has been with Leipold since 2015 at Buffalo, previously together from 2003-06 at Omaha.

GAMEDAY:
PRESS BOX



TAIWO ONATOLU

Assistant Coach - Defensive Ends/ Special Teams Coordinator (Third Season)

In his third season at KU, and second as an on-field assistant...Was previously an analyst during the 2021 season...Has coached with Leipold since 2015 at Buffalo...Played at Nebraska-Omaha while Leipold, Fuchs and Samuel were on coaching staff.

GAMEDAY:
FIELD



JIM PANAGOS

Assistant Coach - Defensive Tackles (Second Season)

Joined the KU coaching staff in February 2022... Came to Kansas with 20+ years of collegiate and NFL experience...Senior DT Caleb Sampson signed as UDFA with Indianapolis Colts following his first season...Most recently coached at Rutgers (2020-21) and Minnesota (2019).

GAMEDAY:
FIELD



JORDAN PETERSON

Assistant Coach - Defensive Backs/ Defensive Pass Game Coordinator (Fourth Season)

In his fourth season overall at Kansas and second as on-field assistant under Leipold...Elevated to Defensive Pass Game Coordinator for the 2023 season...Previously safeties coach, where he mentored Kenny Logan Jr. to a standout sophomore season.

GAMEDAY:
FIELD



TERRENCE SAMUEL

Assistant Coach - Wide Receivers (Second Season)

Came to Kansas in December 2021 as WR Coach...KU averaged 254.4 yards through the air in 2022, with 144 receptions for more than 2,000 yards and 15 TDs for the WR group...Coached alongside Leipold and Fuchs at Nebraska-Omaha in the mid-2000's.

SUPPORT STAFF

Coaches

Matt Lubick (Senior Analyst - Offense)
Mark DeLeone (Senior Analyst - Defense)
Zac Barton (Analyst - Special Teams)
Aaron Miller (Analyst - Special Teams)
Oscar Rodriguez (Analyst - Defense)
Joe Dailey (Analyst - Offense)
Bill Queisert (Analyst - Offense)
Sean Snyder (Special Assistant to the HC)
Brian Stoldt (Quality Control - Defense)
Teril Boldiis (Graduate Assistant - Offense)
Chris Labidou (Graduate Assistant - Offense)
Quentin Carter (Graduate Assistant - Defense)
Donavon Nathaniel (Graduate Assistant - Def.)

Strength & Conditioning

Matt Gildersleeve (Dir. of Sports Performance)
Conor McNally (Asst. Sports Performance Coach)
Eric Scott (Asst. Sports Performance Coach)
Patrick Hampton (Asst. Sports Performance Coach)
Chula Loomis (Asst. Sports Performance Coach)

Administration

Collin Sexton (Associate AD/Sport Admin)
Rob Ianello (General Manager)
Michael Painter (Director of Operations)
Nadia Jackson (Assistant Dir. of Operations)
Grant Murray (Director of Player Personnel)

Recruiting

Billy Bonneau (Asst. Director of Player Personnel)
Scott Aligo (Director of Scouting)
Greg Svarczkopf (Director of Recruiting)
LaChelle Stanley (Dir. of On-Campus Recruiting)
Hayley Goldin (Asst. Dir. of On-Campus Rec.)

Kansas Team Health

Trent Carter (Director of Athletic Training)
Madison Beene (Assistant Athletic Trainer)
Jake Rosenfeldt (Assistant Athletic Trainer)
Cody Deardorff (Assistant Athletic Trainer)
Stacey Potter-McGill (Director of Perf. Nutrition)
Megan McCann (Performance Nutrition Assistant)

Player Development

Darrell Stuckey II (Director of Football Relations)
Ashley Goodman (Director of Player Development)

Video

Jimmy Le (Director of Football Video)
John Lintner (Asst. Director of Football Video)

Creative

Matt Holland (Dir. of Football Creative Video)
Taylor Kryger (Dir. of Football Creative/Social)
Parson Covington (Graphic Designer)

GAMEDAY:
FIELD



CHRIS SIMPSON

Assistant Coach - Linebackers (Third Season)

In his third season at Kansas...Has been with Leipold since joining the staff at Buffalo in 2015...Assisted as KU started the 2022 season 5-0 and advanced to first bowl game since 2008...Coached alongside Onatolu at Nebraska-Omaha.

GAMEDAY:
FIELD



JONATHAN WALLACE

Assistant Coach - Running Backs (Fourth Season)

Recognized on 247Sports 30 Under 30 list heading into 2023...In his fourth season at Kansas, third under Coach Leipold...Jayhawks rushed for 2,395 yards - 184.2 per game - and 29 touchdowns in 2022...Played on 2023 SEC Championship team at Auburn.

GAMEDAY:
FIELD



JIM ZEBROWSKI

Assistant Coach - Quarterbacks (Third Season)

Veteran QB Coach with Big Ten and MAC experience...Mentored two 1,000-yard passers in 2022, including QB Jalon Daniels who threw for 2,014 yards and 18 TDs...Serving under Leipold for the third time: 2017-20 at Buffalo; 2007-09 at Wisconsin-Whitewater.

GAME ONE DEPTH CHART

Depth chart compiled by the Kansas football athletics communications office.

OFFENSE

| | | | | | | |
|-------------|----|-------------------|------|-----|--------|-----------------------|
| LT | 67 | Dominick Puni | 6-5 | 320 | RS-Sr. | St. Charles, Mo. |
| | 52 | Logan Brown | 6-6 | 315 | RS-So. | Grand Rapids, Mich. |
| LG | 55 | Ar'maj Reed-Adams | 6-5 | 325 | RS-So. | DeSoto, Texas |
| | 70 | Kobe Baynes | 6-4 | 315 | RS-So. | Jacksonville, Fla. |
| OR | 59 | Nolan Gorczyca | 6-6 | 320 | RS-So. | Omaha, Neb. |
| C | 50 | Mike Novitsky | 6-5 | 305 | RS-Sr. | Victor, N.Y. |
| | 73 | Dre Doiron | 6-4 | 305 | RS-So. | London, Ontario |
| RG | 54 | Michael Ford Jr. | 6-3 | 305 | Jr. | Homewood, Ill. |
| | 76 | Spencer Lovell | 6-6 | 325 | RS-Jr. | Fort Collins, Colo. |
| RT | 77 | Bryce Cabeldue | 6-6 | 315 | Jr. | Clovis, N.M. |
| | 75 | Calvin Clements | 6-7 | 315 | Fr. | Lawrence, Kan. |
| TE | 89 | Mason Fairchild | 6-4 | 260 | Sr. | Andale, Kan. |
| | 45 | Trevor Kardell | 6-5 | 255 | Jr. | Lee's Summit, Mo. |
| OR | 47 | Jared Casey | 6-0 | 255 | Jr. | Plainville, Kan. |
| RB | 4 | Devin Neal | 5-11 | 215 | Jr. | Lawrence, Kan. |
| | 20 | Daniel Hishaw Jr. | 5-10 | 220 | RS-So. | Moore, Okla. |
| OR | 25 | Dylan McDuffie | 6-0 | 215 | RS-Jr. | Buffalo, N.Y. |
| OR | 28 | Sevion Morrison | 6-0 | 215 | Jr. | Tulsa, Okla. |
| OR | 12 | Torry Locklin | 6-2 | 205 | RS-Jr. | Rockdale, Texas |
| QB | 6 | Jalon Daniels | 6-0 | 220 | Jr. | Lawndale, Calif. |
| | 9 | Jason Bean | 6-3 | 205 | RS-Sr. | Mansfield, Texas |
| SLOT | 11 | Luke Grimm | 6-0 | 195 | Jr. | Raymore, Mo. |
| | 5 | Doug Emilien | 6-1 | 190 | RS-So. | Fort Lauderdale, Fla. |
| X | 2 | Lawrence Arnold | 6-3 | 200 | Jr. | DeSoto, Texas |
| | 3 | Tanaka Scott | 6-4 | 210 | RS-So. | Mobile, Ala. |
| | 13 | Keaton Kubecka | 6-2 | 205 | Fr. | Austin, Texas |
| Z | 0 | Quentin Skinner | 6-5 | 195 | Jr. | Claremore, Okla. |
| | 7 | Trevor Wilson | 5-11 | 200 | RS-Jr. | Tallahassee, Fla. |

SPECIAL TEAMS

| | | | | | | |
|-----------|--------------|-------------------|------|-----|--------|----------------------|
| KO | 40 | Tabor Allen | 6-1 | 195 | Jr. | Mansfield, Texas |
| | 34 | Owen Piepergerdes | 6-6 | 250 | RS-So. | Kansas City, Mo. |
| PK | 91 | Seth Keller | 5-8 | 170 | RS-Sr. | Colleyville, Texas |
| | OR 34 | Owen Piepergerdes | 6-6 | 250 | RS-So. | Kansas City, Mo. |
| P | 95 | Damon Greaves | 6-1 | 200 | Fr. | Busselton, Australia |
| | OR 37 | Grayden Addison | 5-11 | 220 | RS-So. | Noblesville, Ind. |
| LS | 60 | Luke Hosford | 6-2 | 230 | RS-Jr. | Cuyahoga Falls, Ohio |
| | 51 | Emory Duggar | 6-2 | 230 | RS-So. | Baton Rouge, La. |

DEFENSE

| | | | | | | |
|-------------|--------------|----------------------|------|-----|--------|------------------------|
| DE | 90 | Jereme Robinson | 6-3 | 260 | Jr. | Montgomery, Ala. |
| | 13 | Dylan Brooks | 6-4 | 240 | RS-So. | Roanoke, Ala. |
| OR | 46 | Davion Westmoreland | 6-3 | 255 | RS-So. | Griffin, Ga. |
| DT | 92 | Tommy Dunn | 6-3 | 310 | RS-So. | Garland, Texas |
| | OR 52 | DJ Withers | 6-4 | 310 | RS-So. | Little Rock, Ark. |
| | 97 | Kenean Caldwell | 6-3 | 325 | RS-So. | Oak Grove, La. |
| DT | 40 | Devin Phillips | 6-2 | 315 | RS-Sr. | Monroe, La. |
| | 7 | Gage Keys | 6-5 | 290 | RS-So. | Hilliard, Ohio |
| OR | 53 | Caleb Taylor | 6-4 | 315 | Jr. | St. Louis, Mo. |
| DE | 37 | Hayden Hatcher | 6-3 | 245 | RS-Sr. | Council Bluffs, Iowa |
| | 9 | Austin Booker | 6-6 | 245 | RS-So. | Greenwood, Ind. |
| OR | 36 | Patrick Joyner Jr. | 6-3 | 255 | RS-Sr. | Miami, Fla. |
| HAWK | 15 | Craig Young | 6-3 | 225 | RS-Sr. | Fort Wayne, Ind. |
| | 10 | Jayson Gilliom | 6-2 | 220 | RS-So. | Suwanee, Ga. |
| LB | 30 | Rich Miller | 6-1 | 230 | Sr. | Detroit, Mich. |
| | 44 | Cornell Wheeler | 6-0 | 230 | Jr. | West Bloomfield, Mich. |
| LB | 6 | Taiwan Berryhill Jr. | 6-2 | 230 | Jr. | New Orleans, La. |
| | 28 | JB Brown | 6-2 | 230 | Jr. | Hughes, Ark. |
| CB | 2 | Cobee Bryant | 6-0 | 170 | Jr. | Evergreen, Ala. |
| | 18 | Kalon Gervin | 5-11 | 195 | RS-Sr. | Detroit, Mich. |
| S | 5 | O.J. Burroughs | 5-10 | 185 | Jr. | Savannah, Ga. |
| | OR 4 | Marvin Grant | 6-2 | 210 | RS-Jr. | Detroit, Mich. |
| S | 1 | Kenny Logan Jr. | 6-0 | 210 | Sr. | St. Augustine, Fla. |
| | 14 | Jalen Dye | 6-0 | 195 | RS-So. | San Diego, Calif. |
| CB | 3 | Mello Dotson | 6-1 | 190 | Jr. | Daytona Beach, Fla. |
| | 8 | Kwinton Lassiter | 5-11 | 190 | Sr. | Chandler, Ariz. |
| OR | 24 | Damarius McGhee | 6-0 | 170 | RS-So. | Pensacola, Fla. |

| | | | | | | |
|-------------|-------------|-----------------|------|-----|--------|---------------------|
| PR | 7 | Trevor Wilson | 5-11 | 200 | RS-Jr. | Tallahassee, Fla. |
| | 11 | Luke Grimm | 6-0 | 195 | Jr. | Raymore, Mo. |
| KR | 1 | Kenny Logan Jr. | 6-0 | 210 | Sr. | St. Augustine, Fla. |
| | OR 7 | Trevor Wilson | 5-11 | 200 | RS-Jr. | Tallahassee, Fla. |
| OR | 28 | Sevion Morrison | 6-0 | 215 | Jr. | Tulsa, Okla. |
| HOLD | 37 | Grayden Addison | 5-11 | 220 | RS-So. | Noblesville, Ind. |
| | 24 | Reis Vernon | 6-2 | 185 | Jr. | Bixby, Okla. |

NUMERICAL ROSTER

| No. | Name | Pos. | Ht. | Wt. | Yr. | Hometown (High School/Previous School) |
|-----|----------------------|------|------|-----|--------|---|
| 0 | Quentin Skinner | WR | 6-5 | 195 | Jr. | Claremore, Okla. (Claremore HS) |
| 1 | Kenny Logan Jr. | S | 6-0 | 210 | Sr. | St. Augustine, Fla. (Menendez HS) |
| 2 | Lawrence Arnold | WR | 6-3 | 200 | Jr. | DeSoto, Texas (DeSoto HS) |
| 2 | Cobee Bryant | CB | 6-0 | 170 | Jr. | Evergreen, Ala. (Hillcrest HS) |
| 3 | Mello Dotson | CB | 6-1 | 190 | Jr. | Daytona Beach, Fla. (Mainland HS) |
| 3 | Tanaka Scott | WR | 6-4 | 210 | RS-So. | Mobile, Ala. (Murphy HS) |
| 4 | Devin Neal | RB | 5-11 | 215 | Jr. | Lawrence, Kan. (Lawrence HS) |
| 4 | Marvin Grant | S | 6-2 | 210 | RS-Jr. | Detroit, Mich. (Martin Luther King/Purdue) |
| 5 | O.J. Burroughs | S | 5-10 | 185 | Jr. | Savannah, Ga. (IMG Academy) |
| 5 | Doug Emilien | WR | 6-1 | 190 | RS-So. | Fort Lauderdale, Fla. (American Heritage/Minnesota) |
| 6 | Taiwan Berryhill Jr. | LB | 6-2 | 230 | Jr. | New Orleans, La. (St. Augustine HS) |
| 6 | Jalon Daniels | QB | 6-0 | 220 | Jr. | Lawndale, Calif. (Lawndale HS) |
| 7 | Gage Keys | DL | 6-5 | 290 | RS-So. | Hilliard, Ohio (Hilliard Davidson HS/Minnesota) |
| 7 | Trevor Wilson | WR | 5-11 | 200 | RS-Jr. | Tallahassee, Fla. (Amos P. Godby HS) |
| 8 | Kwinton Lassiter | CB | 5-11 | 190 | Sr. | Chandler, Ariz. (Free State HS (Kan.)) |
| 9 | Jason Bean | QB | 6-3 | 205 | RS-Sr. | Mansfield, Texas (Lake Ridge HS/North Texas) |
| 9 | Austin Booker | DL | 6-6 | 245 | RS-So. | Greenwood, Ind. (Center Grove HS/Minnesota) |
| 10 | Jayson Gilliom | LB | 6-2 | 220 | RS-So. | Suwanee, Ga. (North Gwinnett HS) |
| 11 | Luke Grimm | WR | 6-0 | 195 | Jr. | Raymore, Mo. (Raymore-Peculiar HS) |
| 12 | Torry Locklin | RB | 6-2 | 205 | RS-Jr. | Rockdale, Texas (Rockdale HS) |
| 13 | Dylan Brooks | DE | 6-4 | 240 | RS-So. | Roanoke, Ala. (Handley HS/Auburn) |
| 13 | Keaton Kubecka | WR | 6-2 | 205 | Fr. | Austin, Texas (Westlake HS) |
| 14 | Jalen Dye | S | 6-0 | 195 | RS-So. | San Diego, Calif. (Cathedral Catholic HS/Palomar College) |
| 14 | Mikey Pauley | QB | 6-3 | 215 | RS-Fr. | Overland Park, Kan. (Blue Valley NW HS/Nebraska) |
| 15 | Cole Ballard | QB | 6-2 | 225 | Fr. | Westfield, Ind. (Westfield HS) |
| 15 | Craig Young | LB | 6-3 | 225 | RS-Sr. | Fort Wayne, Ind. (Wayne HS/Ohio State) |
| 16 | Logan Brantley | LB | 6-2 | 210 | Fr. | Denver, Colo. (Cherry Creek HS) |
| 16 | Ben Easters | QB | 6-3 | 220 | RS-So. | Brownsburg, Ind. (Brownsburg HS) |
| 17 | Jaden Hamm | TE | 6-6 | 245 | Fr. | Eudora, Kan. (Eudora HS) |
| 17 | Akili Hubbard | S | 6-2 | 200 | Jr. | Bellflower, Calif. (Bellflower HS/Golden West College) |
| 18 | Kalon Gervin | CB | 5-11 | 195 | RS-Sr. | Detroit, Mich. (Cass Technical HS/Michigan State) |
| 18 | Jack Jackson | QB | 6-3 | 195 | RS-So. | Dallas, Texas (Highland Park HS) |
| 19 | TJ Crews | QB | 6-0 | 200 | Fr. | Lenexa, Kan. (Chris Prep Academy) |
| 19 | Tristian Fletcher | LB | 6-0 | 225 | RS-So. | Cypress, Texas (Cy Ridge HS/Trinity Valley CC) |
| 20 | Donovan Gaines | LB | 5-10 | 220 | RS-So. | Moore, Okla. (Southmoore HS) |
| 20 | Daniel Hishaw Jr. | RB | 5-10 | 220 | RS-So. | Moore, Okla. (Moore HS) |
| 22 | Brian Dilworth | CB | 5-11 | 185 | RS-Fr. | Hollywood, Fla. (Chaminade-Madonna Prep) |
| 23 | Mason Ellis | S | 6-2 | 205 | RS-Fr. | Mulvane, Kan. (Mulvane HS) |
| 24 | Damarius McGhee | CB | 6-0 | 170 | RS-So. | Pensacola, Fla. (Pensacola Catholic HS/LSU) |
| 24 | Reis Vernon | P | 6-2 | 185 | Jr. | Bixby, Okla. (Bixby HS) |
| 25 | Dylan McDuffie | RB | 6-0 | 215 | RS-Sr. | Buffalo, N.Y. (Sweet Home HS/Buffalo/Georgia Tech) |
| 25 | Kaleb Purdy | S | 5-11 | 185 | RS-Fr. | St. Peters, Mo. (DeSmet Jesuit HS) |
| 26 | Krishawn Brown | LB | 6-1 | 220 | RS-So. | Tulsa, Okla. (Booker T. Washington HS) |
| 26 | Johnny Thompson, Jr. | RB | 5-11 | 200 | Fr. | Canoga Park, Calif. (Oaks Christian School) |
| 27 | Taylor Davis | S | 6-0 | 195 | Fr. | Missouri City, Texas (Ridge Point HS) |
| 28 | JB Brown | LB | 6-2 | 230 | Jr. | Hughes, Ark. (Har-Ber HS/Bowling Green) |
| 28 | Sevion Morrison | RB | 6-0 | 215 | Jr. | Tulsa, Okla. (Edison HS/Nebraska) |
| 29 | Jameel Croft | CB | 6-0 | 180 | Fr. | Detroit, Mich. (Martin Luther King HS) |
| 29 | Reece Thomas | WR | 5-10 | 185 | RS-So. | Lansing, Kan. (Lansing HS) |
| 30 | Rich Miller | LB | 6-1 | 230 | Sr. | Detroit, Mich. (Martin Luther King HS/Buffalo) |
| 30 | Carson Morgan | RB | 6-0 | 205 | Fr. | Bentonville, Ark. (Bentonville HS) |
| 31 | Landon Nelson | S | 5-11 | 190 | RS-So. | Maui, Hawaii (Valley HS) |
| 32 | Dylan Downing | LB | 6-1 | 235 | RS-Jr. | Kansas City, Kan. (Bishop Miege HS) |
| 34 | Owen Piepergerdes | K | 6-6 | 250 | RS-So. | Kansas City, Mo. (Rockhurst HS) |
| 34 | Alex Raich | LB | 6-3 | 215 | Jr. | Chur, Switzerland (Quader Schulhaus/Golden West College) |
| 35 | Billy Conaway | RB | 6-2 | 215 | RS-Jr. | Kansas City, Kan. (Shawnee Mission North/Butler CC) |
| 35 | Tony Terry | DE | 6-5 | 265 | Fr. | Jackson, Mo. (Jackson HS) |
| 36 | Isaiah Coppage | WR | 6-0 | 205 | Fr. | Shawnee Mission, Kan. (Bishop Miege HS) |
| 36 | Patrick Joyner Jr. | DE | 6-3 | 255 | RS-Sr. | Miami, Fla. (South Dade HS/Utah State) |
| 37 | Grayden Addison | P | 5-11 | 220 | RS-So. | Noblesville, Ind. (Noblesville HS) |
| 37 | Hayden Hatcher | DE | 6-3 | 245 | RS-Sr. | Council Bluffs, Iowa (Lewis Central HS) |
| 38 | Jack Schneider | RB | 6-3 | 195 | Fr. | Overland Park, Kan. (Blue Valley West HS) |
| 39 | Cole Mondl | LB | 5-10 | 220 | RS-So. | Lawrence, Kan. (Lawrence HS) |
| 40 | Tabor Allen | K | 6-1 | 195 | Jr. | Mansfield, Texas (Mansfield Lakeridge HS) |
| 40 | Devin Phillips | DL | 6-2 | 315 | RS-Sr. | Monroe, La. (Neville HS/Colorado State) |
| 41 | Hunter Luke | WR | 5-10 | 175 | Fr. | Westlake, Texas (Westlake HS) |
| 41 | Ezra Vedral | LB | 6-2 | 215 | Fr. | Omaha, Neb. (Creighton Prep HS) |

ALPHABETICAL ROSTER

| | | |
|--------------------|----|----|
| A | | |
| Grayden Addison | P | 37 |
| Tabor Allen | K | 40 |
| Lawrence Arnold | WR | 2 |
| B | | |
| Cole Ballard | QB | 15 |
| Lance Bassett | DL | 98 |
| Kobe Baynes | OL | 70 |
| Jason Bean | QB | 9 |
| Taiwan Berryhill | LB | 6 |
| Austin Booker | DL | 9 |
| Logan Brantley | LB | 16 |
| Jaydon Brittingham | DE | 59 |
| Dylan Brooks | DE | 13 |
| JB Brown | LB | 28 |
| Krishawn Brown | LB | 26 |
| Logan Brown | OL | 52 |
| Cobee Bryant | CB | 2 |
| Surahz Buncom | WR | 86 |
| OJ Burroughs | S | 5 |
| C | | |
| Bryce Cabeldue | OL | 77 |
| Kenan Caldwell | DL | 97 |
| Marcus Calvin | DL | 56 |
| Jared Casey | TE | 47 |
| Calvin Clements | OL | 75 |
| Isaiah Coppage | WR | 36 |
| Billy Conaway | RB | 35 |
| Quinton Conley | WR | 81 |
| TJ Crews IV | QB | 19 |
| Jameel Croft | QB | 29 |
| D | | |
| Jalon Daniels | QB | 6 |
| Jacoby Davis | CB | 47 |
| Taylor Davis | S | 27 |
| Brian Dilworth | CB | 22 |
| Mello Dotson | CB | 3 |
| Dylan Downing | LB | 32 |
| Emory Duggar | LS | 51 |
| Tommy Dunn Jr. | DL | 92 |
| Jalen Dye | S | 14 |
| E | | |
| Ben Easters | QB | 16 |
| Jake Eisenhauer | OL | 63 |
| Mason Ellis | S | 23 |
| Doug Emilien | WR | 5 |
| F | | |
| Mason Fairchild | TE | 89 |
| Kael Farkes | OL | 58 |
| Tristian Fletcher | LB | 19 |
| Michael Ford Jr. | OL | 54 |
| G | | |
| Donovan Gaines | LB | 20 |
| Kalon Gervin | CB | 18 |
| Jayson Gilliom | S | 10 |
| Nolan Gorczca | OL | 59 |
| Marvin Grant | S | 4 |
| Damon Greaves | P | 95 |
| Luke Grimm | WR | 11 |
| H | | |
| Jaden Hamm | TE | 17 |
| Hayden Hatcher | DE | 37 |
| Blake Herold | DL | 94 |
| Daniel Hishaw Jr. | RB | 20 |
| Luke Hosford | LS | 60 |
| Akili Hubbard | S | 17 |
| Will Huggins | TE | 87 |
| J | | |
| Jack Jackson | QB | 18 |
| Patrick Joyner Jr. | DE | 36 |

2023 ROSTER

| No. | Name | Pos. | Ht. | Wt. | Yr. | Hometown (High School/Previous School) |
|-----|---------------------|------|------|-----|--------|---|
| 43 | Andrew Russell | S | 6-2 | 200 | RS-Sr. | Victor, N.Y. (Victor HS/Michigan) |
| 44 | Cornell Wheeler | LB | 6-0 | 230 | Jr. | West Bloomfield, Mich. (West Bloomfield HS/Michigan) |
| 45 | Trevor Kardell | TE | 6-5 | 255 | Jr. | Lee's Summit, Mo. (Lee's Summit West HS) |
| 45 | Dean Miller | DE | 6-5 | 225 | RS-So. | Los Angeles, Calif. (Cathedral HS/Coll. of the Canyons) |
| 46 | Dillon Mong | TE | 6-7 | 235 | Fr. | Shawnee Mission, Kan. (Shawnee Mission East HS) |
| 46 | Davion Westmoreland | DE | 6-3 | 255 | RS-So. | Griffin, Ga. (Griffin HS/Hutchinson CC) |
| 47 | Jared Casey | TE | 6-0 | 255 | Jr. | Plainville, Kan. (Plainville HS) |
| 47 | Jacoby Davis | CB | 5-10 | 170 | Fr. | Houston, Texas (North Shore Senior HS) |
| 50 | Mike Novitsky | OL | 6-5 | 305 | RS-Sr. | Victor, NY. (Victor HS/Bufalo) |
| 51 | Emory Duggar | LS | 6-2 | 230 | RS-So. | Baton Rouge, La. (Catholic HS) |
| 52 | Logan Brown | OL | 6-6 | 315 | RS-Jr. | Grand Rapids, Mich. (East Kentwood HS/Wisconsin) |
| 52 | D.J. Withers | DL | 6-4 | 310 | RS-So. | Little Rock, Ark. (Joe T. Robinson HS) |
| 53 | Caleb Taylor | DL | 6-4 | 315 | Jr. | St. Louis, Mo. (Staley HS) |
| 54 | Michael Ford Jr. | OL | 6-3 | 305 | Jr. | Homewood, Ill. (Homewood-Flossmoor HS) |
| 55 | Ar'maj Reed-Adams | OL | 6-5 | 325 | RS-So. | DeSoto, Texas (DeSoto HS) |
| 56 | Marcus Calvin | DL | 6-2 | 320 | Fr. | St. Petersburg, Fla. (Gibbs HS) |
| 57 | Hank Kelly | OL | 6-4 | 295 | RS-So. | Fayetteville, Ark. (Fayetteville HS) |
| 58 | Kael Farkes | OL | 6-3 | 295 | RS-Fr. | Lenexa, Kan. (Shawnee Mission Northwest HS) |
| 59 | Jaydon Brittingham | DE | 6-3 | 250 | Fr. | Lawrence, Kan. (Lawrence HS) |
| 59 | Nolan Gorczyca | OL | 6-6 | 320 | RS-So. | Omaha, Neb. (Roncalli Catholic HS/Bufalo) |
| 60 | Luke Hosford | LS | 6-2 | 230 | RS-Jr. | Cuyahoga Falls, Ohio (Woodridge HS) |
| 63 | Jake Eisenhauer | OL | 6-1 | 300 | RS-So. | Salina, Kan. (Salina Central HS) |
| 67 | Dominick Puni | OL | 6-5 | 320 | RS-Sr. | St. Charles, Mo. (Francis Howell Central HS/Central Missouri) |
| 70 | Kobe Baynes | OL | 6-4 | 315 | RS-So. | Jacksonville, Fla. (Sandalwood HS/Louisville) |
| 71 | James Livingston | OL | 6-7 | 305 | RS-Fr. | Dexter, Mich. (Dexter HS) |
| 71 | Grady Seyfert | DL | 6-1 | 280 | Fr. | Beloit, Kan. (Beloit HS) |
| 72 | Danny Robinson | OL | 6-5 | 315 | RS-So. | Overland Park, Kan. (Blue Valley Northwest HS) |
| 73 | Dre Doiron | OL | 6-4 | 305 | RS-So. | London, Ontario (Catholic Central/Bufalo) |
| 74 | De'Kedrick Sterns | OL | 6-4 | 320 | RS-So. | Austin, Texas (Del Valle HS) |
| 75 | Calvin Clements | OL | 6-7 | 315 | Fr. | Lawrence, Kan. (Lawrence Free State HS) |
| 76 | Spencer Lovell | OL | 6-6 | 325 | RS-Jr. | Fort Collins, Colo. (Rocky Mountain HS/Arizona State/Cal) |
| 77 | Bryce Cabeldue | OL | 6-6 | 315 | Jr. | Clovis, N.M. (Clovis HS) |
| 80 | Mack Moeller | WR | 6-3 | 210 | RS-So. | Mission, Kan. (Bishop Miege HS) |
| 81 | Quinton Conley | TE | 6-6 | 235 | RS-Fr. | Kansas City, Mo. (Pembroke HS) |
| 82 | Isreal Moses | WR | 6-2 | 185 | Fr. | Minneapolis, Minn. (De La Salle HS) |
| 85 | Jarred Sample | WR | 5-10 | 185 | Fr. | Cypress, Texas (Cypress Ranch HS) |
| 86 | Surahz Buncom | WR | 6-4 | 175 | Fr. | Chula Vista, Calif. (Mater Dei Catholic) |
| 87 | Will Huggins | TE | 6-7 | 250 | RS-So. | Lenexa, Kan. (Shawnee Mission South HS) |
| 88 | Tevita Ahoafi-Noa | TE | 6-4 | 250 | RS-Sr. | Salt Lake City, Utah (Highland HS/Snow College) |
| 89 | Mason Fairchild | TE | 6-5 | 260 | Sr. | Andale, Kan. (Andale HS) |
| 90 | Jereme Robinson | DL | 6-3 | 260 | Jr. | Montgomery, Ala. (Carver HS) |
| 91 | Seth Keller | K | 5-8 | 170 | RS-Sr. | Colleyville, Texas (Covenant Christian HS/Texas St) |
| 92 | Tommy Dunn Jr. | DL | 6-3 | 310 | RS-So. | Garland, Texas (Naaman Forest HS) |
| 93 | Charlie Weinrich | K | 5-11 | 205 | RS-Fr. | Leawood, Kan. (Blue Valley HS/Nebraska) |
| 94 | Blake Herold | DL | 6-3 | 280 | Fr. | Shenandoah, Iowa (Shenandoah HS) |
| 95 | Damon Greaves | P | 6-1 | 200 | Fr. | Busselton, Australia |
| 96 | Cole Petrus | DE | 6-4 | 240 | RS-So. | St. Louis, Mo. (Vianney HS) |
| 97 | Kenean Caldwell | DL | 6-3 | 325 | RS-So. | Oak Grove, La. (Oak Grove HS) |
| 98 | Lance Bassett | DL | 6-2 | 290 | Fr. | Lawrence, Kan. (Lawrence HS) |
| 99 | Ronald McGee | DL | 6-3 | 275 | RS-Sr. | Sumter, S.C. (Sumter HS/Bufalo) |

PRONUNCIATION GUIDE

| | |
|---------------------|---------------------|
| Tanaka Scott | Tuh-nah-kuh |
| Doug Emilien | Ee-million |
| Taiwan Berryhill | Tie-wan |
| Jayson Gilliom | Gill-ee-um |
| Keaton Kubecka | Key-ton Cue-beck-uh |
| Akili Hubbard | Uh-key-lee |
| Kalon Gervin | Kay-len |
| Daniel Hishaw Jr. | High-shaw |
| Sevion Morrison | Say-vee-on |
| Owen Piepergerdes | Pe-pur-ger-des |
| Ezra Vedral | Vuh-drall |
| Trevor Kardell | Car-dell |
| Davion Westmoreland | Day-vee-on |

| | |
|-------------------|-------------------------------|
| Mike Novitsky | No-vit-ski |
| Emory Duggar | Dug-er |
| Ar'maj Reed-Adams | Ar-mah-jay |
| Kael Farkes | Far-kiss |
| Nolan Gorczyca | Gor-sik-uh |
| Dominick Puni | Poo-knee |
| Dre Doiron | Door-ee-in |
| Spencer Lovell | Love-ul |
| Surahz Buncom | Sir-ahz Bun-com |
| Tevita Ahoafi-Noa | Tuh-vee-tah Ah-ho-ah-fee Noah |

K

| | | |
|----------------|----|----|
| Trevor Kardell | TE | 45 |
| Seth Keller | K | 91 |
| Hank Kelly | OL | 57 |
| Gage Keys | DL | 7 |
| Keaton Kubecka | WR | 13 |

L

| | | |
|------------------|----|----|
| Kwinton Lassiter | CB | 8 |
| James Livingston | OL | 71 |
| Torry Locklin | RB | 12 |
| Kenny Logan Jr. | S | 1 |
| Spencer Lovell | OL | 76 |
| Hunter Luke | WR | 41 |

M

| | | |
|-----------------|----|----|
| Dylan McDuffie | RB | 25 |
| Ronald McGee | DL | 99 |
| Damarius McGhee | CB | 24 |
| Dean Miller | DE | 45 |
| Rich Miller | LB | 30 |
| Mack Moeller | TE | 49 |
| Cole Mondie | LB | 39 |
| Dillon Mong | TE | 46 |
| Carson Morgan | RB | 30 |
| Sevion Morrison | RB | 28 |
| Israel Moses | WR | 82 |

N

| | | |
|---------------|----|----|
| Devin Neal | RB | 4 |
| Landon Nelson | S | 31 |
| Tevita Noa | TE | 88 |
| Mike Novitsky | C | 50 |

P

| | | |
|-------------------|----|----|
| Mikey Pauley | QB | 14 |
| Cole Petrus | DE | 96 |
| Devin Phillips | DL | 40 |
| Owen Piepergerdes | K | 34 |
| Dominick Puni | OL | 67 |
| Kaleb Purdy | S | 25 |

R

| | | |
|-------------------|----|----|
| Alex Raich | LB | 34 |
| Ar'maj Reed-Adams | OL | 55 |
| Danny Robinson | OL | 72 |
| Jereme Robinson | DL | 90 |
| Andrew Russell | S | 43 |

S

| | | |
|-------------------|----|----|
| Jared Sample | WR | 85 |
| Jack Schneider | CB | 38 |
| Tanaka Scott | WR | 3 |
| Grady Seyfert | DL | 71 |
| Quentin Skinner | WR | 0 |
| De'Kedrick Sterns | OL | 74 |

T

| | | |
|---------------------|----|----|
| Caleb Taylor | DL | 53 |
| Tony Terry | DE | 35 |
| Reece Thomas | WR | 29 |
| Johnny Thompson Jr. | RB | 26 |

V

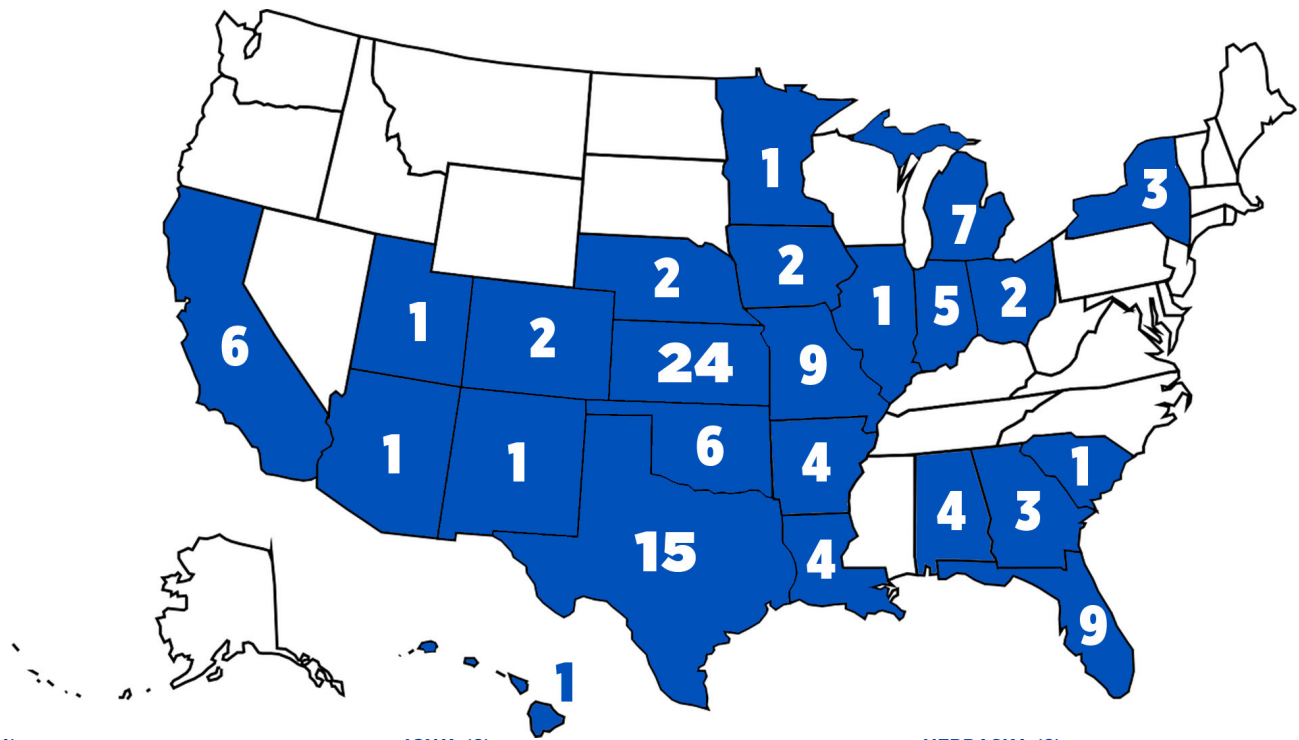
| | | |
|-------------|----|----|
| Ezra Vedral | LB | 41 |
| Reis Vernon | P | 24 |

W

| | | |
|---------------------|----|----|
| Charlie Weinrich | K | 93 |
| Davion Westmoreland | DE | 46 |
| Cornell Wheeler | LB | 44 |
| Trevor Wilson | WR | 7 |
| DJ Withers | DL | 52 |

Y

| | | |
|-------------|----|----|
| Craig Young | LB | 15 |
|-------------|----|----|



ALABAMA (4)

| | |
|-----------------|------------|
| Cobee Bryant | Evergreen |
| Tanaka Scott | Mobile |
| Jereme Robinson | Montgomery |
| Dylan Brooks | Roanoke |

ARKANSAS (4)

| | |
|---------------|--------------|
| Carson Morgan | Bentonville |
| Hank Kelly | Fayetteville |
| JB Brown | Hughes |
| D.J. Withers | Little Rock |

ARIZONA (1)

| | |
|------------------|----------|
| Kwinton Lassiter | Chandler |
|------------------|----------|

CALIFORNIA (6)

| | |
|---------------------|-------------|
| Akili Hubbard | Bellflower |
| Johnny Thompson Jr. | Canoga Park |
| Surahz Buncom | Chula Vista |
| Jalon Daniels | Lawndale |
| Dean Miller | Los Angeles |
| Jalen Dye | San Diego |

COLORADO (2)

| | |
|----------------|--------------|
| Logan Brantley | Denver |
| Spencer Lovell | Fort Collins |

FLORIDA (9)

| | |
|--------------------|-----------------|
| Mello Dotson | Daytona Beach |
| Doug Emillion | Fort Lauderdale |
| Brian Dilworth | Hollywood |
| Kobe Baynes | Jacksonville |
| Patrick Joyner Jr. | Miami |
| Damarius McGhee | Pensacola |
| Kenny Logan Jr. | St. Augustine |
| Marcus Calvin | St. Petersburg |
| Trevor Wilson | Tallahassee |

GEORGIA (3)

| | |
|---------------------|----------|
| Davion Westmoreland | Griffin |
| O.J. Burroughs | Savannah |
| Jayson Gilliom | Suwanee |

HAWAII (1)

| | |
|---------------|------|
| Landon Nelson | Maui |
|---------------|------|

ILLINOIS (1)

| | |
|------------------|----------|
| Michael Ford Jr. | Homewood |
|------------------|----------|

INDIANA (5)

| | |
|-----------------|-------------|
| Ben Easters | Brownsburg |
| Craig Young | Fort Wayne |
| Austin Booker | Greenwood |
| Grayden Addison | Noblesville |
| Cole Ballard | Westfield |

IOWA (2)

| | |
|----------------|----------------|
| Hayden Hatcher | Council Bluffs |
| Blake Herold | Shenandoah |

KANSAS (24)

| | |
|--------------------|-----------------|
| Mason Fairchild | Andale |
| Grady Seyfert | Beloit |
| Jaden Hamm | Eudora |
| Billy Conaway | Kansas City |
| Dylan Downing | Kansas City |
| Reece Thomas | Lansing |
| Lance Bassett | Lawrence |
| Jaydon Brittingham | Lawrence |
| Calvin Clements | Lawrence |
| Cole Mond | Lawrence |
| Devin Neal | Lawrence |
| Charlie Weinrich | Leawood |
| TJ Crews IV | Lenexa |
| Kael Farkes | Lenexa |
| Will Huggins | Lenexa |
| Mack Moeller | Mission |
| Mason Ellis | Mulvane |
| Mikey Pauley | Overland Park |
| Danny Robinson | Overland Park |
| Jack Schneider | Overland Park |
| Jared Casey | Plainville |
| Jake Eisenhauer | Salina |
| Dillon Mong | Shawnee Mission |
| Isaiah Coppage | Shawnee Mission |

LOUISIANA (4)

| | |
|------------------|-------------|
| Emory Dugger | Baton Rouge |
| Devin Phillips | Monroe |
| Taiwan Berryhill | New Orleans |
| Kenean Caldwell | Oak Grove |

MICHIGAN (7)

| | |
|------------------|-----------------|
| Jameel Croft | Detroit |
| Kalon Gervin | Detroit |
| Marvin Grant | Detroit |
| Rich Miller | Detroit |
| James Livingston | Dexter |
| Logan Brown | Grand Rapids |
| Cornell Wheeler | West Bloomfield |

MINNESOTA (1)

| | |
|--------------|-------------|
| Isreal Moses | Minneapolis |
|--------------|-------------|

MISSOURI (9)

| | |
|-------------------|--------------|
| Tony Terry | Jackson |
| Quinton Conley | Kansas City |
| Owen Piepergerdes | Kansas City |
| Trevor Kardell | Lee's Summit |
| Luke Grimm | Raymore |
| Dominick Puni | St. Charles |
| Cole Petrus | St. Louis |
| Caleb Taylor | St. Louis |
| Kaleb Purdy | St. Peters |

NEBRASKA (2)

| | |
|----------------|-------|
| Nolan Gorczyca | Omaha |
| Ezra Vedral | Omaha |

NEW MEXICO (1)

| | |
|----------------|--------|
| Bryce Cabeldue | Clovis |
|----------------|--------|

NEW YORK (3)

| | |
|----------------|---------|
| Dylan McDuffie | Buffalo |
| Mike Novitsky | Victor |
| Andrew Russell | Victor |

OHIO (2)

| | |
|--------------|----------------|
| Luke Hosford | Cuyahoga Falls |
| Gage Keys | Hilliard |

OKLAHOMA (6)

| | |
|-------------------|-----------|
| Reis Vernon | Bixby |
| Quentin Skinner | Claremore |
| Donovan Gaines | Moore |
| Daniel Hishaw Jr. | Moore |
| Krishawn Brown | Tulsa |
| Sevion Morrison | Tulsa |

SOUTH CAROLINA (1)

| | |
|--------------|--------|
| Ronald McGee | Sumter |
|--------------|--------|

TEXAS (15)

| | |
|-------------------|---------------|
| Keaton Kubecka | Austin |
| Hunter Luke | Austin |
| De'Kedrick Sterns | Austin |
| Seth Keller | Colleyville |
| Tristian Fletcher | Cypress |
| Jared Sample | Cypress |
| Jack Jackson | Dallas |
| Lawrence Arnold | DeSoto |
| Armaj Reed-Adams | DeSoto |
| Tommy Dunn Jr. | Garland |
| Jacoby Davis | Houston |
| Tabor Allen | Mansfield |
| Jason Bean | Mansfield |
| Taylor Davis | Missouri City |
| Torry Locklin | Rockdale |

UTAH (1)

| | |
|------------|----------------|
| Tevita Noa | Salt Lake City |
|------------|----------------|

AUSTRALIA (1)

| | |
|---------------|-----------|
| Damon Greaves | Busselton |
|---------------|-----------|

CANADA (1)

| | |
|------------|-----------------|
| Dre Doiron | London, Ontario |
|------------|-----------------|

SWITZERLAND (1)

| | |
|------------|------|
| Alex Raich | Chur |
|------------|------|



GAMES PLAYED AT KANSAS

| OFFENSE | | |
|--------------------|------|--------|
| PLAYER | 2022 | CAREER |
| Mason Fairchild | 13 | 44 |
| Torry Locklin | 13 | 29 |
| Luke Grimm | 12 | 28 |
| Bryce Cabeldue | 13 | 28 |
| Lawrence Arnold | 13 | 26 |
| Trevor Kardell | 13 | 25 |
| Mike Novitsky | 13 | 25 |
| Quentin Skinner | 13 | 24 |
| Michael Ford Jr. | 13 | 23 |
| Devin Neal | 13 | 22 |
| Jared Casey | 13 | 22 |
| Jalon Daniels | 9 | 20 |
| Armaj Reed-Adams | 13 | 20 |
| Trevor Wilson | 4 | 14 |
| Jason Bean | 12 | 14 |
| Tanaka Scott | 12 | 14 |
| Douglas Emilien | 13 | 13 |
| Dominick Puni | 13 | 13 |
| Daniel Hishaw, Jr. | 5 | 13 |
| Sevion Morrison | 12 | 12 |
| Tevita Ahoafi-Noa | 11 | 11 |
| Will Huggins | 1 | 7 |
| Kobe Baynes | 3 | 3 |
| Deondre Doiron | 3 | 3 |
| Nolan Gorczca | 1 | 1 |
| James Livingston | 1 | 1 |


CAREER STARTS AT KANSAS

| OFFENSE | | | | | Starts By Year | | | | |
|------------------|------|--------|--------|-------|----------------|------|------|------|------|
| PLAYER | POS. | YR. | STREAK | TOTAL | 2023 | 2022 | 2021 | 2020 | 2019 |
| Mason Fairchild | TE | Sr. | 9 | 29 | -- | 12 | 9 | 6 | 2 |
| Bryce Cabeldue | OL | Jr. | 27 | 27 | -- | 13 | 12 | 2 | -- |
| Mike Novitsky | OL | RS-Sr. | 25 | 25 | -- | 13 | 12 | -- | -- |
| Michael Ford Jr. | OL | Jr. | 24 | 24 | -- | 13 | 11 | -- | -- |
| Lawrence Arnold | WR | Jr. | 22 | 23 | -- | 13 | 9 | 1 | -- |
| Devin Neal | RB | Jr. | 1 | 20 | -- | 12 | 8 | -- | -- |
| Jalon Daniels | QB | Jr. | 3 | 18 | -- | 9 | 3 | 6 | -- |
| Luke Grimm | WR | Jr. | 5 | 18 | -- | 10 | 6 | 2 | -- |
| Jason Bean | QB | RS-Sr. | -- | 13 | -- | 4 | 9 | -- | -- |
| Dominick Puni | OL | RS-Sr. | 13 | 13 | -- | 13 | -- | -- | -- |
| Jared Casey | TE | Jr. | 1 | 8 | -- | 7 | 1 | 0 | -- |
| Trevor Wilson | WR | RS-Jr. | -- | 7 | -- | 0 | 7 | -- | -- |
| Quentin Skinner | WR | Jr. | -- | 7 | -- | 7 | -- | -- | -- |
| Daniel Hishaw | RB | RS-So. | -- | 3 | -- | 0 | 0 | 3 | -- |
| Armaj Reed-Adams | OL | RS-So. | -- | 3 | -- | 0 | 0 | 3 | -- |
| Trevor Kardell | TE | Jr. | 1 | 2 | -- | 0 | 2 | 0 | -- |
| Torry Locklin | RB | RS-Jr. | -- | 2 | -- | 2 | -- | -- | -- |
| Douglas Emilien | WR | RS-So. | -- | 1 | -- | 1 | -- | -- | -- |
| 243 OFFENSE | | | | | | | | | |
| 398 TOTAL | | | | | | | | | |
| DEFENSE | | | | | Starts By Year | | | | |
| PLAYER | POS. | YR. | STREAK | TOTAL | 2023 | 2022 | 2021 | 2020 | 2019 |
| Kenny Logan Jr. | S | Sr. | 20 | 32 | -- | 13 | 10 | 8 | 0 |
| Mello Dotson | CB | Jr. | 15 | 21 | -- | 13 | 8 | 0 | -- |
| Rich Miller | LB | Sr. | 22 | 22 | -- | 13 | 9 | -- | -- |
| Cobee Bryant | CB | Jr. | 4 | 18 | -- | 11 | 7 | -- | -- |
| Taiwan Berryhill | LB | Jr. | 13 | 18 | -- | 13 | 4 | 1 | -- |
| OJ Burroughs | S | Jr. | 13 | 14 | -- | 13 | 1 | -- | -- |
| Craig Young | LB | RS-Sr. | 9 | 12 | -- | 12 | -- | -- | -- |
| Kenean Caldwell | DL | RS-So. | -- | 7 | -- | 0 | 7 | 0 | -- |
| Caleb Taylor | DL | Jr. | -- | 4 | -- | 0 | 4 | 0 | -- |
| Jayson Gilliom | S | RS-So. | -- | 3 | -- | 0 | 3 | -- | -- |
| Jereme Robinson | DL | Jr. | -- | 1 | -- | 0 | 1 | -- | -- |
| Kalon Gervin | CB | RS-Sr. | -- | 2 | -- | 2 | -- | -- | -- |
| Hayden Hatcher | DE | RS-Sr. | -- | 1 | -- | 1 | -- | -- | -- |
| 155 DEFENSE | | | | | | | | | |
| 398 TOTAL | | | | | | | | | |

| DEFENSE | | |
|---------------------|------|--------|
| PLAYER | 2022 | CAREER |
| Kenny Logan Jr. | 13 | 45 |
| Hayden Hatcher | 13 | 38 |
| Taiwan Berryhill | 13 | 30 |
| Jereme Robinson | 13 | 28 |
| Mello Dotson | 13 | 28 |
| Caleb Taylor | 11 | 26 |
| OJ Burroughs | 13 | 25 |
| Rich Miller | 13 | 25 |
| Cobee Bryant | 12 | 23 |
| Dylan Downing | 12 | 21 |
| Cornell Wheeler | 11 | 19 |
| Kenean Caldwell | 0 | 16 |
| Kwinton Lassiter | 13 | 15 |
| Donovan Gaines | 12 | 14 |
| Cole Petrus | 13 | 14 |
| Marvin Grant | 13 | 13 |
| Ronald McGee | 1 | 13 |
| Kalon Gervin | 13 | 13 |
| DJ Withers | 13 | 13 |
| Tommy Dunn, Jr. | 12 | 12 |
| Jayson Gilliom | 0 | 12 |
| Andrew Russell | 12 | 12 |
| Tristian Fletcher | 4 | 4 |
| Krishawn Brown | 0 | 3 |
| Dean Miller | 3 | 3 |
| Davion Westmoreland | 3 | 3 |
| Jalen Dye | 2 | 2 |
| Brian Dilworth | 2 | 2 |
| Alex Raich | 2 | 2 |
| Landon Nelson | 1 | 1 |

| SPECIAL TEAMS | | |
|-------------------|------|--------|
| PLAYER | 2022 | CAREER |
| Tabor Allen | 13 | 31 |
| Reis Vernon | 12 | 29 |
| Luke Hosford | 7 | 22 |
| Emory Duggar | 8 | 8 |
| Owen Piepergerdes | 3 | 3 |
| Grayden Addison | 3 | 3 |


LT



67 | **DOMINICK PUNI**
6-5, 320, RS-Sr., 1L

- Preseason All-Big 12 Second Team selection by Phil Steel and third team by Athlon...Honorable Mention All-Big 12 in 2022 after starting all 13 games at left guard...Transferred to Kansas from Central Missouri, where he started all 13 games at left tackle in 2019.

| Year | GP/GS |
|--------|-------|
| 2022 | -/- |
| Career | 13/13 |




52 | **LOGAN BROWN**
6-6, 315, RS-Jr., TR

- Transferred to Kansas in January 2023 following four seasons at Wisconsin...Appeared in 26 games for the Badgers, making three starts early in the 2022 season...Rated a five-star recruit by 247Sports and a four-star prospect by ESPN and Rivals.

| Year | GP/GS |
|--------|-------|
| 2022 | -/- |
| Career | 0/0 |


LG



55 | **AR'MAJ REED-ADAMS**
6-6, 315, RS-Jr., TR

- Fourth-year member of the Kansas Football program...Started three games during the 2021 season and appeared in all 13 games of the 2022 season as a reserve...Three-star recruit out of DeSoto HS, where he was ranked the No. 72 prospect in the state of Texas.

| Year | GP/GS |
|--------|-------|
| 2023 | -/- |
| Career | 20/3 |




70 | **KOBE BAYNES**
6-4, 315, RS-So., RS

- Appeared in three games during the 2022 season after transferring to Kansas from Louisville during fall camp...Was the No. 124 player in the state of Florida coming out of Sandalwood HS in Jacksonville.

| Year | GP/GS |
|--------|-------|
| 2023 | -/- |
| Career | 3/0 |


C



50 | **MIKE NOVITSKY**
6-5, 305, RS-Sr., 2L

- Preseason All-Big 12 First Team selection...Selected to the Rimington Trophy Watch List for the fourth-consecutive season...Has started all 25 games at center for KU since arriving from Buffalo prior to the 2021 season...Didn't allow a sack and had just two QB hits in 846 snaps last season.

| Year | GP/GS |
|--------|-------|
| 2023 | -/- |
| Career | 25/25 |




73 | **DRE DOIRON**
6-4, 305, RS-So., RS

- Appeared in three games in 2022, his first at Kansas...Transferred to KU from Buffalo, where he started at right tackle in 10 games for the Bulls in 2021, appearing in all 12...Helped pave the way for a unit that averaged 195 rushing yards per game.

| Year | GP/GS |
|--------|-------|
| 2023 | -/- |
| Career | 3/0 |


RG



54 | **MICHAEL FORD**
6-3, 305, Jr., 2L

- Has started 24 straight games for the Jayhawks at right guard, dating back to Week 2 of the 2021 season...Transferred to Kansas from Buffalo, where he redshirted as a freshman...Was recruited to Buffalo from Homewood-Flossmoor HS in Illinois.

| Year | GP/GS |
|--------|-------|
| 2023 | -/- |
| Career | 25/24 |




76 | **SPENCER LOVELL**
6-6, 325, RS-Jr., TR

- College football veteran who transferred to Kansas following one season at Cal and three at Arizona State...Suffered a season-ending injury in game three of the 2022 season vs. Notre Dame...Three-star prospect coming out of Rocky Mountain HS in Fort Collins, Colorado.

| Year | GP/GS |
|--------|-------|
| 2023 | --/-- |
| Career | --/-- |


RT



77 | **BRYCE CABELDUE**
6-6, 315, Jr., 2L

- Has started 27 consecutive games at right tackle, dating back to late in the 2020 season...Third-longest streak of starts on the roster heading into 2023 season...Was recruited to Kansas from Clovis HS in New Mexico.

| Year | GP/GS |
|--------|-------|
| 2023 | -/- |
| Career | 29/27 |




75 | **CALVIN CLEMENTS**
6-7, 315, Fr., HS

- Hometown product who arrived at KU as a three-star prospect and the No. 8 player in the state of Kansas by Rivals and 247Sports.

| Year | GP/GS |
|--------|-------|
| 2023 | -/- |
| Career | -/- |


TE



89 | **MASON FAIRCHILD**
6-5, 260, Sr., 4L

- Three-year starter at tight end...Nominated for the Allstate AFCA Good Works Team...Preseason All-Big 12 Third Team selection (Athlon, Phil Steele) and on the John Mackey Award Preseason Watch List...All-Big 12 Second Team pick in 2022...Third-leading receiver (35 rec., 443 yds) and tied for the team lead with 6 TDs.

| Year | Rec. | Yds. | Avg. | TD | Long |
|--------|------|------|------|----|------|
| 2023 | - | - | - | - | - |
| Career | 45 | 660 | 12.0 | 7 | 48 |




45 | **TREVOR KARDELL**
6-5, 255, Jr., 2L

OR

- Has appeared in 24 games over the past two seasons...Hauled in five receptions last season, including a career-best three for 44 yards and his first career touchdown against Duke.


| Year | Rec. | Yds. | Avg. | TD | Long |
|--------|------|------|------|----|------|
| 2023 | - | - | - | - | - |
| Career | 10 | 151 | 15.1 | 1 | 44 |



47 | **JARED CASEY**
6-0, 255, Jr., 2L

- Appeared in 13 games last season, making seven starts...Totaled 18 receptions for 224 yards and four touchdowns...Had a career-best four catches for 23 yards at Kansas State...In 2021, made the game-winning two-point conversion reception to defeat Texas, 57-56, in overtime.

| Year | Rec. | Yds. | Avg. | TD | Long |
|--------|------|------|------|----|------|
| 2023 | - | - | - | - | - |
| Career | 24 | 319 | 13.3 | 6 | 66 |




4 | **DEVIN NEAL**
5-11, 215, Jr., 2L

- Preseason All-Big 12 First Team selection...On the watch list for the Maxwell Award and Doak Walker Award...Two-time All-Big 12 selection...Only returning 1,000-yard rusher in the Big 12...KU's first 1,000-yard rusher since 2019, finishing with 1,090 yards in 2022.

| Year | Att. | Yds. | Avg. | TD | Long |
|--------|------|-------|------|----|------|
| 2023 | - | - | - | - | - |
| Career | 338 | 1,797 | 5.3 | 17 | 80 |

RB




20 | **DANIEL HISHAW JR.**
5-10, 220, RS-So., 1L

OR

- Named to the Doak Walker Award Watch List and College Football Comeback Player of the Year Watch List...Appeared in five games in 2022 before suffering a season-ending injury...Rushed for 262 yards and five touchdowns and added 95 yards and a receiving touchdown last season before injury.

| Year | Att. | Yds. | Avg. | TD | Long |
|--------|------|------|------|----|------|
| 2023 | - | - | - | - | - |
| Career | 96 | 491 | 5.1 | 7 | 47 |




25 | **DYLAN MCDUFFIE**
6-0, 215, RS-Sr., TR

OR

- College football veteran, arrives in Lawrence after playing the 2022 season at Georgia Tech...Previously played four seasons at Buffalo, where he started his career under coach Lance Leipold...Has rushed for over 1,300 yards in his career, including 1,049 in 2021 at Buffalo.

| Year | Att. | Yds. | Avg. | TD | Long |
|--------|------|------|------|----|------|
| 2023 | - | - | - | - | - |
| Career | - | - | - | - | - |




28 | **SEVION MORRISON**
6-0, 215, Jr., 1L

- Rushed for 165 yards in 12 games last season, averaging 7.2 yards per carry with one touchdown...Transferred to Kansas from Nebraska, where he appeared in seven games, rushing 30 times for 116 yards and a touchdown...Rushed for a school-record 4,009 yards at Edison HS in Tulsa.

| Year | Att. | Yds. | Avg. | TD | Long |
|--------|------|------|------|----|------|
| 2023 | - | - | - | - | - |
| Career | 23 | 165 | 7.2 | 1 | 40 |


QB



6 | **JALON DANIELS**
6-0, 220, Jr., 3L

- Preseason Big 12 Offensive Player of the Year...Named to watch lists for the Maswell Award, Davey O'Brien Award, Walker Camp Award, Manning Award, Wuerffel Trophy and Johnny Unitas Golden Arm Award...Had an electric start to the 2022 season, guiding KU to a 5-0 record before suffering an injury.

| Year | Cmp | Att. | Pct. | Yds. | TD/Int. |
|--------|-----|------|------|-------|---------|
| 2023 | - | - | - | - | - |
| Career | 309 | 499 | 61.9 | 3,592 | 26/11 |




9 | **JASON BEAN**
6-3, 205, RS-Sr., 2L

- Has started 13 games over the past two seasons, throwing for better than 2,500 yards and 20 touchdowns...Threw for 200+ yards in five straight games in 2022, including two four-touchdown games...Began his career at North Texas for three seasons.

| Year | Cmp | Att. | Pct. | Yds. | TD/Int. |
|--------|-----|------|------|-------|---------|
| 2023 | - | - | - | - | - |
| Career | 189 | 318 | 59.4 | 2,532 | 20/10 |


SL



11 | **LUKE GRIMM**
6-0, 195, Jr., 2L

- Led the Jayhawks with 52 receptions and ranked second on the team with 623 receiving yards in 2022...Tied for the team-lead with six touchdowns...Surpassed 1,000 yards for his career and enters 2022 nearing 100 career receptions.

| Year | Rec. | Yds. | Avg. | TD | Long |
|--------|------|-------|------|----|------|
| 2023 | - | - | - | - | - |
| Career | 93 | 1,227 | 13.2 | 11 | 40 |




5 | **DOUG EMILIEN**
6-1, 190, RS-So., 1L

- Appeared in all 13 games at KU in 2022, making two receptions including a 10-yard touchdown in the AutoZone Liberty Bowl vs. Arkansas...Transferred to Kansas from Minnesota following his redshirt freshman campaign.

| Year | Rec. | Yds. | Avg. | TD | Long |
|--------|------|------|------|----|------|
| 2023 | - | - | - | - | - |
| Career | 2 | 21 | 10.5 | 1 | 11 |


X



2 | **LAWRENCE ARNOLD**
6-3, 200, Jr., 2L

- Returning two-year starter and Preseason All-Big 12 Fourth Team selection (Athlon, Phil Steele)...Named to the Earl Campbell Tyler Rose Award Watch List...Led the Jayhawks with 716 receiving yards last season, averaging 16.3 yards per reception.

| Year | Rec. | Yds. | Avg. | TD | Long |
|--------|------|------|------|----|------|
| 2023 | - | - | - | - | - |
| Career | 69 | 958 | 13.9 | 7 | 60 |




3 | **TANAKA SCOTT**
6-4, 210, RS-So., 1L

- Played in 12 games in 2022, making eight receptions for 109 yards...Has played in 14 games as a Jayhawk...Three-star recruit by Rivals and 247Sports coming out of Murphy HS in Mobile, Alabama.

| Year | Rec. | Yds. | Avg. | TD | Long |
|--------|------|------|------|----|------|
| 2023 | - | - | - | - | - |
| Career | 8 | 109 | 13.6 | 0 | 52 |

Z



0 | **QUENTIN SKINNER**
6-5, 195, RS-So., 2L


























- Breakthrough player in 2022, finishing fourth on the team with 26 receptions for 440 yards and five touchdowns...Had a career-high four receptions for 98 yards and two TDs vs. TCU...Played primarily special teams in 2021 after redshirting in 2020...Arrived at KU as a walk-on out of Claremore HS in Oklahoma.


| Year | Rec. | Yds. | Avg. | TD | Long |
|--------|------|------|------|----|------|
| 2023 | - | - | - | - | - |
| Career | 26 | 440 | 16.9 | 5 | 56 |

7 | **TREVOR WILSON**
5-11, 200, RS-Jr., 2L

- Has appeared in 16 games across the past two seasons at KU...Arrived in Lawrence before the 2021 season after spending two seasons at Buffalo under coach Lance Leipold...Hauled in a touchdown vs. Baylor in his first season at KU.

| Year | Rec. | Yds. | Avg. | TD | Long |
|--------|------|------|------|----|------|
| 2023 | - | - | - | - | - |
| Career | 29 | 416 | 14.3 | 1 | 47 |

| | | | | | | | | | |
|---|---|---|------|-------|----------|---------|-----|----|------|
|  | 90 JEROME ROBINSON 6-3, 260, Jr., 3L | <div>OR</div> <ul style="list-style-type: none">Appeared in all 13 games in 2022, finishing with a career-high 34 tackles, 8.5 tackles for loss and 3.0 sacks... Forced and recovered two fumbles...Finished the season with a career-best 6 tackles against Arkansas in the AutoZone Liberty Bowl...Three-star prospect out of Carver HS in Alabama. | Year | U-A-T | TFL-Yds. | Sk-Yds. | INT | PD | FF/R |
| | | | 2023 | -- | -- | -- | -- | -- | -- |
|  | 46 DAVION WESTMORELAND 6-3, 255, RS-So., RS | <div>OR</div> <ul style="list-style-type: none">Played in three games down the stretch of the 2022 season...Recorded one tackle at Baylor and another vs. Texas...Played two seasons at Hutchinson CC, earning second team all-conference honors. | Year | U-A-T | TFL-Yds. | Sk-Yds. | INT | PD | FF/R |
| | | | 2023 | -- | -- | -- | -- | -- | -- |
|  | 13 DYLAN BROOKS 6-4, 240, RS-So., TR | <div>OR</div> <ul style="list-style-type: none">Transferred to Kansas from Auburn, where he appeared in nine games during the 2022 season...Redshirted his first season at Auburn...Highly recruited out of Handley HS in Roanoke, Alabama...Rated the No. 1 prospect in Alabama by ESPN, No. 2 by 247Sports. | Year | U-A-T | TFL-Yds. | Sk-Yds. | INT | PD | FF/R |
| | | | 2023 | -- | -- | -- | -- | -- | -- |
|  | 92 TOMMY DUNN 6-3, 310, RS-So., 1L | <div>OR</div> <ul style="list-style-type: none">Saw reserve action in all 13 games during the 2022 season...Had a career-high 3 tackles and one-half sack at Oklahoma...Came to Kansas as a three-star prospect out of Naaman Forest HS in Garland, Texas. | Year | U-A-T | TFL-Yds. | Sk-Yds. | INT | PD | FF/R |
| | | | 2023 | -- | -- | -- | -- | -- | -- |
|  | 52 DJ WITHERS 6-4, 310, RS-So., 1L | <div>OR</div> <ul style="list-style-type: none">Appeared as a reserve in all 13 games in 2022...Recorded a season-best 3 tackles against Texas and had at least one tackle in four different games...Three-star recruit out of Joe T. Robinson HS in Little Rock, Arkansas | Year | U-A-T | TFL-Yds. | Sk-Yds. | INT | PD | FF/R |
| | | | 2023 | -- | -- | -- | -- | -- | -- |
|  | 97 KENEAN CALDWELL 6-3, 325, RS-So., 2L | <div>OR</div> <ul style="list-style-type: none">Redshirted in 2022 after playing in 16 games during his first two seasons at Kansas...Recorded 13 tackles in 2021...Came to KU as a three-star recruit and the No. 37 recruit in Louisiana, playing at Oak Grove HS. | Year | U-A-T | TFL-Yds. | Sk-Yds. | INT | PD | FF/R |
| | | | 2023 | -- | -- | -- | -- | -- | -- |
|  | 40 DEVIN PHILLIPS 6-2, 315, RS-Sr., TR | <div>OR</div> <ul style="list-style-type: none">Transferred to Kansas as a four-year starter at the FBS level while at Colorado State...Preseason All-Big 12 Fourth Team selection by Phil Steele...Totaled 33 tackles, including 4.0 tackles for loss and 2.5 sacks in 2022. | Year | U-A-T | TFL-Yds. | Sk-Yds. | INT | PD | FF/R |
| | | | 2023 | -- | -- | -- | -- | -- | -- |
|  | 7 GAGE KEYS 6-5, 290, RS-So., TR | <div>OR</div> <ul style="list-style-type: none">Joined the Jayhawks in spring 2023 following three seasons at Minnesota...Made his Minnesota debut last season, appearing in seven games and totaling five tackles and one QBH...Consensus three-start recruit out of Hilliard Davidson HS in Hilliard, Ohio. | Year | U-A-T | TFL-Yds. | Sk-Yds. | INT | PD | FF/R |
| | | | 2023 | -- | -- | -- | -- | -- | -- |
|  | 37 HAYDEN HATCHER 6-3, 245, RS-Sr., 2L | <div>OR</div> <ul style="list-style-type: none">One of the longest-tenured players on the roster, now in his fifth season at KU after starting his career at Iowa Western CC...Appeared in all 13 games during the 2022 season, including his first career start at Oklahoma...Had a career-high 4 tackles at Houston. | Year | U-A-T | TFL-Yds. | Sk-Yds. | INT | PD | FF/R |
| | | | 2023 | -- | -- | -- | -- | -- | -- |
|  | 9 AUSTIN BOOKER 6-6, 245, RS-So., TR | <div>OR</div> <ul style="list-style-type: none">Arrived at Kansas in January after two seasons at Minnesota...Appeared in six games for the Gophers in 2022, totaling two tackles and 1.0 tackle for loss...Three-star recruit out of Center Grove HS in Greenwood, Indiana, where he was the No. 9 recruit in thestate by 247Sports. | Year | U-A-T | TFL-Yds. | Sk-Yds. | INT | PD | FF/R |
| | | | 2023 | -- | -- | -- | -- | -- | -- |
|  | 36 PATRICK JOYNER JR. 6-3, 255, RS-Sr., TR | <div>OR</div> <ul style="list-style-type: none">Graduate transfer who arrived in Lawrence after playing two seasons at Utah State and three at Miami (Fla.)...In 2022 at Uta State, totaled 31 tackles, including 3.0 tackles for loss, 1.0 sack and one pass breakup... Finished off his season with four tackles against Memphis in the ServPro First Responder Bowl. | Year | U-A-T | TFL-Yds. | Sk-Yds. | INT | PD | FF/R |
| | | | 2023 | -- | -- | -- | -- | -- | -- |
|  | 15 CRAIG YOUNG 6-3, 225, RS-Sr., 1L | <div>OR</div> <ul style="list-style-type: none">Started 12 of 13 games in 2022, his first season at Kansas after transferring from Ohio State...Earned Preseason All-Big 12 Fourth Team honors from Phil Steele and Athlon Sports...Ranked third on the team with 4.5 sacks and second with 4.5 sacks as a junior...Three-star prospect out of Wayne HS in Fort Wayne, Indiana. | Year | U-A-T | TFL-Yds. | Sk-Yds. | INT | PD | FF/R |
| | | | 2023 | -- | -- | -- | -- | -- | -- |
|  | 10 JAYSON GILLIOM 6-2, 220, RS-So., RS | <div>OR</div> <ul style="list-style-type: none">Missed the 2022 season due to injury...Appeared in 12 games as a true freshman, making three starts... Had a career-best two tackles on four occasions...Composite three-star recruit by 247Sports and a top-20 recruit in Georgia coming out of North Gwinnett HS. | Year | U-A-T | TFL-Yds. | Sk-Yds. | INT | PD | FF/R |
| | | | 2023 | -- | -- | -- | -- | -- | -- |
|  | 30 RICH MILLER 6-1, 230, RS-Sr., 2L | <div>OR</div> <ul style="list-style-type: none">Two-year starter at Kansas after transferring from Buffalo, where he started his career under coach Lance Leipold...Preseason All-Big 12 Third Team selection by Athlon Sports...Earned Honorable Mention All-Big 12 in 2021...Ranked second on the team with 94 tackles (56 solo, 38 assist) in 2022. | Year | U-A-T | TFL-Yds. | Sk-Yds. | INT | PD | FF/R |
| | | | 2023 | -- | -- | -- | -- | -- | -- |
|  | 44 CORNELL WHEELER 6-0, 230, Jr., 1L | <div>OR</div> <ul style="list-style-type: none">Appeared in 19 games over his two seasons at Kansas, primarily on special teams...Transferred to KU from Michigan ahead of the 2021 season...Four-star prospect by Rivals and the No. 5 prospect in Michigan coming out of West Bloomfield HS. | Year | U-A-T | TFL-Yds. | Sk-Yds. | INT | PD | FF/R |
| | | | 2023 | -- | -- | -- | -- | -- | -- |
|  | 6 TAIWAN BERRYHILL JR. 6-2, 230, Jr., 2L | <div>OR</div> <ul style="list-style-type: none">Started all 13 games at linebacker in 2022...Ranked ninth on the team in tackles, totaling 46 (28 solo, 18 assist) on the year...Added 6.0 tackles for loss and 2.0 sacks...Has appeared in 30 consecutive games... Three-star recruit by all outlets coming out of St. Augustine HS in New Orleans. | Year | U-A-T | TFL-Yds. | Sk-Yds. | INT | PD | FF/R |
| | | | 2023 | -- | -- | -- | -- | -- | -- |
|  | 28 JB BROWN 6-2, 230, Jr., TR | <div>OR</div> <ul style="list-style-type: none">Transferred to Kansas after three seasons at Bowling Green...Appeared in all 30 games at BGSU over the past three seasons...Ranked fifth on the team with 53 tackles in 2022, including 4.5 tackles for loss and 1.5 sacks...Recruited to BGSU out of Har-Ber HS in Hughes, Arkansas. | Year | U-A-T | TFL-Yds. | Sk-Yds. | INT | PD | FF/R |
| | | | 2023 | -- | -- | -- | -- | -- | -- |
|  | 2 COBEE BRYANT 6-0, 170, Jr., 2L | <div>OR</div> <ul style="list-style-type: none">All-Big 12 First Team selection in 2022...Named to 2023 Watch Lists for Bronko Nagurski Trophy, Lott IMPACT Award, Chuck Bednarik Award and Jim Thorpe Award...Named Big 12 Defensive Player of the Week following an overtime interception to secure KU's victory at West Virginia in Week 2 of 2022 season. | Year | U-A-T | TFL-Yds. | Sk-Yds. | INT | PD | FF/R |
| | | | 2023 | -- | -- | -- | -- | -- | -- |
|  | 18 KALON GERVIN 5-11, 195, RS-Sr., 1L | <div>OR</div> <ul style="list-style-type: none">Saw action in all 13 games for KU in 2022, his first season with the Jayhawks after transferring in from Michigan State...Ranked fourth on the team with four passes defended while adding 21 tackles and 1.0 tackle for loss. | Year | U-A-T | TFL-Yds. | Sk-Yds. | INT | PD | FF/R |
| | | | 2023 | -- | -- | -- | -- | -- | -- |
|  | 5 O.J. BURROUGHS 5-10, 185, Jr., 2L | <div>OR</div> <ul style="list-style-type: none">Started all 13 games at safety in 2022...Finished the season with a career-high 8 tackles and an interception against Arkansas in the AutoZone Liberty Bowl, earning the Outstanding Defensive Player honor...Three-star recruit out of IMG Academy and Savannah, Georgia. | Year | U-A-T | TFL-Yds. | Sk-Yds. | INT | PD | FF/R |
| | | | 2023 | -- | -- | -- | -- | -- | -- |
|  | 4 MARVIN GRANT 6-2, 210, RS-Jr., 1L | <div>OR</div> <ul style="list-style-type: none">Appeared in all 13 games during the 2022 season, his first at KU after transferring in from Purdue...Ranked sixth on the team with 52 tackles (34 solo, 18 assist)...Four-star recruit by all outlets out of Martin Luther King HS in Detroit. | Year | U-A-T | TFL-Yds. | Sk-Yds. | INT | PD | FF/R |
| | | | 2023 | -- | -- | -- | -- | -- | -- |
|  | 1 KENNY LOGAN JR. 6-0, 210, Sr., 4L | <div>OR</div> <ul style="list-style-type: none">Most veteran member on the 2023 Kansas Football team, having played 45 games as a Jayhawk entering the season...Has led KU in tackles in each of the past three season, including back-to-back 100+ tackle seasons...On preseason watch list for the Paul Hornung Award for the third-straight season. | Year | U-A-T | TFL-Yds. | Sk-Yds. | INT | PD | FF/R |
| | | | 2023 | -- | -- | -- | -- | -- | -- |
|  | 14 JALEN DYE 6-0, 195, RS-So., RS | <div>OR</div> <ul style="list-style-type: none">Redshirted his first season at Kansas after transferring in from Palomar College, where he earned all-conference honors...Son of former Major League Baseball player Jermaine Dye, who played five seasons with the Kansas City Royals. | Year | U-A-T | TFL-Yds. | Sk-Yds. | INT | PD | FF/R |
| | | | 2023 | -- | -- | -- | -- | -- | -- |
|  | 3 MELLO DOTSON 6-1, 190, Jr., 2L | <div>OR</div> <ul style="list-style-type: none">Started all 13 games at cornerback in 2022 and has started 15 consecutive games...Ranked fifth on the team with 54 tackles (41 solo, 13 assist) in 2022 and was tied for second with two interceptions...Three-star prospect our of Mainland HS in Daytona Beach, Florida. | Year | U-A-T | TFL-Yds. | Sk-Yds. | INT | PD | FF/R |
| | | | 2023 | -- | -- | -- | -- | -- | -- |
|  | 8 KWINTON LASSITER 5-11, 190, Sr., 2L | <div>OR</div> <ul style="list-style-type: none">Appeared in all 13 games in 2022, primarily on special teams...Played two seasons at Butler CC...Son of the late Kwamie Lassiter, who played at KU from 1992-94 before a lengthy NFL career...Brother Kwamie Lassiter II played at KU from 2016-21 and currently plays for the NFL's Cincinnati Bengals. | Year | U-A-T | TFL-Yds. | Sk-Yds. | INT | PD | FF/R |
| | | | 2023 | -- | -- | -- | -- | -- | -- |
| | 24 DAMARIUS MCGHEE 6-0, 170, RS-So., TR | <div>OR</div> <ul style="list-style-type: none">Transferred to Kansas from LSU prior to the 2023 season...Appeared in 13 games at LSU over two seasons, including a start at cornerback for the Texas Bowl vs. Kansas State in 2021...Rated a four-star cornerback/athlete out of Pensacola HS in Pensacola, Florida. | Year | U-A-T | TFL-Yds. | Sk-Yds. | INT | PD | FF/R |
| | | | 2023 | -- | -- | -- | -- | -- | -- |



0

QUENTIN SKINNER
 Wide Receiver | 6'5" | 195 | 2L | Jr.
 Claremore, Okla. | Claremore HS

Notables:

- Fourth on the team in receptions (26) and third in receiving touchdowns (5) in 2022
- Had at least one reception in 12-of-13 games as a sophomore
- Hauled in two touchdowns on four recptions against TCU (Oct. 8)

Career Receiving Stats

| Date | Opponent | No. | Yds. | TD | Avg. |
|---------------|------------------|-----------|------------|----------|-------------|
| 9-2-22 | Tennessee Tech | 1 | 56 | 0 | 56.0 |
| 9-10-22 | at West Virginia | 3 | 50 | 1 | 16.7 |
| 9-17-22 | at Houston | 1 | -1 | 0 | -1.0 |
| 9-24-22 | Duke | 2 | 19 | 0 | 9.5 |
| 10-1-22 | Iowa State | 1 | 10 | 0 | 10.0 |
| 10-8-22 | TCU | 4 | 98 | 2 | 24.5 |
| 10-15-22 | at Oklahoma | 1 | 7 | 0 | 7.0 |
| 10-22-22 | at Baylor | 4 | 66 | 1 | 16.5 |
| 11-5-22 | Oklahoma State | 1 | 4 | 0 | 4.0 |
| 11-12-22 | at Texas Tech | 3 | 29 | 1 | 9.7 |
| 11-19-22 | Texas | 4 | 98 | 0 | 24.5 |
| 12-28-22 | vs. Arkansas | 1 | 4 | 0 | 4.0 |
| 2022 | | 26 | 440 | 5 | 16.9 |
| Career | | 26 | 440 | 5 | 16.9 |

Career Highs: Receptions - 4 (Three Times, MR vs. Texas, 11-19-22), Yards - 98 (Two Times, MR vs. Texas, 11-19-22), Touchdowns - 2 (vs. TCU, 10-8-22).

Career Rushing Stats

| Date | Opponent | No. | Yds. | TD | Avg. |
|---------------|-------------|----------|-----------|----------|-------------|
| 9-17-22 | at Houston | 1 | 18 | 0 | 18.0 |
| 10-8-22 | TCU | 1 | 8 | 0 | 8.0 |
| 10-15-22 | at Oklahoma | 1 | 20 | 0 | 20.0 |
| 2022 | | 3 | 46 | 0 | 15.3 |
| Career | | 3 | 46 | 0 | 15.3 |

Career Highs: Rushes - 2 (at Oklahoma, 11-7-20), Yards - 12 (at Oklahoma, 11-7-20)



1

KENNY LOGAN JR.
 Safety | 6'0" | 210 | 4L | Sr.
 St. Augustine, Fla. | Menendez HS

Notables:

- Preseason All-Big 12 selection by Phil Steele and Athlon Sports...Named to the Paul Hornung Award Watch List
- KU's leading tackler in each of the past three seasons, with 100+ tackles each during the 2021 and 2022 seasons
- Has appeared in 45 games as a Jayhawk, starting 32, both tops on the 2023 Kansas roster entering the season

Career Defensive Stats

| Date | Opponent | UA-At-TT | TFL | Sack | Int. | PD | FF/R |
|-------------|---------------------|-----------------|--------------|--------------|----------|----------|------------|
| 9-13-19 | at Boston College | 3-0-3 | 0-0 | 0-0 | 0 | 0 | 0/0 |
| 10-26-19 | Texas Tech | 2-1-3 | 0-0 | 0-0 | 0 | 0 | 0/0 |
| 11-2-19 | K-State | 2-1-3 | 0-0 | 0-0 | 0 | 0 | 0/0 |
| 11-16-19 | at Oklahoma State | 1-1-2 | 0-0 | 0-0 | 0 | 0 | 0/0 |
| 11-23-19 | at Iowa State | 1-0-1 | 0-0 | 0-0 | 0 | 0 | 0/0 |
| 11-30-19 | Baylor | 2-0-2 | 0-0 | 0-0 | 0 | 0 | 0/0 |
| 2019 | | 11-3-14 | 0-0 | 0-0 | 0 | 0 | 0/0 |
| 9-12-20 | Coastal Carolina | 6-1-7 | 0-0 | 0-0 | 0 | 0 | 0/0 |
| 9-26-20 | at Baylor | 4-3-7 | 1.0-6 | 1.0-6 | 0 | 0 | 1/0 |
| 10-3-20 | Oklahoma State | 8-4-12 | 0-0 | 0-0 | 0 | 1 | 0/0 |
| 10-17-20 | at West Virginia | 5-3-8 | 0-0 | 0-0 | 0 | 1 | 0/0 |
| 10-24-20 | at Kansas State | 6-0-6 | 0-0 | 0-0 | 0 | 0 | 0/0 |
| 10-31-20 | Iowa State | 3-0-3 | 0-0 | 0-0 | 1 | 1 | 0/0 |
| 11-7-20 | at Oklahoma State | 3-4-7 | 0-0 | 0-0 | 1 | 0 | 0/0 |
| 11-28-20 | TCU | 3-2-5 | 0-0 | 0-0 | 0 | 0 | 0/0 |
| 12-5-20 | at Texas Tech | 2-1-3 | 0-0 | 0-0 | 0 | 0 | 0/0 |
| 2020 | | 40-18-58 | 1.0-6 | 1.0-6 | 2 | 3 | 1/0 |
| 9-3-21 | South Dakota | 4-3-7 | 0-0 | 0-0 | 0 | 1 | 0/0 |
| 9-10-21 | at Coastal Carolina | 3-6-9 | 0-0 | 0-0 | 0 | 2 | 0/0 |
| 9-18-21 | Baylor | 7-2-9 | 0-0 | 0-0 | 0 | 1 | 1/1 |
| 9-25-21 | at Duke | 9-3-12 | 0-0 | 0-0 | 0 | 0 | 1/0 |

| | | | | | | | |
|---------------|-------------------|-------------------|---------------|--------------|----------|-----------|------------|
| 10-2-21 | at Iowa State | 1-1-2 | 0-0 | 0-0 | 0 | 0 | 0/0 |
| 10-16-21 | Texas Tech | 6-0-6 | 0-0 | 0-0 | 1 | 1 | 0/0 |
| 10-23-21 | Oklahoma | 10-4-14 | 0-0 | 0-0 | 0 | 0 | 0/0 |
| 10-30-21 | at Oklahoma State | 5-2-7 | 1.0-1 | 0-0 | 0 | 0 | 0/0 |
| 11-6-21 | Kansas State | 5-2-7 | 0-0 | 0-0 | 0 | 0 | 0/0 |
| 11-13-21 | at Texas | 11-0-11 | 0-0 | 0-0 | 0 | 1 | 0/0 |
| 11-20-21 | at TCU | 8-7-15 | 2.0-8 | 0-0 | 0 | 0 | 0/0 |
| 11-27-21 | West Virginia | 10-4-14 | 1.0-1 | 0-0 | 0 | 0 | 0/0 |
| 2021 | | 79-34-113 | 4.0-10 | 0.0 | 1 | 6 | 2/1 |
| 9-2-22 | Tennessee Tech | 4-0-4 | 0-0 | 0-0 | 0 | 0 | 0/0 |
| 9-10-22 | at West Virginia | 3-7-10 | 0-0 | 0-0 | 0 | 0 | 0/0 |
| 9-17-22 | at Houston | 3-2-5 | 0-0 | 0-0 | 1 | 0 | 0/0 |
| 9-24-22 | Duke | 3-1-4 | 0-0 | 0-0 | 0 | 1 | 0/0 |
| 10-1-22 | Iowa State | 4-0-4 | 0-0 | 0-0 | 0 | 1 | 0/0 |
| 10-8-22 | TCU | 8-4-12 | 0-0 | 0-0 | 0 | 0 | 1/1 |
| 10-15-22 | at Oklahoma | 7-7-14 | 1.0-2 | 0-0 | 1 | 0 | 0/0 |
| 10-22-22 | at Baylor | 5-3-8 | 0-0 | 0-0 | 0 | 0 | 0/0 |
| 11-5-22 | Oklahoma State | 6-2-8 | 0-0 | 0-0 | 0 | 0 | 0/0 |
| 11-12-22 | at Texas Tech | 8-3-11 | 0-0 | 0-0 | 0 | 0 | 0/0 |
| 11-19-22 | Texas | 9-1-10 | 0-0 | 0-0 | 0 | 0 | 0/0 |
| 11-26-22 | at Kansas State | 5-1-6 | 0.5-1 | 0-0 | 0 | 1 | 0/0 |
| 12-28-22 | vs. Arkansas | 7-3-10 | 0-0 | 0-0 | 0 | 1 | 0/0 |
| 2022 | | 72-34-106 | 1.5-3 | 0-0 | 2 | 4 | 1/1 |
| Career | | 202-89-291 | 6.5-19 | 1.0-6 | 5 | 18 | 4/2 |

Career Highs: Tackles - 15 (at TCU, 11-20-21), Tackles for Loss - 2.0 (at TCU, 11-20-21), Sacks - 1.0 (vs. Oklahoma State, 10-3-20), Pass Deflections - 2 (at Coastal Carolina, 9-10-21), Forced Fumbles - 1 (Three Times, MR vs. TCU, 10-8-22), Fumble recoveries - 1 (Two Times, MR vs. TCU, 10-8-22) Interceptions - 1 (Five Times, MR at Oklahoma, 10-16-22).

Career Kick Return Stats

| Date | Opponent | No. | Yds. | TD | Avg. |
|---------------|---------------------|-----------|--------------|----------|-------------|
| 8-31-19 | Indiana State | 1 | 16 | 0 | 16.0 |
| 9-28-19 | at TCU | 3 | 40 | 0 | 13.3 |
| 10-5-19 | Oklahoma | 1 | 24 | 0 | 24.0 |
| 11-30-19 | Baylor | 4 | 70 | 0 | 17.5 |
| 2019 | | 9 | 150 | 0 | 16.7 |
| 9-12-20 | Coastal Carolina | 1 | 24 | 0 | 24.0 |
| 9-31-20 | Iowa State | 2 | 124 | 1 | 62.0 |
| 11-7-20 | at Oklahoma | 5 | 118 | 0 | 23.6 |
| 11-28-20 | TCU | 4 | 65 | 0 | 16.0 |
| 12-5-20 | at Texas Tech | 1 | 15 | 0 | 15.0 |
| 2020 | | 13 | 345 | 1 | 26.5 |
| 9-3-21 | South Dakota | 1 | 83 | 0 | 83.0 |
| 9-10-21 | at Coastal Carolina | 3 | 76 | 0 | 25.3 |
| 9-25-21 | at Duke | 4 | 72 | 0 | 18.2 |
| 10-23-21 | Oklahoma | 1 | 20 | 0 | 20.0 |
| 10-30-21 | at Oklahoma State | 1 | 18 | 0 | 18.0 |
| 11-6-21 | Kansas State | 2 | 43 | 0 | 21.5 |
| 11-20-21 | at TCU | 1 | 25 | 0 | 25.0 |
| 2021 | | 13 | 337 | 0 | 25.9 |
| 9-2-22 | Tennessee Tech | 1 | 38 | 0 | 38.0 |
| 9-10-22 | at West Virginia | 2 | 30 | 0 | 15.0 |
| 10-8-22 | TCU | 1 | 21 | 0 | 21.0 |
| 10-15-22 | at Oklahoma | 1 | 31 | 0 | 31.0 |
| 11-5-22 | Oklahoma State | 1 | 15 | 0 | 15.0 |
| 11-12-22 | at Texas Tech | 2 | 36 | 0 | 18.0 |
| 11-19-22 | Texas | 4 | 66 | 0 | 16.5 |
| 2022 | | 12 | 237 | 0 | 19.8 |
| Career | | 49 | 1,151 | 1 | 23.5 |

Career Highs: Kick Returns - 5 (at Oklahoma, 11-7-20), Yards - 124 (vs. Iowa State, 10-31-20), Touchdowns - 1 (vs. Iowa State, 10-31-20), Long - 100 (vs. Iowa State, 10-31-20).

Career Punt Return Stats

| Date | Opponent | No. | Yds. | TD | Avg. |
|---------------|-------------------|----------|-----------|----------|------------|
| 10-19-19 | at Texas | 1 | 14 | 0 | 14.0 |
| 11-16-19 | at Oklahoma State | 2 | 6 | 0 | 3.0 |
| 11-23-19 | at Iowa State | 1 | 8 | 0 | 8.0 |
| 11-30-19 | Baylor | 1 | 0 | 0 | 0.0 |
| Career | | 5 | 28 | 0 | 5.6 |

Career Highs: Punt Returns - 2 (at Oklahoma State, 11-16-19), Yards - 14 (at Texas, 10-19-19)



2

LAWRENCE ARNOLD
 Wide Receiver | 6'3" | 200 | 3L | Jr.
 DeSoto, Texas | DeSoto HS

Notables:

- Preseason All-Big 12 Fourth Team selection by Phil Steele and Athlon
- Produced a team-high 716 receiving yards on 44 receptions
- Set new career-highs for receptions (eight) and yards (119) vs. Arkansas in the 2022 Autozone Liberty Bowl

Career Receiving Stats

| Date | Opponent | No. | Yds. | TD | Avg. |
|---------------|---------------------|-----------|--------------|----------|-------------|
| 9-12-20 | Coastal Carolina | 2 | 18 | 0 | 9.0 |
| 9-26-20 | at Baylor | 1 | 7 | 0 | 7.0 |
| 10-3-20 | Oklahoma State | 3 | 20 | 0 | 6.7 |
| 2020 | | 6 | 45 | 0 | 7.5 |
| 9-3-21 | South Dakota | 3 | 33 | 2 | 11.0 |
| 9-10-21 | at Coastal Carolina | 1 | 37 | 0 | 37.0 |
| 9-25-21 | at Duke | 8 | 65 | 0 | 8.5 |
| 10-16-21 | Texas Tech | 1 | 16 | 1 | 16.0 |
| 10-23-21 | Oklahoma | 4 | 73 | 0 | 18.3 |
| 10-30-21 | at Oklahoma State | 1 | 14 | 0 | 14.0 |
| 11-6-21 | Kansas State | 3 | 21 | 0 | 7.0 |
| 11-13-21 | at Texas | 4 | 30 | 0 | 7.5 |
| 11-20-21 | at TCU | 1 | 14 | 0 | 14.0 |
| 2021 | | 26 | 303 | 3 | 10.9 |
| 9-2-22 | Tennessee Tech | 4 | 56 | 0 | 14.0 |
| 9-10-22 | at West Virginia | 3 | 30 | 0 | 10.0 |
| 9-17-22 | at Houston | 3 | 24 | 0 | 8.0 |
| 9-24-22 | Duke | 4 | 84 | 1 | 21.0 |
| 10-8-22 | TCU | 3 | 41 | 0 | 13.7 |
| 10-15-22 | at Oklahoma | 5 | 113 | 2 | 22.6 |
| 10-22-22 | at Baylor | 3 | 53 | 0 | 17.7 |
| 11-5-22 | Oklahoma State | 2 | 18 | 1 | 9.0 |
| 11-12-22 | at Texas Tech | 4 | 110 | 0 | 27.5 |
| 11-19-22 | Texas | 1 | 42 | 0 | 42.0 |
| 11-26-22 | at Kansas State | 4 | 26 | 0 | 6.5 |
| 12-28-22 | vs. Arkansas | 8 | 119 | 0 | 14.9 |
| 2022 | | 44 | 716 | 4 | 16.6 |
| Career | | 77 | 1,077 | 7 | 13.0 |

Career Highs: Receptions - 8 (Two Times, MR vs. Arkansas, 12-28-22), Yards - 119 (vs. Arkansas, 12-28-22), Long - 60 (at Texas Tech, 11-12-22), Touch-downs - 2 (Two Times, MR at Oklahoma, 10-16-22)



2

COBEE BRYANT
 Cornerback | 6'0" | 175 | 2L | Jr.
 Evergreen, Ala. | Hillcrest HS

Notables:

- Preseason All-Big 12 First Team by Phil Steele and Athlon
- 2022 All-Big 12 First Team (Coaches) and All-Big 12 Second Team (AP)
- Caught a team-best three interceptions, including the walk-off interception at West Virginia in overtime

Career Defensive Stats

| Date | Opponent | UA-At-TTd | TFL | Sack | Int. | PD | FF/R |
|-------------|---------------------|----------------|--------------|------------|----------|----------|------------|
| 9-10-21 | at Coastal Carolina | 2-0-2 | 0-0 | 0-0 | 0 | 0 | 0/0 |
| 9-18-21 | Baylor | 3-1-4 | 0-0 | 0-0 | 0 | 0 | 0/0 |
| 10-2-21 | at Iowa State | 5-0-5 | 1-0-0 | 0-0 | 0 | 0 | 0/0 |
| 10-16-21 | Texas Tech | 3-1-4 | 0-0 | 0-0 | 0 | 0 | 0/0 |
| 10-23-21 | Oklahoma | 1-0-1 | 0-0 | 0-0 | 0 | 0 | 0/0 |
| 11-6-21 | Kansas State | 1-0-1 | 0-0 | 0-0 | 0 | 0 | 0/0 |
| 11-13-21 | at Texas | 3-1-4 | 0-0 | 0-0 | 1 | 1 | 0/0 |
| 11-20-21 | at TCU | 1-0-1 | 0-0 | 0-0 | 1 | 0 | 0/0 |
| 2021 | | 19-3-22 | 1.0-0 | 0-0 | 2 | 1 | 0/0 |

| | | | | | | | |
|----------|------------------|-------|-------|-----|---|---|-----|
| 9-10-22 | at West Virginia | 3-1-4 | 0-0 | 0-0 | 1 | 1 | 0/0 |
| 9-17-22 | at Houston | 3-0-3 | 0-0 | 0-0 | 0 | 0 | 0/0 |
| 9-24-22 | Duke | 4-0-4 | 0-0 | 0-0 | 0 | 0 | 0/0 |
| 10-1-22 | Iowa State | 5-1-6 | 0-0 | 0-0 | 1 | 1 | 0/0 |
| 10-8-22 | TCU | 1-0-1 | 0-0 | 0-0 | 0 | 1 | 0/0 |
| 10-15-22 | at Oklahoma | 3-1-4 | 0-0 | 0-0 | 0 | 0 | 0/0 |
| 11-5-22 | Oklahoma State | 4-2-6 | 0.5-1 | 0-0 | 1 | 2 | 0/0 |
| 11-12-22 | at Texas Tech | 3-0-3 | 0-0 | 0-0 | 0 | 3 | 0/0 |
| 11-19-22 | Texas | 1-0-1 | 0-0 | 0-0 | 0 | 0 | 0/0 |
| 11-26-22 | at Kansas State | 1-0-1 | 0-0 | 0-0 | 0 | 0 | 0/0 |
| 12-18-22 | vs. Arkansas | 3-1-4 | 0-0 | 0-0 | 0 | 1 | 0/1 |

| | | | | | | | |
|---------------|--|----------------|--------------|------------|----------|-----------|------------|
| 2022 | | 32-6-38 | 0.5-1 | 0-0 | 3 | 9 | 0/1 |
| Career | | 51-8-59 | 1.5-1 | 0-0 | 5 | 10 | 0/1 |

Career Highs: Tackles - 6 (Two Times, MR vs. Oklahoma State, 11-5-22), Tackles for loss - 1 (at Iowa State, 10-2-21), Interceptions - 1 (Five Times, MR vs. Oklahoma State, 11-5-22), Pass Deflections - 3 (at Texas Tech, 11-12-22).



3

MELLO DOTSON
 Cornerback | 6'1" | 185 | 2L | Jr.
 Daytona Beach, Fla. | Mainland HS

Notables:

- Earned a career-high nine tackles vs. Duke (9-24-22)
- Produced the fifth-most tackles on the team, finished 2022 with 54 tackles
- Broke up the second-most passes on the team (six), including two interceptions

Career Defensive Stats

| Date | Opponent | UA-At-TT | TFL | Sack | Int. | PD | FF/R |
|---------------|---------------------|-----------------|--------------|------------|----------|----------|------------|
| 10-3-20 | Oklahoma State | 1-0-1 | 0-0 | 0-0 | 0 | 0 | 0/0 |
| 11-7-20 | Oklahoma | 0-1-1 | 0-0 | 0-0 | 0 | 0 | 0/0 |
| 2020 | | 1-1-2 | 0-0 | 0-0 | 0 | 0 | 0/0 |
| 9-3-21 | South Dakota | 1-0-1 | 0-0 | 0-0 | 0 | 0 | 0/0 |
| 9-10-21 | at Coastal Carolina | 1-0-1 | 0-0 | 0-0 | 0 | 0 | 0/0 |
| 9-18-21 | Baylor | 3-0-3 | 0-0 | 0-0 | 0 | 0 | 0/1 |
| 9-25-21 | at Duke | 3-1-4 | 0-0 | 0-0 | 1 | 1 | 0/0 |
| 10-2-21 | at Iowa State | 2-0-2 | 0-0 | 0-0 | 0 | 0 | 0/0 |
| 10-16-21 | Texas Tech | 2-1-3 | 0-0 | 0-0 | 0 | 1 | 1/0 |
| 10-23-21 | Oklahoma | 2-0-2 | 0-0 | 0-0 | 0 | 0 | 0/0 |
| 10-30-21 | at Oklahoma State | 2-0-2 | 0-0 | 0-0 | 0 | 0 | 0/0 |
| 11-6-21 | Kansas State | 2-0-2 | 0-0 | 0-0 | 0 | 0 | 0/0 |
| 11-13-21 | at Texas | 1-0-1 | 0-0 | 0-0 | 0 | 0 | 0/0 |
| 2021 | | 20-2-22 | 0-0 | 0-0 | 1 | 2 | 1/1 |
| 9-2-22 | Tennessee Tech | 1-0-1 | 0-0 | 0-0 | 0 | 1 | 0/0 |
| 9-10-22 | at West Virginia | 4-0-4 | 0-0 | 0-0 | 0 | 0 | 0/0 |
| 9-17-22 | at Houston | 3-0-3 | 0-0 | 0-0 | 0 | 0 | 0/0 |
| 9-24-22 | Duke | 8-1-9 | 1.0-2 | 0-0 | 0 | 2 | 0/0 |
| 10-1-22 | Iowa State | 5-2-7 | 0-0 | 0-0 | 0 | 0 | 0/0 |
| 10-8-22 | TCU | 1-2-3 | 0-0 | 0-0 | 0 | 0 | 0/0 |
| 10-15-22 | at Oklahoma | 3-4-7 | 0-0 | 0-0 | 0 | 2 | 0/0 |
| 10-22-22 | at Baylor | 3-1-4 | 0-0 | 0-0 | 1 | 1 | 0/0 |
| 11-5-22 | Oklahoma State | 3-0-3 | 0-0 | 0-0 | 1 | 1 | 0/0 |
| 11-12-22 | at Texas Tech | 3-2-5 | 0-0 | 0-0 | 0 | 0 | 0/0 |
| 11-19-22 | Texas | 1-1-2 | 0-0 | 0-0 | 0 | 0 | 0/0 |
| 11-26-22 | at Kansas State | 2-0-2 | 0-0 | 0-0 | 0 | 0 | 0/0 |
| 12-28-22 | vs. Arkansas | 4-0-4 | 0-0 | 0-0 | 0 | 1 | 0/0 |
| 2022 | | 41-13-54 | 1.0-2 | 0-0 | 2 | 7 | 0/0 |
| Career | | 63-17-80 | 1.0-2 | 0-0 | 3 | 9 | 1/1 |

Career Highs: Tackles - 9 (vs. Duke, 9-24-22), Interceptions - 1 (Three Times, MR vs. Oklahoma State, 11-5-22), Forced Fumbles - 1 (Texas Tech, 10-16-21), Tackles for loss - 1 (vs. Texas Tech, 10-16-21), Pass Deflections - 2 (Two Times, MR at Oklahoma, 10-15-22)



3

TANAKA SCOTT

Wide Receiver | 6'4" | 205 | 1L | RS-So.

Mobile, Ala. | Murphy HS

Notables:

- Made eight receptions in eight games
- Caught a 52-yard pass vs. TCU (10-8-22), good enough for a new career-high

Career Receiving Stats

| Date | Opponent | No. | Yds. | TD | Avg. |
|---------------|------------------|----------|------------|----------|-------------|
| 9-10-22 | at West Virginia | 1 | 11 | 0 | 11.0 |
| 9-17-22 | at Houston | 1 | 8 | 0 | 8.0 |
| 9-24-22 | Duke | 1 | 13 | 0 | 13.0 |
| 10-1-22 | Iowa State | 1 | 4 | 0 | 4.0 |
| 10-8-22 | TCU | 1 | 52 | 0 | 52.0 |
| 10-22-22 | at Baylor | 1 | 3 | 0 | 3.0 |
| 11-19-22 | Texas | 1 | -2 | 0 | -2.0 |
| 12-28-22 | vs. Arkansas | 1 | 20 | 0 | 20.0 |
| 2022 | | 8 | 109 | 0 | 13.6 |
| Career | | 8 | 109 | 0 | 13.6 |

Career Highs: Receptions - 1 (Eight Times, MR vs. Arkansas, 12-28-22), Yards - 52 (vs. TCU, 10-8-22), Long - 52 (vs. TCU, 10-8-22)

Career Rushing Stats

| Date | Opponent | No. | Yds. | TD | Avg. |
|---------------|-------------|----------|----------|----------|------------|
| 10-15-22 | at Oklahoma | 1 | 1 | 0 | 1.0 |
| 2022 | | 1 | 1 | 0 | 1.0 |
| Career | | 1 | 1 | 0 | 1.0 |

Career Highs: Rushes - 2 (at Oklahoma, 11-7-20), Yards - 12 (at Oklahoma, 11-7-20)



4

MARVIN GRANT

Safety | 6'2" | 205 | 1L | RS-Jr.

Detroit, Mich. | Martin Luther King Jr. HS/Purdue

Notables:

- Appeared in all 13 games last season
- Logged a career-high 11 tackles at Baylor (10-22-22)
- 2022 included one pass defense and two tackles for loss

Career Defensive Stats

| Date | Opponent | UA-At-TT | TFL | Sack | Int. | PD | FF/R |
|---------------|------------------|-----------------|--------------|------------|----------|----------|------------|
| 9-2-22 | Tennessee Tech | 2-0-2 | 0-0 | 0-0 | 0 | 0 | 0/0 |
| 9-10-22 | at West Virginia | 2-1-3 | 0-0 | 0-0 | 0 | 0 | 0/0 |
| 9-17-22 | at Houston | 1-0-1 | 0-0 | 0-0 | 0 | 0 | 0/0 |
| 9-24-22 | Duke | 3-1-4 | 0-0 | 0-0 | 0 | 1 | 0/0 |
| 10-1-22 | Iowa State | 2-2-4 | 0-0 | 0-0 | 0 | 0 | 0/0 |
| 10-8-22 | TCU | 1-1-2 | 0-0 | 0-0 | 0 | 0 | 0/0 |
| 10-15-22 | at Oklahoma | 3-3-6 | 0-0 | 0-0 | 0 | 0 | 0/0 |
| 10-22-22 | at Baylor | 7-4-11 | 0-0 | 0-0 | 0 | 0 | 0/0 |
| 11-5-22 | Oklahoma State | 1-1-2 | 0-0 | 0-0 | 0 | 0 | 0/0 |
| 11-12-22 | at Texas Tech | 1-0-1 | 0-0 | 0-0 | 0 | 0 | 0/0 |
| 11-19-22 | Texas | 5-1-6 | 1-0-2 | 0-0 | 0 | 0 | 0/0 |
| 11-26-22 | at Kansas State | 4-1-5 | 0-5-0 | 0-0 | 0 | 0 | 0/0 |
| 12-28-22 | vs. Arkansas | 2-3-5 | 0-5-0 | 0-0 | 0 | 0 | 1/0 |
| 2022 | | 34-18-52 | 2-0-2 | 0-0 | 0 | 1 | 1/0 |
| Career | | 34-18-52 | 2-0-2 | 0-0 | 0 | 1 | 1/0 |

Career Highs: Tackles - 11 (at Baylor, 10-22-22), , Forced Fumbles - 1 (vs. Arkansas, 12-28-22), Tackles for loss - 1 (vs. Texas, 11-19-22), Pass Deflections - 1 (vs. Duke, 9-24-22)



4

DEVIN NEAL

Running Back | 5'11" | 210 | 2L | Jr.

Lawrence, Kan. | Lawrence HS

Notables:

- Preseason All-Big 12 First Team by Phil Steele and Athlon
- 2022 All-Big 12 Honorable Mention
- His 224 rushing yards vs. Oklahoma State (11-5-22) rank No. 12 in program history

Career Rushing Stats

| Date | Opponent | No. | Yds. | TD | Avg. |
|---------------|---------------------|------------|--------------|-----------|------------|
| 9-3-21 | South Dakota | 1 | 2 | 0 | 2.0 |
| 9-10-21 | at Coastal Carolina | 11 | 40 | 1 | 3.6 |
| 9-18-21 | Baylor | 10 | 33 | 0 | 3.3 |
| 9-25-21 | at Duke | 17 | 107 | 1 | 6.3 |
| 10-2-21 | at Iowa State | 15 | 83 | 0 | 5.5 |
| 10-16-21 | Texas Tech | 15 | 54 | 0 | 3.6 |
| 10-23-21 | Oklahoma | 23 | 100 | 2 | 4.3 |
| 10-30-21 | at Oklahoma State | 9 | 25 | 0 | 2.8 |
| 11-6-21 | Kansas State | 19 | 62 | 0 | 3.3 |
| 11-13-21 | at Texas | 24 | 143 | 3 | 6.0 |
| 11-20-21 | at TCU | 14 | 59 | 1 | 4.2 |
| 2021 | | 158 | 707 | 8 | 4.2 |
| 9-2-22 | Tennessee Tech | 4 | 108 | 2 | 27.0 |
| 9-10-22 | at West Virginia | 10 | 42 | 2 | 4.2 |
| 9-17-22 | at Houston | 14 | 54 | 0 | 3.9 |
| 9-24-22 | Duke | 9 | 54 | 0 | 6.0 |
| 10-1-22 | Iowa State | 12 | 75 | 0 | 6.2 |
| 10-8-22 | TCU | 15 | 88 | 0 | 5.9 |
| 10-15-22 | at Oklahoma | 12 | 84 | 1 | 7.0 |
| 10-22-22 | at Baylor | 10 | 32 | 1 | 3.2 |
| 11-5-22 | Oklahoma State | 32 | 224 | 1 | 7.0 |
| 11-12-22 | at Texas Tech | 24 | 190 | 0 | 7.9 |
| 11-19-22 | Texas | 13 | 51 | 0 | 3.9 |
| 11-26-22 | at Kansas State | 16 | 59 | 2 | 3.7 |
| 12-28-22 | vs. Arkansas | 9 | 29 | 0 | 3.2 |
| 2022 | | 180 | 1,080 | 9 | 6.0 |
| Career | | 338 | 1,797 | 17 | 5.3 |

Career Highs: Rushes - 32 (vs. Oklahoma State, 11-5-22), Yards - 224 (vs. Oklahoma State, 11-5-22), Touchdowns - 3 (at Texas, 11-13-21), Long - 80 (vs. Tennessee Tech, 9-2-22).

Career Receiving Stats

| Date | Opponent | No. | Yds. | TD | Avg. |
|---------------|-------------------|-----------|------------|----------|------------|
| 10-16-21 | Texas Tech | 1 | 7 | 0 | 7.0 |
| 10-30-21 | at Oklahoma State | 1 | -2 | 0 | -2.0 |
| 11-6-21 | Kansas State | 2 | 13 | 0 | 6.5 |
| 11-13-21 | at Texas | 2 | 26 | 1 | 13.0 |
| 11-20-21 | at TCU | 1 | 13 | 0 | 13.0 |
| 2021 | | 7 | 57 | 1 | 8.1 |
| 9-2-22 | Tennessee Tech | 1 | 10 | 0 | 10.0 |
| 9-10-22 | at West Virginia | 1 | 17 | 1 | 17.0 |
| 9-24-22 | Duke | 1 | 4 | 0 | 4.0 |
| 10-8-22 | TCU | 1 | 1 | 0 | 1.0 |
| 10-15-22 | at Oklahoma | 1 | 3 | 0 | 3.0 |
| 10-22-22 | at Baylor | 1 | -2 | 0 | -2.0 |
| 11-5-22 | Oklahoma State | 6 | 110 | 0 | 18.3 |
| 11-12-22 | at Texas Tech | 4 | 8 | 0 | 2.0 |
| 11-19-22 | Texas | 1 | -1 | 0 | -1.0 |
| 11-26-22 | at Kansas State | 2 | 10 | 0 | 5.0 |
| 12-28-22 | vs. Arkansas | 2 | 23 | 0 | 11.5 |
| 2022 | | 21 | 183 | 1 | 8.7 |
| Career | | 28 | 240 | 2 | 8.6 |

Career Highs: Receptions - 6 (vs. Oklahoma State, 11-5-22), Yards - 110 (vs. Oklahoma State, 11-5-22) Touchdowns - 1 (Two Time, MR at West Virginia, (9-10-22), Long - 53 (vs. Oklahoma State, 11-5-22)



5

O.J. BURROUGHS
 Safety | 5'10" | 185 | 2L | Jr.
 Savannah, Ga. | IMG Academy

Notables:

- Started all 13 games for the Jayhawks
- Logged two interception in 2022, second-most on the team
- Produced a career-high eight tackles vs. Arkansas in the 2022 Autozone Liberty Bowl and was named the team's Defensive MVP for the game

Career Defensive Stats

| Date | Opponent | UA-At-TT | TFL | Sack | Int. | PD | FF/R |
|---------------|-------------------|-----------------|--------------|------------|----------|----------|------------|
| 9-3-21 | South Dakota | 2-0-2 | 0-0 | 0-0 | 0 | 1 | 0/0 |
| 9-18-21 | Baylor | 4-1-5 | 0-0 | 0-0 | 0 | 0 | 1/0 |
| 9-25-21 | at Duke | 2-1-3 | 0-0 | 0-0 | 0 | 0 | 0/0 |
| 10-2-21 | at Iowa State | 1-0-1 | 0-0 | 0-0 | 0 | 0 | 0/0 |
| 10-16-21 | Texas Tech | 2-0-2 | 0-0 | 0-0 | 0 | 0 | 0/0 |
| 10-23-21 | Oklahoma | 1-1-2 | 0-0 | 0-0 | 0 | 0 | 0/0 |
| 10-30-21 | at Oklahoma State | 0-1-1 | 0-0 | 0-0 | 0 | 0 | 0/0 |
| 11-6-21 | Kansas State | 4-0-4 | 0-0 | 0-0 | 0 | 1 | 0/0 |
| 11-13-21 | at Texas | 4-0-4 | 0-0 | 0-0 | 1 | 0 | 0/0 |
| 11-20-21 | at TCU | 2-0-2 | 0-0 | 0-0 | 0 | 0 | 0/0 |
| 2021 | | 22-4-26 | 0-0 | 0-0 | 1 | 2 | 1/0 |
| 9-2-22 | Tennessee Tech | 1-0-1 | 0-0 | 0-0 | 0 | 0 | 0/0 |
| 9-10-22 | at West Virginia | 3-0-3 | 0-0 | 0-0 | 0 | 0 | 0/0 |
| 9-17-22 | at Houston | 1-0-1 | 0-0 | 0-0 | 0 | 0 | 0/0 |
| 9-24-22 | Duke | 5-0-5 | 0-0 | 0-0 | 0 | 0 | 0/0 |
| 10-1-22 | Iowa State | 3-0-3 | 0-0 | 0-0 | 0 | 1 | 0/0 |
| 10-8-22 | TCU | 2-3-5 | 0.5-1 | 0-0 | 1 | 1 | 0/0 |
| 10-15-22 | at Oklahoma | 3-3-6 | 0-0 | 0-0 | 0 | 0 | 0/0 |
| 10-22-22 | at Baylor | 3-0-3 | 0-0 | 0-0 | 0 | 1 | 0/0 |
| 11-12-22 | at Texas Tech | 3-0-3 | 0-0 | 0-0 | 0 | 1 | 0/0 |
| 11-19-22 | Texas | 6-0-6 | 0-0 | 0-0 | 0 | 0 | 1/0 |
| 11-26-22 | at Kansas State | 4-0-4 | 0-0 | 0-0 | 0 | 0 | 0/0 |
| 12-28-22 | vs. Arkansas | 4-4-8 | 0-0 | 0-0 | 1 | 1 | 0/0 |
| 2022 | | 38-11-49 | 0.5-1 | 0-0 | 2 | 5 | 1/0 |
| Career | | 60-15-75 | 0.5-1 | 0-0 | 3 | 8 | 2/0 |

Career Highs: Tackles - 8 (vs. Arkansas, 12-28-22), Forced Fumbles - 1 (Two Times, MR vs. Texas, 11-19-22), Pass deflections - 1 (Eight times, MR vs. Arkansas, 12-28-22), Interceptions - 1 (Three Times, MR vs. Arkansas, 12-28-22).



5

DOUG EMILIEN
 Wide Receiver | 6'1" | 190 | 1L | RS-So.
 Topeka, Kan. | Topeka HS/Minnesota


Notables:

- Caught his first-career reception vs. Iowa State (10-1-22)
- Completed his first-career touchdown reception vs. Arkansas in the 2022 Autozone Liberty Bowl

Career Receiving Stats

| Date | Opponent | No. | Yds. | TD | Avg. |
|---------------|--------------|----------|-----------|----------|-------------|
| 10-1-22 | Iowa State | 1 | 11 | 0 | 11.0 |
| 12-28-22 | vs. Arkansas | 1 | 10 | 1 | 10.0 |
| 2022 | | 2 | 21 | 1 | 10.5 |
| Career | | 2 | 21 | 1 | 10.5 |

Career Highs: Receptions - 1 (Two Times, MR vs. Arkansas, 12-28-22), Yards - 11 (vs. Iowa State, 10-1-22), Touchdowns - 1 (vs. Arkansas, 12-28-22), Long - 11 (vs. Iowa State, 10-1-22)



6

JALON DANIELS
 Quarterback | 6'0" | 215 | 3L | Jr.
 Lawndale, Calif. | Lawndale HS

Notables:

- Big 12 Preseason Offensive Player of the Year
- Preseason All-Big 12 First Team by Athlon
- Set the new KU passing yards game record with 544 passing yards vs. Arkansas in the 2022 Autozone Liberty Bowl
- Currently sits in ninth place on the all-time Kansas career passing leaders list

Career Passing Stats

| Date | Opponent | Cmp.-Att. | Pct. | Yds. | TD | Int |
|---------------|---------------------|----------------|-------------|--------------|-----------|-----------|
| Rate | | | | | | |
| 9-12-20 | Coastal Carolina | 1-2 | 50.0 | 13 | 0 | 0 |
| 9-26-20 | at Baylor | 19-33 | 57.6 | 159 | 0 | 0 |
| 10-3-20 | Oklahoma State | 3-5 | 60.0 | 2 | 0 | 0 |
| 10-24-20 | at Kansas State | 22-39 | 56.4 | 207 | 0 | 1 |
| 10-31-20 | Iowa State | 16-29 | 55.2 | 165 | 0 | 1 |
| 11-7-20 | at Oklahoma | 11-31 | 35.5 | 115 | 0 | 2 |
| 11-28-20 | TCU | 4-13 | 30.8 | 57 | 1 | 0 |
| 2020 | | 76-152 | 50.0 | 718 | 1 | 4 |
| 9-10-21 | at Coastal Carolina | 3-5 | 60.0 | 49 | 0 | 0 |
| 9-18-21 | Baylor | 0-1 | 0.0 | 0 | 0 | 0 |
| 11-6-21 | Kansas State | 13-19 | 68.4 | 105 | 1 | 0 |
| 11-13-21 | at Texas | 21-30 | 70.0 | 202 | 3 | 0 |
| 11-20-21 | at TCU | 22-30 | 73.3 | 255 | 2 | 1 |
| 11-27-21 | West Virginia | 22-32 | 68.8 | 249 | 1 | 2 |
| 2021 | | 81-117 | 69.2 | 860 | 7 | 3 |
| 9-2-22 | Tennessee Tech | 15-18 | 83.3 | 189 | 1 | 1 |
| 9-10-22 | at West Virginia | 18-29 | 62.1 | 219 | 3 | 0 |
| 9-17-22 | at Houston | 14-23 | 60.9 | 158 | 3 | 0 |
| 9-24-22 | Duke | 19-23 | 82.6 | 324 | 4 | 0 |
| 10-1-22 | Iowa State | 7-14 | 50.0 | 93 | 0 | 0 |
| 10-8-22 | TCU | 5-10 | 50.0 | 89 | 0 | 0 |
| 11-19-22 | Texas | 17-26 | 65.4 | 230 | 2 | 1 |
| 11-26-22 | at Kansas State | 20-32 | 62.5 | 168 | 0 | 0 |
| 12-28-22 | vs. Arkansas | 37-55 | 67.3 | 544 | 5 | 2 |
| 2022 | | 152-230 | 66.1 | 2,014 | 18 | 4 |
| Career | | 309-499 | 61.9 | 3,592 | 26 | 11 |

Career Highs: Completions - 37 (vs. Arkansas, 12-28-22), Attempts - 55 (vs. Arkansas, 12-28-22), Yards - 544 (vs. Arkansas, 12-28-22), Touchdowns - 5 (vs. Arkansas, 12-28-22), Rating - 258.3 (vs. Arkansas, 12-28-22), Long - 73 (vs. Duke, 9-24-22).

Career Rushing Stats

| Date | Opponent | No. | Yds. | TD | Avg. |
|---------------|---------------------|------------|------------|-----------|------------|
| 9-12-20 | Coastal Carolina | 2 | -7 | 0 | -3.5 |
| 9-26-20 | at Baylor | 14 | 23 | 0 | 1.6 |
| 10-3-20 | vs. Oklahoma State | 4 | 4 | 0 | 1.0 |
| 10-24-20 | at Kansas State | 17 | 27 | 2 | 1.6 |
| 10-31-20 | Iowa State | 16 | 36 | 1 | 2.3 |
| 11-7-20 | at Oklahoma | 16 | -43 | 0 | -2.7 |
| 11-28-20 | TCU | 5 | -16 | 0 | -3.2 |
| 2020 | | 74 | 24 | 3 | 0.3 |
| 9-10-21 | at Coastal Carolina | 2 | -11 | 0 | -5.5 |
| 11-6-21 | Kansas State | 2 | 3 | 0 | 1.5 |
| 11-13-21 | at Texas | 11 | 45 | 1 | 4.1 |
| 11-20-21 | at TCU | 6 | 37 | 1 | 6.2 |
| 2021 | | 21 | 74 | 2 | 3.5 |
| 9-2-22 | Tennessee Tech | 3 | 29 | 1 | 9.7 |
| 9-10-22 | at West Virginia | 12 | 85 | 0 | 7.1 |
| 9-17-22 | at Houston | 12 | 123 | 2 | 10.2 |
| 9-24-22 | Duke | 11 | 89 | 1 | 8.1 |
| 10-1-22 | Iowa State | 8 | 9 | 1 | 1.1 |
| 10-8-22 | TCU | 7 | 6 | 0 | 0.9 |
| 11-19-22 | Texas | 2 | 12 | 0 | 6.0 |
| 11-26-22 | at Kansas State | 8 | 51 | 1 | 6.4 |
| 12-28-22 | vs. Arkansas | 14 | 21 | 1 | 1.5 |
| 2022 | | 77 | 425 | 7 | 5.5 |
| Career | | 183 | 528 | 13 | 2.9 |

Career Highs: Rushes - 17 (at Kansas State, 10-24-20), Yards - 123 (Houston, 9-17-22), Touchdowns - 2 (Two Times, MR at Houston, 9-17-22), Long - 37 (at Houston, 9-17-22).



6

TAIWAN BERRYHILL

Linebacker | 6'2" | 230 | 3L | Jr.

New Orleans, La. | St. Augustine HS

Notables:

- Produced the fifth-most sacks in 2022 from his linebacker position, getting to the quarterback twice
- Logged a career-high eight tackles at Texas Tech (11-12-22)

Career Defensive Stats

| Date | Opponent | UA-At-TT | TFL | Sack | Int. | PD | FF/R |
|---------------|---------------------|-----------------|---------------|---------------|----------|----------|------------|
| 10-31-20 | Iowa State | 1-0-1 | 0-0 | 0-0 | 0 | 0 | 0/0 |
| 11-7-20 | at Oklahoma | 0-1-1 | 0-0 | 0-0 | 0 | 0 | 0/0 |
| 11-28-20 | TCU | 2-0-2 | 0-0 | 0-0 | 0 | 0 | 0/0 |
| 12-5-20 | at Texas Tech | 0-1-1 | 0-0 | 0-0 | 0 | 0 | 0/0 |
| 2020 | | 3-2-5 | 0-0 | 0-0 | 0 | 0 | 0/0 |
| 9-3-21 | South Dakota | 2-0-2 | 0-0 | 0-0 | 0 | 0 | 0/0 |
| 9-10-21 | at Coastal Carolina | 2-2-4 | 0-0 | 0-0 | 0 | 0 | 0/0 |
| 9-25-21 | at Duke | 2-4-6 | 0-0 | 0-0 | 0 | 0 | 0/0 |
| 10-16-21 | Texas Tech | 1-3-4 | 0-0 | 0-0 | 0 | 0 | 0/0 |
| 10-23-21 | Oklahoma | 0-2-2 | 0-0 | 0-0 | 0 | 0 | 0/0 |
| 10-30-21 | at Oklahoma State | 2-2-4 | 0-0 | 0-0 | 0 | 0 | 0/0 |
| 11-6-21 | Kansas State | 1-0-1 | 0-0 | 0-0 | 0 | 0 | 0/0 |
| 11-20-21 | at TCU | 2-2-4 | 0-0 | 0-0 | 0 | 0 | 0/0 |
| 2021 | | 15-16-31 | 0-0 | 0-0 | 0 | 0 | 0/0 |
| 9-2-22 | Tennessee Tech | 3-0-3 | 1.0-2 | 0-0 | 0 | 0 | 0/0 |
| 9-10-22 | at West Virginia | 0-3-3 | 0.5-3 | 0-0 | 0 | 0 | 0/0 |
| 9-17-22 | at Houston | 2-1-3 | 1.0-3 | 1.0-3 | 0 | 0 | 0/0 |
| 10-1-22 | Iowa State | 2-1-3 | 1.0-10 | 1.0-10 | 0 | 0 | 0/0 |
| 10-8-22 | TCU | 1-2-3 | 0-0 | 0-0 | 0 | 0 | 0/0 |
| 10-15-22 | at Oklahoma | 3-3-6 | 0-0 | 0 | 0 | 0 | 0/0 |
| 10-22-22 | at Baylor | 1-2-3 | 1.0-3 | 0-0 | 0 | 0 | 0/0 |
| 11-5-22 | Oklahoma State | 1-0-1 | 0-0 | 0-0 | 0 | 0 | 0/0 |
| 11-12-22 | at Texas Tech | 7-1-8 | 1.0-3 | 0-0 | 0 | 0 | 0/0 |
| 11-19-22 | Texas | 3-1-4 | 0-0 | 0-0 | 0 | 1 | 0/0 |
| 11-26-22 | at Kansas State | 2-0-2 | 1.0-1 | 0-0 | 0 | 0 | 0/0 |
| 12-28-22 | vs. Arkansas | 2-5-7 | 0-0 | 0-0 | 0 | 0 | 0/0 |
| 2022 | | 28-18-46 | 6.0-15 | 2.0-13 | 0 | 1 | 0/0 |
| Career | | 45-37-82 | 6.0-15 | 2.0-13 | 0 | 1 | 0/0 |

Career Highs: Tackles - 8 (at Texas Tech, 11-12-22), Tackles for loss - 1.0 (Five Times, MR at Kansas State, 11-26-22), Sacks - 1.0 (Two Times, MR vs. Iowa State (10-1-22), Pass Deflections - 1 (vs. Texas, 11-19-22).



7

TREVOR WILSON

Wide Receiver | 5'11" | 200 | 2L | RS-Jr.

Tallahassee, Fla. | Amos P. Godby HS

Notables:

- Made 2022 debut at Baylor (10-22-22)
- Nabbed two receptions for 52 yards in the only game action he saw on the year
- Caught the game-long 47 yard reception at Baylor (10-22-22)

Career Receiving Stats

| Date | Opponent | No. | Yds. | TD | Avg. |
|---------------|---------------------|-----------|------------|----------|-------------|
| 9-3-21 | South Dakota | 5 | 50 | 0 | 10.0 |
| 9-10-21 | at Coastal Carolina | 1 | 39 | 0 | 39.0 |
| 9-18-21 | Baylor | 1 | 5 | 1 | 5.0 |
| 9-25-21 | at Duke | 5 | 122 | 0 | 24.4 |
| 10-2-21 | at Iowa State | 3 | 55 | 0 | 18.3 |
| 10-16-21 | Texas Tech | 2 | 16 | 0 | 8.0 |
| 10-30-21 | at Oklahoma State | 2 | 4 | 0 | 4.0 |
| 11-6-21 | Kansas State | 4 | 53 | 0 | 13.3 |
| 11-13-21 | at Texas | 2 | 12 | 0 | 6.0 |
| 2021 | | 23 | 344 | 1 | 15.0 |
| 10-22-22 | at Baylor | 2 | 52 | 0 | 26.0 |
| 2022 | | 2 | 52 | 0 | 26.0 |
| Career | | 29 | 416 | 1 | 14.3 |

Career Highs: Receptions - 5 (Twice, MR at Duke, 9-25-21), Yards - 122 (at Duke, 9-25-21), Touchdowns - 1 (vs. Baylor, 9-18-21), Long - 45 (at Duke, 9-25-21).

Career Rushing Stats

| Date | Opponent | No. | Yds. | TD | Avg. |
|---------------|------------|----------|-----------|----------|------------|
| 9-18-21 | Baylor | 1 | 14 | 0 | 14.0 |
| 10-16-21 | Texas Tech | 1 | 4 | 0 | 4.0 |
| 10-23-21 | Oklahoma | 2 | 4 | 0 | 2.0 |
| 11-13-21 | at Texas | 1 | 3 | 0 | 3.0 |
| 2021 | | 5 | 25 | 0 | 5.0 |
| Career | | 5 | 25 | 0 | 5.0 |

Career Highs: Rushes - 1 (Two times, MR vs. Texas Tech, 10-16-21), Yards - 14 (vs. Baylor, 9-18-21)



7

GAGE KEYS

Defensive Line | 6'5" | 280 | TR | RS-So.

Hilliard, Ohio | Hilliard Davidson HS/Minnesota

Notables:

- 2021 Academic All-Big Ten
- The Minnesota transfer saw action in seven games last season, including four Big Ten Conference games



8

KWINTON LASSITER
 Cornerback | 5'11" | 185 | RS | RS-Jr.
 Chandler, Ariz. | Free State HS


Notables:

- Saw action in all 13 games last season
- Recorded first-career tackle vs. Tennessee Tech in 2022 season opener

Career Defensive Stats

| Date | Opponent | UA-At-TT | TFL | Sack | Int. | PD | FF/R |
|---------------|-----------------|--------------|------------|------------|----------|----------|------------|
| 9-2-22 | Tennessee Tech | 1-0-1 | 0-0 | 0-0 | 0 | 0 | 0/0 |
| 11-19-22 | Texas | 1-0-1 | 0-0 | 0-0 | 0 | 0 | 0/0 |
| 11-26-22 | at Kansas State | 1-0-1 | 0-0 | 0-0 | 0 | 0 | 0/0 |
| 2022 | | 3-0-3 | 0-0 | 0-0 | 0 | 0 | 0/0 |
| Career | | 3-0-3 | 0-0 | 0-0 | 0 | 0 | 0/0 |

Career Highs: Tackles - 1 (Three Times, MR at Kansas State, 11-26-22)



9

JASON BEAN
 Quarterback | 6'3" | 195 | 2L | RS-Sr.
 Mansfield, Texas | Lake Ridge HS

Notables:

- Led KU to a 37-16 win over conference opponent No. 18 Oklahoma State, as the starting quarterback, to propel Kansas into bowl contention
- Passed for 1,280 yards and rushed for 222 yards throughout the 2022 season

Career Passing Stats

| Date | Opponent | Cmp.-Att. | Pct. | Yds. | TD | Int | Rate |
|---------------|---------------------|----------------|-------------|--------------|-----------|-----------|--------------|
| 9-3-21 | South Dakota | 17-26 | 65.4 | 163 | 2 | 0 | 143.4 |
| 9-10-21 | at Coastal Carolina | 12-23 | 52.2 | 189 | 0 | 0 | 121.2 |
| 9-18-21 | Baylor | 8-17 | 47.1 | 57 | 1 | 0 | 94.6 |
| 9-25-21 | at Duke | 19-32 | 59.4 | 323 | 2 | 2 | 152.3 |
| 10-2-21 | at Iowa State | 10-20 | 50.0 | 120 | 0 | 1 | 90.4 |
| 10-16-21 | Texas Tech | 11-21 | 52.4 | 80 | 0 | 1 | 74.9 |
| 10-23-21 | Oklahoma | 17-23 | 73.9 | 246 | 1 | 0 | 178.1 |
| 10-30-21 | at Oklahoma State | 3-10 | 30.0 | 10 | 0 | 2 | -1.6 |
| 11-6-21 | Kansas State | 5-9 | 55.6 | 64 | 0 | 0 | 115.3 |
| 2021 | | 102-181 | 56.4 | 1,252 | 6 | 6 | 118.8 |
| 9-2-22 | Tennessee Tech | 1-1 | 100.0 | 16 | 0 | 0 | 234.4 |
| 10-1-22 | Iowa State | 1-1 | 100.0 | 8 | 0 | 0 | 167.2 |
| 10-8-22 | TCU | 16-24 | 66.7 | 262 | 4 | 1 | 205.0 |
| 10-15-22 | at Oklahoma | 16-27 | 59.3 | 265 | 4 | 2 | 175.8 |
| 10-22-22 | at Baylor | 16-27 | 59.3 | 232 | 1 | 0 | 143.7 |
| 11-5-22 | Oklahoma State | 18-23 | 78.3 | 203 | 2 | 0 | 181.1 |
| 11-12-22 | at Texas Tech | 17-28 | 60.7 | 270 | 3 | 1 | 169.9 |
| 11-19-22 | Texas | 1-3 | 33.3 | 12 | 0 | 0 | 66.9 |
| 11-26-22 | at Kansas State | 1-1 | 100.0 | 12 | 0 | 0 | 200.8 |
| 12-28-22 | vs. Arkansas | 0-1 | 00.0 | 0 | 0 | 0 | 00.0 |
| 2022 | | 87-136 | 64.0 | 1,280 | 14 | 4 | 171.1 |
| Career | | 189-318 | 59.4 | 2,532 | 20 | 10 | 139.6 |


Career Highs: Completions - 19 (at Duke, 9-25-21), Attempts - 32 (at Duke, 9-25-21), Yards - 323 (at Duke, 9-25-21), Touchdowns - 4 (Two times, MR at Oklahoma, 10-15-22), Rate - 234.4 (vs. Tennessee Tech, 9-2-22).

Career Rushing Stats

| Date | Opponent | No. | Yds. | TD | Avg. |
|----------|---------------------|-----|------|----|------|
| 9-3-2021 | South Dakota | 15 | 54 | 0 | 3.6 |
| 9-10-21 | at Coastal Carolina | 13 | 102 | 2 | 7.8 |
| 9-18-21 | Baylor | 12 | 62 | 0 | 5.2 |
| 9-25-21 | at Duke | 15 | 51 | 0 | 3.6 |
| 10-2-21 | at Iowa State | 5 | 19 | 0 | 3.8 |
| 10-16-21 | Texas Tech | 5 | 14 | 0 | 2.8 |
| 10-21-21 | Oklahoma | 14 | 59 | 0 | 4.2 |
| 10-30-21 | at Oklahoma State | 9 | 24 | 0 | 2.7 |
| 11-6-21 | Kansas State | 3 | 13 | 0 | 4.3 |

| | | | | | |
|---------------|----------------|------------|------------|----------|------------|
| 11-20-21 | at TCU | 1 | 1 | 0 | 1.0 |
| 2021 | | 92 | 402 | 2 | 4.4 |
| 9-2-22 | Tennessee Tech | 2 | 16 | 1 | 8.0 |
| 9-24-22 | Duke | 1 | 1 | 0 | 1.0 |
| 10-1-22 | Iowa State | 2 | 2 | 0 | 1.0 |
| 10-8-22 | TCU | 7 | 34 | 0 | 4.9 |
| 10-15-22 | at Oklahoma | 10 | 41 | 0 | 4.1 |
| 10-22-22 | at Baylor | 8 | 25 | 1 | 3.1 |
| 11-5-22 | Oklahoma State | 4 | 93 | 1 | 23.2 |
| 11-12-22 | at Texas Tech | 4 | 10 | 1 | 2.5 |
| 2022 | | 38 | 222 | 4 | 5.8 |
| Career | | 130 | 622 | 6 | 4.8 |

Career Highs: Rushes - 15 (Two times, MR at Duke, 9-25-21), Yards - 102 (at Coastal Carolina, 9-10-21), Touchdowns - 2 (at Coastal Carolina, 9-10-21), Long - 73 (vs. Oklahoma State, 11-5-22).



9

AUSTIN BOOKER
 Defensive Line | 6'6" | 245 | TR | RS-So.
 Greenwood, Ind. | Center Grove HS

Notables:

- Transferred from Minnesota following the 2022 season
- Played in six games, recording two tackles in the contests



10

JAYSON GILLIOM
 Safety | 6'2" | 215 | 1L | RS-So.
 Suwanee, Ga. | North Gwinnett HS

Notables:

- Red-shirted during the 2022 season
- As a true freshman, Gilliom saw action in all 12 games during the 2021 season

Career Defensive Stats

| Date | Opponent | UA-At-TT | TFL | Sack | Int. | PD | FF/R |
|---------------|-------------------|----------------|------------|------------|----------|----------|------------|
| 9-3-21 | South Dakota | 2-0-2 | 0-0 | 0-0 | 0 | 0 | 0/0 |
| 9-18-21 | Baylor | 1-0-1 | 0-0 | 0-0 | 0 | 0 | 0/0 |
| 10-2-21 | at Iowa State | 1-0-1 | 0-0 | 0-0 | 0 | 0 | 0/0 |
| 10-16-21 | Texas Tech | 1-1-2 | 0-0 | 0-0 | 0 | 0 | 0/0 |
| 10-23-21 | Oklahoma | 1-0-1 | 0-0 | 0-0 | 0 | 0 | 0/0 |
| 10-30-21 | at Oklahoma State | 2-0-2 | 0-0 | 0-0 | 0 | 0 | 0/0 |
| 11-6-21 | Kansas State | 1-0-1 | 0-0 | 0-0 | 0 | 0 | 0/0 |
| 11-13-21 | at Texas | 1-0-1 | 0-0 | 0-0 | 0 | 0 | 0/0 |
| 11-20-21 | at TCU | 2-0-2 | 0-0 | 0-0 | 0 | 0 | 0/0 |
| 2021 | | 12-1-13 | 0-0 | 0-0 | 0 | 0 | 0/0 |
| Career | | 12-1-13 | 0-0 | 0-0 | 0 | 0 | 0/0 |

Career Highs: Tackles - 2 (Four times, MR at TCU, 11-20-21).



11

LUKE GRIMM
 Wide Receiver | 6'0" | 190 | 3L | Jr.
 Raymore, Mo. | Raymore-Peculiar HS

Notables:

- Led Kansas with six receiving touchdowns in 2022
- Logged 10 receptions for 167 yards and a touchdown vs. Arkansas in the 2022 Autozone Liberty Bowl

Career Receiving Stats

| Date | Opponent | No. | Yds. | TD | Avg. |
|---------------|---------------------|-----------|--------------|-----------|-------------|
| 10-24-20 | at Kansas State | 1 | 28 | 0 | 28.0 |
| 10-31-20 | Iowa State | 4 | 53 | 0 | 13.3 |
| 11-7-20 | at Oklahoma | 4 | 61 | 0 | 15.3 |
| 11-28-20 | TCU | 4 | 72 | 2 | 18.0 |
| 12-5-20 | at Texas Tech | 6 | 41 | 0 | 6.8 |
| 2020 | | 19 | 255 | 2 | 13.4 |
| 9-10-21 | at Coastal Carolina | 5 | 75 | 0 | 15.0 |
| 9-18-21 | Baylor | 2 | 25 | 0 | 12.5 |
| 10-2-21 | at Iowa State | 1 | 22 | 0 | 22.0 |
| 10-16-21 | Texas Tech | 3 | 33 | 1 | 11.0 |
| 10-23-21 | Oklahoma | 3 | 50 | 1 | 16.7 |
| 11-20-21 | at TCU | 4 | 39 | 1 | 9.8 |
| 2021 | | 18 | 244 | 3 | 13.6 |
| 9-2-22 | Tennessee Tech | 2 | 27 | 0 | 13.5 |
| 9-10-22 | at West Virginia | 6 | 66 | 0 | 11.0 |
| 9-17-22 | at Houston | 2 | 6 | 1 | 3.0 |
| 9-24-22 | Duke | 5 | 63 | 1 | 12.6 |
| 10-1-22 | Iowa State | 4 | 46 | 0 | 11.5 |
| 10-8-22 | TCU | 6 | 73 | 1 | 12.2 |
| 10-15-22 | at Oklahoma | 1 | 19 | 0 | 19.0 |
| 11-5-22 | Oklahoma State | 7 | 65 | 0 | 9.3 |
| 11-12-22 | at Texas Tech | 3 | 21 | 1 | 7.0 |
| 11-19-22 | Texas | 3 | 22 | 1 | 7.3 |
| 11-26-22 | at Kansas State | 3 | 48 | 0 | 16.0 |
| 12-28-22 | vs. Arkansas | 10 | 167 | 1 | 16.7 |
| 2022 | | 52 | 623 | 6 | 12.0 |
| Career | | 93 | 1,227 | 11 | 13.2 |

Career Highs: Receptions - 10 (vs. Arkansas, 12-28-22), Yards - 167 (vs. Arkansas, 12-28-22), Touchdowns - 2 (vs. TCU, 11-28-20), Long - 48 (vs. TCU, 11-28-20).

Career Rushing Stats


| Date | Opponent | No. | Yds. | TD | Avg. |
|---------------|-------------|----------|-----------|----------|------------|
| 11-7-20 | at Oklahoma | 2 | 12 | 0 | 6.0 |
| 11-28-20 | TCU | 1 | -2 | 0 | -2.0 |
| 2020 | | 3 | 10 | 0 | 3.3 |
| Career | | 3 | 10 | 0 | 3.3 |

Career Highs: Rushes - 2 (at Oklahoma, 11-7-20), Yards - 12 (at Oklahoma, 11-7-20)

Career Kick Return Stats

| Date | Opponent | No. | Yds. | TD | Avg. |
|---------------|--------------|----------|-----------|----------|-------------|
| 9-3-21 | South Dakota | 1 | 27 | 0 | 27.0 |
| 2021 | | 1 | 27 | 0 | 27.0 |
| Career | | 1 | 27 | 0 | 27.0 |

Career Highs: Returns - 1 (vs. South Dakota, 9-3-21), Yards - 27 (vs. South Dakota, 9-3-21).



12

TORRY LOCKLIN
 Running Back | 6'2" | 205 | 2L | RS-Jr.
 Rockdale, Texas | Rockdale HS

Notables:

- Caught the game-long, 60-yard touchdown at Houston (9-17-22)
- Led the Jayhawks with two fumble recoveries in 2022
- Ended 2022 with two receiving touchdowns and one rushing touchdown

Career Rushing Stats

| Date | Opponent | No. | Yds. | TD | Avg. |
|---------------|---------------------|-----------|------------|----------|------------|
| 10-19-19 | at Texas | 2 | 2 | 0 | 1.0 |
| 11-23-19 | at Iowa State | 1 | 2 | 0 | 2.0 |
| 2019 | | 3 | 4 | 0 | 1.3 |
| 9-3-21 | South Dakota | 5 | 8 | 0 | 1.6 |
| 9-10-21 | at Coastal Carolina | 3 | 11 | 0 | 3.7 |
| 9-18-21 | Baylor | 2 | 0 | 0 | 0.0 |
| 9-25-21 | at Duke | 7 | 47 | 1 | 6.7 |
| 10-2-21 | at Iowa State | 12 | 39 | 1 | 3.3 |
| 10-16-21 | Texas Tech | 3 | 8 | 0 | 2.7 |
| 10-23-21 | Oklahoma | 3 | 3 | 0 | 1.0 |
| 10-30-21 | at Oklahoma State | 1 | 1 | 0 | 1.0 |
| 2021 | | 36 | 117 | 2 | 3.3 |
| 9-2-22 | Tennessee Tech | 1 | 3 | 0 | 3.0 |
| 9-24-22 | Duke | 2 | 2 | 0 | 1.0 |
| 11-19-22 | Texas | 3 | 10 | 0 | 3.3 |
| 11-26-22 | at Kansas State | 6 | 17 | 1 | 2.8 |
| 2022 | | 12 | 32 | 1 | 2.7 |
| Career | | 51 | 153 | 3 | 1.8 |

Career Highs: Rushes - 12 (at Iowa State, 10-2-21), Yards - 47 (at Duke, 9-25-21), Touchdowns - 1 (Three times, MR at Kansas State, 11-26-22), Long - 36 (at Duke, 9-25-21).

Career Receiving Stats

| Date | Opponent | No. | Yds. | TD | Avg. |
|---------------|-----------------|-----------|------------|----------|-------------|
| 9-25-21 | at Duke | 1 | 20 | 1 | 20.0 |
| 10-2-21 | at Iowa State | 1 | 1 | 0 | 1.0 |
| 11-6-21 | Kansas State | 1 | 3 | 0 | 3.0 |
| 2021 | | 3 | 24 | 1 | 8.0 |
| 9-17-22 | at Houston | 1 | 60 | 1 | 60.0 |
| 10-15-22 | at Oklahoma | 1 | 8 | 0 | 8.0 |
| 11-19-22 | Texas | 1 | 14 | 1 | 14.0 |
| 11-26-22 | at Kansas State | 2 | 23 | 0 | 11.5 |
| 12-28-22 | vs. Arkansas | 3 | 50 | 0 | 16.7 |
| 2022 | | 8 | 155 | 2 | 19.4 |
| Career | | 11 | 179 | 3 | 16.3 |

Career Highs: Receptions - 3 (vs. Arkansas, 12-28-22), Yards - 60 (at Houston, 9-17-22), Touchdowns - 1 (Three Times, MR vs. Texas, 11-19-22), Long - 60 (at Houston, 9-17-22).



13

DYLAN BROOKS
 Defensive End | 6'4" | 232 | TR | RS-So.
 Roanoke, Ala. | Handley HS/Auburn

Notables:

- Transferred from Auburn following the 2022 season
- Played in nine games in 2022
- Recovered a fumble at Mississippi State




13

KEATON KUBECKA
 Wide Receiver | 6'2" | 198 | HS | Fr.
 Austin, Texas | Westlake HS

Notables:

- A 247Sports and Rivals 3-star recruit
- Finished his senior year with 53 receptions for 828 yards and nine touchdowns



15

CRAIG YOUNG
 Linebacker | 6'3" | 225 | 1L | RS-Sr.
 Fort Wayne, Ind. | Wayne HS/Ohio State

Notables:

- Preseason All-Big 12 Fourth Team by Phil Steele and Athlon
- Started in all 13 games during the 2022 season
- Recorded a career-high eight tackles at Kansas State (11-26-22)



14

JALEN DYE
 Safety | 6'0" | 195 | TR | RS-So.
 San Diego, Calif. | Cathedral Catholic HS/
 Palomar College

Notables:

- Played one season at Palomar before transferring to KU
- Named the defensive MVP of team's bowl game



14

MIKEY PAULEY
 Quarterback | 6'5" | 220 | TR | RS-Fr.
 Overland Park, Kan. | Blue Valley Northwest/
 Nebraska

Notables:

- Transferred from Nebraska following the 2022 season
- Was a three-sport standout athlete in high school



15

COLE BALLARD
 Quarterback | 6'2" | 210 | HS | Fr.
 Westfield, Ind. | Westfield HS

Notables:

- Was named to the Indiana 6A All-State Team
- Was named an All-Academic Player for the 2022 high school season

Career Defensive Stats

| Date | Opponent | UA-At-TT | TFL | Sack | Int. | PD | FF/R |
|---------------|------------------|-----------------|---------------|---------------|----------|----------|------------|
| 9-2-22 | Tennessee Tech | 1-1-2 | 0-0 | 0-0 | 0 | 0 | 0/0 |
| 9-10-22 | at West Virginia | 2-5-7 | 0-0 | 0-0 | 0 | 2 | 0/0 |
| 9-17-22 | at Houston | 7-0-7 | 1-0-2 | 1-0-2 | 0 | 0 | 0/0 |
| 9-24-22 | Duke | 4-1-5 | 0-0 | 0-0 | 0 | 0 | 0/0 |
| 10-1-22 | Iowa State | 5-0-5 | 1-0-8 | 1-0-8 | 0 | 0 | 0/0 |
| 10-8-22 | TCU | 4-1-5 | 1-0-3 | 0-0 | 0 | 0 | 0/0 |
| 10-15-22 | at Oklahoma | 2-1-3 | 1-0-6 | 1-0-6 | 0 | 0 | 0/0 |
| 10-22-22 | at Baylor | 2-2-4 | 0-0 | 0-0 | 1 | 1 | 0/0 |
| 11-5-22 | Oklahoma State | 4-1-5 | 0-5-2 | 0-5-2 | 0 | 0 | 0/0 |
| 11-12-22 | at Texas Tech | 3-1-4 | 0-0 | 0-0 | 0 | 0 | 0/0 |
| 11-19-22 | Texas | 1-2-3 | 0-0 | 0-0 | 0 | 0 | 0/0 |
| 11-26-22 | at Kansas State | 7-1-8 | 1-0-5 | 1-0-5 | 0 | 1 | 1/0 |
| 12-28-22 | vs. Arkansas | 0-2-2 | 0-0 | 0-0 | 0 | 0 | 0/0 |
| 2022 | | 42-18-60 | 5.5-26 | 4.5-23 | 1 | 4 | 1/0 |
| Career | | 42-1-60 | 5.5-26 | 4.5-23 | 1 | 4 | 1/0 |

Career Highs: Tackles - 8 (at Kansas State, 11-26-22), Pass Deflections - 2 (at West Virginia, 9-10-22), Sacks - 1.0 (Four Times, MR at Kansas State, 11-26-22), Interceptions - 1 (at Baylor, 10-22-22), Forced fumbles - 1 (at Kansas State, 11-26-22)




16

LOGAN BRANTLEY
 Linebacker | 6'2" | 211 | HS | Fr.
 Denver, Colo. | Cherry Creek HS

Notables:

- A 247Sports and Rivals three-star recruit
- Led his team to a 5A state championship his senior year
- Coached by former NFL receiver Dave Logan



16

BEN EASTERS
 Quarterback | 6'3" | 215 | RS | RS-So.
 Brownsburg, Ind. | Brownsburg HS

Notables:

- Did not see action in 2022
- A 247Sports and Rivals three-star recruit out of high school




17

JADEN HAMM
Tight End | 6'6" | 245 | HS | Fr.
Eudora, Kan. | Eudora HS

Notables:

- An ESPN four-star recruit and 247Sports/Rivals three-star recruit
- Rated as the fifth-best player in Kansas and 25th tight end in the country



17

AKILI HUBBARD
Safety | 6'2" | 205 | TR | Jr.
Bellflower, Calif. | Bellflower HS/Golden West College

Notables:

- Transferred from Golden West College following the 2022 season
- Was a part of a Golden West secondary that led the country with 25 interceptions



18

KALON GERVIN
Cornerback | 5'11" | 195 | TR | RS-Jr.
Detroit, Mich. | Cass Technical HS/Michigan State

Notables:

- Saw action in 12 games in 2022
- Recorded his first career tackle-for-loss at Oklahoma (10-15-22)

Career Defensive Stats


| Date | Opponent | UA-At-TT | TFL | Sack | Int. | PD | FF/R |
|---------------|------------------|----------------|--------------|------------|----------|----------|------------|
| 9-2-22 | Tennessee Tech | 1-1-2 | 0-0 | 0-0 | 0 | 0 | 0/0 |
| 9-10-22 | at West Virginia | 3-1-4 | 0-0 | 0-0 | 0 | 0 | 0/0 |
| 9-17-22 | at Houston | 0-0-0 | 0-0 | 0-0 | 0 | 1 | 0/0 |
| 9-24-22 | Duke | 3-0-3 | 0-0 | 0-0 | 0 | 0 | 0/0 |
| 10-1-22 | Iowa State | 3-0-3 | 0-0 | 0-0 | 0 | 0 | 0/0 |
| 10-15-22 | at Oklahoma | 3-2-5 | 0-0 | 0-0 | 0 | 0 | 0/0 |
| 10-22-22 | at Baylor | 1-0-1 | 0-0 | 0-0 | 0 | 0 | 0/0 |
| 11-5-22 | Oklahoma State | 1-0-1 | 1.0-1 | 0-0 | 0 | 1 | 0/0 |
| 11-12-22 | at Texas Tech | 0-0-0 | 0-0 | 0-0 | 0 | 1 | 0/0 |
| 11-19-22 | Texas | 0-0-0 | 0-0 | 0-0 | 0 | 1 | 0/0 |
| 11-26-22 | at Kansas State | 1-0-1 | 0-0 | 0-0 | 0 | 0 | 0/0 |
| 12-28-22 | vs. Arkansas | 1-0-1 | 0-0 | 0-0 | 0 | 0 | 0/0 |
| 2022 | | 17-4-21 | 1.0-1 | 0-0 | 0 | 4 | 0/0 |
| Career | | 17-4-21 | 1.0-1 | 0-0 | 0 | 4 | 0/0 |

Career Highs: Tackles - 5 (at Oklahoma, 10-15-22), Pass Deflections - 1 (Four Times, MR vs. Texas, 11-19-22), Tackles for loss - 1.0 (vs. Oklahoma State, 11-5-22).



18

JACK JACKSON
Quarterback | 6'3" | 195 | RS | RS-So.
Dallas, Texas | Highland Park HS




19

TJ CREWS IV
Quarterback | 6'0" | 190 | HS | Fr.
Lenexa, Kan. | Christ Prep Academy

Notables:

- Was named the offensive MVP following the 2022 season for his high school team
- Scored a team-high 15 touchdowns as a senior



19

TRISTIAN FLETCHER
Linebacker | 6'0" | 225 | 1L | RS-So.
Cypress, Texas | Cy Ridge HS/Trinity Valley CC

Notables:

- Recorded his first tackle vs. Tennessee Tech (9-2-22)
- Saw action in three games during the 2022 season

Career Defensive Stats

| Date | Opponent | UA-At-TT | TFL | Sack | Int. | PD | FF/R |
|---------------|----------------|--------------|------------|------------|----------|----------|------------|
| 9-2-22 | Tennessee Tech | 1-0-1 | 0-0 | 0-0 | 0 | 0 | 0/0 |
| 11-12-22 | at Texas Tech | 1-0-1 | 0-0 | 0-0 | 0 | 0 | 0/0 |
| 2022 | | 2-0-2 | 0-0 | 0-0 | 0 | 0 | 0/0 |
| Career | | 2-0-2 | 0-0 | 0-0 | 0 | 0 | 0/0 |

Career Highs: Tackles - 1 (Two Times, MR at Texas Tech, 11-12-22).



20

DONOVAN GAINES
Linebacker | 5'10" | 220 | 1L | RS-So.
Moore, Okla. | Southmoore HS

Notables:

- Recorded his first tackle as a member of the program vs. TCU (10-8-22)
- Saw action in five games on the defense

Career Defensive Stats

| Date | Opponent | UA-At-TT | TFL | Sack | Int. | PD | FF/R |
|---------------|-------------|--------------|------------|------------|----------|----------|------------|
| 10-8-22 | TCU | 1-0-1 | 0-0 | 0-0 | 0 | 0 | 0/0 |
| 10-15-22 | at Oklahoma | 1-0-1 | 0-0 | 0-0 | 0 | 0 | 0/0 |
| 11-19-22 | Texas | 1-0-1 | 0-0 | 0-0 | 0 | 0 | 0/0 |
| 2022 | | 3-0-3 | 0-0 | 0-0 | 0 | 0 | 0/0 |
| Career | | 3-0-3 | 0-0 | 0-0 | 0 | 0 | 0/0 |

Career Highs: Tackles - 1 (Three Times, MR vs. Texas, 11-19-22).



20

DANIEL HISHAW JR.
Running Back | 5'10" | 220 | 2L | RS-So.
Moore, Okla. | Moore HS

Notables:

- A major piece of the backfield's one-two punch, rushing for 262 yards before falling to injury
- Made a career-high 73-yard receiving touchdown vs. Duke (9-24-22)

Career Rushing Stats

| Date | Opponent | No. | Yds. | TD | Avg. |
|---------------|------------------|-----------|------------|----------|------------|
| 9-12-20 | Coastal Carolina | 2 | 2 | 0 | 1.0 |
| 9-26-20 | at Baylor | 1 | 0 | 0 | 0.0 |
| 10-3-20 | Oklahoma State | 5 | 51 | 0 | 10.2 |
| 10-24-20 | at Kansas State | 6 | 14 | 0 | 2.3 |
| 10-31-20 | Iowa State | 6 | 2 | 1 | 0.3 |
| 11-7-20 | at Oklahoma | 10 | 73 | 0 | 7.3 |
| 12-5-20 | at Texas Tech | 22 | 87 | 1 | 4.0 |
| 2020 | | 55 | 229 | 2 | 4.4 |
| 9-2-22 | Tennessee Tech | 5 | 56 | 1 | 11.2 |
| 9-10-22 | at West Virginia | 10 | 63 | 2 | 6.3 |
| 9-17-22 | at Houston | 11 | 51 | 1 | 4.6 |
| 9-24-22 | Duke | 10 | 64 | 0 | 6.4 |
| 10-1-22 | Iowa State | 8 | 28 | 1 | 3.5 |
| 2022 | | 44 | 262 | 5 | 6.0 |
| Career | | 96 | 491 | 7 | 5.1 |

Career Highs: Rushes - 22 (at Texas Tech, 12-5-20), Yards - 87 (at Texas Tech, 12-5-20), Touchdowns - 2 (at West Virginia, 9-10-22), Long - 47 (at Oklahoma, 11-7-20).

Career Receiving Stats

| Date | Opponent | No. | Yds. | TD | Avg. |
|-------------|-----------------|----------|-----------|----------|------------|
| 10-24-20 | at Kansas State | 1 | 9 | 0 | 9.0 |
| 10-31-20 | Iowa State | 1 | -2 | 0 | -2.0 |
| 12-5-20 | at Texas Tech | 3 | 21 | 0 | 7.0 |
| 2020 | | 5 | 28 | 0 | 5.6 |
| 9-2-22 | Tennessee Tech | 1 | 5 | 0 | 5.0 |
| 9-17-22 | at Houston | 1 | 17 | 0 | 17.0 |
| 9-24-22 | Duke | 1 | 73 | 1 | 73.0 |

Career Highs: Receptions - 3 (at Texas Tech, 12-5-20), Yards - 73 (vs. Duke, 9-24-22), Touchdowns - 1 (vs. Duke, 9-24-22), Long - 73 (vs. Duke, 9-24-22).



22

BRIAN DILWORTH
Cornerback | 5'11" | 180 | RS | RS-Fr.
Hollywood, Fla. | Chaminade-Madonna Prep

Notables:

- Recorded one tackle in the only action he saw vs. Arkansas in the 2022 Autozone Liberty Bowl

Career Defensive Stats

| Date | Opponent | UA-At-TT | TFL | Sack | Int. | PD | FF/R |
|---------------|--------------|--------------|------------|------------|----------|----------|------------|
| 12-28-22 | vs. Arkansas | 0-1-1 | 0-0 | 0 | 0 | 0 | 0/0 |
| 2022 | | 0-1-1 | 0-0 | 0 | 0 | 0 | 0/0 |
| Career | | 0-1-1 | 0-0 | 0-0 | 0 | 0 | 0/0 |

Career Highs: Tackles - 1 (vs. Arkansas, 12-28-22).



23

MASON ELLIS
Safety | 6'2" | 205 | RS | RS-Fr.
Mulvane, Kan. | Mulvane HS

Notables:

- Did not see action in the 2022 season, red-shirted



24

REIS VERNON
Punter | 6'2" | 195 | 3L | Jr.
Bixby, Okla. | Bixby HS

Notables:

- Was named Academic All-Big 12 Football First Team in 2021
- Landed 10 punts inside the 20-yard line in 2022

Career Punting Stats

| Date | Opponent | No. | Yds. | Avg. |
|---------------|---------------------|------------|--------------|-------------|
| 10-24-20 | at Kansas State | 5 | 173 | 34.6 |
| 10-31-20 | Iowa State | 5 | 258 | 43.0 |
| 11-7-20 | at Oklahoma | 9 | 331 | 36.8 |
| 11-28-20 | TCU | 11 | 408 | 37.1 |
| 12-5-20 | at Texas Tech | 7 | 268 | 38.3 |
| 2020 | | 38 | 1,438 | 37.8 |
| 9-3-21 | South Dakota | 7 | 281 | 40.1 |
| 9-10-21 | at Coastal Carolina | 1 | 38 | 38.0 |
| 9-18-21 | Baylor | 8 | 376 | 47.0 |
| 9-25-21 | at Duke | 4 | 131 | 38.3 |
| 10-2-21 | at Iowa State | 5 | 208 | 41.6 |
| 10-16-21 | Texas Tech | 4 | 129 | 32.3 |
| 10-23-21 | Oklahoma | 1 | 36 | 36.0 |
| 10-30-21 | at Oklahoma State | 7 | 310 | 44.3 |
| 11-6-21 | Kansas State | 4 | 177 | 44.2 |
| 11-13-21 | at Texas | 4 | 153 | 38.2 |
| 11-20-21 | at TCU | 3 | 102 | 34.0 |
| 11-27-21 | West Virginia | 1 | 40 | 40.0 |
| 2021 | | 49 | 1,981 | 40.4 |
| 9-10-22 | at West Virginia | 3 | 129 | 43.0 |
| 9-17-22 | at Houston | 2 | 86 | 43.0 |
| 9-24-22 | Duke | 1 | 45 | 45.0 |
| 10-1-22 | Iowa State | 6 | 239 | 39.8 |
| 10-8-22 | TCU | 3 | 125 | 41.7 |
| 10-15-22 | at Oklahoma | 5 | 212 | 42.4 |
| 10-22-22 | at Baylor | 2 | 63 | 31.5 |
| 11-5-22 | Oklahoma State | 3 | 94 | 31.3 |
| 11-12-22 | at Texas Tech | 2 | 96 | 48.0 |
| 11-19-22 | Texas | 3 | 118 | 39.3 |
| 11-26-22 | at Kansas State | 5 | 190 | 38.0 |
| 2022 | | 35 | 1,397 | 39.9 |
| Career | | 122 | 4,816 | 39.5 |

Career Highs: Punts - 11 (vs. TCU, 11-28-20), Yards - 408 (vs. TCU, 11-28-20), Game average - 48.0 (at Texas Tech, 11-12-22).



24

DAMARIUS MCGHEE
Cornerback | 6'0" | 170 | TR | RS-So.
Pensacola, Fla. | Pensacola HS/LSU

Notables:

- Transferred from LSU following the 2022 season
- Started in the Valero Texas Bowl in 2021 as a freshman



25

DYLAN MCDUFFIE
Running Back | 6'0" | 220 | TR | RS-Sr.
Buffalo, N.Y. | Sweet Home HS/Georgia Tech

Notables:

- Transferred from Georgia Tech following the 2022 season
- Recorded a rushing touchdown as a Yellow Jacket against Western Carolina (9-10-2022)



28

JB BROWN
Linebacker | 6'2" | 230 | TR | Jr.
Hughes, Ark. | Har-Ber HS/Bowling Green

Notables:

- Transferred from Bowling Green following the 2022 season
- Produced a career-high eight tackles in season opener at UCLA



25

KALEB PURDY
Safety | 5'11" | 185 | RS | RS-Fr.
St. Peters, Mo. | DeSmet Jesuit HS

Notables:

- Did not see action in the 2022 season, red-shirted



28

SEVION MORRISON
Running Back | 6'0" | 210 | 1L | Jr.
Tulsa, Okla. | Edison HS/Nebraska

Notables:

- Ran for a career-high 70 yards on eight touches in season opener vs. Tennessee Tech (9-2-22) last season.



26

KRISHAWN BROWN
Linebacker | 6'1" | 220 | 1L | RS-So.
Tulsa, Okla. | Booker T. Washington HS

Notables:

- Played in three games as a part of the special teams unit in 2022




26

JOHNNY THOMPSON JR.
Running Back | 5'11" | 186 | HS | Fr.
Canoga Park, Calif. | Oaks Christian School

Notables:

- A 247Sports and Rivals 3-star recruit
- Rushed for 1,035 yards and 16 touchdowns on 152 carries as a senior



27

TAYLOR DAVIS
Safety | 6'0" | 180 | HS | Fr.
Missouri City, Texas | Ridge Point HS

Notables:

- A 247Sports and Rivals 3-star recruit
- Touchdown Club of Houston 2022 Defensive Player of the Year finalist

Career Rushing Stats

| Date | Opponent | No. | Yds. | TD | Avg. |
|---------------|------------------|-----------|------------|----------|------------|
| 9-2-22 | Tennessee Tech | 8 | 70 | 1 | 8.8 |
| 9-10-22 | at West Virginia | 1 | 7 | 0 | 7.0 |
| 9-17-22 | at Houston | 1 | 30 | 0 | 30.0 |
| 9-24-22 | Duke | 2 | 3 | 0 | 1.5 |
| 10-8-22 | TCU | 1 | 40 | 0 | 40.0 |
| 10-15-22 | at Oklahoma | 3 | 1 | 0 | 0.3 |
| 10-22-22 | at Baylor | 2 | 3 | 0 | 1.5 |
| 11-19-22 | Texas | 5 | 11 | 0 | 2.2 |
| 2022 | | 23 | 165 | 1 | 7.2 |
| Career | | 23 | 165 | 1 | 7.2 |

Career Highs: Rushes - 8 (vs. Tennessee Tech, 9-2-22), Yards - 70 (vs. Tennessee Tech, 9-2-22), Touchdowns - 1 (vs. Tennessee Tech, 9-2-22).

Career Receiving Stats

| Date | Opponent | No. | Yds. | TD | Avg. |
|---------------|------------|----------|-----------|----------|------------|
| 9-17-22 | at Houston | 1 | 13 | 0 | 13.0 |
| 10-8-22 | TCU | 1 | 1 | 0 | 1.0 |
| 10-22-22 | at Baylor | 1 | 12 | 0 | 12.0 |
| 2022 | | 3 | 26 | 0 | 8.7 |
| Career | | 3 | 26 | 0 | 8.7 |

Career Highs: Receptions - 1 (Three Times, MR at Baylor, 10-22-22), Yards - 13 (at Houston, 9-17-22).

Career Kick Return Stats

| Date | Opponent | No. | Yds. | TD | Avg. |
|---------------|--------------|----------|------------|----------|-------------|
| 10-1-22 | Iowa State | 2 | 58 | 0 | 29.0 |
| 11-19-22 | Texas | 3 | 63 | 0 | 21.0 |
| 12-28-22 | vs. Arkansas | 1 | 7 | 0 | 7.0 |
| 2022 | | 6 | 128 | 0 | 21.3 |
| Career | | 6 | 128 | 0 | 21.3 |

Career Highs: Returns - 3 (vs. Texas, 11-19-22), Yards - 63 (vs. Texas, 11-19-22).



29

JAMEEL CROFT
 Cornerback | 6'0" | 177 | HS | Fr.
 Detroit, Mich. | Martin Luther King HS

Notables:

- A 247Sports and Rivals 3-star recruit
- 2022 Michigan Associated Press Division 3A All-State Team



30

CARSON MORGAN
 Running Back | 6'0" | 200 | HS | Fr.
 Bentonville, Ark. | Bentonville HS

Notables:

- Accumulated over 1,500 rushing yards, 700 career receiving yards and 17 total touchdowns at Bentonville high school
- Arkansas 7A West Second Team All-Conference



29

REECE THOMAS
 Wide Receiver | 5'10" | 178 | RS | RS-So.
 Lansing, Kan. | Lansing HS



31

LANDON NELSON
 Safety | 5'11" | 190 | 1L | RS-So.
 Maui, Hawaii | Valley HS

Notables:

- Saw action for the first time last season vs. Texas (11-19-22)
- Recorded his first tackle as a Jayhawk vs. Texas (11-19-22)



30

RICH MILLER
 Linebacker | 6'1" | 230 | 2L | Sr.
 Detroit, Mich. | Martin Luther King HS/Bufalo

Notables:

- Preseason All-Big 12 Third Team by Athlon
- Started in all 13 games in 2022 at linebacker
- Notched a season-high 12 tackles at West Virginia (9-10-22)

Career Defensive Stats

| Date | Opponent | UA-At-TT | TFL | Sack | Int. | PD | FF/R |
|---------------|---------------------|-------------------|---------------|---------------|----------|----------|------------|
| 9-3-21 | South Dakota | 1-0-1 | 0-0 | 0-0 | 0 | 0 | 0/0 |
| 9-10-21 | at Coastal Carolina | 2-2-4 | 0-0 | 0-0 | 0 | 1 | 0/0 |
| 9-18-21 | Baylor | 1-0-1 | 0-0 | 0-0 | 0 | 0 | 0/0 |
| 9-25-21 | at Duke | 7-7-14 | 0-0 | 0-0 | 0 | 0 | 0/0 |
| 10-2-21 | at Iowa State | 3-2-5 | 0-0 | 0-0 | 0 | 0 | 0/0 |
| 10-16-21 | Texas Tech | 7-0-7 | 1-0-1 | 0-0 | 0 | 0 | 0/0 |
| 10-23-21 | Oklahoma | 3-3-6 | 0-0 | 0-0 | 0 | 0 | 1/0 |
| 10-30-21 | at Oklahoma State | 7-2-9 | 1-0-2 | 0-0 | 0 | 0 | 0/0 |
| 11-6-21 | Kansas State | 8-0-8 | 0-0 | 0-0 | 0 | 1 | 0/0 |
| 11-13-21 | at Texas | 8-0-8 | 1-0-1 | 0-0 | 0 | 0 | 0/1 |
| 11-20-21 | at TCU | 3-4-7 | 0-0 | 0-0 | 0 | 0 | 0/0 |
| 11-27-21 | West Virginia | 7-2-9 | 2-0-15 | 1-0-14 | 0 | 0 | 0/0 |
| 2021 | | 57-22-79 | 5-0-19 | 1-0-14 | 0 | 2 | 1/1 |
| 9-2-22 | Tennessee Tech | 2-4-6 | 0-0 | 0-0 | 0 | 0 | 0/0 |
| 9-10-22 | at West Virginia | 7-5-12 | 0-0 | 0-0 | 0 | 0 | 0/0 |
| 9-17-22 | at Houston | 7-2-9 | 1-0-7 | 0-0 | 0 | 0 | 0/0 |
| 9-24-22 | Duke | 4-0-4 | 0-0 | 0-0 | 0 | 0 | 0/0 |
| 10-1-22 | Iowa State | 2-5-7 | 0-5-1 | 0-0 | 0 | 0 | 0/0 |
| 10-8-22 | TCU | 5-4-9 | 0-5-1 | 0-0 | 0 | 0 | 0/0 |
| 10-15-22 | at Oklahoma | 4-5-9 | 0-0 | 0-0 | 0 | 0 | 0/0 |
| 10-22-22 | at Baylor | 6-1-7 | 0-0 | 0-0 | 0 | 0 | 0/0 |
| 11-5-22 | Oklahoma State | 5-1-6 | 1-0-4 | 1-0-4 | 1 | 1 | 0/0 |
| 11-12-22 | at Texas Tech | 4-2-6 | 0-0 | 0-0 | 0 | 0 | 0/0 |
| 11-19-22 | Texas | 3-1-4 | 0-0 | 0-0 | 0 | 0 | 0/0 |
| 11-26-22 | at Kansas State | 4-0-4 | 0-0 | 0-0 | 0 | 0 | 0/0 |
| 12-28-22 | vs. Arkansas | 3-8-11 | 0-0 | 0-0 | 0 | 0 | 0/0 |
| 2022 | | 56-38-94 | 3-0-13 | 1-0-4 | 1 | 1 | 0/0 |
| Career | | 113-60-173 | 8-0-32 | 2-0-18 | 1 | 3 | 1/1 |

Career Highs: Tackles - 12 (at West Virginia, 9-10-22), Tackles for Loss - 1 (Five times, MR vs. Oklahoma State, 11-5-22), Sacks - 1 (Two Times, MR vs. Oklahoma State, 11-5-22), Pass deflections - 1 (Three times, MR vs. Oklahoma State, 11-5-22), Forced Fumbles - 1 (vs. Oklahoma, 10-23-21), Fumble Recoveries - 1 (at Texas, 11-13-21), Interceptions - 1 (vs. Oklahoma State, 11-5-22).

Career Defensive Stats

| Date | Opponent | UA-At-TT | TFL | Sack | Int. | PD | FF/R |
|---------------|----------|--------------|------------|------------|----------|----------|------------|
| 11-19-22 | Texas | 1-0-1 | 0-0 | 0-0 | 0 | 0 | 0/0 |
| 2022 | | 1-0-1 | 0-0 | 0-0 | 0 | 0 | 0/0 |
| Career | | 1-0-1 | 0-0 | 0-0 | 0 | 0 | 0/0 |

Career Highs: Tackles - 1 (vs. Texas, 11-19-22).



32

DYLAN DOWNING
 Linebacker | 6'1" | 235 | 1L | RS-Jr.
 Kansas City, Kan. | Bishop Miege HS

Notables:

- Saw action in five games during the 2022 season
- Recorded a career-high two tackles at Kansas State (11-26-22)

Career Defensive Stats

| Date | Opponent | UA-At-TT | TFL | Sack | Int. | PD | FF/R |
|---------------|-----------------|--------------|------------|------------|----------|----------|------------|
| 10-8-22 | TCU | 1-0-1 | 0-0 | 0-0 | 0 | 0 | 0/0 |
| 11-12-22 | at Texas Tech | 1-0-1 | 0-0 | 0-0 | 0 | 0 | 0/0 |
| 11-26-22 | at Kansas State | 2-0-2 | 0-0 | 0-0 | 0 | 0 | 0/0 |
| 2022 | | 4-0-4 | 0-0 | 0-0 | 0 | 0 | 0/0 |
| Career | | 4-0-4 | 0-0 | 0-0 | 0 | 0 | 0/0 |

Career Highs: Tackles - 2 (at Kansas State, 11-26-22).



34

OWEN PIEPERGERDES

Kicker | 6'6" | 260 | RS | RS-So.
Kansas City, Mo. | Rockhurst HS


Notables:

- Saw time as the place kicker in four games in 2022
- Went a perfect 9-for-9 in PATs during 2022

Career Kicking Stats

| Date | Opponent | FGM-A | Pct. | XPM-A | Pct. | Pts. |
|---------------|-----------------|------------|--------------|------------|--------------|-----------|
| 11-19-22 | Texas | 0-0 | 00.0 | 2-2 | 100.0 | 2 |
| 11-26-22 | at Kansas State | 0-0 | 00.0 | 3-3 | 100.0 | 3 |
| 12-28-22 | vs. Arkansas | 1-1 | 100.0 | 4-4 | 100.0 | 7 |
| 2022 | | 1-1 | 100.0 | 9-9 | 100.0 | 12 |
| Career | | 1-1 | 100.0 | 9-9 | 100.0 | 12 |

Career Highs: Long - 36 (vs. Arkansas, 12-28-22), Field Goals Made - 1 (vs. Arkansas, 12-28-22), Extra Points Made - 4 (vs. Arkansas, 12-28-22), Points - 7 (vs. Arkansas, 12-28-22).



34

ALEX RAICH

Linebacker | 6'3" | 215 | TR | Jr.
Chur, Switzerland | Quader Schulhaus/Golden West College

Notables:

- Transferred from Golden West College following the 2022 season



35

BILLY CONAWAY

Running Back | 6'2" | 220 | TR | RS-Jr.
Kansas City, Kan. | Shawnee Mission North/Butler CC

Notables:

- Transferred from Butler Community College following the 2022 season



35

TONY TERRY

Defensive End | 6'5" | 250 | HS | Fr.
Jackson, Mo. | Jackson HS

Notables:

- Class 5A All-Region and SEMO All-Conference



36

PATRICK JOYNER JR.

Defensive End | 6'3" | 250 | TR | RS-Sr.
Miami, Florida | South Dade HS/Miami/Utah State

Notables:

- Transferred from Utah State following the 2022 season
- Totaled 31 tackles during his junior season



36

ISAIAH COPPAGE

Wide Receiver | 6'0" | 191 | HS | Fr.
Shawnee Mission, Kan. | Bishop Miege HS

Notables:

- 2022 Otis Taylor Award Winner, awarded to the Kansas City Metro's best wide receiver/tight end
- Selected to play in the 2023 Kansas Shrine Bowl



37

HAYDEN HATCHER

Defensive End | 6'3" | 240 | 3L | RS-Sr.
Council Bluffs, Iowa | Lewis Central HS

Notables:

- Recorded at least one tackle in 10 games during the 2022 season
- Tallied a career-high four tackles at Houston (9-17-22)

Career Defensive Stats

| Date | Opponent | UA-At-TT | TFL | Sack | Int. | PD | FF/R |
|---------------|---------------------|-----------------|--------------|--------------|----------|----------|------------|
| 9-26-20 | at Baylor | 0-2-2 | 0.0 | 0-0 | 0 | 0 | 0/0 |
| 10-3-20 | Oklahoma State | 3-0-3 | 1.0-1 | 0-0 | 0 | 0 | 0/0 |
| 10-24-20 | at Kansas State | 1-0-1 | 0-0 | 0-0 | 0 | 0 | 0/0 |
| 10-31-20 | Iowa State | 1-0-1 | 0-0 | 0-0 | 0 | 0 | 0/0 |
| 2020 | | 5-2-7 | 1.0-1 | 0.0 | 0 | 0 | 0/0 |
| 9-3-21 | South Dakota | 1-0-1 | 0-0 | 0-0 | 0 | 0 | 0/0 |
| 9-10-21 | at Coastal Carolina | 2-0-2 | 0-0 | 0-0 | 0 | 0 | 0/0 |
| 9-25-21 | at Duke | 1-2-3 | 0-0 | 0-0 | 0 | 0 | 0/1 |
| 2021 | | 4-2-6 | 0-0 | 0-0 | 0 | 0 | 0/1 |
| 9-2-22 | Tennessee Tech | 1-2-3 | 1.5-5 | 0.5-2 | 0 | 0 | 0/0 |
| 9-10-22 | at West Virginia | 1-1-2 | 0-0 | 0-0 | 0 | 0 | 0/0 |
| 9-17-22 | at Houston | 2-2-4 | 0-0 | 0-0 | 0 | 0 | 0/0 |
| 10-8-22 | TCU | 0-1-1 | 0-0 | 0-0 | 0 | 0 | 0/0 |
| 10-15-22 | at Oklahoma | 1-0-1 | 0-0 | 0-0 | 0 | 0 | 0/0 |
| 10-22-22 | at Baylor | 1-1-2 | 0-0 | 0-0 | 0 | 0 | 0/0 |
| 11-5-22 | Oklahoma State | 0-2-2 | 0.5-0 | 0-0 | 0 | 0 | 0/0 |
| 11-12-22 | at Texas Tech | 1-0-1 | 0-0 | 0-0 | 0 | 0 | 0/0 |
| 11-19-22 | Texas | 2-0-2 | 0-0 | 0-0 | 0 | 0 | 0/0 |
| 12-28-22 | vs. Arkansas | 0-3-3 | 0-0 | 0-0 | 0 | 1 | 0/0 |
| 2022 | | 9-9-18 | 2.0-5 | 0.5-2 | 0 | 1 | 0/0 |
| Career | | 18-13-31 | 3.0-6 | 0.5-2 | 0 | 1 | 0/1 |

Career Highs: Tackles - 4 (at Houston, 9-17-22), Tackles for Loss - 1.5 (vs. Tennessee Tech, 9-2-22), Sacks - 0.5 (vs. Tennessee Tech, 9-2-22) Fumble recoveries - 1 (at Duke, 9-25-21).



37

GRAYDEN ADDISON
Punter | 5'11" | 220 | 1L | RS-So.
Noblesville, Ind. | Noblesville HS

Notables:

- Made his Kansas debut vs. the Longhorns (11-19-22)
- Punted four times in the 2022 Autozone Liberty bowl for 158 yards

Career Punting Stats

| Date | Opponent | No. | Yds. | Avg. |
|---------------|--------------|----------|------------|-------------|
| 11-19-22 | Texas | 1 | 28 | 28.0 |
| 12-28-22 | vs. Arkansas | 4 | 158 | 39.5 |
| 2022 | | 5 | 186 | 37.2 |
| Career | | 5 | 186 | 37.2 |

Career highs: Punts - 4 (vs. Arkansas, 12-28-22), Yards - 158 (vs. Arkansas, 12-28-22), Game average - 39.5 (vs. Arkansas, 12-28-22).



38

JACK SCHNEIDER
Cornerback | 6'3" | 175 | HS | Fr.
Overland Park, Kan. | Blue Valley West

Notables:

- Named First Team All-State and First Team All-Conference in 2022
- Selected to play in the 2023 Kansas Shrine Bowl



39

COLE MONDI
Linebacker | 5'10" | 220 | 1L | RS-So.
Lawrence, Kan. | Lawrence HS

Notables:

- Did not see game action, red-shirted



40

TABOR ALLEN
Kicker | 6'1" | 190 | 3L | Jr.
Mansfield, Texas | Mansfield Lakeridge HS

Notables:

- The main kicker for kickoffs during 2022
- Totaled 79 kickoffs for 4,826 yards and 43 touchbacks

Career Kickoff Stats

| Date | No. | Yds. | Avg. | TB | OB |
|---------------|------------|--------------|-------------|-----------|----------|
| 2020 | 18 | 943 | 52.4 | 6 | 0 |
| 2021 | 43 | 2,705 | 62.9 | 29 | 1 |
| 2022 | 79 | 4,826 | 61.1 | 43 | 2 |
| Career | 140 | 8,474 | 60.5 | 78 | 3 |



40

DEVIN PHILLIPS
Defensive Line | 6'2" | 325 | TR | RS-Sr.
Monroe, La. | Neville HS/Colorado State

Notables:

- Preseason All-Big 12 Fourth Team by Phil Steele
- Transferred from Colorado State after the 2021 season




41

HUNTER LUKE
Wide Receiver | 5'10" | 155 | HS | Fr.
Austin, Texas | Westlake HS

Notables:

- Helped lead high school team to the 2021 Texas 6A State Championship
- Was on the 2023 state finalist 4x100 meter relay team at Westlake



41

EZRA VEDRAL
Linebacker | 6'2" | 204 | HS | Fr.
Omaha, Neb. | Creighton Prep HS

Notables:

- Named to the 102nd World-Herald All-Nebraska football team
- Second team defense in 2022



43

ANDREW RUSSELL
Safety | 6'2" | 200 | 1L | RS-Sr.
Victor, N.Y. | Victor HS/Michigan

Notables:

- Saw action in seven games during the 2022 season
- Recorded one tackle in four games last season

Career Defensive Stats

| Date | Opponent | UA-At-TT | TFL | Sack | Int. | PD | FF/R |
|---------------|-----------------|--------------|------------|------------|----------|----------|------------|
| 9-24-22 | Duke | 1-0-1 | 0-0 | 0-0 | 0 | 0 | 0/0 |
| 10-22-22 | at Baylor | 1-0-1 | 0-0 | 0-0 | 0 | 0 | 0/0 |
| 11-26-22 | at Kansas State | 1-0-1 | 0-0 | 0-0 | 0 | 0 | 0/0 |
| 12-28-22 | vs. Arkansas | 1-0-1 | 0-0 | 0-0 | 0 | 0 | 0/0 |
| 2022 | | 4-0-4 | 0-0 | 0-0 | 0 | 0 | 0/0 |
| Career | | 4-0-4 | 0-0 | 0-0 | 0 | 0 | 0/0 |

Career Highs: Tackles - 1 (Four Times, MR vs. Arkansas, 12-28-22).



44

CORNELL WHEELER
 Linebacker | 6'0" | 225 | 2L | Jr.
 West Bloomfield, Mich. | West Bloomfield HS/
 Michigan

Notables:

- Saw action in two games last season.
- Recorded his first tackle as a Jayhawk at Iowa State (10-2-21)

Career Defensive Stats

| Date | Opponent | UA-AT-TT | TFL | Sack | Int. | PD | FF/R |
|-------------|---------------|--------------|------------|------------|----------|----------|------------|
| 10-2-21 | at Iowa State | 0-1-1 | 0-0 | 0-0 | 0 | 0 | 0/0 |
| 2021 | | 0-1-1 | 0-0 | 0-0 | 0 | 0 | 0/0 |

Career Highs: Tackles - 1 (at Iowa State, 10-2-21)



45

TREVOR KARDELL
 Tight End | 6'5" | 255 | 2L | Jr.
 Lee's Summit, Mo. | Lee's Summit West HS

Notables:

- Saw action in seven games during the 2022 season
- Logged his first touchdown dawning the crimson and blue vs. Duke (9-24-22)

Career Receiving Stats

| Date | Opponent | No. | Yds. | TD | Avg. |
|---------------|-------------------|-----------|------------|----------|-------------|
| 10-30-21 | at Oklahoma State | 2 | 12 | 0 | 6.0 |
| 11-13-21 | at Texas | 2 | 30 | 0 | 15.0 |
| 11-20-21 | at TCU | 1 | 44 | 0 | 44.0 |
| 2021 | | 5 | 86 | 0 | 17.2 |
| 9-17-22 | at Houston | 1 | 17 | 0 | 17.0 |
| 9-24-22 | Duke | 3 | 44 | 1 | 14.7 |
| 10-8-22 | TCU | 1 | 4 | 0 | 4.0 |
| 2022 | | 5 | 65 | 1 | 13.0 |
| Career | | 10 | 151 | 1 | 15.1 |

Career Highs: Receptions - 3 (vs. Duke, 9-24-22), Yards - 44 (Two Times, MR vs. Duke, 9-24-22), Long - 44 (at TCU, 11-20-21), Touchdowns - 1 (vs. Duke, 9-24-22)



45

DEAN MILLER
 Defensive End | 6'5" | 200 | RS | RS-So.
 Los Angeles, Calif. | Cathedral HS/College of the
 Canyons

Notables:

- Finished with one assisted tackle vs. Arkansas in the 2022 Autozone Liberty Bowl

Career Defensive Stats

| Date | Opponent | UA-AT-TT | TFL | Sack | Int. | PD | FF/R |
|-------------|--------------|--------------|------------|------------|----------|----------|------------|
| 12-28-22 | vs. Arkansas | 0-1-1 | 0-0 | 0-0 | 0 | 0 | 0/0 |
| 2022 | | 0-1-1 | 0-0 | 0-0 | 0 | 0 | 0/0 |

Career Highs: Tackles - 1 (vs. Arkansas, 12-28-22)



46

DILLON MONG
 Tight End | 6'7" | 201 | HS | Fr.
 Shawnee Mission, Kan. | Shawnee Mission East
 HS

Notables:

- Named a Kansas 2022 6A All-State Honorable Mention
- Also played basketball in high school



46

DAVION WESTMORELAND
 Defensive End | 6'3" | 250 | RS | RS-So.
 Griffin, Ga. | Griffin HS/Hutchinson CC

Notables:

- Recorded his first solo tackle as a Jayhawk at Baylor (10-15-22)
- Logged an assisted tackle vs. Texas (11-19-22)

Career Defensive Stats

| Date | Opponent | UA-A-TT | TFL | Sack | Int. | PD | FF/R |
|-------------|-----------|--------------|------------|------------|----------|----------|------------|
| 10-15-22 | at Baylor | 1-0-1 | 0-0 | 0-0 | 0 | 0 | 0/0 |
| 11-19-22 | Texas | 0-1-1 | 0-0 | 0-0 | 0 | 0 | 0/0 |
| 2022 | | 1-1-2 | 0-0 | 0-0 | 0 | 0 | 0/0 |

Career Highs: Tackles - 1 (Two Times, MR vs. Texas, 11-19-22)



47

JARED CASEY
 Tight End | 6'0" | 255 | 2L | Jr.
 Plainville, Kan. | Plainville HS


Notables:

- Produced a season-high 66 yards on one reception at Texas Tech (11-12-22)
- Finished 2022 with three touchdown receptions

Career Receiving Stats

| Date | Opponent | No. | Yds. | TD | Avg. |
|---------------|------------------|-----------|------------|----------|-------------|
| 11-20-21 | at TCU | 4 | 34 | 1 | 8.5 |
| 11-27-21 | West Virginia | 4 | 67 | 1 | 16.8 |
| 2021 | | 8 | 101 | 2 | 12.6 |
| 9-10-22 | at West Virginia | 2 | 23 | 0 | 11.5 |
| 9-17-22 | at Houston | 1 | 8 | 1 | 8.0 |
| 9-24-22 | Duke | 2 | 24 | 0 | 12.0 |
| 10-1-22 | Iowa State | 1 | 30 | 0 | 30.0 |
| 10-15-22 | at Oklahoma | 1 | 9 | 0 | 9.0 |
| 10-22-22 | at Baylor | 1 | 20 | 0 | 20.0 |
| 11-5-22 | Oklahoma State | 2 | 6 | 1 | 3.0 |
| 11-12-22 | at Texas Tech | 1 | 66 | 1 | 66.0 |
| 11-19-22 | Texas | 1 | 9 | 0 | 9.0 |
| 11-26-22 | at Kansas State | 4 | 23 | 0 | 5.8 |
| 12-28-22 | vs. Arkansas | 2 | 6 | 1 | 3.0 |
| 2022 | | 16 | 218 | 3 | 13.6 |
| Career | | 24 | 319 | 5 | 13.3 |

Career Highs: Receptions - 4 (Three Times, MR at Kansas State, 11-26-22), Yards - 67 (vs. West Virginia, 11-27-21), Touchdowns - 1 (Four times, MR vs. Oklahoma State, 11-5-22)



47

JACOBY DAVIS
 Cornerback | 5'10" | 165 | HS | Fr.
 Houston, Texas | North Shore Senior HS

Notables:

- A 247Sports and Rivals 3-star
- Named 2021 6A First Team All-Defense in 2022
- Recorded a pass breakup and interception in the 2022 6A State Championship game



50

MIKE NOVITSKY
 Offensive Line | 6'5" | 300 | 1L | RS-Sr.
 Victor, N.Y. | Victor HS

Notables:

- Preseason All-Big 12 First Team by the Big 12 and Athlon
- Preseason Rimington Trophy Watch List
- 2022 All-Big 12 Second Team (Coaches)



51

EMORY DUGGAR
 Long Snapper | 6'2" | 225 | SQ | RS-So.
 Baton Rouge, La. | Catholic HS

Notables:

- Did not see game action last season



52

LOGAN BROWN
 Offensive Line | 6'6" | 320 | TR | RS-Jr.
 Grand Rapids, Mich. | East Kentwood HS/
 Wisconsin

Notables:

- Transferred from Wisconsin following the 2022 season
- Appeared in six games while making three starts for the Badgers last season



52

D.J. WITHERS
 Defensive Line | 6'4" | 292 | RS | RS-Fr.
 Little Rock, Ark. | Joe T. Robinson HS

Notables:

- Saw action in six games during the 2022 season
- Recorded a career-high three tackles vs. the Longhorns (11-19-22)

Career Defensive Stats

| Date | Opponent | UA-At-TT | TFL | Sack | Int. | PD | FF/R |
|---------------|----------------|--------------|--------------|------------|----------|----------|------------|
| 9-2-22 | Tennessee Tech | 0-1-1 | 0-0 | 0-0 | 0 | 0 | 0/0 |
| 9-24-22 | Duke | 1-0-1 | 0-0 | 0-0 | 0 | 0 | 0/0 |
| 11-12-22 | at Texas Tech | 0-1-1 | 0-0 | 0-0 | 0 | 0 | 0/0 |
| 11-19-22 | Texas | 3-0-3 | 1.0-1 | 0-0 | 0 | 0 | 0/0 |
| 2022 | | 4-2-6 | 1.0-1 | 0-0 | 0 | 0 | 0/0 |
| Career | | 4-2-6 | 1.0-1 | 0-0 | 0 | 0 | 0/0 |

Career Highs: Tackles - 3 (vs. Texas, 11-19-22), Tackles-for-loss - 1 (vs. Texas, 11-19-22).



53

CALEB TAYLOR
 Defensive Line | 6'4" | 300 | 2L | Jr.
 St. Louis, Mo. | Staley HS

Notables:

- Saw action in eight games last season
- Matched his career-high with four tackles at Oklahoma (10-15-22)

Career Defensive Stats

| Date | Opponent | UA-At-TT | TFL | Sack | Int. | PD | FF/R |
|---------------|---------------------|-----------------|--------------|--------------|----------|----------|------------|
| 11-7-20 | Oklahoma | 0-2-2 | 0-0 | 0-0 | 0 | 0 | 0/0 |
| 11-28-20 | TCU | 1-0-1 | 0-0 | 0-0 | 0 | 0 | 0/0 |
| 12-5-20 | at Texas Tech | 0-0-0 | 0-0 | 0-0 | 0 | 0 | 1/0 |
| 2020 | | 1-2-3 | 0-0 | 0-0 | 0 | 0 | 1/0 |
| 9-3-2021 | South Dakota | 2-0-2 | 2-5 | 0-0 | 0 | 0 | 1/0 |
| 9-10-21 | at Coastal Carolina | 2-1-3 | 0-0 | 0-0 | 0 | 0 | 0/0 |
| 9-18-21 | Baylor | 1-1-2 | 0-0 | 0-0 | 0 | 0 | 0/0 |
| 9-25-21 | at Duke | 2-2-4 | 0-0 | 0-0 | 0 | 0 | 0/0 |
| 10-30-21 | at Oklahoma State | 0-1-1 | 0-0 | 0-0 | 0 | 0 | 0/0 |
| 11-13-21 | at Texas | 1-0-1 | 0-0 | 0-0 | 0 | 0 | 0/0 |
| 11-20-21 | at TCU | 0-1-1 | 0-0 | 0-0 | 0 | 0 | 0/0 |
| 2021 | | 8-6-14 | 2-5 | 0-0 | 0 | 0 | 0/0 |
| 9-2-22 | Tennessee Tech | 0-1-1 | 0-0 | 0-0 | 0 | 0 | 0/0 |
| 10-1-22 | Iowa State | 1-1-2 | 0-0 | 0-0 | 0 | 0 | 0/0 |
| 10-8-22 | TCU | 0-1-1 | 0-0 | 0-0 | 0 | 0 | 0/0 |
| 10-15-22 | at Oklahoma | 1-3-4 | 0.5-0 | 0-0 | 0 | 0 | 0/0 |
| 11-12-22 | at Texas Tech | 0-1-1 | 0-0 | 0-0 | 0 | 0 | 0/0 |
| 2022 | | 2-7-9 | 0.5-0 | 0-0 | 0 | 0 | 0/0 |
| Career | | 11-15-26 | 2.5-5 | 0.5-0 | 0 | 0 | 1/0 |

Career Highs: Tackles - 4 (Two Times, MR at Oklahoma, 10-15-22), Tackles for Loss - 2 (vs. South Dakota, 9-3-12) Fumble recoveries - 1 at (Texas Tech, 12-5-20), Sacks - 0.5 (vs. Tennessee Tech, 9-2-22).



54
MICHAEL FORD JR.
 Offensive Line | 6'3" | 305 | 2L | Jr.
 Homewood, Ill. | Homewood-Flossmoor HS

Notables:

- Played in all 13 games last season
- Did not allow a sack in six games last season



59
NOLAN GORCZYCA
 Offensive Line | 6'6" | 310 | 1L | RS-So.
 Omaha, Neb. | Roncalli Catholic HS/Bufalo

Notables:

- Appeared in one game last season, the season opener vs. Tennessee Tech



55
ARMAJ REED-ADAMS
 Offensive Line | 6'5" | 330 | 2L | RS-So.
 DeSoto, Texas | DeSoto HS

Notables:


- Saw action in two games in 2022



60
LUKE HOSFORD
 Long Snapper | 6'2" | 225 | 2L | RS-Jr.
 Cuyahoga Falls, Ohio | Woodridge HS

Notables:

- Preseason All-Big 12 Third Team by Phil Steele
- Played five games in 2022, missed the rest of the season due to injury



56
MARCUS CALVIN
 Defensive Line | 6'2" | 308 | HS | Fr.
 St. Petersburg, Fla. | Gibbs HS

Notables:

- A 247Sports and Rivals 3-star recruit
- Posted 76 total tackles his senior season



63
JAKE EISENHAUER
 Offensive Line | 6'1" | 305 | SQ | RS-So.
 Salina, Kan. | Salina Central HS

Notables:

- Did not see game action in 2022



57
HANK KELLY
 Offensive Line | 6'4" | 305 | SQ | So.
 Fayetteville, Ark. | Fayetteville HS

Notables:

- Did not see game action in 2022



67
DOMINICK PUNI
 Offensive Line | 6'5" | 320 | 1L | RS-Sr.
 St. Charles, Mo. | Francis Howell Central HS/Central Missouri

Notables:

- Preseason All-Big 12 Second Team by Phil Steele
- 2022 All-Big 12 Honorable Mention



58
KAEL FARKES
 Offensive Line | 6'3" | 290 | RS | RS-Fr.
 Lenexa, Kan. | Shawnee Mission Northwest HS

Notables:

- Did not see game action in 2022



70
KOBE BAYNES
 Offensive Line | 6'4" | 320 | 1L | RS-So.
 Jacksonville, Fla. | Sandalwood HS/Louisville

Notables:

- Appeared in three games in 2022



59
JAYDON BRITTINGHAM
 Defensive End | 6'3" | 235 | HS | Fr.
 Lawrence, Kan. | Lawrence HS

Notables:

- Played under head coach Clint Bowen at Lawrence high school



71
JAMES LIVINGSTON
 Offensive Line | 6'7" | 305 | RS | RS-Fr.
 Dexter, Mich. | Dexter HS

Notables:

- Did not see game action in 2022



71

GRADY SEYFERT
 Defensive Line | 6'1" | 263 | HS | Fr.
 Beloit, Kan. | Beloit HS

Notables:

- Named to the Kansas Football Coaches Association Top 11 Team
- All-Vype Defensive Player of the Year in Central Kansas



76

SPENCER LOVELL
 Offensive Line | 6'6" | 330 | TR | RS-Jr.
 Fort Collins, Colo. | Rocky Mountain HS/Arizona State/Cal

Notables:

- Transferred from Cal following the 2022 season
- Played in and started each of the first three games at right guard before suffering a season-ending injury in game three at Notre Dame



72

DANNY ROBINSON
 Offensive Line | 6'5" | 305 | SQ | RS-So.
 Overland Park, Kan. | Blue Valley Northwest HS

Notables:

- Did not see game action in 2022



77

BRYCE CABELDUE
 Offensive Line | 6'6" | 300 | 3L | Jr.
 Clovis, N.M. | Clovis HS

Notables:

- Appeared in 11 games while starting 10 during the 2022 season



73

DRE DOIRON
 Offensive Line | 6'4" | 305 | 1L | RS-So.
 London, Ontario | Catholic Central HS/Buffalo

Notables:

- Appeared in three games for Kansas in 2022



80

MACK MOELLER
 Tight End | 6'3" | 220 | SQ | So.
 Mission, Kan. | Bishop Miege HS

Notables:

- Did not see game action in 2022



74

DE'KEDRICK STURNS
 Offensive Line | 6'4" | 315 | SQ | RS-So.
 Austin, Texas | Del Valle HS

Notables:

- Appeared in three games for Kansas in 2022



81

QUINTON CONLEY
 Wide Receiver | 6'6" | 220 | RS | RS-Fr.
 Kansas City, Mo. | Pembroke HS

Notables:

- Did not see game action in 2022, red-shirted



75

CALVIN CLEMENTS
 Offensive Line | 6'7" | 310 | HS | Fr.
 Lawrence, Kan. | Free State HS

Notables:

- Rated the No. 8 player in the state of Kansas by Rivals and 247Sports
- Named to the Lawrence Journal-World's All-Area Team



82

ISREAL MOSES
 Wide Receiver | 6'2" | 187 | HS | Fr.
 Minneapolis, Minn. | De La Salle HS

Notables:

- Three-year starter and team captain for his high school football team



85

JARRED SAMPLE
 Wide Receiver | 5'10" | 175 | HS | Fr.
 Cypress, Texas | Cypress Ranch HS

Notables:

- A 247Sports and Rivals 3-star recruit



86

SURAHZ BUNCOM
 Wide Receiver | 6'4" | 175 | HS | Fr.
 Chula Vista, Calif. | Mater Dei Catholic HS

Notables:

- A 247Sports and Rivals 3-star recruit



87

WILL HUGGINS
 Tight End | 6'7" | 245 | 2L | RS-So.
 Lenexa, Kan. | Shawnee Mission South HS

Notables:

- Appeared in one game for Kansas in 2022, did not record any stats

Career Receiving Stats

| Date | Opponent | No. | Yds. | TD | Avg. |
|---------------|-------------|----------|-----------|----------|-------------|
| 11-7-20 | at Oklahoma | 1 | 20 | 1 | 20.0 |
| Career | | 1 | 20 | 1 | 20.0 |

Career Highs: Receptions - 1 (at Oklahoma, 11-7-20), Yards - 20 (at Oklahoma, 11-7-20), Touchdowns - 1 (at Oklahoma, 11-7-20).



88

TEVITA AHOAFI-NOA
 Tight End | 6'4" | 245 | 1L | Sr.
 Salt Lake City, Utah | Highland HS/Snow College

Notables:

- Appeared in 11 game for Kansas in 2022, did not record any stats



89

MASON FAIRCHILD
 Tight End | 6'5" | 261 | 3L | Sr.
 Andale, Kan. | Andale HS


Notables:

- Preseason All-Big 12 Third Team by Phil Steele and Athlon
- 2022 All-Big 12 Second Team (Coaches)
- Produced a career-high 106 yards and two touchdowns on six catches at Oklahoma (10-15-22)

Career Receiving Stats

| Date | Opponent | No. | Yds. | TD | Avg. |
|---------------|-------------------|-----------|------------|----------|-------------|
| 9-13-19 | at Boston College | 1 | 9 | 0 | 9.0 |
| 9-28-19 | at TCU | 1 | 23 | 0 | 23.0 |
| 2019 | | 2 | 32 | 0 | 16.0 |
| 10-24-20 | at Kansas State | 2 | 38 | 0 | 19.0 |
| 10-31-20 | Iowa State | 3 | 19 | 0 | 6.3 |
| 2020 | | 5 | 57 | 0 | 8.1 |
| 9-3-21 | South Dakota | 4 | 58 | 0 | 14.5 |
| 9-18-21 | Baylor | 3 | 13 | 0 | 4.3 |
| 10-16-21 | Texas Tech | 1 | 7 | 0 | 7.0 |
| 10-30-21 | at Oklahoma State | 1 | 6 | 0 | 6.0 |
| 11-6-21 | Kansas State | 2 | 13 | 0 | 6.5 |
| 11-13-21 | at Texas | 2 | 31 | 1 | 15.5 |
| 2021 | | 13 | 128 | 1 | 9.8 |
| 9-2-22 | Tennessee Tech | 2 | 6 | 1 | 3.0 |
| 9-10-22 | at West Virginia | 1 | 10 | 1 | 10.0 |
| 9-17-22 | at Houston | 1 | 4 | 0 | 4.0 |
| 10-8-22 | TCU | 3 | 80 | 1 | 26.7 |
| 10-15-22 | at Oklahoma | 6 | 106 | 2 | 17.7 |
| 10-22-22 | at Baylor | 2 | 19 | 0 | 9.5 |
| 11-12-22 | at Texas Tech | 5 | 49 | 0 | 9.8 |
| 11-19-22 | Texas | 5 | 48 | 0 | 9.6 |
| 11-26-22 | at Kansas State | 4 | 41 | 0 | 10.3 |
| 12-28-22 | vs. Arkansas | 6 | 80 | 1 | 13.3 |
| 2022 | | 35 | 443 | 6 | 12.7 |
| Career | | 55 | 660 | 7 | 12.0 |

Career Highs: Receptions - 6 (2x, MR vs. Arkansas, 12-28-22), Yards - 106 (at Oklahoma, 10-15-22), Touchdowns - 2 (at Oklahoma, 10-15-22).



90

JEREME ROBINSON
 Defensive End | 6'3" | 260 | 3L | Jr.
 Montgomery, Ala. | Carver HS

Notables:

- Played in and recorded at least one tackle in every game last season
- Recorded a career-high 2.0 tackles-for-loss vs. Oklahoma State (11-5-22)

Career Defensive Stats

| Date | Opponent | UA-At-TT | TFL | Sack | Int. | PD | FF/R |
|---------------|---------------------|-----------------|----------------|---------------|---------------|----------|------------|
| 10-3-20 | Oklahoma State | 0-1-1 | 0-0 | 0-0 | 0 | 0 | 0/0 |
| 11-28-20 | TCU | 1-0-1 | 1-1 | 0-0 | 0 | 0 | 0/0 |
| 2020 | | 1-1-2 | 1-1 | 0-0 | 0 | 0 | 0/0 |
| 9-10-21 | at Coastal Carolina | 0-2-2 | 0-0 | 0-0 | 0 | 0 | 0/0 |
| 9-25-21 | at Duke | 0-2-2 | 0.5-1 | 0-0 | 0 | 0 | 0/0 |
| 10-2-21 | at Iowa State | 1-0-1 | 0-0 | 0-0 | 0 | 0 | 0/0 |
| 10-16-21 | Texas Tech | 0-1-1 | 0-0 | 0-0 | 0 | 0 | 0/0 |
| 10-23-21 | Oklahoma | 1-1-2 | 1.0-1 | 0-0 | 0 | 0 | 0/0 |
| 10-30-21 | at Oklahoma State | 1-0-1 | 0-0 | 0-0 | 0 | 0 | 0/0 |
| 11-20-21 | at TCU | 3-0-3 | 1.0-2 | 1.0-2 | 0 | 0 | 1/0 |
| 2021 | | 6-6-12 | 2.5-4 | 0-0 | 0 | 0 | 0/0 |
| 9-2-22 | Tennessee Tech | 1-1-2 | 1.5-2 | 0.5-2 | 0 | 0 | 0/0 |
| 9-10-22 | at West Virginia | 2-0-2 | 0-0 | 0-0 | 0 | 0 | 0/0 |
| 9-17-22 | at Houston | 2-1-3 | 1.0-2 | 1.0-2 | 0 | 0 | 1/1 |
| 9-24-22 | Duke | 2-0-2 | 0-0 | 0-0 | 0 | 0 | 0/0 |
| 10-1-22 | Iowa State | 0-3-3 | 1.0-5 | 0.5-5 | 0 | 0 | 0/0 |
| 10-8-22 | TCU | 0-2-2 | 0-0 | 0-0 | 0 | 0 | 0/0 |
| 10-15-22 | at Oklahoma | 2-2-4 | 0-0 | 0-0 | 0 | 0 | 0/0 |
| 10-22-22 | at Baylor | 2-0-2 | 1.0-15 | 1.0-15 | 0 | 0 | 1/1 |
| 11-5-22 | Oklahoma State | 4-0-4 | 2.0-5 | 0-0 | 0 | 0 | 0/0 |
| 11-12-22 | at Texas Tech | 0-1-1 | 0-0 | 0-0 | 0 | 0 | 0/0 |
| 11-19-22 | Texas | 0-1-1 | 0-0 | 0-0 | 0 | 0 | 0/0 |
| 11-26-22 | at Kansas State | 2-0-2 | 0-0 | 0-0 | 0 | 0 | 0/0 |
| 12-28-22 | vs. Arkansas | 5-1-6 | 2.0-7 | 0-0 | 0 | 0 | 0/0 |
| 2022 | | 22-12-34 | 8.5-36 | 3.0-24 | 0 | 0 | 2/2 |
| Career | | 31-20-51 | 13.0-44 | | 3.0-24 | 0 | 0 |

Career Highs: Tackles - 6 (vs. Arkansas, 12-28-22), Tackles for Loss - 2.0 (2x, MR vs. Arkansas, 12-28-22), Sacks - 1.0 (at Baylor, 10-22-22), Blocked FG's - 1 (vs. Tennessee Tech, 9-2-22), Forced fumbles - 1 (Two Times, MR at Baylor, 10-22-22), Fumble recoveries - 1 (Two Times, MR at Baylor, 10-22-22)




91

SETH KELLER
 Kicker | 5'8" | 165 | TR | RS-Sr.
 Colleyville, Texas | Covenant Christian HS/Texas State

Notables:

- Preseason All-Big 12 Fourth Team by Phil Steele
- 2022 Burlsworth Trophy nominee, which goes to the most outstanding player who began his FBS career as a walk-on



92

TOMMY DUNN JR.
 Defensive Line | 6'3" | 310 | 1L | RS-So.
 Garland, Texas | Naaman Forest HS

Notables:

- Recorded at least one tackle in six games last season
- Produced a career-high three tackles vs. Oklahoma State (11-5-22)

Career Defensive Stats

| Date | Opponent | UA-At-TT | TFL | Sack | Int. | PD | FF/R |
|---------------|----------------|--------------|--------------|--------------|----------|----------|------------|
| 9-2-22 | Tennessee Tech | 2-0-2 | 1.0-1 | 0-0 | 0 | 0 | 0/0 |
| 10-1-22 | Iowa State | 1-0-1 | 0-0 | 0-0 | 0 | 0 | 0/0 |
| 10-15-22 | at Oklahoma | 0-1-1 | 0-0 | 0-0 | 0 | 0 | 0/0 |
| 11-5-22 | Oklahoma State | 2-1-3 | 0.5-2 | 0.5-2 | 0 | 0 | 0/0 |
| 11-12-22 | at Texas Tech | 1-0-1 | 0-0 | 0-0 | 0 | 0 | 0/0 |
| 11-19-22 | Texas | 1-0-1 | 0-0 | 0-0 | 0 | 0 | 0/0 |
| 2022 | | 7-2-9 | 1.5-3 | 0.5-2 | 0 | 0 | 0/0 |
| Career | | 7-2-9 | 1.5-3 | 0.5-2 | 0 | 0 | 0/0 |

Career Highs: Tackles - 3 (vs. Oklahoma State, 11-5-22), Tackles-for-loss - 1.0 (vs. Tennessee Tech, 9-3-22), Sacks - 0.5 (vs. Oklahoma State, 11-5-22).




93

CHARLIE WEINRICH
 Kicker | 5'11" | 205 | TR | RS-Fr.
 Leawood, Kan. | Blue Valley HS/Nebraska

Notables:

- Transferred from Nebraska after red-shirting last season



94

BLAKE HEROLD
 Defensive Line | 6'3" | 255 | HS | Fr.
 Shenandoah, Iowa | Shenandoah HS

Notables:

- A 247Sports and Rivals 3-star recruit



95

DAMON GREAVES
 Punter | 6'1" | 170 | HS | Fr.
 Busselton, Australia

Notables:

- Played in the Australian Football League for the Hawthorn Football Club



96

COLE PETRUS

Defensive Line | 6'4" | 235 | 1L | RS-So.
St. Louis, Mo. | Vianney HS

Notables:

- Played in three games last season, recording a tackle in the season opener vs. Tennessee Tech (9-2-22)

Career Defensive Stats

| Date | Opponent | UA-At-TT | TFL | Sack | Int. | PD | FF/R |
|---------------|----------------|--------------|------------|------------|----------|----------|------------|
| 9-2-22 | Tennessee Tech | 1-0-1 | 0-0 | 0-0 | 0 | 0 | 0/0 |
| 2022 | | 1-0-1 | 0-0 | 0-0 | 0 | 0 | 0/0 |
| Career | | 1-0-1 | 0-0 | 0-0 | 0 | 0 | 0/0 |

Career Highs: Tackles - 1 (vs. Tennessee Tech, 9-3-22).



98

LANCE BASSETT

Defensive Line | 6'2" | 265 | HS | Freshman
Lawrence, Kan. | Lawrence HS

Notables:

- Spent his high school career at Lawrence HS



99

RONALD MCGEE

Defensive Line | 6'3" | 285 | RS | RS-Senior
Sumter, S.C. | Sumter HS/Bufalo


Notables:

- Appeared in one game last season, did not record a tackle

Career Defensive Stats

| Date | Opponent | UA-At-TT | TFL | Sack | Int. | PD | FF/R |
|---------------|---------------------|---------------|--------------|--------------|----------|----------|------------|
| 9-3-21 | South Dakota | 3-0-3 | 0-0 | 0-0 | 0 | 0 | 0/0 |
| 9-10-21 | at Coastal Carolina | 0-1-1 | 0-0 | 0-0 | 0 | 0 | 0/0 |
| 9-18-21 | Baylor | 1-0-1 | 0-0 | 0-0 | 0 | 0 | 0/0 |
| 9-25-21 | at Duke | 1-1-2 | 0-0 | 0-0 | 0 | 0 | 0/0 |
| 10-30-21 | at Oklahoma State | 0-2-2 | 0.5-1 | 0.5-1 | 0 | 0 | 0/0 |
| 11-20-21 | at TCU | 2-0-2 | 0-0 | 0-0 | 0 | 0 | 0/0 |
| 2021 | | 7-4-11 | 0.5-1 | 0.5-1 | 0 | 0 | 0/0 |
| Career | | 7-4-11 | 0-0 | 0-0 | 0 | 0 | 0/0 |

Career Highs: Tackles - 3 (vs. South Dakota, 9-3-21), Tackles for Loss - 0.5 (at Oklahoma State, 10-30-21), Sacks - 0.5 (at Oklahoma State, 10-30-21)



97

KENEAN CALDWELL

Defensive Line | 6'3" | 325 | 1L | RS-So.
Oak Grove, La. | Oak Grove HS

Notables:

- Practiced but did not appear in any games, red-shirted

Career Defensive Stats

| Date | Opponent | UA-At-TT | TFL | Sack | Int. | PD | FF/R |
|---------------|---------------------|---------------|------------|------------|----------|----------|------------|
| 9-3-21 | South Dakota | 3-0-3 | 1-0 | 0-0 | 0 | 0 | 0/0 |
| 9-10-21 | at Coastal Carolina | 0-1-1 | 0-0 | 0-0 | 0 | 0 | 0/0 |
| 9-25-21 | at Duke | 0-2-2 | 0-0 | 0-0 | 0 | 0 | 0/0 |
| 10-16-21 | Texas Tech | 1-0-1 | 0-0 | 0-0 | 0 | 0 | 0/0 |
| 10-30-21 | at Oklahoma State | 1-0-1 | 0-0 | 0-0 | 0 | 0 | 0/0 |
| 11-13-21 | at Texas | 1-1-2 | 0-0 | 0-0 | 0 | 0 | 0/0 |
| 11-20-21 | at TCU | 0-2-2 | 0-0 | 0-0 | 0 | 0 | 0/0 |
| 2021 | | 6-6-12 | 1-0 | 0-0 | 0 | 0 | 0/0 |
| Career | | 6-6-12 | 1-0 | 0-0 | 0 | 0 | 0/0 |

Career Highs: Tackles - 3 (vs. South Dakota, 9-3-21), Tackles for Loss - 1 (vs. South Dakota, 9-3-21).

RESULTS

| DATE | OPPONENT | SCORE | RESULT | ATTENDANCE |
|----------|---------------------|-------------|--------|------------|
| Sept. 2 | Tennessee Tech | 56-10 | W | 34,902 |
| Sept. 10 | at West Virginia* | 55-42 (OT) | W | 52,188 |
| Sept. 17 | at Houston | 48-30 | W | 30,317 |
| Sept. 24 | Duke | 35-27 | W | 47,233% |
| Oct. 1 | Iowa State* | 14-11 | W | 47,233% |
| Oct. 8 | #17 TCU* | 31-38 | L | 47,233% |
| Oct. 15 | at Oklahoma* | 42-52 | L | 83,874 |
| Oct. 22 | at Baylor* | 23-35 | L | 45,882 |
| Nov. 5 | #18 Oklahoma State* | 37-16 | W | 43,606 |
| Nov. 12 | at Texas Tech* | 28-43 | L | 55,613 |
| Nov. 19 | Texas | 14-55 | L | 38,246 |
| Nov. 26 | at Kansas State | 27-47 | L | 51,861 |
| Dec. 28 | vs. Arkansas | 53-55 (3OT) | L | 52,847 |

*Big 12 Conference Game, % Sellout

TEAM STATISTICS

| | KU | OPP. |
|-----------------------------|--------------|-------------|
| SCORING | 463 | 461 |
| Points Per Game | 35.6 | 35.5 |
| Points Off Turnovers | 76 | 76 |
| FIRST DOWNS | 267 | 323 |
| Rushing | 102 | 143 |
| Passing | 147 | 155 |
| Penalty | 18 | 25 |
| RUSHING YARDAGE | 2,395 | 2,720 |
| Yards gained rushing | 2,601 | 2,954 |
| Yards lost rushing | 206 | 234 |
| Rushing Attempts | 446 | 564 |
| Average Per Rush | 5.4 | 4.8 |
| Average Per Game | 184.2 | 209.2 |
| TDs Rushing | 29 | 37 |
| PASSING YARDAGE | 3,307 | 3,382 |
| Comp-Att-Int | 242-371-8 | 277-428-12 |
| Average Per Pass | 8.9 | 7.9 |
| Average Per Catch | 13.7 | 12.2 |
| Average Per Game | 254.4 | 260.2 |
| TDs Passing | 32 | 21 |
| TOTAL OFFENSE | 5,702 | 6,102 |
| Total Plays | 817 | 992 |
| Average Per Play | 7.0 | 6.2 |
| Average Per Game | 438.6 | 469.4 |
| KICK RETURNS: #-Yards | 23-410 | 23-539 |
| PUNT RETURNS: #-Yards | 4-15 | 11-76 |
| INT RETURNS: #-Yards | 12-208 | 8-30 |
| KICK RETURN AVERAGE | 17.8 | 23.4 |
| PUNT RETURN AVERAGE | 3.8 | 6.9 |
| INT RETURN AVERAGE | 17.3 | 3.8 |
| FUMBLES-LOST | 21-11 | 14-10 |
| PENALTIES-Yards | 69-605 | 63-513 |
| Average Per Game | 46.5 | 39.5 |
| PUNTS-Yards | 42-1,665 | 37-1,578 |
| Average Per Punt | 39.6 | 42.6 |
| Net punt average | 35.9 | 39.5 |
| KICKOFFS-Yards | 79-4,826 | 83-5,044 |
| Average Per Kick | 61.1 | 60.8 |
| Net kick average | 39.0 | 39.0 |
| TIME OF POSSESSION/Game | 28:51 | 31:09 |
| 3RD-DOWN Conversions | 80/158 | 92/194 |
| 3rd-Down Pct | 51% | 47% |
| 4TH-DOWN Conversion | 9/19 | 19/28 |
| 4th-Down Pct | 47% | 68% |
| SACKS BY-Yards | 24-142 | 12-68 |
| MISC YARDS | 0 | 0 |
| TOUCHDOWNS SCORED | 63 | 58 |
| FIELD GOALS-ATTEMPTS | 8-14 | 17-22 |
| ON-SIDE KICKS | 1-1 | 0-1 |
| RED-ZONE SCORES | (54-62) 87% | (55-65) 85% |
| RED-ZONE TOUCHDOWNS | (46-62) 74% | (41-65) 63% |
| PAT-ATTEMPTS | (57-57) 100% | (52-53) 98% |
| 2-Point conversion-attempts | (2-6) 33% | (4-6) 67% |
| Attendance | 258,453 | 319,735 |
| Games / Avg. per game | 6/43,076 | 6/53,289 |

SCORE BY QUARTER

| | 1Q | 2Q | 3Q | 4Q | OT | Total |
|-----------|-----|-----|----|-----|----|-------|
| Kansas | 90 | 135 | 98 | 112 | 28 | 463 |
| Opponents | 144 | 121 | 78 | 101 | 17 | 461 |

RUSHING

| | GP | ATT | GAIN | LOSS | NET | AVG | TD | LONG | AVG/G |
|--------------------|----|-----|-------|------|-------|------|----|------|-------|
| Devin Neal | 13 | 180 | 1,124 | 34 | 1,090 | 6.1 | 9 | 80 | 83.8 |
| Jalon Daniels | 9 | 77 | 482 | 57 | 425 | 5.5 | 7 | 37 | 47.2 |
| Daniel Hishaw Jr. | 5 | 44 | 275 | 13 | 262 | 6.0 | 5 | 30 | 52.4 |
| Jason Bean | 12 | 38 | 259 | 37 | 222 | 5.8 | 4 | 73 | 18.5 |
| Sevion Morrison | 12 | 23 | 167 | 2 | 165 | 7.2 | 1 | 40 | 13.8 |
| Ky Thomas | 9 | 53 | 186 | 24 | 162 | 3.1 | 2 | 40 | 18.0 |
| Quentin Skinner | 13 | 2 | 41 | 0 | 41 | 20.5 | 0 | 20 | 3.2 |
| Torry Locklin | 13 | 12 | 40 | 8 | 32 | 2.7 | 1 | 12 | 2.5 |
| Ethan Vasko | 1 | 2 | 17 | 11 | 6 | 3.0 | 0 | 17 | 6.0 |
| DeAndre Thomas Jr. | 1 | 1 | 5 | 0 | 5 | 5.0 | 0 | 5 | 5.0 |
| Steven McBride | 6 | 1 | 4 | 0 | 4 | 4.0 | 0 | 4 | 0.7 |
| Tanaka Scott | 12 | 1 | 1 | 0 | 1 | 1.0 | 0 | 1 | 0.1 |
| Kevin Terry | 13 | 1 | 0 | 4 | -4 | -4.0 | 0 | 0 | -0.4 |
| Team | 13 | 11 | 0 | 16 | -16 | -1.5 | 0 | 0 | -1.2 |
| Total | 13 | 446 | 2,601 | 206 | 2,395 | 5.4 | 29 | 80 | 184.2 |
| Opponents | 13 | 564 | 2,954 | 234 | 2,720 | 4.8 | 37 | 70 | 209.2 |

PASSING

| | G | EFFIC | CMP-ATT-INT | PCT | YDS | TD | LNG | AVG/G |
|---------------|----|-------|-------------|------|-------|----|-----|-------|
| Jalon Daniels | 9 | 162.0 | 152-230-4 | 66.1 | 1,014 | 18 | 73 | 223.8 |
| Jason Bean | 12 | 171.1 | 87-136-4 | 64.0 | 1,280 | 14 | 66 | 106.7 |
| Ethan Vasko | 1 | 81.8 | 3-5-0 | 60.0 | 13 | 0 | 9 | 13.0 |
| Total | 13 | 164.3 | 242-371-8 | 65.2 | 3,307 | 32 | 73 | 254.4 |
| Opponents | 13 | 141.7 | 277-428-12 | 64.7 | 3,382 | 21 | 80 | 260.2 |

RECEIVING

| | G | NO | YDS | AVG | TD | LONG | AVG/G |
|-----------------|----|-----|-------|------|----|------|-------|
| Luke Grimm | 12 | 52 | 623 | 12.0 | 6 | 45 | 51.9 |
| Lawrence Arnold | 13 | 44 | 716 | 16.3 | 4 | 60 | 55.1 |
| Mason Fairchild | 13 | 35 | 443 | 12.7 | 6 | 48 | 34.1 |
| Quentin Skinner | 13 | 26 | 440 | 16.9 | 5 | 56 | 33.8 |
| Devin Neal | 13 | 21 | 183 | 8.7 | 1 | 53 | 14.1 |
| Jared Casey | 13 | 18 | 224 | 12.4 | 4 | 66 | 17.2 |
| Torry Locklin | 13 | 8 | 155 | 19.4 | 2 | 60 | 11.9 |
| Tanaka Scott | 12 | 8 | 109 | 13.6 | 0 | 52 | 9.1 |
| Kevin Terry | 13 | 8 | 93 | 11.6 | 0 | 30 | 7.2 |
| Trevor Kardell | 13 | 5 | 65 | 13.0 | 1 | 22 | 5.0 |
| Ky Thomas | 9 | 5 | 39 | 7.8 | 1 | 29 | 4.3 |
| Daniel Hishaw | 5 | 3 | 95 | 31.7 | 1 | 73 | 19.0 |
| Sevion Morrison | 12 | 3 | 26 | 8.7 | 0 | 13 | 2.2 |
| Steven McBride | 6 | 2 | 23 | 11.5 | 0 | 16 | 3.8 |
| Douglas Emilien | 13 | 2 | 21 | 10.5 | 1 | 11 | 1.6 |
| Trevor Wilson | 4 | 2 | 52 | 26.0 | 0 | 47 | 13.0 |
| Total | 13 | 242 | 3,307 | 13.7 | 32 | 73 | 254.4 |
| Opponents | 13 | 277 | 3,382 | 12.2 | 21 | 80 | 260.2 |

TOTAL OFFENSE

| | G | PLAYS | RUSH | PASS | TOTAL | AVG/G |
|--------------------|----|-------|-------|-------|-------|-------|
| Jalon Daniels | 9 | 307 | 425 | 2,014 | 2,439 | 271.0 |
| Jason Bean | 12 | 174 | 222 | 1,280 | 1,502 | 125.2 |
| Devin Neal | 13 | 180 | 1,090 | 0 | 1,090 | 83.8 |
| Daniel Hishaw Jr. | 5 | 44 | 262 | 0 | 262 | 52.4 |
| Sevion Morrison | 12 | 23 | 165 | 0 | 165 | 13.8 |
| Ky Thomas | 9 | 53 | 162 | 0 | 162 | 18.0 |
| Quentin Skinner | 13 | 2 | 41 | 0 | 41 | 3.2 |
| Torry Locklin | 13 | 12 | 32 | 0 | 32 | 2.5 |
| Ethan Vasko | 1 | 7 | 6 | 13 | 19 | 19.0 |
| DeAndre Thomas Jr. | 1 | 1 | 5 | 0 | 5 | 5.0 |
| Steven McBride | 6 | 1 | 4 | 0 | 4 | 0.7 |
| Tanaka Scott | 12 | 1 | 1 | 0 | 1 | 0.1 |
| Kevin Terry | 13 | 1 | -4 | 0 | -4 | -0.3 |
| Team | 13 | 0 | -16 | 0 | -16 | -1.2 |
| Total | 13 | 817 | 2,395 | 3,307 | 5,702 | 438.6 |
| Opponents | 13 | 992 | 2,720 | 3,382 | 6,102 | 469.4 |

SCORING

| | TD | FGs | ----- PATS ----- | | | | DXP | SAF | PTS |
|-------------------|----|-------|------------------|------|-----|------|-----|-----|-----|
| | | | KICK | RUSH | RCV | PASS | | | |
| Jacob Borcila | -- | 7-13 | 48-48 | -- | -- | -- | -- | -- | 69 |
| Devin Neal | 10 | -- | -- | -- | -- | -- | -- | -- | 60 |
| Jalon Daniels | 7 | -- | -- | -- | -- | 2 | -- | -- | 42 |
| Luke Grimm | 6 | -- | -- | -- | -- | -- | -- | -- | 36 |
| Daniel Hishaw Jr. | 6 | -- | -- | -- | -- | -- | -- | -- | 36 |
| Mason Fairchild | 6 | -- | -- | -- | -- | -- | -- | -- | 36 |
| Quentin Skinner | 5 | -- | -- | -- | -- | -- | -- | -- | 30 |
| Lawrence Arnold | 4 | -- | -- | -- | 1 | -- | -- | -- | 26 |
| Jared Casey | 4 | -- | -- | -- | 1 | -- | -- | -- | 26 |
| Jason Bean | 4 | -- | -- | -- | -- | -- | -- | -- | 24 |
| Torry Locklin | 3 | -- | -- | -- | -- | -- | -- | -- | 18 |
| Ky Thomas | 3 | -- | -- | -- | -- | -- | -- | -- | 18 |
| Owen Piepergerdes | -- | 1-1 | 9-9 | -- | -- | -- | -- | -- | 12 |
| Cobee Bryant | 2 | -- | -- | -- | -- | -- | -- | -- | 12 |
| Sevion Morrison | 1 | -- | -- | -- | -- | -- | -- | -- | 6 |
| Douglas Emilien | 1 | -- | -- | -- | -- | -- | -- | -- | 6 |
| Trevor Kardell | 1 | -- | -- | -- | -- | -- | -- | -- | 6 |
| Total | 63 | 8-14 | 57-57 | 0 | 2 | 2 | 0 | 0 | 463 |
| Opponents | 58 | 17-22 | 52-53 | 1 | 3 | 3 | 0 | 1 | 461 |

KICK RETURNS

| | NO | YDS | AVG | TD | LONG |
|-----------------|----|-----|------|----|------|
| Kenny Logan Jr. | 12 | 237 | 19.8 | 0 | 38 |
| Sevion Morrison | 6 | 128 | 21.3 | 0 | 37 |
| Trevor Wilson | 2 | 11 | 5.5 | 0 | 9 |
| Andrew Russell | 1 | 0 | 0.0 | 0 | 0 |
| Trevor Kardell | 1 | 3 | 3.0 | 0 | 3 |
| Steven McBride | 1 | 31 | 31.0 | 0 | 31 |
| Total | 23 | 410 | 17.8 | 0 | 38 |
| Opponents | 23 | 539 | 23.4 | 0 | 69 |

PUNT RETURNS

| | NO | YDS | AVG | TD | LONG |
|--------------|----|-----|------|----|------|
| OJ Burroughs | 3 | 18 | 6.0 | 0 | 16 |
| Luke Grimm | 1 | -3 | -3.0 | 0 | 0 |
| Total | 4 | 15 | 3.8 | 0 | 6 |
| Opponents | 11 | 76 | 6.9 | 0 | 22 |

FUMBLE RETURNS

| | NO | YDS | AVG | TD | LONG |
|-------------------|----|-----|------|----|------|
| Jereme Robinson | 2 | 49 | 24.5 | 0 | 49 |
| Cobee Bryant | 1 | 37 | 37.0 | 0 | 37 |
| Hayden Hatcher | 2 | 0 | 0.0 | 0 | 0 |
| Torry Locklin | 2 | 0 | 0.0 | 0 | 0 |
| Kenny Logan Jr. | 1 | 0 | 0.0 | 0 | 0 |
| Caleb Sampson | 1 | 0 | 0.0 | 0 | 0 |
| Lorenzo McCaskill | 1 | 0 | 0.0 | 0 | 0 |
| Total | 10 | 86 | 8.6 | 0 | 49 |
| Opponents | 11 | 26 | 2.4 | 0 | 18 |

INTERCEPTIONS

| | NO | YDS | AVG | TD | LONG |
|-----------------|----|-----|------|----|------|
| Cobee Bryant | 3 | 86 | 28.7 | 1 | 82 |
| Kenny Logan Jr. | 2 | 43 | 21.5 | 0 | 26 |
| Mello Dotson | 2 | 18 | 9.0 | 0 | 13 |
| Erig Gilyard | 1 | 11 | 11.0 | 0 | 11 |
| Craig Young | 1 | 13 | 13.0 | 0 | 13 |
| OJ Burroughs | 1 | 0 | 0.0 | 0 | 0 |
| Rich Miller | 1 | 37 | 37.0 | 0 | 37 |
| Total | 11 | 208 | 18.9 | 1 | 86 |
| Opponents | 6 | 13 | 2.2 | 0 | 12 |

FIELD GOAL SEQUENCE

| | KANSAS | OPPONENTS |
|--|------------------|------------------|
| Tennessee Tech | 40 | 50, (28), 27 |
| West Virginia | | (27), (28) |
| Houston | (22), (33) | (20) |
| Duke | | (22), (37) |
| Iowa State | 50 | 30, (35), 45, 37 |
| TCU | (40), 31 | (39) |
| Oklahoma | | (37) |
| Baylor | (30) | |
| Oklahoma State | (21), (20), (31) | (35) |
| Texas Tech | 41, 37 | (33), (51), (30) |
| Texas | 34 | (28), (40) |
| Kansas State | | (27) |
| Arkansas | (36) | (37) |
| Numbers in (parentheses) indicate field goal was made. | | |

FIELD GOALS

| | FGM-FGA | PCT | 1-19 | 20-29 | 30-39 | 40-49 | 50-99 | LG | BLK |
|-------------------|---------|-------|------|-------|-------|-------|-------|----|-----|
| Jacob Borcila | 7-13 | 53.8 | 0-0 | 3-3 | 3-6 | 1-3 | 0-1 | 40 | 1 |
| Owen Piepergerdes | 1-1 | 100.0 | 0-0 | 0-0 | 1-1 | 0-0 | 0-0 | 36 | 0 |
| Team | 8-14 | 57.1 | 0-0 | 3-3 | 4-7 | 1-3 | 0-1 | 40 | 1 |
| Opponents | 17-22 | 77.3 | 0-0 | 7-8 | 8-10 | 1-2 | 1-2 | 51 | 1 |

PUNTING

| | NO. | YDS | AVG | LONG | TB | FC | I20 | 50+ | BLK |
|-----------------|-----|-------|------|------|----|----|-----|-----|-----|
| Reis Vernon | 34 | 1,357 | 39.9 | 60 | 3 | 10 | 10 | 2 | 0 |
| Grayden Addison | 5 | 186 | 37.2 | 53 | 0 | 1 | 0 | 1 | 0 |
| Jalon Daniels | 2 | 81 | 40.5 | 48 | 1 | 0 | 1 | 0 | 0 |
| Jason Bean | 1 | 41 | 41.0 | 41 | 0 | 0 | 1 | 0 | 0 |
| Total | 42 | 1,665 | 39.6 | 60 | 4 | 10 | 12 | 3 | 0 |
| Opponents | 37 | 1,578 | 42.6 | 72 | 5 | 14 | 9 | 8 | 0 |

KICKOFFS

| | NO. | YDS | AVG | TB | OB | RETN | NET | YDLN |
|-------------|-----|-------|------|----|----|------|-----|------|
| Tabor Allen | 79 | 4,826 | 61.1 | 43 | 2 | -- | -- | -- |
| Total | 79 | 4,826 | 61.1 | 43 | 2 | 23 | 39 | 26 |
| Opponents | 83 | 5,044 | 60.8 | 49 | 2 | 23 | 39 | 25 |

ALL-PURPOSE

| | G | RUSH | REC | PR | KOR | IR | TOT | AVG/G |
|--------------------|----|-------|-------|----|-----|-----|-------|-------|
| Devin Neal | 13 | 1,090 | 183 | 0 | 0 | 0 | 1,273 | 97.9 |
| Lawrence Arnold | 13 | 0 | 716 | 0 | 0 | 0 | 716 | 55.1 |
| Luke Grimm | 12 | 0 | 623 | -3 | 0 | 0 | 620 | 51.7 |
| Quentin Skinner | 13 | 41 | 440 | 0 | 0 | 0 | 481 | 37.0 |
| Mason Fairchild | 13 | 0 | 443 | 0 | 0 | 0 | 443 | 34.1 |
| Jalon Daniels | 9 | 425 | 0 | 0 | 0 | 0 | 425 | 47.2 |
| Daniel Hishaw Jr. | 5 | 262 | 95 | 0 | 0 | 0 | 348 | 71.4 |
| Sevion Morrison | 12 | 165 | 26 | 0 | 128 | 0 | 319 | 26.6 |
| Kenny Logan Jr. | 13 | 0 | 0 | 0 | 237 | 43 | 280 | 21.5 |
| Jared Casey | 13 | 0 | 224 | 0 | 0 | 0 | 224 | 17.2 |
| Jason Bean | 12 | 222 | 0 | 0 | 0 | 0 | 222 | 18.5 |
| Ky Thomas | 9 | 162 | 39 | 0 | 0 | 0 | 201 | 22.3 |
| Torry Locklin | 13 | 32 | 155 | 0 | 0 | 0 | 187 | 14.4 |
| Tanaka Scott | 12 | 1 | 109 | 0 | 0 | 0 | 110 | 9.2 |
| Kevin Terry | 13 | -4 | 93 | 0 | 0 | 0 | 89 | 6.8 |
| Cobee Bryant | 12 | 0 | 0 | 0 | 0 | 86 | 86 | 7.2 |
| Trevor Kardell | 13 | 0 | 65 | 0 | 3 | 0 | 68 | 5.2 |
| Trevor Wilson | 4 | 0 | 52 | 0 | 11 | 0 | 63 | 15.8 |
| Steven McBride | 6 | 4 | 23 | 0 | 0 | 0 | 58 | 9.7 |
| Rich Miller | 13 | 0 | 0 | 0 | 0 | 37 | 37 | 2.8 |
| Douglas Emilien | 13 | 0 | 21 | 0 | 0 | 0 | 21 | 1.6 |
| Mello Dotson | 13 | 0 | 0 | 0 | 0 | 18 | 18 | 1.4 |
| OJ Burroughs | 13 | 0 | 0 | 18 | 0 | 0 | 18 | 1.4 |
| Craig Young | 13 | 0 | 0 | 0 | 0 | 13 | 13 | 1.0 |
| Erig Gilyard | 12 | 0 | 0 | 0 | 0 | 11 | 11 | 0.9 |
| Ethan Vasko | 1 | 6 | 0 | 0 | 0 | 0 | 6 | 6.0 |
| DeAndre Thomas Jr. | 1 | 5 | 0 | 0 | 0 | 0 | 5 | 5.0 |
| Team | 13 | -16 | 0 | 0 | 0 | 0 | -16 | -1.2 |
| Total | 13 | 2,395 | 3,307 | 15 | 410 | 208 | 6,335 | 487.3 |
| Opponents | 13 | 2,720 | 3,382 | 76 | 539 | 30 | 6,747 | 519.0 |

DEFENSE

| | | TACKLES | | | | SACKS | | PASS DEF | | | FUMBLES | | BLOCKED | |
|-----------|---------------------|---------|------|-----|-------|---------|----------|----------|------|-----|---------|----|---------|-----|
| | | GP | SOLO | A | TOTAL | TFL/YDS | NO-YARDS | INT-YDS | BRUP | QBH | RCV-YDS | FF | KICK | SAF |
| 1 | Kenny Logan Jr. | 13 | 72 | 34 | 106 | 1.5-3 | . | 2-43 | 5 | 1 | 1-0 | 1 | . | . |
| 30 | Rich Miller | 13 | 56 | 38 | 94 | 3-13 | 1-4 | 1-37 | . | 1 | . | . | . | . |
| 15 | Craig Young | 13 | 42 | 18 | 60 | 5.5-26 | 4.5-23 | 1-13 | 3 | 4 | . | 1 | . | . |
| 47 | Lonnie Phelps | 13 | 45 | 12 | 57 | 11.5-52 | 7-40 | . | 1 | 6 | . | 1 | . | . |
| 3 | Ra'Mello Dotson | 13 | 41 | 13 | 54 | 1-2 | . | 2-18 | 6 | . | . | . | . | . |
| 4 | Marvin Grant | 13 | 34 | 18 | 52 | 2-2 | . | . | 1 | . | . | 1 | . | . |
| 7 | Lorenzo McCaskill | 13 | 32 | 18 | 50 | 0.5-1 | . | . | 1 | 1 | 1-0 | . | . | . |
| 5 | O.J. Burroughs | 13 | 38 | 11 | 49 | 0.5-1 | . | 2-0 | 3 | . | . | 1 | . | . |
| 6 | Taiwan Berryhill | 13 | 28 | 18 | 46 | 6-22 | 2-13 | . | 1 | 1 | . | . | . | . |
| 2 | Cobee Bryant | 12 | 32 | 6 | 38 | 0.5-1 | . | 3-86 | 9 | . | 1-37 | 1 | . | . |
| 90 | Jereme Robinson | 13 | 22 | 12 | 34 | 8.5-36 | 3-23 | . | . | 2 | 2-49 | 2 | 1 | . |
| 99 | Malcolm Lee | 13 | 19 | 12 | 31 | 3.5-14 | 1-5 | . | 2 | 1 | . | . | . | . |
| 98 | Caleb Sampson | 13 | 14 | 12 | 26 | 4-19 | 2.5-17 | . | 2 | 1 | 1-0 | . | . | . |
| 13 | Eriq Gilyard | 12 | 18 | 6 | 24 | 2-2 | . | 1-11 | 1 | . | . | . | . | . |
| 37 | Hayden Hatcher | 13 | 9 | 12 | 21 | 2-5 | 0.5-2 | . | 1 | 2 | 2-0 | . | . | . |
| 18 | Kalon Gervin | 13 | 17 | 4 | 21 | 1-1 | . | . | 4 | . | . | . | . | . |
| 11 | Eddie Wilson | 13 | 9 | 11 | 20 | 1.5-2 | . | . | 1 | . | . | . | . | . |
| 93 | Sam Burt | 13 | 11 | 7 | 18 | 1.5-12 | 1.5-12 | . | . | 1 | . | . | . | . |
| 92 | Tommy Dunn Jr. | 13 | 7 | 2 | 9 | 1.5-3 | 0.5-2 | . | . | 1 | . | . | . | . |
| 53 | Caleb Taylor | 11 | 2 | 7 | 9 | 1-1 | 0.5-1 | . | . | . | . | . | . | . |
| 35 | Zion DeBose | 11 | 6 | 2 | 8 | 1-4 | . | . | . | 1 | . | . | . | . |
| 52 | DJ Withers | 13 | 4 | 2 | 6 | 1-1 | . | . | . | 1 | . | . | . | . |
| 12 | Torry Locklin | 13 | 4 | 1 | 5 | . | . | . | . | . | 2-0 | . | . | . |
| 19 | Gavin Potter | 4 | 3 | 2 | 5 | 0.5-3 | . | . | 1 | . | . | . | . | . |
| 43 | Andrew Russell | 12 | 5 | . | 5 | . | . | . | . | . | . | . | . | . |
| 32 | Dylan Downing | 12 | 4 | . | 4 | . | . | . | . | . | . | . | . | . |
| 9 | Jarrett Paul | 4 | 3 | 1 | 4 | . | . | . | . | . | . | . | . | . |
| 8 | Kwinton Lassiter | 13 | 3 | . | 3 | . | . | . | . | . | . | . | . | . |
| 20 | Donovan Gaines | 12 | 3 | . | 3 | . | . | . | . | . | . | . | . | . |
| 16 | Shaad Dabney | 12 | 2 | 1 | 3 | . | . | . | . | . | . | . | . | . |
| 0 | Edwin White-Schultz | 3 | 1 | 1 | 2 | . | . | . | . | . | . | . | . | . |
| 46 | Davion Westmoreland | 3 | 1 | 1 | 2 | . | . | . | . | . | . | . | . | . |
| 85 | Kelan Robinson | 10 | 2 | . | 2 | . | . | . | . | . | . | . | . | . |
| 83 | Quentin Skinner | 13 | 2 | . | 2 | . | . | . | . | . | . | . | . | . |
| 68 | Earl Bostick Jr. | 13 | 2 | . | 2 | . | . | . | . | . | . | . | . | . |
| 47 | Jared Casey | 13 | 2 | . | 2 | . | . | . | . | . | . | . | . | . |
| 96 | Cole Petrus | 13 | 1 | . | 1 | . | . | . | . | . | . | . | . | . |
| 45 | Dean Miller | 3 | . | 1 | 1 | . | . | . | . | . | . | . | . | . |
| 12 | Tristian Fletcher | 4 | 1 | . | 1 | . | . | . | . | . | . | . | . | . |
| 91 | Jelani Arnold | 10 | 1 | . | 1 | . | . | . | . | . | . | . | . | . |
| 31 | Landon Nelson | 1 | 1 | . | 1 | . | . | . | . | . | . | . | . | . |
| 4 | Devin Neal | 13 | 1 | . | 1 | . | . | . | . | . | . | . | . | . |
| 89 | Mason Fairchild | 13 | . | 1 | 1 | . | . | . | . | . | . | . | . | . |
| 33 | D'Marion Alexander | 1 | 1 | . | 1 | . | . | . | . | . | . | . | . | . |
| 40 | Tabor Allen | 13 | 1 | . | 1 | . | . | . | . | . | . | . | . | . |
| 22 | Brian Dilworth | 2 | . | 1 | 1 | . | . | . | . | . | . | . | . | . |
| 24 | Monte McGary | 8 | . | 1 | 1 | . | . | . | . | . | . | . | . | . |
| Totals | | 13 | 602 | 286 | 888 | 61-226 | 24-142 | 12-208 | 42 | 24 | 10-86 | 8 | 1 | 0 |
| Opponents | | 13 | 514 | 206 | 720 | 57-205 | 12-68 | 8-30 | 35 | 24 | 11-26 | 11 | 1 | 1 |

GAME-BY-GAME STATISTICS

| | FINAL SCORE BY QUARTER | | | | FIRST DOWNS | | | | RUSHING | | | PASSING | | | TOTAL OFFENSE | | PUNTING | FUMBLES | PENALTY | THIRD | TOTAL | |
|----------------|------------------------|----|----|----|-------------|----|------|-----|---------|-----|-----|---------|---------|-----|---------------|-----|---------|---------|---------|-------|-------|-------|
| GAME | SCORE | 1 | 2 | 3 | 4 | RU | PAPN | TOT | ATT | YDS | TD | C-A-I | YDS | TD | ATT | YDS | NO-YDS | NO-LOST | NO-YDS | DOWNS | TOP | |
| Tennessee Tech | 10 | 0 | 3 | 0 | 7 | 4 | 8 | 2 | 14 | 43 | 93 | 0 | 15-26-1 | 97 | 1 | 69 | 190 | 6-196 | 2-2 | 4-19 | 4/17 | 35:36 |
| Kansas | 56 | 21 | 14 | 7 | 14 | 10 | 10 | 1 | 21 | 30 | 297 | 6 | 16-19-1 | 205 | 1 | 49 | 502 | 0-0 | 0-0 | 4-40 | 6/8 | 24:24 |
| Kansas | 55 | 0 | 21 | 14 | 7 | 7 | 15 | 2 | 24 | 36 | 200 | 4 | 18-29-0 | 219 | 3 | 65 | 419 | 3-129 | 1-0 | 6-70 | 11/15 | 27:33 |
| West Virginia | 42 | 14 | 14 | 0 | 14 | 4 | 19 | 4 | 27 | 38 | 146 | 2 | 28-40-1 | 355 | 3 | 78 | 501 | 1-35 | 1-1 | 8-65 | 8/15 | 32:27 |
| Kansas | 14 | 14 | 14 | 6 | 48 | 14 | 7 | 4 | 25 | 43 | 280 | 3 | 14-23-0 | 158 | 3 | 66 | 438 | 2-86 | 2-0 | 2-86 | 7-12 | 31:27 |
| Houston | 14 | 0 | 13 | 3 | 30 | 12 | 12 | 2 | 26 | 39 | 174 | 3 | 22-31-1 | 272 | 1 | 70 | 446 | 3-125 | 1-1 | 3-125 | 7-12 | 28:33 |
| Duke | 27 | 7 | 6 | 0 | 14 | 6 | 12 | 5 | 23 | 35 | 139 | 2 | 24-36-0 | 324 | 1 | 71 | 463 | 3-154 | 0-0 | 5-34 | 5-15 | 30:28 |
| Kansas | 35 | 7 | 14 | 7 | 7 | 8 | 14 | 1 | 23 | 39 | 204 | 1 | 19-23-0 | 324 | 4 | 62 | 528 | 2-78 | 0-0 | 7-83 | 6-10 | 29:32 |
| Iowa State | 11 | 0 | 8 | 3 | 0 | 6 | 12 | 2 | 20 | 30 | 26 | 0 | 30-48-1 | 287 | 1 | 78 | 313 | 3-126 | 2-1 | 0-0 | 5-18 | 35:02 |
| Kansas | 14 | 0 | 14 | 0 | 0 | 5 | 4 | 1 | 10 | 31 | 112 | 2 | 8-15-0 | 101 | 0 | 46 | 213 | 6-239 | 1-1 | 0-0 | 3-10 | 24:58 |
| TCU | 38 | 3 | 7 | 21 | 7 | 8 | 13 | 0 | 21 | 32 | 144 | 2 | 23-33-1 | 308 | 3 | 64 | 452 | 4-181 | 1-1 | 1-5 | 5-11 | 26:01 |
| Kansas | 31 | 0 | 3 | 21 | 7 | 10 | 12 | 0 | 22 | 38 | 189 | 0 | 21-34-1 | 351 | 4 | 72 | 540 | 3-125 | 4-1 | 5-45 | 5-14 | 33:59 |
| Kansas | 42 | 14 | 7 | 7 | 14 | 8 | 12 | 2 | 22 | 35 | 165 | 2 | 16-27-2 | 265 | 4 | 62 | 430 | 5-212 | 0-0 | 5-45 | 5-11 | 29:41 |
| Oklahoma | 52 | 14 | 21 | 14 | 3 | 14 | 21 | 1 | 36 | 57 | 298 | 5 | 29-43-1 | 403 | 2 | 100 | 701 | 1-55 | 2-2 | 4-45 | 16-21 | 30:19 |
| Kansas | 23 | 3 | 0 | 7 | 13 | 2 | 8 | 1 | 11 | 22 | 56 | 2 | 16-27-0 | 56 | 2 | 49 | 288 | 3-104 | 3-2 | 5-31 | 6-11 | 19:50 |
| Baylor | 35 | 14 | 14 | 0 | 7 | 17 | 11 | 0 | 28 | 57 | 273 | 4 | 17-26-2 | 273 | 4 | 83 | 437 | 1-46 | 1-1 | 3-30 | 9-13 | 40:10 |
| Oklahoma State | 16 | 0 | 7 | 3 | 6 | 7 | 16 | 2 | 25 | 35 | 111 | 0 | 27-40-3 | 304 | 2 | 75 | 415 | 2-87 | 1-1 | 1-15 | 5-11 | 24:51 |
| Kansas | 37 | 10 | 14 | 7 | 6 | 12 | 10 | 1 | 23 | 46 | 351 | 2 | 18-23-0 | 203 | 2 | 69 | 554 | 3-94 | 1-0 | 5-40 | 6-14 | 35:09 |
| Kansas | 28 | 7 | 14 | 0 | 7 | 11 | 8 | 1 | 20 | 32 | 242 | 1 | 20-33-1 | 283 | 3 | 65 | 525 | 2-96 | 1-1 | 10-75 | 6-13 | 28:33 |
| Texas Tech | 43 | 17 | 10 | 0 | 16 | 14 | 8 | 1 | 26 | 48 | 264 | 4 | 20-34-0 | 246 | 1 | 82 | 510 | 3-140 | 1-0 | 6-47 | 7-15 | 31:27 |
| Texas | 55 | 14 | 17 | 10 | 14 | 20 | 5 | 3 | 28 | 57 | 427 | 6 | 13-22-0 | 112 | 1 | 79 | 539 | 1-23 | 1-0 | 3-20 | 6-14 | 31:58 |
| Kansas | 14 | 0 | 0 | 7 | 7 | 4 | 11 | 0 | 15 | 30 | 104 | 0 | 18-29-1 | 242 | 2 | 59 | 346 | 4-146 | 0-0 | 4-36 | 4-11 | 28:02 |
| Kansas | 27 | 7 | 14 | 0 | 6 | 6 | 11 | 3 | 20 | 30 | 127 | 4 | 21-33-0 | 180 | 0 | 63 | 307 | 5-190 | 1-0 | 5-25 | 6-12 | 31:00 |
| Kansas State | 47 | 23 | 7 | 7 | 10 | 10 | 8 | 2 | 20 | 42 | 230 | 4 | 11-21-0 | 213 | 2 | 63 | 443 | 3-188 | 0-0 | 6-54 | 7-13 | 29:00 |
| Kansas | 53 | 7 | 6 | 7 | 18 | 5 | 25 | 1 | 31 | 34 | 59 | 2 | 37-56-2 | 544 | 5 | 90 | 603 | 5-206 | 3-1 | 4-34 | 9-17 | 30:55 |
| Arkansas | 55 | 24 | 7 | 7 | 0 | 18 | 10 | 1 | 29 | 52 | 394 | 5 | 19-29-1 | 287 | 2 | 81 | 681 | 6-222 | 1-1 | 7-61 | 8-15 | 29:05 |

GAME-BY-GAME OFFENSIVE STARTERS

| | WR | LT | LG | C | RG | RT | TE/WR | RB/WR | WR/RB/TE | QB | RB/WR |
|----------------|--------|-------------|------|----------|------|----------|-----------|---------|----------|---------|---------|
| Tennessee Tech | Arnold | Bostick Jr. | Puni | Novitsky | Ford | Cabeldue | Fairchild | Locklin | Thomas | Daniels | Neal |
| West Virginia | Arnold | Bostick Jr. | Puni | Novitsky | Ford | Cabeldue | Fairchild | Grimm | Skinner | Daniels | Neal |
| Houston | Arnold | Bostick Jr. | Puni | Novitsky | Ford | Cabeldue | Fairchild | Grimm | Casey | Daniels | Neal |
| Duke | Arnold | Bostick Jr. | Puni | Novitsky | Ford | Cabeldue | Fairchild | Grimm | Casey | Daniels | Neal |
| Iowa State | Arnold | Bostick Jr. | Puni | Novitsky | Ford | Cabeldue | Fairchild | Grimm | Casey | Daniels | Neal |
| TCU | Arnold | Bostick Jr. | Puni | Novitsky | Ford | Cabeldue | Fairchild | Grimm | Casey | Daniels | Neal |
| Oklahoma | Arnold | Bostick Jr. | Puni | Novitsky | Ford | Cabeldue | Fairchild | Grimm | Skinner | Bean | Neal |
| Baylor | Arnold | Bostick Jr. | Puni | Novitsky | Ford | Cabeldue | Fairchild | Emilien | Skinner | Bean | Neal |
| Oklahoma St. | Arnold | Bostick Jr. | Puni | Novitsky | Ford | Cabeldue | Fairchild | Grimm | Casey | Bean | Neal |
| Texas Tech | Arnold | Bostick Jr. | Puni | Novitsky | Ford | Cabeldue | Fairchild | Grimm | Casey | Bean | Neal |
| Texas | Arnold | Bostick Jr. | Puni | Novitsky | Ford | Cabeldue | Fairchild | Grimm | Skinner | Daniels | Neal |
| Kansas State | Arnold | Bostick Jr. | Puni | Novitsky | Ford | Cabeldue | Fairchild | Grimm | Locklin | Daniels | Skinner |
| Arkansas | Arnold | Bostick Jr. | Puni | Novitsky | Ford | Cabeldue | Fairchild | Grimm | Casey | Daniels | Neal |

GAME-BY-GAME DEFENSIVE STARTERS

| | DE | DT | DT | DE | LB | LB | LB | CB | S | S | CB |
|----------------|-----|---------|------|---------|--------|---------------|--------|--------|-----------|-----------|--------|
| Tennessee Tech | Lee | Sampson | Burt | Phelps | Miller | Berryhill Jr. | Young | Bryant | Logan Jr. | Burroughs | Dotson |
| West Virginia | Lee | Sampson | Burt | Phelps | Miller | Berryhill Jr. | Young | Bryant | Logan Jr. | Burroughs | Dotson |
| Houston | Lee | Sampson | Burt | Phelps | Miller | Berryhill Jr. | Young | Bryant | Logan Jr. | Burroughs | Dotson |
| Duke | Lee | Sampson | Burt | Phelps | Miller | Berryhill Jr. | Potter | Bryant | Logan Jr. | Burroughs | Dotson |
| Iowa State | Lee | Sampson | Burt | Phelps | Miller | Berryhill Jr. | Young | Bryant | Logan Jr. | Burroughs | Dotson |
| TCU | Lee | Sampson | Burt | Phelps | Miller | Berryhill Jr. | Young | Bryant | Logan Jr. | Burroughs | Dotson |
| Oklahoma | Lee | Sampson | Burt | Hatcher | Miller | Berryhill Jr. | Young | Bryant | Logan Jr. | Burroughs | Dotson |
| Baylor | Lee | Sampson | Burt | Phelps | Miller | Berryhill Jr. | Young | Gervin | Logan Jr. | Burroughs | Dotson |
| Oklahoma St. | Lee | Sampson | Burt | Phelps | Miller | Berryhill Jr. | Young | Gervin | Logan Jr. | Burroughs | Dotson |
| Texas Tech | Lee | Sampson | Burt | Phelps | Miller | Berryhill Jr. | Young | Bryant | Logan Jr. | Burroughs | Dotson |
| Texas | Lee | Sampson | Burt | Phelps | Miller | Berryhill Jr. | Young | Bryant | Logan Jr. | Burroughs | Dotson |
| Kansas State | Lee | Sampson | Burt | Phelps | Miller | Berryhill Jr. | Young | Bryant | Logan Jr. | Burroughs | Dotson |
| Arkansas | Lee | Sampson | Burt | Phelps | Miller | Berryhill Jr. | Young | Bryant | Logan Jr. | Burroughs | Dotson |

GAME-BY-GAME LEADERS

| | PASSING | RUSHING | RECEIVING | TACKLES | SACKS |
|----------------|--------------------------------------|---------------------------------------|--|------------------------------|-------------------------|
| Tennessee Tech | Jalon Daniels (15/18, 189 yds, 1 TD) | Devin Neal (4 att, 108 yds, 2 TD) | Lawrence Arnold (4 rec, 56 yds) | Lonnie Phelps (7 tackles) | Lonnie Phelps (3 sacks) |
| West Virginia | Jalon Daniels (18/29, 219 yds, 3 TD) | Jalon Daniels (12 att, 85 yds) | Luke Grimm (6 rec, 66 yds) | Rich Miller (12 tackles) | N/A |
| Houston | Jalon Daniels (14/23, 158 yds, 3 TD) | Jalon Daniels (12 att, 123 yds, 2 TD) | Lawrence Arnold (3 rec, 24 yds) | Rich Miller (9 tackles) | Three Players (1 sack) |
| Duke | Jalon Daniels (19/23, 324 yds, 4 TD) | Jalon Daniels (11 att, 83 yds, 1 TD) | Lawrence Arnold (4 rec, 84 yds, 1 TD) | Mello Dotson (9 tackles) | Lonnie Phelps (1 sack) |
| Iowa State | Jalon Daniels (7/14, 93 yds) | Devin Neal (12 att, 75 yds) | Luke Grimm (4 rec, 46 yds) | Two Players (7 tackles) | Sam Burt (1.5 sacks) |
| TCU | Jason Bean (16/24, 262 yds, 4 TD) | Devin Neal (15 att, 88 yds) | Quentin Skinner (4 rec, 73 yds, 2 TD) | Kenny Logan Jr. (12 tackles) | Lonnie Phelps (1 sack) |
| Oklahoma | Jason Bean (16/27, 265 yds, 4 TD) | Devin Neal (12 att, 84 yds, 1 TD) | Lawrence Arnold (5 rec, 113 yds, 2 TD) | Kenny Logan Jr. (14 tackles) | Craig Young (1 sack) |
| Baylor | Jason Bean (16/27, 232 yds, 1 TD) | Devin Neal (10 att, 32 yds, 1 TD) | Quentin Skinner (4 rec, 66 yds, 1 TD) | Marvin Grant (11 tackles) | Two Players (1 sack) |
| Oklahoma State | Jason Bean (18/23, 203 yds, 2 TD) | Devin Neal (32 att, 224 yds, 1 TD) | Devin Neal (6 rec, 110 yds) | Kenny Logan Jr. (8 tackles) | Rich Miller (1 sack) |
| Texas Tech | Jason Bean (17/28, 270 yds, 3 TD) | Devin Neal (24 att, 190 yds) | Lawrence Arnold (4 rec, 110 yds) | Kenny Logan Jr. (11 tackles) | Malcolm Lee (1 sack) |
| Texas | Jalon Daniels (17/26, 230 yds, 2 TD) | Devin Neal (13 att, 51 yds) | Quentin Skinner (4 rec, 98 yds) | Kenny Logan Jr. (10 tackles) | N/A |
| Kansas State | Jalon Daniels (20/32, 168 yds) | Devin Neal (16 att, 59 yds, 2 TD) | Luke Grimm (3 rec, 48 yds) | Craig Young (10 tackles) | Two Players (1 sack) |
| Arkansas | Jalon Daniels (37/55, 544 yds, 5 TD) | Jalon Daniels (14 att, 46 yds, TD) | Luke Grimm (10 rec, 167 yds, 1 TD) | Rich Miller (11 tackles) | NA |

GAME-BY-GAME PASSING

| #6 JALON DANIELS | COMP | ATT | INT | PCT | YARDS | TD | LONG | SACK | YDS | EFFIC. |
|------------------|------|-----|-----|------|-------|----|------|------|-----|--------|
| Tennessee Tech | 15 | 18 | 1 | 83.3 | 189 | 1 | 56 | 0 | 0 | 178.8 |
| West Virginia | 18 | 29 | 0 | 62.1 | 219 | 3 | 40 | 0 | 0 | 159.6 |
| Houston | 14 | 23 | 0 | 60.9 | 158 | 3 | 60 | 0 | 0 | 161.6 |
| Duke | 19 | 23 | 0 | 82.6 | 324 | 4 | 73 | 1 | 4 | 258.3 |
| Iowa State | 7 | 14 | 0 | 50.0 | 93 | 0 | 30 | 1 | 6 | 105.8 |
| TCU | 5 | 10 | 0 | 50.0 | 89 | 0 | 48 | 1 | 5 | 124.8 |
| Texas | 17 | 26 | 1 | 35.4 | 230 | 2 | 55 | 0 | 0 | 157.4 |
| Kansas State | 20 | 32 | 0 | 65.5 | 168 | 0 | 33 | 1 | 2 | 106.6 |
| Arkansas | 37 | 55 | 2 | 67.2 | 544 | 5 | 45 | 3 | 16 | 173.1 |
| TOTALS | 152 | 230 | 4 | 66.1 | 2,014 | 18 | 73 | 7 | 33 | 162.0 |

| #9 JASON BEAN | COMP | ATT | INT | PCT | YARDS | TD | LONG | SACK | YDS | EFFIC. |
|----------------|------|-----|-----|-------|-------|----|------|------|-----|--------|
| Tennessee Tech | 1 | 1 | 0 | 100.0 | 16 | 0 | 16 | 0 | 0 | 234.4 |
| Iowa State | 1 | 1 | 0 | 100.0 | 8 | 0 | 8 | 0 | 0 | 167.2 |
| TCU | 16 | 24 | 1 | 66.7 | 262 | 4 | 52 | 0 | 0 | 205.0 |
| Oklahoma | 16 | 27 | 2 | 59.3 | 265 | 4 | 39 | 1 | 9 | 175.8 |
| Baylor | 16 | 27 | 0 | 59.3 | 232 | 1 | 47 | 1 | 3 | 143.7 |
| Oklahoma State | 18 | 23 | 0 | 78.3 | 203 | 2 | 53 | 0 | 0 | 181.1 |
| Texas Tech | 17 | 28 | 1 | 60.7 | 270 | 3 | 66 | 2 | 12 | 169.9 |
| Texas | 1 | 3 | 0 | 33.3 | 12 | 0 | 12 | 0 | 0 | 66.9 |
| Kansas State | 1 | 1 | 0 | 100.0 | 12 | 0 | 12 | 0 | 0 | 200.8 |
| Arkansas | 0 | 1 | 0 | 0.0 | 0 | 0 | 0 | 0 | 0 | 0.0 |
| TOTALS | 87 | 136 | 4 | 64.0 | 1,280 | 14 | 66 | 4 | 24 | 171.1 |

GAME-BY-GAME RUSHING

| | NO/YDS/TD | TTU | WVU | UH | DUKE | ISU | TCU | OU | BU | OSU | TTU | UT | KSU | ARK |
|--------------------|-------------|---------|---------|----------|---------|---------|---------|---------|---------|----------|----------|---------|---------|---------|
| Devin Neal | 180/1,090/9 | 4/108/1 | 10/42/2 | 14/54/0 | 9/54/0 | 12/75/0 | 15/88/0 | 12/84/1 | 10/32/1 | 32/224/1 | 24/190/0 | 13/51/0 | 16/59/2 | 9/29/0 |
| Jalon Daniels | 77/425/7 | 3/29/1 | 12/85/0 | 12/123/2 | 11/83/1 | 8/9/1 | 7/6/0 | DNP | DNP | DNP | DNP | 2/12/0 | 8/51/1 | 14/21/1 |
| Ky Thomas | 53/162/2 | 7/15/0 | 2/4/0 | 2/6/0 | DNP | DNP | 6/19/0 | 9/18/1 | DNP | 10/34/0 | 1/40/0 | 6/15/0 | DNP | 10-11/1 |
| Daniel Hishaw Jr. | 44/262/5 | 5/56/1 | 10/63/2 | 11/51/1 | 10/64/0 | 8/28/1 | DNP | DNP | DNP | DNP | DNP | DNP | DNP | DNP |
| Jason Bean | 34/212/3 | 2/16/1 | DNP | -- | 1/1/0 | 2/2/0 | 7/34/0 | 10/41/0 | 8/25/1 | 4/93/1 | 4/10/1 | -- | -- | -- |
| Sevion Morrison | 23/165/1 | 8/70/1 | 1/7/0 | 1/30/0 | 2/3/0 | -- | 1/40/0 | 3/1/0 | 2/3/0 | DNP | -- | 5/11/0 | -- | -- |
| Torry Locklin | 6/15/0 | 1/3/0 | -- | -- | 2/2/0 | -- | -- | -- | -- | -- | -- | 3/10/0 | 6/17/1 | -- |
| Quentin Skinner | 2/21/0 | -- | -- | 1/18/0 | -- | -- | 1/3/0 | -- | -- | -- | -- | -- | -- | -- |
| Ethan Vasko | 2/6/0 | DNP | DNP | DNP | DNP | DNP | DNP | DNP | DNP | DNP | 2/6/0 | DNP | DNP | DNP |
| DeAndre Thomas Jr. | 1/5/0 | DNP | DNP | DNP | DNP | DNP | DNP | DNP | DNP | DNP | DNP | 1/5/0 | DNP | DNP |
| Steven McBride | 1/4/0 | -- | -- | -- | 1/4/0 | -- | -- | DNP | DNP | DNP | DNP | DNP | DNP | DNP |
| Tanaka Scott | 1/1/0 | DNP | -- | -- | -- | -- | -- | 1/1/0 | -- | -- | -- | -- | -- | -- |
| Kevin Terry | 1/-4/0 | -- | -- | -- | -- | -- | -- | -- | -- | -- | 1/-4/0 | -- | -- | -- |

GAME-BY-GAME RECEIVING

| | NO/YDS/TD | TTU | WVU | UH | DUKE | ISU | TCU | OU | BU | OSU | TTU | UT | KSU | ARK |
|-------------------|-----------|--------|--------|--------|--------|--------|--------|---------|--------|---------|---------|--------|--------|----------|
| Luke Grimm | 52/623/6 | 2/27/0 | 6/66/0 | 2/6/1 | 5/63/1 | 4/46/0 | 6/73/1 | 1/19/0 | DNP | 7/65/0 | 3/21/1 | 3/22/1 | 3/48/0 | 10/167/1 |
| Lawrence Arnold | 44/716/4 | 4/56/0 | 3/30/0 | 3/24/0 | 4/84/1 | -- | 3/41/0 | 5/113/2 | 3/53/0 | 2/18/1 | 4/110/0 | 1/42/0 | 4/26/0 | 8/119/0 |
| Mason Fairchild | 35/443/6 | 2/6/1 | 1/10/1 | 1/4/0 | -- | -- | 3/80/1 | 6/106/2 | 2/19/0 | -- | 5/49/0 | 5/48/0 | 4/41/0 | 6/80/1 |
| Quentin Skinner | 26/440/5 | 1/56/0 | 3/50/1 | 1/-1/0 | 2/19/0 | 1/10/0 | 4/98/2 | 1/7/0 | 4/66/1 | 1/4/0 | 3/29/1 | 4/98/0 | -- | 1/4/0 |
| Devin Neal | 21/183/1 | 1/10/0 | 1/17/1 | -- | 1/4/0 | -- | 1/1/0 | 1/3/0 | 1/-2/0 | 6/110/0 | 4/8/0 | 1/-1/0 | 2/10/0 | 2/23/0 |
| Jared Casey | 18/224/4 | -- | 2/23/0 | 1/8/1 | 2/24/0 | 1/30/0 | -- | 1/9/0 | 1/20/0 | 2/6/1 | 1/66/1 | 1/9/0 | 4/23/0 | 2/6/1 |
| Torry Locklin | 8/155/2 | -- | -- | 1/60/1 | -- | -- | -- | 1/8/0 | -- | -- | -- | 1/14/1 | 2/23/0 | 3/50/0 |
| Tanaka Scott Jr. | 8/109/0 | DNP | 1/11/0 | 1/8/0 | 1/13/0 | 1/4/0 | 1/52/0 | -- | 1/3/0 | -- | -- | 1/-2/0 | -- | 1/20/0 |
| Kevin Terry | 8/93/0 | 2/21/0 | 1/12/0 | -- | -- | -- | -- | -- | 1/9/0 | -- | -- | 1/12/0 | 2/9/0 | 1/30/0 |
| Trevor Kardell | 5/65/1 | -- | -- | 1/17/0 | 3/44/1 | -- | 1/4/0 | -- | -- | -- | -- | -- | -- | -- |
| Ky Thomas | 5/39/1 | 1/1/0 | -- | 1/2/0 | DNP | DNP | 1/1/0 | -- | DNP | -- | -- | -- | DNP | 2/35/1 |
| Daniel Hishaw Jr. | 3/95/1 | 1/5/0 | -- | 1/17/0 | 1/73/1 | -- | DNP | DNP | DNP | DNP | DNP | DNP | DNP | DNP |
| Sevion Morrison | 3/26/0 | -- | -- | 1/13/0 | -- | -- | 1/1/0 | -- | 1/12/0 | DNP | -- | -- | -- | -- |
| Trevor Wilson | 2/52/0 | DNP | DNP | DNP | DNP | DNP | DNP | -- | 2/52/0 | DNP | DNP | -- | -- | DNP |
| Steven McBride | 2/23/0 | 2/23/0 | -- | -- | -- | -- | -- | DNP | DNP | DNP | DNP | DNP | DNP | DNP |
| Douglas Emilien | 2/21/0 | -- | -- | -- | -- | 1/11/0 | -- | -- | -- | -- | -- | -- | -- | 1/20/1 |

GAME-BY-GAME TACKLES

| | UA-A | TOT | TTU | WVU | UH | DUKE | ISU | TCU | OU | BU | OSU | TTU | UT | KSU | ARK |
|---------------------|-------|-----|-----|-----|-----|------|-----|-----|-----|-----|-----|-----|-----|-----|-----|
| Kenny Logan Jr. | 72-34 | 106 | 4-0 | 3-7 | 3-2 | 3-1 | 4-0 | 8-4 | 7-7 | 5-3 | 6-2 | 8-3 | 9-1 | 5-1 | 7-3 |
| Rich Miller | 56-38 | 94 | 2-4 | 7-5 | 7-2 | 4-0 | 2-5 | 5-4 | 4-5 | 6-1 | 5-1 | 4-2 | 3-1 | 4-0 | 3-8 |
| Craig Young | 42-18 | 60 | 1-1 | 2-5 | 7-0 | 4-1 | 5-0 | 4-1 | 2-1 | 2-2 | 4-1 | 3-1 | 1-2 | 7-1 | 0-2 |
| Lonnie Phelps | 45-12 | 57 | 6-1 | 1-1 | 4-1 | 5-1 | 3-0 | 2-3 | 1-0 | 6-2 | 3-0 | 4-1 | 3-0 | 4-1 | 3-1 |
| Ra'Mello Dotson | 41-13 | 54 | 1-0 | 4-0 | 3-0 | 8-1 | 5-2 | 1-2 | 3-4 | 3-1 | 3-0 | 3-2 | 1-1 | 2-0 | 4-0 |
| Marvin Grant | 34-18 | 52 | 2-0 | 2-1 | 1-0 | 3-1 | 2-2 | 1-1 | 3-3 | 7-4 | 1-1 | 1-0 | 5-1 | 4-1 | 2-3 |
| Lorenzo McCaskill | 32-18 | 50 | 2-1 | 1-0 | 3-1 | 1-0 | 0-1 | 0-1 | 7-5 | 1-4 | 4-1 | 1-2 | 6-1 | 3-0 | 3-1 |
| O.J. Burroughs | 38-11 | 49 | 1-0 | 3-0 | 1-0 | 5-0 | 3-0 | 2-3 | 3-4 | 3-0 | - | 3-0 | 6-0 | 4-0 | 4-4 |
| Taiwan Berryhill | 28-18 | 46 | 3-0 | 0-2 | 2-1 | - | 2-1 | 1-2 | 3-3 | 2-2 | 1-0 | 7-1 | 3-1 | 2-0 | 2-5 |
| Cobee Bryant | 32-6 | 38 | - | 3-1 | 3-0 | 4-0 | 5-1 | 1-0 | 3-1 | DNP | 4-2 | 4-0 | 1-0 | 1-0 | 3-1 |
| Jereme Robinson | 22-12 | 34 | 1-1 | 2-0 | 2-1 | 2-0 | 0-3 | 0-2 | 2-2 | 2-0 | 4-0 | 0-1 | 0-1 | 2-0 | 5-1 |
| Malcolm Lee | 19-12 | 31 | 1-1 | 2-0 | 1-1 | 0-2 | 3-1 | 2-0 | 2-2 | 1-1 | 1-0 | 2-1 | 2-0 | 1-0 | 1-3 |
| Caleb Sampson | 14-12 | 26 | 1-1 | 1-3 | 1-1 | 3-0 | - | - | - | 1-1 | - | 2-1 | 3-0 | 1-0 | 1-5 |
| Eriq Gilyard | 18-6 | 24 | 4-1 | 1-2 | 1-0 | 1-0 | 1-1 | 2-0 | 0-1 | 3-1 | 1-0 | 1-0 | 2-0 | 1-0 | DNP |
| Kalon Gervin | 17-4 | 21 | 1-1 | 3-1 | - | 3-0 | 3-0 | - | 3-2 | 1-0 | 1-0 | - | - | 1-0 | 1-0 |
| Hayden Hatcher | 9-12 | 21 | 1-2 | 1-1 | 2-2 | - | - | 0-1 | 1-0 | 1-1 | 0-2 | 1-0 | 2-0 | - | 0-3 |
| Eddie Wilson | 9-11 | 20 | - | 2-0 | 1-0 | 1-0 | 0-3 | 1-2 | 2-2 | 0-1 | - | - | 2-0 | - | 0-3 |
| Sam Burt | 11-7 | 18 | 1-0 | 2-0 | 0-2 | - | 1-1 | 2-1 | - | 1-2 | - | 2-1 | - | 2-0 | - |
| Tommy Dunn Jr. | 7-2 | 9 | 2-0 | - | - | - | 1-0 | - | 0-1 | - | 2-1 | 1-0 | 1-0 | - | - |
| Caleb Taylor | 2-7 | 9 | 0-1 | - | - | - | 1-1 | 0-1 | 1-3 | - | - | 0-1 | DNP | DNP | - |
| Zion DeBose | 6-2 | 8 | 1-0 | - | - | DNP | 1-0 | - | 1-0 | DNP | 1-1 | 1-0 | 1-0 | - | 0-1 |
| DJ Withers | 4-2 | 6 | 0-1 | - | - | 1-0 | - | - | - | - | - | 0-1 | 3-0 | - | - |
| Andrew Russell | 5-0 | 5 | - | - | 2-0 | 1-0 | - | - | - | DNP | - | - | - | 1-0 | 1-0 |
| Torry Locklin | 4-1 | 5 | 1-0 | 1-0 | - | - | - | - | - | 0-1 | - | - | 1-0 | - | 1-0 |
| Gavin Potter | 3-2 | 5 | - | 0-1 | 1-0 | 2-1 | DNP | DNP | DNP | DNP | DNP | DNP | DNP | DNP | DNP |
| Dylan Downing | 4-0 | 4 | - | DNP | - | - | - | 1-0 | - | - | - | 1-0 | - | 2-0 | - |
| Jarrett Paul | 3-1 | 4 | 2-1 | - | 1-0 | - | DNP | DNP | DNP | DNP | DNP | DNP | DNP | DNP | DNP |
| Donovan Gaines | 3-0 | 3 | - | - | - | - | - | 1-0 | 1-0 | - | - | DNP | 1-0 | - | - |
| Kwinton Lassiter | 3-0 | 3 | 1-0 | - | - | - | - | - | - | - | - | - | 1-0 | 1-0 | - |
| Shaad Dabney | 2-1 | 3 | 0-1 | - | - | - | - | 1-0 | - | - | - | - | 1-0 | - | DNP |
| Kelan Robinson | 2-0 | 2 | - | DNP | DNP | DNP | - | 2-0 | - | - | - | - | - | - | - |
| Quentin Skinner | 2-0 | 2 | - | - | - | - | - | 1-0 | - | - | - | - | - | - | 1-0 |
| Earl Bostick Jr. | 2-0 | 2 | - | - | - | - | - | - | - | - | - | 1-0 | 1-0 | - | - |
| Jared Casey | 2-0 | 2 | 1-0 | - | - | - | - | - | - | - | - | - | 1-0 | - | - |
| Edwin White-Schultz | 1-1 | 2 | 1-1 | - | - | DNP | DNP | DNP | DNP | DNP | DNP | DNP | DNP | DNP | DNP |
| Davion Westmoreland | 1-1 | 2 | DNP | DNP | DNP | DNP | DNP | DNP | DNP | 1-0 | DNP | DNP | 0-1 | - | DNP |
| Tabor Allen | 1-0 | 1 | - | - | - | - | - | 1-0 | - | - | - | - | - | - | - |
| D'Marion Alexander | 1-0 | 1 | 1-0 | DNP | DNP | DNP | DNP | DNP | DNP | DNP | DNP | DNP | DNP | DNP | DNP |
| Jelani Arnold | 1-0 | 1 | - | - | - | DNP | 1-0 | - | DNP | DNP | - | - | - | - | - |
| Tristian Fletcher | 1-0 | 1 | DNP | DNP | DNP | DNP | DNP | DNP | DNP | DNP | DNP | 1-0 | - | - | - |
| Cole Petrus | 1-0 | 1 | 1-0 | - | - | - | - | - | - | - | - | - | - | - | - |
| Devin Neal | 1-0 | 1 | - | - | - | - | - | - | - | 1-0 | - | - | - | - | - |
| Landon Nelson | 1-0 | 1 | DNP | DNP | DNP | DNP | DNP | DNP | DNP | DNP | DNP | DNP | 1-0 | DNP | DNP |
| Dean Miller | 0-1 | 1 | DNP | DNP | DNP | DNP | DNP | DNP | DNP | DNP | - | DNP | DNP | - | 0-1 |
| Mason Fairchild | 0-1 | 1 | - | - | - | - | - | - | - | 0-1 | - | - | - | - | - |
| Monte McGary | 0-1 | 1 | 0-1 | DNP | - | - | - | - | DNP | - | - | DNP | - | DNP | DNP |
| Brian Dilworth | 0-1 | 1 | DNP | DNP | DNP | DNP | DNP | DNP | DNP | DNP | DNP | DNP | DNP | - | 0-1 |

GAME-BY-GAME TACKLES-FOR-LOSS

| | UA-A | TOT | TTU | WVU | UH | DUKE | ISU | TCU | OU | BU | OSU | TTU | UT | KSU | ARK |
|-------------------|------|------|--------|-----|-------|-------|--------|--------|-------|--------|-------|-------|-------|-------|-------|
| Lonnie Phelps | 11-1 | 11.5 | 4.0-21 | - | 1.0-1 | 1.0-6 | 1.0-3 | 1.5-10 | - | - | - | 1.0-4 | - | 1.0-3 | 1.0-4 |
| Jereme Robinson | 7-3 | 8.5 | 1.5-2 | - | 1.0-2 | - | 1.0-5 | - | - | 1.0-15 | 2.0-5 | - | - | - | 2.0-7 |
| Taiwan Berryhill | 6-0 | 6.0 | 1.0-2 | - | 1.0-3 | - | 1.0-10 | - | - | 1.0-3 | - | 1.0-3 | - | 1.0-1 | - |
| Craig Young | 5-1 | 5.5 | - | - | 1.0-2 | - | 1.0-8 | 1.0-3 | 1.0-6 | - | 0.5-2 | - | - | 1.0-5 | - |
| Caleb Sampson | 3-2 | 4.0 | 1.5-3 | - | 1.0-8 | - | - | - | - | 1.0-7 | - | - | - | - | 0.5-1 |
| Malcolm Lee | 3-1 | 3.5 | - | - | - | 0.5-3 | 1.0-5 | - | - | - | - | 1.0-5 | - | 1.0-1 | - |
| Rich Miller | 2-2 | 3.0 | - | - | 1.0-7 | - | 0.5-1 | 0.5-1 | - | - | 1.0-4 | - | - | - | - |
| Eriq Gilyard | 2-0 | 2.0 | 1.0-1 | - | - | - | - | - | - | - | - | - | - | 1.0-1 | DNP |
| Hayden Hatcher | 1-2 | 2.0 | 1.5-5 | - | - | - | - | - | - | - | 0.5-0 | - | - | - | - |
| Marvin Grant | 1-2 | 2.0 | - | - | - | - | - | - | - | - | - | - | 1.0-2 | 0.5-0 | 0.5-0 |
| Sam Burt | 1-1 | 1.5 | - | - | - | - | 1.5-12 | - | - | - | - | - | - | - | - |
| Tommy Dunn Jr. | 1-1 | 1.5 | 1.0-1 | - | - | - | - | - | - | - | 0.5-2 | - | - | - | - |
| Eddie Wilson | 1-1 | 1.5 | - | - | - | 1.0-1 | - | 0.5-1 | - | - | - | - | - | - | - |
| Kenny Logan Jr. | 0-3 | 1.5 | - | - | - | - | - | - | 1.0-2 | - | - | - | - | 0.5-1 | - |
| Zion DeBose | 1-0 | 1.0 | - | - | - | DNP | 1.0-4 | - | - | DNP | - | - | - | - | - |
| DJ Withers | 1-0 | 1.0 | - | - | - | - | - | - | - | - | - | - | 1.0-1 | - | - |
| Kalon Gervin | 1-0 | 1.0 | - | - | - | - | - | - | - | - | 1.0-1 | - | - | - | - |
| Ra'Mello Dotson | 1-0 | 1.0 | - | - | - | 1.0-2 | - | - | - | - | - | - | - | - | - |
| Caleb Taylor | 0-2 | 1.0 | 0.5-1 | - | - | - | - | - | 0.5-0 | - | - | - | DNP | DNP | - |
| Cobee Bryant | 0-1 | 0.5 | - | - | - | - | - | - | - | DNP | 0.5-1 | - | - | - | - |
| Lorenzo McCaskill | 0-1 | 0.5 | - | - | - | - | - | - | 0.5-1 | - | - | - | - | - | - |
| O.J. Burroughs | 0-1 | 0.5 | - | - | - | - | - | 0.5-1 | - | - | - | - | - | - | - |
| Gavin Potter | 0-1 | 0.5 | - | - | - | 0.5-3 | DNP | DNP | DNP | DNP | DNP | DNP | DNP | DNP | DNP |

GAME-BY-GAME SACKS

| | UA-A | TOT | TTU | WVU | UH | DUKE | ISU | TCU | OU | BU | OSU | TTU | UT | KSU |
|-------------------|------|-----|-------|-----|-------|------|--------|-----|-----|------|-------|-----|-----|-----|
| Lonnie Phelps Jr. | 7-0 | 7.0 | 3-19 | -- | -- | 1-6 | 1-3 | 1-9 | -- | -- | -- | -- | -- | 1-3 |
| Craig Young | 4-1 | 4.5 | -- | -- | 1-2 | -- | 1-8 | -- | 1-6 | -- | 0.5-2 | -- | -- | 1-5 |
| Jereme Robinson | 2-2 | 3 | 0.5-1 | -- | 1-2 | -- | 0.5-5 | -- | -- | 1-15 | -- | -- | -- | -- |
| Caleb Sampson | 2-1 | 2.5 | 0.5-2 | -- | 1-8 | -- | -- | -- | -- | 1-7 | -- | -- | -- | -- |
| Taiwan Beryhill | 2-0 | 2.0 | -- | -- | 1.0-3 | -- | 1-10 | -- | -- | -- | -- | -- | -- | -- |
| Sam Burt | 1-1 | 1.5 | -- | -- | -- | -- | 1.5-12 | -- | -- | -- | -- | -- | -- | -- |
| Rich Miller | 1-0 | 1.0 | -- | -- | -- | -- | -- | -- | -- | -- | 1-4 | -- | -- | -- |
| Malcolm Lee | 1-0 | 1.0 | -- | -- | -- | -- | -- | -- | -- | -- | -- | 1-5 | -- | -- |
| Hayden Hatcher | 0-1 | 0.5 | 0.5-2 | -- | -- | -- | -- | -- | -- | -- | -- | -- | -- | -- |
| Caleb Taylor | 0-1 | 0.5 | 0.5-1 | -- | -- | -- | -- | -- | -- | -- | -- | -- | DNP | DNP |
| Tommy Dunn Jr. | 0-1 | 0.5 | -- | -- | -- | -- | -- | -- | -- | -- | 0.5-2 | -- | -- | -- |

DRIVE SUPERLATIVES

| | KANSAS | OPPONENT |
|-------------------|--|-----------------------------------|
| Most Plays/Result | 16, two times (MR at Kansas State, TD) | 16, at Oklahoma (FG) |
| Most Yards/Result | 97, at Houston (TD) | 99, (Two times, MR at Baylor, TD) |
| Most Time/Result | 8:20, at Kansas State (TD) | 7:37, vs. Iowa State (missed FG) |

SCORING DRIVE ANALYSIS

| | KANSAS | | OPPONENTS | |
|---------------|--------|----|-----------|----|
| YARDAGE | TD | FG | TD | FG |
| No Drive | -- | -- | -- | -- |
| Negative Yds. | -- | -- | -- | -- |
| 0-9 | 2 | -- | 2 | -- |
| 10-19 | 1 | -- | 1 | -- |
| 20-29 | 8 | -- | 5 | 3 |
| 30-39 | -- | 1 | 1 | 1 |
| 40-49 | 4 | 1 | 4 | -- |
| 50-59 | 2 | 1 | 3 | 5 |
| 60-69 | 7 | 2 | 11 | 7 |
| 70-79 | 29 | 3 | 18 | 4 |
| 80-89 | 5 | -- | 6 | -- |
| 90-99 | 3 | -- | 4 | -- |

GAME OPENING DRIVES

| | KANSAS | | | OPPONENTS | | |
|----------------|--------|------|------|-----------|------|------|
| OPPONENTS | PTS. | 1STD | YDS. | PTS. | 1STD | YDS. |
| Tennessee Tech | 7 | 2 | 40 | 0 | 0 | -1 |
| West Virginia | 0 | 0 | 4 | 7 | 2 | 75 |
| Houston | 0 | 0 | 4 | 7 | 3 | 82 |
| Duke | 0 | 3 | 74 | 0 | 0 | 8 |
| Iowa State | 0 | 1 | 32 | 0 | 1 | 18 |
| TCU | 0 | 1 | 19 | 3 | 4 | 57 |
| Oklahoma | 7 | 3 | 75 | 7 | 4 | 79 |
| Baylor | 0 | 0 | 2 | 7 | 3 | 41 |
| Oklahoma State | 7 | 3 | 73 | 0 | 2 | 40 |
| Texas Tech | 7 | 1 | 75 | 7 | 4 | 75 |
| Texas | 0 | 0 | 3 | 0 | 1 | 20 |
| Kansas State | 7 | 5 | 75 | 0 | 0 | 9 |
| Arkansas | 7 | 3 | 75 | 3 | 3 | 56 |

SECOND HALF OPENING DRIVES

| | KANSAS | | | OPPONENTS | | |
|----------------|--------|------|------|-----------|------|------|
| OPPONENTS | PTS. | 1STD | YDS. | PTS. | 1STD | YDS. |
| Tennessee Tech | 0 | 2 | 53 | 0 | 0 | 3 |
| West Virginia | 7 | 3 | 75 | 0 | 1 | 20 |
| Houston | 7 | 4 | 75 | 7 | 4 | 69 |
| Duke | 0 | 1 | 18 | 0 | 2 | 43 |
| Iowa State | 0 | 2 | 34 | 3 | 3 | 62 |
| TCU | 7 | 2 | 75 | 0 | 0 | 4 |
| Oklahoma | 0 | 1 | 13 | 7 | 3 | 47 |
| Baylor | 0 | 0 | 9 | 0 | 3 | 33 |
| Oklahoma State | 7 | 4 | 75 | 3 | 3 | 34 |
| Texas Tech | 0 | 4 | 56 | 0 | 1 | 6 |
| Texas | 0 | 0 | 8 | 7 | 2 | 61 |
| Kansas State | 0 | 0 | 3 | 0 | 0 | 5 |
| Arkansas | 0 | 1 | 27 | 7 | 5 | 80 |

DRIVE CHART

| DRIVE START | 1-9 | 10-19 | 20-29 | 30-39 | 40-49 | 50+ |
|----------------|----------|----------|----------|----------|----------|----------|
| RESULT | NO/TD/FG | NO/TD/FG | NO/TD/FG | NO/TD/FG | NO/TD/FG | NO/TD/FG |
| Tennessee Tech | 0/0/0 | 0/0/0 | 6/3/0 | 3/2/0 | 0/0/0 | 3/3/0 |
| West Virginia | 0/0/0 | 2/0/0 | 5/4/0 | 2/1/0 | 0/0/0 | 2/2/0 |
| Houston | 1/1/0 | 1/1/0 | 5/2/1 | 2/0/0 | 0/0/0 | 3/2/1 |
| Duke | 1/0/0 | 0/0/0 | 6/3/0 | 2/1/0 | 1/1/0 | 1/0/0 |
| Iowa State | 0/0/0 | 0/0/0 | 7/1/0 | 0/0/0 | 2/0/0 | 2/1/0 |
| TCU | 1/0/0 | 1/0/0 | 6/2/1 | 4/1/0 | 1/0/0 | 1/1/0 |
| Oklahoma | 0/0/0 | 0/0/0 | 9/3/0 | 1/1/0 | 1/0/0 | 2/2/0 |
| Baylor | 4/2/0 | 0/0/0 | 5/0/1 | 0/0/0 | 0/0/0 | 2/1/0 |
| Oklahoma State | 0/0/0 | 1/0/0 | 7/3/3 | 0/0/0 | 1/0/0 | 1/0/0 |
| Texas Tech | 0/0/0 | 1/0/0 | 9/3/0 | 0/0/0 | 2/1/0 | 0/0/0 |
| Texas | 1/0/0 | 0/0/0 | 6/2/0 | 3/0/0 | 0/0/0 | 0/0/0 |
| Kansas State | 2/0/0 | 0/0/0 | 6/4/0 | 1/0/0 | 1/0/0 | 0/0/0 |
| Arkansas | 5/0/0 | 0/0/0 | 3/2/0 | 0/0/0 | 4/1/1 | 5/4/0 |

THREE-AND-OUTS

| | KANSAS | OPPONENT |
|----------------|----------------------|----------------------|
| | THREE-AND-OUT/DRIVES | THREE-AND-OUT/DRIVES |
| Tennessee Tech | 0/11 | 6/14 |
| West Virginia | 2/11 | 0/10 |
| Hosuton | 2/12 | 0/11 |
| Duke | 1/11 | 1/10 |
| Iowa State | 3/11 | 1/10 |
| TCU | 2/14 | 3/14 |
| Oklahoma | 4/13 | 0/14 |
| Baylor | 3/11 | 0/11 |
| Oklahoma State | 1/10 | 1/11 |
| Texas Tech | 1/12 | 1/13 |
| Texas | 3/11 | 0/11 |
| Kansas State | 5/11 | 3/14 |
| Arkansas | 4/17 | 4/17 |

KANSAS SCORING DRIVES

| OPPONENT | PLAYS | YDS. | TIME | DRIVE | SCORING PLAY |
|--------------|-------|------|------|-------|------------------------------|
| Tenn. Tech | 4 | 40 | 1:53 | TD | Neal 19 yd TD rush |
| Tenn. Tech | 2 | 65 | :49 | TD | Hishaw 9 yd TD rush |
| Tenn. Tech | -- | -- | -- | TD | Bryant FG Return |
| Tenn. Tech | 6 | 22 | 3:24 | TD | Daniels 11 yd TD rush |
| Tenn. Tech | 7 | 63 | 1:29 | TD | Fairchild 2 yd TD reception |
| Tenn. Tech | 1 | 80 | 0:13 | TD | Neal 80 yd TD rush |
| Tenn. Tech | 4 | 76 | 2:01 | TD | Morrison 11 yd TD rush |
| Tenn. Tech | 4 | 25 | 2:42 | TD | Bean 7 yd TD rush |
| West Va. | 9 | 79 | 5:01 | TD | Fairchild 10 yd TD reception |
| West Va. | 11 | 75 | 4:49 | TD | Neal 6 yd TD rush |
| West Va. | 10 | 75 | 2:42 | TD | Neal 17 yd TD reception |
| West Va. | 8 | 75 | 3:28 | TD | Hishaw 3 yd TD rush |
| West Va. | 6 | 24 | 3:00 | TD | Neal 2 yd TD rush |
| West Va. | 4 | 65 | 1:56 | TD | Hishaw 30 yd TD rush |
| West Va. | 5 | 25 | -- | TD | Skinner 4 yd TD reception |
| Houston | 9 | 75 | 4:35 | TD | Daniels 12 yd TD rush |
| Houston | 1 | 8 | 0:05 | TD | Hishaw Jr. 8 yd TD rush |
| Houston | 10 | 84 | 5:06 | TD | Grimm 5 yd TD reception |
| Houston | 7 | 97 | 3:51 | TD | Locklin 60 yd TD reception |
| Houston | 10 | 75 | 6:06 | TD | Daniels 9 yd TD rush |
| Houston | 5 | 23 | 1:35 | TD | Casey 8 yd TD reception |
| Houston | 9 | 70 | 4:33 | FG | Borcila 22 yd FG |
| Houston | 5 | 31 | 1:50 | FG | Borcila 33 yd FG |
| Duke | 7 | 57 | 3:16 | TD | Kardell 6 yd TD reception |
| Duke | 2 | 76 | 1:00 | TD | Hishaw 73 yd TD reception |
| Duke | 11 | 75 | 5:13 | TD | Grimm 19 yd TD reception |
| Duke | 4 | 62 | 1:02 | TD | Arnold 36 yd TD reception |
| Duke | 8 | 75 | 4:12 | TD | Daniels 3 yd TD rush |
| Iowa State | 7 | 79 | 3:59 | TD | Hishaw 4 yd TD rush |
| Iowa State | 4 | 19 | 2:31 | TD | Daniels 2 yd TD rush |
| TCU | 8 | 53 | 2:50 | FG | Borcila 40 yd FG |
| TCU | 4 | 75 | 2:01 | TD | Fairchild 12 yd TD reception |
| TCU | 5 | 40 | 2:06 | TD | Grimm 8 yd TD reception |
| TCU | 4 | 72 | 2:05 | TD | Skinner 38 yd TD reception |
| TCU | 4 | 61 | 2:19 | TD | Skinner 29 yd TD reception |
| Oklahoma | 6 | 75 | 2:39 | TD | Arnold 39 yd TD reception |
| Oklahoma | 9 | 65 | 4:28 | TD | Neal 11 yd TD rush |
| Oklahoma | 4 | 75 | 1:04 | TD | Fairchild 18 yd TD reception |
| Oklahoma | 3 | 47 | 0:53 | TD | Arnold 28 yd TD reception |
| Oklahoma | 7 | 28 | 3:36 | TD | Thomas 1 yd TD rush |
| Oklahoma | 7 | 75 | 1:47 | TD | Fairchild 9 yd TD reception |
| Baylor | 12 | 62 | 7:02 | FG | Borcila 30 yd FG |
| Baylor | 3 | 9 | 1:07 | TD | Neal 2 yd TD rush |
| Baylor | 11 | 95 | 4:07 | TD | Skinner 24 yd TD reception |
| Baylor | 8 | 93 | 2:56 | TD | Bean 4 yd TD rush |
| Oklahoma St. | 4 | 73 | 1:32 | TD | Neal 31 yd TD rush |
| Oklahoma St. | 16 | 76 | 6:09 | FG | Borcila 21 yd FG |
| Oklahoma St. | 2 | 75 | 0:49 | TD | Bean 73 yd TD rush |
| Oklahoma St. | 7 | 87 | 3:04 | TD | Arnold 8 yd TD reception |
| Oklahoma St. | 15 | 75 | 7:52 | TD | Casey 2 yd TD reception |
| Oklahoma St. | 10 | 72 | 5:35 | FG | Borcila 20 yd FG |
| Oklahoma St. | 7 | 64 | 4:16 | FG | Borcila 31 yd FG |
| Texas Tech | 4 | 75 | 2:11 | TD | Casey 66 yd TD reception |
| Texas Tech | 7 | 77 | 3:52 | TD | Bean 16 yd TD rush |
| Texas Tech | 4 | 73 | 1:47 | TD | Grimm 3 yd TD reception |
| Texas Tech | 6 | 60 | 1:38 | TD | Skinner 20 yd TD reception |
| Texas | 7 | 80 | 3:16 | TD | Locklin 14 yd TD reception |
| Texas | 4 | 74 | 0:59 | TD | Grimm 12 yd TD reception |
| Kansas State | 9 | 75 | 5:16 | TD | Locklin 12 yd TD rush |
| Kansas State | 11 | 75 | 4:41 | TD | Neal 11 yd TD rush |
| Kansas State | 7 | 75 | 4:12 | TD | Neal 3 yd TD rush |
| Kansas State | 16 | 75 | 8:20 | TD | Daniels 1 yd TD rush |
| Arkansas | 6 | 75 | 2:32 | TD | Thomas 29 yd TD reception |
| Arkansas | 10 | 75 | 3:44 | TD | Fairchild 24 yd TD reception |
| Arkansas | 5 | 86 | 2:47 | TD | Thomas 2 yd TD rush |
| Arkansas | 8 | 44 | 2:47 | FG | PiePergerdes 36 yd FG |
| Arkansas | 7 | 48 | 1:38 | TD | Emilien 10 yd TD reception |
| Arkansas | 4 | 50 | 0:24 | TD | Grimm 21 yd TD Reception |
| Arkansas | 5 | 25 | -- | TD | Casey 2 yd TD reception |
| Arkansas | 4 | 25 | -- | TD | Daniels 2 yd TD rush |

OPPONENT SCORING DRIVES

| OPPONENT | PLAYS | YDS. | TIME | DRIVE | SCORING PLAY |
|--------------|-------|------|------|-------|---------------------------------|
| Tenn. Tech | 7 | 23 | 3:14 | FG | Parker 28 yd FG |
| Tenn. Tech | 9 | 75 | 4:46 | TD | Price 4 yd TD reception |
| West Va. | 4 | 75 | 1:41 | TD | James 59 yd TD reception |
| West Va. | 12 | 50 | 5:45 | TD | Donaldson 1 yd TD rush |
| West Va. | 4 | 75 | 1:42 | TD | Ford-Wheaton 67 yd TD reception |
| West Va. | 11 | 75 | 5:15 | TD | Ford-Wheaton 5 yd TD reception |
| West Va. | 13 | 65 | 6:02 | FG | Legg 27 yd FG |
| West Va. | 14 | 64 | 6:55 | FG | Legg 28 yd FG |
| West Va. | 12 | 85 | 1:42 | TD | Donaldson 1 yd TD rush |
| Houston | 9 | 82 | 4:07 | TD | Henry 34 yd TD reception |
| Houston | 3 | 48 | 1:08 | TD | Campbell 40 yd TD rush |
| Houston | 10 | 69 | 4:23 | TD | Henry 1 yd TD rush |
| Houston | 5 | 75 | 2:39 | TD | Tune 14 yd TD rush |
| Houston | 13 | 72 | 5:25 | FG | Baxa 20 yd FG |
| Duke | 4 | 66 | 1:39 | TD | Colemand 5 yd TD rush |
| Duke | 12 | 70 | 6:18 | FG | Ham 22 yd FG |
| Duke | 9 | 55 | 1:01 | FG | Ham 37 yd FG |
| Duke | 10 | 92 | 4:40 | TD | Waters 3 yd TD rush |
| Duke | 7 | 70 | 1:57 | TD | Calhous 27 yd TD reception |
| Iowa State | 6 | 75 | 2:34 | TD | Dean 9 yd TD reception |
| Iowa State | 12 | 62 | 5:25 | FG | Gilbert 35 yd FG |
| TCU | 10 | 57 | 4:10 | FG | Kell 39 yd FG |
| TCU | 6 | 99 | 2:36 | TD | Miller 1 yd TD rush |
| TCU | 4 | 61 | 1:03 | TD | Davis 51 yd TD reception |
| TCU | 5 | 26 | 1:00 | TD | Duggan 3 yd TD rush |
| TCU | 5 | 50 | 1:27 | TD | Barber 25 yd TD reception |
| TCU | 6 | 68 | 2:36 | TD | Johnston 24 yd TD reception |
| Oklahoma | 10 | 79 | 2:41 | TD | Barnes 1 yd TD rush |
| Oklahoma | 9 | 75 | 2:22 | TD | Gray 2 yd TD rush |
| Oklahoma | 5 | 80 | 0:57 | TD | Barnes 6 yd TD rush |
| Oklahoma | 7 | 65 | 2:12 | TD | Wease 24 yd TD reception |
| Oklahoma | 3 | 54 | 0:49 | TD | Gray 28 yd TD rush |
| Oklahoma | 9 | 47 | 2:33 | TD | Gabriel 1 yd TD rush |
| Oklahoma | 10 | 75 | 3:20 | TD | Willis 26 yd TD reception |
| Oklahoma | 16 | 55 | 5:15 | FG | Schmit 37 yd FG |
| Baylor | 7 | 41 | 2:52 | TD | Baldwin 17 yd RD reception |
| Baylor | 2 | 25 | 0:40 | TD | Reese 14 yd TD rush |
| Baylor | 16 | 73 | 6:55 | TD | Drones 4 yd TD rush |
| Baylor | 15 | 99 | 7:23 | TD | Nabors 10 yd TD rush |
| Baylor | 7 | 69 | 3:52 | TD | Reese 2 yd TD rush |
| Oklahoma St. | 15 | 75 | 5:10 | TD | Johnson 8 yd TD reception |
| Oklahoma St. | 11 | 54 | 3:41 | FG | Brown 35 yd FG |
| Oklahoma St. | 10 | 75 | 3:31 | TD | Nixon 35 yd TD reception |
| Texas Tech | 8 | 75 | 3:09 | TD | Smith 6 yd TD rush |
| Texas Tech | 12 | 60 | 3:47 | FG | Wolff 33 yd FG |
| Texas Tech | 6 | 76 | 2:26 | TD | Thompson 36 yd TD rush |
| Texas Tech | 12 | 61 | 3:51 | TD | Tharp 1 yd TD reception |
| Texas Tech | 3 | 35 | 0:13 | FG | Wolff 51 yd FG |
| Texas Tech | 9 | 79 | 3:40 | TD | Shough 9 yd TD rush |
| Texas Tech | 9 | 63 | 3:47 | FG | Wolff 30 yd FG |
| Texas Tech | 3 | 8 | 0:36 | FG | Brooks 5 yd TD rush |
| Texas | 9 | 68 | 3:58 | TD | Robinson 2 yd TD rush |
| Texas | 2 | 28 | 0:26 | TD | Robinson 7 yd TD rush |
| Texas | 12 | 46 | 4:40 | FG | Auburn 28 yd FG |
| Texas | 7 | 80 | 2:27 | TD | Robinson 15 yd TD reception |
| Texas | 9 | 60 | 2:08 | TD | Robinson 1 yd TD rush |
| Texas | 10 | 28 | 4:12 | FG | Auburn 40 yd FG |
| Texas | 12 | 65 | 5:11 | TD | Brooks 3 yd TD rush |
| Texas | 3 | 75 | 1:24 | TD | Brooks 75 yd TD rush |
| Kansas State | 1 | 5 | 0:05 | TD | Knowles 5 yd TD rush |
| Kansas State | 7 | 75 | 2:43 | TD | Wheeler 42 yd TD reception |
| Kansas State | -- | -- | -- | -- | Safety |
| Kansas State | 9 | 61 | 2:28 | TD | Knowles 4 yd TD rush |
| Kansas State | 5 | 92 | 2:42 | TD | Brooks 14 yd TD reception |
| Kansas State | 8 | 38 | 4:15 | TD | Vaughn 1 yd TD rush |
| Kansas State | 6 | 22 | 2:28 | FG | Zentner 27 yd FG |
| Kansas State | 8 | 85 | 4:44 | TD | Giddens 5 yd TD rush |
| Arkansas | 10 | 56 | 3:48 | FG | Little 37 yd FG |
| Arkansas | 2 | 68 | 0:30 | TD | Landers 59 yd TD reception |
| Arkansas | 1 | 17 | 0:05 | TD | Washington 17 yd TD reception |
| Arkansas | 11 | 73 | 4:11 | TD | Jefferson 3 yd TD rush |
| Arkansas | 8 | 78 | 3:13 | TD | Green 20 yd rush TD |
| Arkansas | 10 | 80 | 3:16 | TD | Dubinion 2 yd TD rush |
| Arkansas | 2 | 25 | -- | TD | Dubinion 6 yd TD rush |
| Arkansas | 2 | 25 | -- | TD | Jefferson 20 yd TD rush |
| Arkansas | - | - | - | 2PT | Dubion pass from Jefferson |

KANSAS IN THE RED ZONE

| Failed to Score Inside Red Zone | | | | | | | | | | | | | | | | |
|---------------------------------|----------|---------------|---------------|-------------|--------------|-----------|-----|----------|----------|----------|-----|------|-----|------|------|------|
| Red Zone | DATE | OPPONENT | SCORE | TIMES IN RZ | TIMES SCORED | TOTAL PTS | TDS | RUSH TDS | PASS TDS | FGS MADE | FGA | DOWN | INT | FUMB | HALF | GAME |
| | Sept. 2 | Tenn. Tech | W, 56-10 | 7 | 6 | 42 | 6 | 5 | 1 | 0 | 0 | 1 | 0 | 0 | 0 | 0 |
| | Sept. 10 | West Virginia | W, 55-42 | 6 | 6 | 42 | 6 | 3 | 3 | 0 | 0 | 0 | 0 | 0 | 0 | 0 |
| | Sept. 17 | Houston | W, 48-30 | 7 | 7 | 41 | 5 | 3 | 2 | 2 | 0 | 0 | 0 | 0 | 0 | 0 |
| | Sept. 24 | Duke | W, 35-27 | 4 | 3 | 21 | 3 | 1 | 2 | 0 | 0 | 1 | 0 | 0 | 0 | 0 |
| | Oct. 1 | Iowa State | W, 14-11 | 2 | 2 | 14 | 2 | 2 | 0 | 0 | 0 | 0 | 0 | 0 | 0 | 0 |
| | Oct. 8 | TCU | L, 31-38 | 5 | 3 | 17 | 2 | 0 | 2 | 1 | 2 | 0 | 0 | 1 | 0 | 0 |
| | Oct. 15 | Oklahoma | L, 42-52 | 4 | 4 | 28 | 4 | 2 | 2 | 0 | 0 | 0 | 0 | 0 | 0 | 0 |
| | Oct. 22 | Baylor | L, 23-35 | 3 | 3 | 17 | 2 | 2 | 0 | 1 | 1 | 0 | 0 | 0 | 0 | 0 |
| | Nov. 5 | Oklahoma St. | W, 37-16 | 5 | 5 | 23 | 2 | 0 | 2 | 3 | 3 | 0 | 0 | 0 | 0 | 0 |
| | Nov. 12 | Texas Tech | L, 28-43 | 6 | 3 | 21 | 3 | 1 | 2 | 0 | 2 | 1 | 0 | 0 | 0 | 0 |
| | Nov. 19 | Texas | L, 14-55 | 3 | 2 | 14 | 2 | 0 | 2 | 0 | 1 | 0 | 0 | 0 | 0 | 0 |
| | Nov. 26 | Kansas State | L, 27-47 | 4 | 4 | 27 | 4 | 4 | 0 | 0 | 0 | 0 | 0 | 0 | 0 | 0 |
| | Dec. 28 | Arkansas | L, 53-55 (OT) | 6 | 6 | 38 | 5 | 4 | 1 | 1 | 1 | 0 | 0 | 0 | 0 | 0 |
| | Totals | | | 62 | 54 | 345 | 46 | 27 | 19 | 8 | 12 | 3 | 0 | 1 | 0 | 0 |

54-of-62 (87.1%)
OPPONENTS IN THE RED ZONE

| Failed to Score Inside Red Zone | | | | | | | | | | | | | | | | |
|---------------------------------|----------|---------------|---------------|-------------|--------------|-----------|-----|----------|----------|----------|-----|------|-----|------|------|------|
| | DATE | OPPONENT | SCORE | TIMES IN RZ | TIMES SCORED | TOTAL PTS | TDS | RUSH TDS | PASS TDS | FGS MADE | FGA | DOWN | INT | FUMB | HALF | GAME |
| | Sept. 2 | Tenn. Tech | W, 56-10 | 4 | 2 | 10 | 1 | 0 | 1 | 1 | 2 | 0 | 0 | 0 | 0 | 1 |
| | Sept. 10 | West Virginia | W, 55-42 | 6 | 5 | 28 | 3 | 2 | 1 | 2 | 2 | 0 | 1 | 0 | 0 | 0 |
| | Sept. 17 | Houston | W, 48-30 | 3 | 3 | 1 | 2 | 2 | 0 | 1 | 1 | 0 | 0 | 0 | 0 | 0 |
| | Sept. 24 | Duke | W, 35-27 | 4 | 4 | 20 | 2 | 2 | 0 | 2 | 2 | 0 | 0 | 0 | 0 | 0 |
| | Oct. 1 | Iowa State | W, 14-11 | 4 | 2 | 11 | 1 | 0 | 1 | 1 | 3 | 0 | 0 | 0 | 0 | 0 |
| | Oct. 8 | TCU | L, 31-38 | 2 | 2 | 14 | 2 | 2 | 0 | 0 | 0 | 0 | 0 | 0 | 0 | 0 |
| | Oct. 15 | Oklahoma | L, 42-52 | 6 | 5 | 31 | 4 | 4 | 0 | 1 | 1 | 0 | 0 | 0 | 0 | 0 |
| | Oct. 22 | Baylor | L, 23-35 | 7 | 5 | 35 | 5 | 4 | 1 | 0 | 0 | 1 | 1 | 0 | 0 | 0 |
| | Nov. 5 | Oklahoma St. | W, 37-16 | 3 | 2 | 10 | 1 | 0 | 1 | 1 | 1 | 0 | 0 | 1 | 0 | 0 |
| | Nov. 12 | Texas Tech | L, 28-43 | 6 | 6 | 33 | 4 | 3 | 1 | 2 | 2 | 0 | 0 | 0 | 0 | 0 |
| | Nov. 19 | Texas | L, 14-55 | 6 | 6 | 38 | 5 | 4 | 1 | 1 | 1 | 0 | 0 | 0 | 0 | 0 |
| | Nov. 26 | Kansas State | L, 27-47 | 6 | 6 | 38 | 5 | 4 | 1 | 1 | 1 | 0 | 0 | 0 | 0 | 0 |
| | Dec. 28 | Arkansas | L, 53-55 (OT) | 8 | 7 | 45 | 6 | 5 | 1 | 1 | 1 | 0 | 1 | 1 | 0 | 0 |
| | Totals | | | 65 | 55 | 329 | 41 | 32 | 9 | 14 | 17 | 1 | 3 | 2 | 1 | 1 |

55-of-65 (84.6%)
KANSAS THIRD DOWN CONVERSIONS

| DATE | OPPONENT | SCORE | OVERALL | PCT. | 1ST QTR | PCT. | 2ND QTR | PCT. | 3RD QTR | PCT. | 4TH QTR | PCT. | OT | PCT. |
|-----------|------------------|---------------|---------|------|---------|-------|---------|-------|---------|-------|---------|-------|-----|-------|
| Sept. 2 | Tennessee Tech | W, 56-10 | 6-8 | 75.0 | 1-1 | 100.0 | 3-4 | 75.0 | 2-3 | 66.7 | 0-0 | 0.0 | 1-1 | 100.0 |
| Sept. 10 | at West Virginia | W, 55-42 | 11-15 | 73.3 | 0-2 | 0.0 | 5-5 | 100.0 | 4-5 | 80.0 | 1-2 | 50.0 | 0-1 | 0.0 |
| Sept. 17 | at Houston | W, 48-30 | 7-12 | 58.3 | 2-4 | 50.0 | 3-3 | 100.0 | 2-3 | 66.7 | 0-2 | 0.0 | 0-0 | 0.0 |
| Sept. 24 | Duke | W, 35-27 | 6-10 | 60.0 | 1-3 | 33.3 | 3-3 | 100.0 | 1-1 | 100.0 | 1-3 | 33.3 | 0-0 | 0.0 |
| Oct. 1 | Iowa St. | W, 14-11 | 3-10 | 30.0 | 1-2 | 50.0 | 2-4 | 50.0 | 0-2 | 0.0 | 0-2 | 0.0 | 0-0 | 0.0 |
| Oct. 8 | TCU | L, 31-38 | 5-14 | 35.7 | 0-2 | 0.0 | 1-3 | 33.3 | 2-4 | 50.0 | 2-5 | 40.0 | 0-0 | 0.0 |
| Oct. 15 | at Oklahoma | L, 42-52 | 5-11 | 45.5 | 2-3 | 66.7 | 1-3 | 33.3 | 0-3 | 0.0 | 2-2 | 100.0 | 0-0 | 0.0 |
| Oct. 22 | at Baylor | L, 23-35 | 6-11 | 54.5 | 1-3 | 33.3 | 0-2 | 0.0 | 4-4 | 100.0 | 1-2 | 50.0 | 0-0 | 0.0 |
| Nov. 5 | Oklahoma St. | W, 37-16 | 6-14 | 42.9 | 3-5 | 60.0 | 0-1 | 0.0 | 2-4 | 50.0 | 1-4 | 25.0 | 0-0 | 0.0 |
| Nov. 12 | at Texas Tech | L, 28-43 | 6-13 | 46.2 | 0-2 | 0.0 | 2-3 | 66.7 | 2-4 | 50.0 | 2-4 | 50.0 | 0-0 | 0.0 |
| Nov. 19 | Texas | L, 14-55 | 4-11 | 36.4 | 1-4 | 25.0 | 2-3 | 66.7 | 0-2 | 0.0 | 1-2 | 50.0 | 0-0 | 0.0 |
| Nov. 26 | at Kansas St. | L, 27-47 | 6-12 | 50.0 | 1-1 | 100.0 | 2-4 | 50.0 | 3-5 | 60.0 | 0-2 | 0.0 | 0-0 | 0.0 |
| Dec. 28 | vs Arkansas | L (OT), 53-55 | 9-17 | 52.9 | 0-1 | 0.0 | 3-4 | 75.0 | 2-4 | 50.0 | 3-6 | 50.0 | 0-0 | 0.0 |
| Kansas | | | 80-158 | 50.6 | 13-33 | 39.4 | 27-42 | 64.3 | 24-44 | 54.5 | 14-36 | 38.9 | 1-2 | 50.0 |
| Opponents | | | 92-194 | 47.4 | 25-45 | 55.6 | 19-48 | 39.6 | 21-43 | 48.8 | 27-57 | 47.4 | 0-1 | 0.0 |

KANSAS FOURTH DOWN CONVERSIONS

| DATE | OPPONENT | SCORE | OVERALL | PCT. | 1ST QTR | PCT. | 2ND QTR | PCT. | 3RD QTR | PCT. | 4TH QTR | PCT. | OT | PCT. |
|-----------|---------------|---------------|---------|-------|---------|-------|---------|------|---------|-------|---------|------|-----|------|
| Sept. 2 | Tenn. Tech | W, 56-10 | 0-1 | 0.0 | 0-0 | 0.0 | 0-1 | 0.0 | 0-0 | 0.0 | 0-0 | 0.0 | 0-0 | 0.0 |
| Sept. 10 | West Virginia | W, 55-42 | 1-1 | 0.0 | 0-0 | 0.0 | 0-0 | 0.0 | 0-0 | 0.0 | 0-0 | 0.0 | 0-0 | 0.0 |
| Sept. 17 | Houston | W, 48-10 | 1-1 | 100.0 | 0-0 | 0.0 | 0-0 | 0.0 | 1-1 | 100.0 | 0-0 | 0.0 | 0-0 | 0.0 |
| Sept. 24 | Duke | W, 35-27 | 1-2 | 50.0 | 1-2 | 50.0 | 0-0 | 0.0 | 0-0 | 0.0 | 0-0 | 0.0 | 0-0 | 0.0 |
| Oct. 1 | Iowa State | W, 14-11 | 0-0 | 0.0 | 0-0 | 0.0 | 0-0 | 0.0 | 0-0 | 0.0 | 0-0 | 0.0 | 0-0 | 0.0 |
| Oct. 8 | TCU | L, 31-38 | 1-3 | 33.3 | 0-0 | 0.0 | 0-1 | 0.0 | 0-0 | 0.0 | 1-2 | 50.0 | 0-0 | 0.0 |
| Oct. 15 | Oklahoma | L, 42-52 | 0-0 | 0.0 | 0-0 | 0.0 | 0-0 | 0.0 | 0-0 | 0.0 | 0-0 | 0.0 | 0-0 | 0.0 |
| Oct. 22 | Baylor | L, 23-35 | 0-1 | 0.0 | 0-0 | 0.0 | 0-0 | 0.0 | 0-0 | 0.0 | 0-1 | 0.0 | 0-0 | 0.0 |
| Nov. 5 | Oklahoma St. | W, 37-16 | 2-2 | 100.0 | 0-0 | 0.0 | 0-0 | 0.0 | 2-2 | 100.0 | 0-0 | 0.0 | 0-0 | 0.0 |
| Nov. 12 | Texas Tech | L, 28-43 | 1-3 | 33.3 | 1-1 | 100.0 | 0-1 | 0.0 | 0-0 | 0.0 | 0-1 | 0.0 | 0-0 | 0.0 |
| Nov. 19 | Texas | L, 14-55 | 0-2 | 0.0 | 0-1 | 0.0 | 0-0 | 0.0 | 0-1 | 0.0 | 0-0 | 0.0 | 0-0 | 0.0 |
| Nov. 26 | Kansas State | L, 27-47 | 1-1 | 100.0 | 0-0 | 0.0 | 0-0 | 0.0 | 1-1 | 100.0 | 0-0 | 0.0 | 0-0 | 0.0 |
| Dec. 28 | vs Arkansas | L, (OT) 53-55 | 1-2 | 50.0 | 0-0 | 0.0 | 0-0 | 0.0 | 0-0 | 0.0 | 0-1 | 0.0 | 0-0 | 0.0 |
| Kansas | | | 9-19 | 47.4 | 3-5 | 60.0 | 0-3 | 0.0 | 4-5 | 80.0 | 1-5 | 20.0 | 1-1 | 100. |
| Opponents | | | 19-28 | 67.9 | 3-4 | 75.0 | 4-7 | 57.1 | 6-7 | 85.7 | 6-10 | 60.0 | 0-0 | 0.0 |

KANSAS TIME OF POSSESSION

| DATE | OPPONENT | SCORE | OVERALL | 1ST QTR | 2ND QTR | 3RD QTR | 4TH QTR | OT |
|-----------|---------------|---------------|---------|---------|---------|---------|---------|----|
| Sept. 2 | Tenn. Tech | W, 56-10 | 24:24 | 2:24 | 10:14 | 5:53 | 5:35 | -- |
| Sept. 10 | West Virginia | W, 55-42 | 27:33 | 2:36 | 12:31 | 8:04 | 4:21 | -- |
| Sept. 17 | Houston | W, 48-30 | 31:27 | 7:07 | 9:12 | 7:41 | 7:27 | -- |
| Sept. 24 | Duke | W, 35-27 | 29:32 | 10:47 | 6:16 | 1:02 | 11:27 | -- |
| Oct. 1 | Iowa State | W, 14-11 | 24:58 | 3:35 | 9:25 | 6:51 | 5:07 | -- |
| Oct. 8 | TCU | L, 31-38 | 33:59 | 3:59 | 9:27 | 9:55 | 10:38 | -- |
| Oct. 15 | Oklahoma | L, 42-52 | 29:41 | 8:17 | 8:37 | 7:24 | 5:23 | -- |
| Oct. 22 | Baylor | L, 23-35 | 19:50 | 8:15 | 2:50 | 1:07 | 7:38 | -- |
| Nov. 5 | Oklahoma St. | W, 37-16 | 35:09 | 9:00 | 5:20 | 7:52 | 12:57 | -- |
| Nov. 12 | Texas Tech | L, 28-43 | 28:33 | 4:50 | 8:43 | 8:48 | 6:12 | -- |
| Nov. 19 | Texas | L, 14-55 | 28:02 | 6:59 | 7:43 | 7:02 | 6:18 | -- |
| Nov. 26 | Kansas State | L, 27-47 | 31:00 | 6:11 | 11:26 | 2:57 | 10:26 | -- |
| Dec. 28 | vs Arkansas | L, (OT) 53-55 | 30:55 | 05:08 | 09:01 | 07:02 | 9:44 | -- |
| Kansas | | | Total | 375:03 | 79:26 | 81:38 | 103:13 | -- |
| | | | Avg. | 28:51 | 06:07 | 08:31 | 07:56 | -- |
| Opponents | | | Total | 404:57 | 95:15 | 80:05 | 125:04 | -- |
| | | | Avg. | 31:09 | 07:20 | 08:03 | 09:37 | -- |

SEASON GAME HIGHS

Kansas individuals

| | | |
|---------------------|------|---|
| Rushes | 32 | Devin Neal vs. Oklahoma State (Nov. 5, 2022) |
| Yards Rushing | 224 | Devin Neal vs. Oklahoma State (Nov. 5, 2022) |
| TD Rushes | 2 | Devin Neal at Kansas State (Nov. 26, 2022) |
| | | Jalon Daniels at Houston (Sept. 17, 2022) |
| | | Devin Neal vs. Tennessee Tech (Sept. 2, 2022) |
| | | Devin Neal at West Virginia (Sept. 10, 2022) |
| | | Daniel Hishaw Jr. at West Virginia (Sept. 10, 2022) |
| Long Rush | 80 | Devin Neal vs. Tennessee Tech (Sept. 2, 2022) |
| Pass Attempts | 55 | Jalon Daniels vs Arkansas (N) (12/28/2022) |
| Pass Completions | 37 | Jalon Daniels vs Arkansas (N) (12/28/2022) |
| Yards Passing | 544 | Jalon Daniels vs Arkansas (N) (12/28/2022) |
| TD Passes | 5 | Jalon Daniels vs Arkansas (N) (12/28/2022) |
| Long Pass | 73 | Jalon Daniels vs. Duke (Sept. 24, 2022) |
| Receptions | 7 | Luke Grimm vs. Oklahoma State (Nov. 5, 2022) |
| Yards Receiving | 113 | Lawrence Arnold at Oklahoma (Oct. 15, 2022) |
| TD Receptions | 2 | Lawrence Arnold at Oklahoma (Oct. 15, 2022) |
| | | Mason Fairchild at Oklahoma (Oct. 15, 2022) |
| | | Quentin Skinner vs. TCU (Oct. 8, 2022) |
| Long Reception | 73 | Daniel Hishaw vs. Duke (Sept. 24, 2022) |
| Field Goals | 2 | Jacob Borcila at Houston (Sept. 17, 2022) |
| Long Field Goal | 33 | Jacob Borcila at Houston (Sept. 17, 2022) |
| Punts | 6 | Reis Vernon vs. Iowa State (Oct. 1, 2022) |
| Punting Avg | 45.0 | Reis Vernon vs. Duke (Sept. 24, 2022) |
| Long Punt | 60 | Reis Vernon at Oklahoma (Oct. 15, 2022) |
| Punts Inside 20 | 3 | Reis Vernon vs. Iowa State (Oct. 1, 2022) |
| Long Punt Return | 16 | OJ Burroughs vs. Duke (Sept. 24, 2022) |
| Long Kickoff Return | 38 | Kenny Logan Jr. vs. Tennessee Tech (Sept. 2, 2022) |
| Tackles | 14 | Kenny Logan Jr. at Oklahoma (Oct. 15, 2022) |
| Sacks | 3 | Lonnie Phelps vs. Tennessee Tech (Sept. 2, 2022) |
| Tackles For Loss | 4 | Lonnie Phelps vs. Tennessee Tech (Sept. 2, 2022) |
| Interceptions | 1 | Erig Gilyard vs. Tennessee Tech (Sept. 2, 2022) |

Kansas Team

| | | |
|------------------|------|------------------------------|
| Rushes | 46 | Oklahoma St. (11/05/2022) |
| Yards Rushing | 351 | Oklahoma St. (11/05/2022) |
| Yards Per Rush | 9.9 | Tennessee Tech (09/02/2022) |
| TD Rushes | 6 | Tennessee Tech (09/02/2022) |
| Pass Attempts | 56 | vs Arkansas (N) (12/28/2022) |
| Pass Completions | 37 | vs Arkansas (N) (12/28/2022) |
| Yards Passing | 544 | vs Arkansas (N) (12/28/2022) |
| Yards Per Pass | 14.1 | Duke (09/24/2022) |
| TD Passes | 5 | vs Arkansas (N) (12/28/2022) |
| Total Plays | 90 | vs Arkansas (N) (12/28/2022) |
| Total Offense | 603 | vs Arkansas (N) (12/28/2022) |
| Yards Per Play | 10.2 | Tennessee Tech (09/02/2022) |
| Points | 56 | Tennessee Tech (09/02/2022) |
| Sacks By | 5 | Iowa St. (10/01/2022) |
| | 5 | Tennessee Tech (09/02/2022) |
| First Downs | 31 | vs Arkansas (N) (12/28/2022) |
| Penalties | 10 | at Texas Tech (11/12/2022) |
| Penalty Yards | 83 | Duke (09/24/2022) |
| Turnovers | 3 | Tennessee Tech (09/02/2022) |
| | 3 | vs Arkansas (N) (12/28/2022) |
| Punts | 6 | Iowa St. (10/01/2022) |
| Punting Avg | 48.0 | at Texas Tech (11/12/2022) |
| Long Punt | 60 | at Oklahoma (10/15/2022) |
| Punts Inside 20 | 3 | Iowa St. (10/01/2022) |
| Long Punt Return | 16 | Duke (09/24/2022) |

Opponent Individuals

| | | |
|---------------------|------|---|
| Rushes | 31 | Richard Reese at Baylor (Oct. 22, 2022) |
| Yards Rushing | 243 | Bijan Robinson vs. Texas (Nov. 19, 2022) |
| TD Rushes | 4 | Bijan Robinson vs. Texas (Nov. 19, 2022) |
| Long Rush | 70 | Jonathan Brooks vs. Texas (Nov. 19, 2022) |
| Pass Attempts | 48 | Hunter Dekkers vs. Iowa State (Oct. 1, 2022) |
| Pass Completions | 30 | Hunter Dekkers vs. Iowa State (Oct. 1, 2022) |
| Yards Passing | 403 | Dillon Gabriel at Oklahoma (Oct. 15, 2022) |
| TD Passes | 3 | Max Duggan vs. TCU (Oct. 8, 2022) |
| | | JT Daniels at West Virginia (Sept. 10, 2022) |
| Long Pass | 80 | Will Howard at Kansas State (Nov. 26, 2022) |
| Receptions | 14 | Quentin Johnson vs. TCU (Oct. 8, 2022) |
| Yards Receiving | 206 | Quentin Johnson vs. TCU (Oct. 8, 2022) |
| TD Receptions | 2 | Bryce Ford-Wheaton at West Virginia (Sept. 10, 2022) |
| Long Reception | 80 | Deuce Vaughn at Kansas State (Nov. 26, 2022) |
| Field Goals | 3 | Trey Wolff at Texas Tech (Nov. 12, 2022) |
| Long Field Goal | 51 | at Texas Tech (Nov. 12, 2022) |
| Punts | 6 | Nicholas Bigelow vs. Tennessee Tech (Sept. 2, 2022) |
| Punting Avg | 62.7 | Ty Zentner at Kansas State (Nov. 26, 2022) |
| Long Punt | 72 | Ty Zentner at Kansas State (Nov. 26, 2022) |
| Punts Inside 20 | 2 | Max Fletcher vs. Arkansas (Dec. 28, 2022) |
| | | Ty Zentner at Kansas State (Nov. 26, 2022) |
| | | Laine Wilkins at Houston (Sept. 17, 2022) |
| Long Punt Return | 22 | Xavier Worthy vs. Texas (Nov. 19, 2022) |
| | | Gavin Holmes at Baylor (Oct. 22, 2022) |
| Long Kickoff Return | 69 | Malik Knowles at Kansas State (Nov. 26, 2022) |
| Tackles | 11 | Kendal Daniels vs. Oklahoma State (Nov. 5, 2022) |
| | | Jason Taylor II vs. Oklahoma State (Nov. 5, 2022) |
| Sacks | 2 | Jesiah Pierre at Texas Tech (Nov. 12, 2022) |
| Tackles For Loss | 2 | Dadrion Taylor-Demerson at Texas Tech (Nov. 12, 2022) |
| | | Jesiah Pierre at Texas Tech (Nov. 12, 2022) |
| | | David Ugwoegbu at Oklahoma (Oct. 15, 2022) |
| | | Danny Stutsman at Oklahoma (Oct. 15, 2022) |
| | | Sean Martin at West Virginia (Sept. 10, 2022) |
| Interceptions | 1 | Eight Occurrences |

Opponent Team

| | | |
|------------------|------|-------------------------------|
| Rushes | 57 | Texas (11/19/2022) |
| | 57 | at Baylor (10/22/2022) |
| | 57 | at Oklahoma (10/15/2022) |
| Yards Rushing | 427 | Texas (11/19/2022) |
| Yards Per Rush | 7.6 | vs Arkansas (N) (12/28/2022) |
| TD Rushes | 6 | Texas (11/19/2022) |
| Pass Attempts | 48 | Iowa St. (10/01/2022) |
| Pass Completions | 30 | Iowa St. (10/01/2022) |
| Yards Passing | 403 | at Oklahoma (10/15/2022) |
| Yards Per Pass | 10.1 | at Kansas St. (11/26/2022) |
| TD Passes | 3 | at West Virginia (09/10/2022) |
| | 3 | TCU (10/08/2022) |
| Total Plays | 100 | at Oklahoma (10/15/2022) |
| Total Offense | 701 | at Oklahoma (10/15/2022) |
| Yards Per Play | 8.4 | vs Arkansas (N) (12/28/2022) |
| Points | 55 | Texas (11/19/2022) |
| | 55 | vs Arkansas (N) (12/28/2022) |
| Sacks By | 3 | at Texas Tech (11/12/2022) |
| | 3 | vs Arkansas (N) (12/28/2022) |
| First Downs | 36 | at Oklahoma (10/15/2022) |
| Penalties | 10 | at Houston (09/17/2022) |
| Penalty Yards | 73 | at Houston (09/17/2022) |
| Turnovers | 4 | Oklahoma St. (11/05/2022) |
| Punts | 6 | Tennessee Tech (09/02/2022) |
| | 6 | vs Arkansas (N) (12/28/2022) |
| Punting Avg | 62.7 | at Kansas St. (11/26/2022) |
| Long Punt | 72 | at Kansas St. (11/26/2022) |
| Punts Inside 20 | 2 | at Kansas St. (11/26/2022) |
| | 2 | at Houston (09/17/2022) |
| | 2 | vs Arkansas (N) (12/28/2022) |
| Long Punt Return | 22 | at Baylor (10/22/2022) |
| | 22 | Texas (11/19/2022) |