



KANSAS FOOTBALL GAME NOTES

GAME 3



GAME 3 | SEPT. 16, 2023 | 9:30 P.M. CT | RENO, NEV. | MACKAY STADIUM (30,000)



KANSAS JAYHAWKS
2-0, 0-0 Big 12

VS.



NEVADA WOLF PACK
0-2, 0-0 MWC

Record	2-0 (0-0 Big 12)
Ranking (AP/Coaches)	RV/RV
Last Game	Sept. 8, 2023 (vs. Illinois; W, 34-23)
Head Coach	Lance Leipold
Career Record	156-56 (17th Season)
Record at Kansas	10-17 (3rd Season)

TEAM STATISTICS

Points Per Game	41.0
1st Downs	54
Rushing Yards	507 253.5/game
Passing Yards	553 276.5/game
Total Offense	1,060 530.0/game
Touchdowns	10
Field Goals	4-4
Time of Possession	35:15
Sacks	7-33

STATISTICAL LEADERS

Passing	Jalon Daniels (21-29, 277 yds, 2 TD)
Rushing	Devin Neal (23 att, 214 yds, 2 TD)
Receiving	Lawrence Arnold (9 rec, 166 yds)
Tackles	Kenny Logan Jr./Hayden Hatcher/JB Brown (10 tackles)
Sacks	Jereme Robinson (3.0 sacks-13 yds)
Interceptions	Kwinton Lassiter (2 INT, 3 yds)

Record	0-2 (0-0 Mountain West)
Ranking (AP/Coaches)	NR/NR
Last Game	Sept. 9, 2023 (vs. Idaho; L, 6-33)
Head Coach	Ken Wilson
Career Record	2-12 (2nd Season)
Record at Nevada	2-12 (2nd Season)

TEAM STATISTICS

Points Per Game	10.0
1st Downs	26
Rushing Yards	167 83.5/game
Passing Yards	459 229.5/game
Total Offense	626 313.0/game
Touchdowns	2
Field Goals	2-4
Time of Possession	31:00
Sacks	4-25

STATISTICAL LEADERS

Passing	Brendon Lewis (30-53, 286 yds.)
Rushing	Sean Dollars (18 att, 81 yds, 1 TD)
Receiving	Jamaal Bell (16 rec, 188 yds, 1 TD)
Tackles	Richard Toney Jr. (9 solo, 3 assist, 12 total)
Sacks	Tongiaki Mateialona (2.0 sacks-9 yds)
Interceptions	NA

KANSAS TRAVELS TO RENO FOR FIRST ROAD TRIP AT NEVADA

Fresh off a 2-0 start to the season, Kansas makes its first road trip of the season as the Jayhawks take on the Nevada Wolf Pack on Saturday, Sept. 16 at Mackay Stadium. Kickoff is slated for 9:30 p.m. CT on CBS Sports Network. The meeting between the two teams will be the first in program history on the gridiron, while it will be Kansas' first trip to the Pacific time zone since Sept. 7, 2002 when Kansas traveled to UNLV. The Jayhawks are 13-4-1 against current members of the Mountain West all-time. Kansas enters the game following a 34-23 victory over Illinois on Sept. 8, as Kansas opened the season 2-0 for the second-straight season for the first time since 2008-09. Kansas put up 539 yards of total offense including 262 yards on the ground. Kansas quarterback Jalon Daniels made his season debut completing 21-of-29 for 277 yards and two touchdowns, while junior running back Devin Neal rushed for 120 yards on 10 carries for a touchdown. Nevada is in its second year under head coach Ken Wilson and has fallen to 0-2 to start the 2023 season following losses to Idaho (33-6, Sept. 9) and USC (66-14, Sept. 2). Nevada has lost 12 straight games entering Saturday night's showdown.

Saturday night's contest will be televised on CBS Sports Network with Rich Holtz (Play-by-Play), Aaron Taylor (Analyst) and Amanda Guerra (Sideline) on the call. Game action can also be heard across the Jayhawk Radio Network with Brian Hanni (Play-by-Play), David Lawrence (Analyst) and Brandon McAnderson (Sideline) calling the action.

JAYHAWK QUICK HITS

- Kansas enters Saturday night's matchup off a 34-23 victory over Big Ten opponent Illinois, in which the Jayhawks totaled 539 yards of total offense in 73 plays. The 539 yard output is the second game of 500+ yards this season, after compiling 521 in the season opener against Missouri State. Kansas has now gone over 500 yards of total offense in nine games under head coach Lance Leipold, eight of which have come in the last 15 games. In the six years prior to Leipold's tenure (2015-2020) the Jayhawks had seven games of 500+ yards, spanning 64 total games.
- Among the nation's leaders in returning production, Kansas returns 85% of its production from 2022 (No. 2 in the country), including a nation's leading 91% production on offense and 80% on defense (No. 10 in the country). The Jayhawks enter Saturday night's game with a roster that features players with 442 career starts.
- In addition to their returning production on the field, Kansas returns its head coach, all 10 position coaches and strength and conditioning coach for the first time in nearly 20 years.

The last time Kansas returned its head coach and all 10 position coaches in consecutive seasons was the 2003-2004 seasons.

- Offensively, Kansas' Jalon Daniels was named the Big 12 Preseason Offensive Player of the Year. Daniels made his season debut against Illinois, completing 21-of-29 passing for 277 yards and two touchdowns, marking his eighth career game with multiple passing touchdowns. Daniels is Kansas' first Big 12 Preseason Offensive Player of the Year and the second Jayhawk to be named a preseason individual award winner by the Big 12, joining Dorance Armstrong, who was the Preseason Defensive Player of the Year in 2016.
- Running back Devin Neal is the only returning 1,000-yard rusher in the Big 12 from a season ago, and he has picked up right where he left off from a season ago. Through two games, Neal has rushed for 214 yard and two touchdowns on 23 attempts. Neal's 9.3 yard per carry leads the Big 12 Conference and ranks fourth nationally through two games this season. Against Illinois, Neal surpassed 2,000 career rushing yards, becoming the 13th Jayhawk in school history to accomplish such a feat. In 2022, Neal rushed for 1,090 yards on 180 attempts and nine touchdowns, becoming Kansas' 13th individual to rush for over 1,000 yards in a season. Kansas' 29 rushing touchdowns in 2022 were the most by the Jayhawks in a single season since 2007.
- Under the direction of offensive line coach Scott Fuchs, the Kansas offensive line has been a model of consistency, allowing just 12 sacks throughout the 2022 season, which was the fewest allowed in the Big 12 Conference and the seventh fewest nationally. Returning four of five starters for the 2023 season, Kansas has allowed just one sack through two games this season. The Kansas offensive line enters this week's game with 211 combined career starts, which is the 12th most in the country.
- Defensively, Kansas returns All-Big 12 First Team member Cobee Bryant, who had his sixth career interception in the season opener against Missouri State. The Jayhawk defense also returns its linebacker trio of Rich Miller, Taiwan Berryhill and Craig Young as well as its secondary in Bryant, Mello Dotson, Kenny Logan Jr., and OJ Burroughs. The Jayhawks return their top-three tacklers from 2022, including Kenny Logan Jr. (106), Rich Miller (94) and Craig Young (60).
- Against Illinois, Kansas recorded six sacks, the most in a single game for the Jayhawks since 2009 (vs. UTEP). Kansas' Austin Booker and Jereme Robinson each recorded a pair of sacks against the Fighting Illini, as Robinson's 3.0 sacks this season ranks first in the Big 12 Conference and fifth nationally.

ON THE AIR



Play-by-Play: Rich Waltz
Analyst: Aaron Taylor
Sideline: Amanda Guerra

RADIO: Jayhawk Radio Network from Learfield

Play-by-Play: Brian Hanni
Analyst: David Lawrence
Sideline: Brandon McAnderson
Web: KUAthletics.com
App: Kansas Jayhawks
Sirius: Sirius (83), SXM App (384)



2023 SCHEDULE

	Sept. 1 Missouri State Bears	W, 48-17
	David Booth Kansas Memorial Stadium Lawrence, Kan.	
	Sept. 8 Illinois Fighting Illini	W, 34-23
	David Booth Kansas Memorial Stadium Lawrence, Kan.	
	Sept. 16 Nevada Wolfpack	9:30 p.m. CT
	Mackey Stadium Reno, Nev.	
	Sept. 23 BYU Cougars	TBA
	David Booth Kansas Memorial Stadium Lawrence, Kan.	
	Sept. 30 Texas Longhorns	TBA
	DKR-Texas Memorial Stadium Austin, Texas	
	Oct. 7 UCF Knights	TBA
	David Booth Kansas Memorial Stadium Lawrence, Kan.	
	Oct. 14 Oklahoma State Cowboys	TBA
	Boone Pickens Stadium Stillwater, Okla.	
	Oct. 28 Oklahoma Sooners	TBA
	David Booth Kansas Memorial Stadium Lawrence, Kan.	
	Nov. 4 Iowa State Cyclones	TBA
	Jack Trice Stadium Ames, Iowa	
	Nov. 11 Texas Tech Red Raiders	TBA
	David Booth Kansas Memorial Stadium Lawrence, Kan.	
	Nov. 18 Kansas State Wildcats	TBA
	David Booth Kansas Memorial Stadium Lawrence, Kan.	
	Nov. 25 Cincinnati Bearcats	TBA
	Nippert Stadium Cincinnati, Ohio	

A KU WIN WOULD ...

- Move Kansas to 597-675-58 all-time, including 11-17 in the Lance Leipold era. Leipold's career record would improve to 157-56.
- Make KU 3-0 to open the year for the second-consecutive season. Prior to 2022, the last time the Jayhawks started 3-0 was 2009. Kansas last started 3-0 in consecutive seasons in 1991 and 1992, and prior to that had not accomplished the feat since 1913 and 1914.
- Improve Kansas to 4-2 all-time against the Mountain West Conference, which formed in 1999, and 1-0 all-time against Nevada. The Jayhawks are 13-4-1 all-time against current members of the MWC.

530.0

Through two games, Kansas is averaging 530.0 yards per game, with 253.5 on the ground and 276.5 passing yards. The Jayhawks rank second in the Big 12 and 10th in the nation in total offense.

2009

Four players combined to help Kansas total 6.0 sacks against Illinois, including 2.0 apiece for Jereme Robinson and Austin Booker. The 6.0 sacks is the most by a KU team in a single game since 2009 at UTEP.

13

Junior running back Devin Neal became the 13th player in program history to rush for more than 2,000 career yards after going for 120 yards against Illinois. Neal is currently 13th on KU's career list with 2,011 rushing yards.

2-0

Kansas is 2-0 for the second consecutive season, after the Jayhawks opened the 2022 season 5-0. KU is now 2-0 in consecutive seasons for the first time since 2008 and 2009.



HC **LANCE LEIPOLD**

GAME WEEK SCHEDULE

Mon., Sept. 11	Tues., Sept. 12	Wed., Sept. 13	Thurs., Sept. 14	Fri., Sept. 15	Sat., Sept. 16
11:15 am - Head Coach Lance Leipold Press Conference (Anderson Family Football Complex).	11:15 am - Coordinator Media Availability (Anderson Family Football Complex) 11:45 am - Student Athlete availability (Anderson Family Football Complex)	6 pm - Hawk Talk with Lance Leipold (Johnny's Tavern West Lawrence)	No media availability	No media availability	9:30 p.m. - Kansas at Nevada Postgame media availability to take place in-person in visiting team media room.

Credentials

All credential requests can be made online at:

<https://kuathletics.com/kansas-football-media-center/>

Credentials can be picked up on gameday at Media Will Call near the media entrance (gate 35), located on the South end of David Booth Kansas Memorial Stadium.

Photographers

Credentials for sideline photographers will be issued on the basis of circulation, with priority granted to agencies covering the participating schools on a regular basis.

Parking

Media parking is located in the Mississippi Street Parking Garage just south of the Kansas Union on the southeast side of Memorial Stadium. The garage is approximately two blocks away from the stadium. Digital Parking passes will be emailed to the assigning editor. Instructions on how to retrieve mobile parking passes are attached.

Please access and download your mobile parking passes before leaving for the stadium.

Pressbox and Gameday Services

The Kivisto Field at David Booth Kansas Memorial Stadium pressbox is located on the west side of the stadium. Entrance is at the base of the elevator located just off of Maine Street. There is also a field-level media entrance at Gate 35. Level eight is reserved for the print media, home and visiting radio, home and visiting booths for coaches and athletics directors, along with game and scoreboard operations. Level nine serves as the photo deck and the location for television booths. Television monitors are also part of the fixtures in both home and visiting radio booths.

Wireless Internet

Complimentary access to wireless internet is available at Memorial Stadium and information about how to access it will be available in the pressbox.

Telephones

Writers wanting phone lines at their seat locations should contact the KU Telecommunications Office at (785) 864-9300 regarding installation. For specific line location, please list Andy Eisch as the contact. Allow at least two weeks notice prior to the game.

Weekly News Conference

Kansas Head Football Coach Lance Leipold will conduct a weekly press conference each Monday during the season. The press conference will begin at 11:15 a.m., and will be conducted in-person at Mrkonic Auditorium inside Anderson Family Football Complex.

Offensive Coordinator Andy Kotelnicki, Defensive Coordinator Brian Borland and select student-athletes will be available each Tuesday throughout the season, beginning at 11:15 a.m., at Mrkonic Auditorium.

After the conclusion of games, Coach Leipold and select student-athletes will be made available in a press conference setting.

Interviews

Contact the communications office for all player or coach interview requests. To request players, media should contact Andy Eisch (aeisch@ku.edu; 785-330-3698) or Doug Self (dself@ku.edu; 785-393-4978). Out-of-town media wishing to interview Kansas players should also contact the communications office with their requests.

Home and cell phone numbers for players will not be provided and players have been instructed not to accept calls from media without prior notice from the communications office. Please do not contact a player or coach without scheduling the interview through the communications office.

Digital Assets

Head shots and selected video and audio elements will be made available throughout the season on the KU Athletics Media FTP:
<https://kuathne.ws/KUMediaShare>.

**Please note that all formats and policies are subject to change throughout the season.*



collegepressbox is the official media website for Division I football. Access and download game notes, quotes, statistics, media guides, headshots, logos and more for all FBS schools, conferences, postseason games, awards and the College Football Playoff. For access, please register for an account at collegepressbox.com/register.

QUICK FACTS

Location	Lawrence, Kan.
Founded	1866
Enrollment	27,638 (Fall 2022)
Chancellor	Douglas A. Girod
	(UC Davis, 1981; UC San Francisco, 1985)
Athletics Director	Travis Goff
	(Kansas, 2002; Tulane, 2007)
Sport Administrator	Collin Sexton
Colors	Crimson (Pantone 186) & Blue (Pantone 293)
Nickname	Jayhawks
Affiliations	NCAA Division I
	Big 12 Conference
Conference Website	www.Big12Sports.com
Ticket Office	800.34.HAWKS (42957)
	KUTickets.com

KANSAS FOOTBALL COMMUNICATIONS STAFF

Office	785.864.3417
Associate AD - Public Relations and Strategic Communications	Daniel Berk
Cell	785.312.2159
Email	dberk@ku.edu
Director of Football Communications	Andy Eisch
Cell	785.330.3698
Email	aeisch@ku.edu
Associate Communications Director	Doug Self
Cell	785.393.4978
Email	dself@ku.edu
Communications GA (Credentials Contact)	Jack Gilligan
Email	jackgilligan@ku.edu
Football Credentials	https://kuathletics.com/kansas-football-media-center/
KU Athletics Website	KUAthletics.com
Facebook	/KUATHletics
Twitter	@KUathletics
Instagram	@KUathletics

STADIUM

Football Facility	David Booth Kansas Memorial Stadium
Capacity	47,233
Largest Crowd	52,530
	(Sept. 5, 2009 vs. Northern Colorado)
Surface	Field Turf (2009)
Year Opened	1921
Press Box Phone (Media Only)	785.864.5593

COACHING STAFF

Head Coach	Lance Leipold
Alma Mater	Wisconsin-Whitewater, 1987, 1991
Record at Kansas	10-17 (3rd Season)
Career Record (Seasons)	156-56 (17th Season)
Defensive Coordinator	Brian Borland
Assoc. Head Coach/Off. Coordinator	Andy Kotelnicki
Assistant Coach - Offensive Line	Scott Fuchs
Assistant Coach - DEs/ST Coordinator	Taiwo Onatolu
Assistant Coach - Defensive Tackles	Jim Panagos
Assistant Coach - DBs/Defensive Pass Game Coordinator	Jordan Peterson
Assistant Coach - Wide Receivers	Terrence Samuel
Assistant Coach - Linebackers	Chris Simpson
Assistant Coach - Running Backs	Jonathan Wallace
Assistant Coach - Quarterbacks	Jim Zebrowski
Senior Analyst - Offense	Matt Lubick
Senior Analyst - Defense	Mark DeLeon
Analyst - Offense	Joe Dailey
Analyst - Offense	Bill Queisert
Analyst - Defense	Oscar Rodriguez
Analyst - Special Teams	Zac Barton
Analyst - Special Teams	Aaron Miller
Special Assistant to the Head Coach	Sean Snyder
Quality Control - Defense	Brian Stoldt
Graduate Assistant - Offense	Teril Boldisi
Graduate Assistant - Offense	Chris Labidou
Graduate Assistant - Defense	Quentin Carter
Graduate Assistant - Defense	Donovan Nathaniel

HISTORY

First Season of Record	1890
Seasons	132nd
All-Time Record	596-675-58
Conference Titles (Last)	7 (2007)
Big 12 Titles (Last)	1 (North Division 2007)
Bowl Games (Last)	13 (2022)
Bowl Game Titles (Last)	6 (2008)
Bowl Games Record	6-7

TEAM INFORMATION

2022 Overall Record	6-7
2022 Conference Record	3-6 (T-7th)
2022 Home Record	4-2
2022 Road Record	2-4



UNIVERSITY OF KANSAS GATEWAY DISTRICT

CONSTRUCTION STARTING IN DECEMBER 2023



ANDERSON FAMILY FOOTBALL COMPLEX

NEWLY UPGRADED LOCKER ROOM AND WEIGHT ROOM
UNVEILED IN AUGUST OF 2023



SKY'S THE LIMIT

• In just three years under head coach Lance Leipold, the Kansas offense has made drastic improvements under the direction of Associate Head Coach/Offensive Coordinator Andy Kotelnicki.

• In 2022, Kansas' offense ranked 20th in scoring offense at 35.6 points per game. The Jayhawks averaged 20.8 points per game in 2022, ranking 111th of 130 teams. Kansas' 35.6 points per game are the most by a Kansas team since the 2007 Jayhawks averaged 42.7 points per game.

• Through two games this season, the Jayhawks are averaging 530 yards of offense, which ranks second in the Big 12 Conference and 10th nationally. Kansas' 41 points per game ranks fifth in the Big 12. Kansas has surpassed the 500+ total offense yard mark in the first two games of the season, marking the second time in the Lance Leipold era the Jayhawks have posted back-to-back games with 500-plus yards of total offense.

• According to ESPN, Kansas is just the third team in the last 20 seasons to record three 10-play drives of 80+ yards each, that resulted in a touchdown in the first half of a game, joining Texas Tech (2013 vs. Iowa State) and Florida State (2009 at BYU).

• Kansas' scoring offensive improved +13.4 points per game from 2021 to 2022, which ranks fourth among power-five teams over that span. Only Washington (19.3), USC (13.8) and Arizona (13.6) showed greater improvement over that span.

• Kansas averaged 7.0 yards per play in 2022, the most in school history and the fourth most among power-five programs.

• The Kansas offense scored 63 touchdowns in 2022, which is the most since the 2007 season. In the 10 years prior, the most touchdowns scored was 36 in 2019. Of Kansas' 63 touchdowns, 29 came on the ground and 32 came through the air.

• The Jayhawks were firing on all cylinders in Big 12 play in 2022, marking three games of 500 or more yards on offense. From 2010 to 2018, Kansas topped the 500-yard mark just once in a conference game when the Jayhawks totaled 514 yards against Iowa State in 2014.

• Kansas' offensive success was in part due to its third down execution. In 2022, Kansas ranked eighth nationally and first in the Big 12 on third-down conversions, converting 50.6% on third down, compared to 35.8% in 2021. Kansas' +15% improvement from 2021 to 2022 was second in the country behind Florida State (+17%).

• The Jayhawks broke off 85 plays of 20+ yards in 2022, which ranked sixth among power-five programs nationally. Kansas' 85 plays of +20 yards was an improvement of +44 from 2021, which was the second-best improvement nationally.



QB JALON DANIELS

STATISTIC	2023 (1 GM)	2022 (13)	2021 (12)	2020 (9)
Total Off.	521.0 yds	424.9 yds	324.2 yds	259.2 yds
Sacks All.	0	9	16	47
Yds/Play	7.9	7.0	5.2	3.7
3rd Down %	55%	50%	36%	23%
Rushing YPG	245.0	194.7	139.3	104.9
Points/Game	48.0	34.2	20.8	15.8

MOST TOUCHDOWNS SCORED - LAST 10 SEASONS

YEAR	TOUCHDOWNS
1. 2022	56
2. 2019	36
3. 2018	33
4. 2021	32
5. 2016	29
6. 2014	27
7. 2017	25
8. 2015	24
9. 2013	21
10. 2020 (9 games)	18

Starting Strong in September

• For the second straight season, Kansas has started the season 2-0, marking the first back-to-back 2-0 starts since the 2008-09 seasons. The strong start to the 2022 season helped propel Kansas to its first Bowl Game since 2008.

• The Jayhawks are looking to keep the momentum going, as they are 6-0 in the month of September over the last two seasons. Kansas' six-game September win streak is the longest since the 2003-04 seasons. During Kansas' current six game September win streak, Kansas has outscored opponents 276-149.

• In the seven years prior to Leipold, Kansas was 7-19 in games played in September dating back to the 2014 season. Prior to the 2022 season, in which Kansas began the season 4-0 in the month of September, Kansas had not won more than two games in September since 2009.

JD6

• Kansas quarterback Jalon Daniels, nicknamed JD6, was named the Preseason Big 12 Offensive Player of the Year entering 2023. Daniels made his season debut against Illinois on Sept. 8, where he led the Jayhawks to electric 34-23 victory behind 21-of-29 passing for 277 yards and two touchdowns.

• Daniels, of Lawndale, California, threw for 2,014 yards on 152-of-230 (66.1%) passing and 18 touchdowns during the 2022 season.

• Daniels' 66.1 completion percentage ranks second in a single season in school history, behind only Todd Reesing (66.5%, 2008). Daniels also holds two of the top-seven best passing percentage performances in school history, both of which were set in 2022 (82.6% vs. Duke, 83.3% vs. Tennessee Tech).

• In the AutoZone Liberty Bowl, Daniels passed for a school record 544 passing yards, becoming the first Jayhawk in school history with 500+ passing yards in a game. Daniels also threw for five touchdowns against Arkansas, tying for the second most in a single game in school history.

• Daniels currently ranks in the top-10 in school history in several career statistical categories, including passing yards, passing completions, touchdown passes and completion percentage. Daniels' 18 passing touchdowns in 2022 are the fifth most in school history.

	Leipold Era	2023
Overall	10-17	2-0
Big 12	4-14	0-0
Nonconference	5-2	0-0
vs. ACC	1-1	0-0
vs. American	1-0	0-0
vs. Big 10	1-0	1-0
vs. Ohio Valley	1-0	0-0
vs. Missouri Valley	2-0	1-0
vs. Sun Belt	0-1	0-0
Home	7-7	2-0
Away	3-9	0-0
Neutral	0-1	0-0
Day Games	4-11	0-0
Night Games (6 p.m. start or later)	6-6	2-0
vs. Top 25 teams	1-5	0-0
vs. Top 10 teams	0-1	0-0
TV games	8-17	0-0
ESPN	0-2	0-0
ESPN2	2-3	1-0
ESPNU	2-0	0-0
Big 12 Now on ESPN+	4-4	1-0
ACC Network	0-1	0-0
FOX	0-1	0-0
FS1	2-6	0-0
When scoring first	8-3	2-0
When opponents score first	2-14	0-0
When leading at halftime	9-3	2-0
When trailing at halftime	1-14	0-0
When tied at halftime	0-0	0-0
When leading after third quarter	10-2	2-0
When trailing after third quarter	0-15	0-0
When tied after third quarter	0-0	0-0
In overtime games	2-1	0-0
When scoring less than 20 points	2-6	0-0
When scoring 20+ points	7-10	2-0
When scoring 30+ points	8-4	2-0
When allowing less than 20 points	5-0	1-0
When allowing 20-30 points	2-0	1-0
When allowing 30+ points	3-17	0-0
When rushing for <100 yards	1-5	0-0
When rushing for 100+ yards	9-12	2-0
When rushing for 200+ yards	8-3	2-0
When passing for <200 yards	3-6	0-0
When passing for 200+ yards	7-12	2-0
When passing for 250+ yards	3-6	2-0
When passing for 300+ yards	1-3	0-0
When totaling <300 yds total offense	2-5	0-0
When gaining 300+ yds total offense	8-12	2-0
When gaining 400+ yds total offense	8-6	2-0
When gaining 500+ yds total offense	7-2	2-0
When allowing <100 yds rushing	3-0	1-0
When allowing 100+ yds rushing	7-15	1-0
When allowing 200+ yds rushing	0-16	0-0
When allowing <200 yds passing	3-6	1-0
When allowing 200+ yds passing	7-11	1-0
When allowing 250+ yds passing	6-7	0-0
When allowing 300+ yds passing	4-3	0-0
When allowing <300 yds total offense	3-0	1-0
When allowing 300+ yds total offense	7-16	1-0
When having a 100-yard rusher	5-3	1-0
When opp. have a 100-yard rusher	0-12	0-0
When having no turnovers	5-2	0-0
When having less than 3 turnovers	9-13	2-0
When having 3 or more turnovers	0-3	0-0
When having no takeaways	1-5	0-0
When having <3 takeaways	8-15	2-0
When having 3 or more takeaways	2-1	0-0
When having more than 30:00 TOP	5-11	2-0
When having less than 30:00 TOP	5-6	0-0

• Defenses also have to account for Daniels on the ground, as he rushed for 425 yards in 2022, the most by a Jayhawk quarterback since Bill Whittemore in 2003. His seven rushing touchdowns were also the most by a Jayhawk quarterback since Whittemore in 2003.

• A 2022 Academic All-American, Daniels has not shortage of accolades entering 2023, being named to the Maxwell Award Watch List, Preseason All-Big 12 First Team (Big 12, Athlon), The Wuerffel Trophy Watch List, Davey O'Brien National Quarterback Award Preseason Watch List, Walter Camp Football Foundation Player of the Year Award Watch List, Manning Award Watch List and Johnny Unitas Golden Arm Award Watch List.

DANIELS TOP-10 CAREER MARKS

CATEGORY	MARK (RANK)
Passing Yards	3,869 (9th)
Completions	330 (9th)
Touchdown Passes	28 (6th)
Completion %	62.5% (T-2nd)
500-yard Passing Games	1 (1st)

BEAN'S BACK

• In addition to Daniels, Kansas' Jason Bean proves to be a reliable option after deciding to return to the Jayhawks for his redshirt senior season.

• In the season opener against Missouri State, Bean completed 22-of-28 for 276 yards and two touchdowns, while rushing five times for 41 yards.

• Between Daniels and Bean, they have started a combined 40 games over their careers and each have notched wins over Big 12 opponents.

• In 2022, the duo of Daniels and Bean combined for 32 passing touchdowns (Daniels 18, Bean 14), the most passing touchdowns in a season since 2008. Daniels and Bean also led Kansas to rank fourth nationally in 2022 in team passing efficiency at 164.26.

• In addition to their success through the air, the duo combined for 11 rushing touchdowns in 2022 (Daniels 7, Bean 4), the third most among power-five programs.

• After a 5-0 start to the 2022 season, Daniels exited Kansas' College Gameday appearance vs. TCU, in which Bean substituted in and led a thrilling four touchdown second-half performance. Bean would lead Kansas to a 37-16 victory over #18 Oklahoma State on Nov. 5, 2022, clinching Kansas' first Bowl appearance since 2008.

• Daniels finished the 2022 season completing 152-of-230 passes for 2,014 yards and 18 touchdowns, while rushing for 425 yards on 77 attempts and 7 touchdowns.

• Bean completed 87-of-136 passing for 1,280 yards and 14 touchdowns and added 222 yards on 38 attempts scoring four touchdowns on the ground in 2022.

REAL DEAL DEVIN NEAL

• Junior running back Devin Neal picked up where he left off in 2022, rushing for 214 yards and two touchdowns on 23 carries through two games this season. Neal is averaging 9.3 yards per carry, which ranks atop the Big 12 Conference and fourth nationally.

• Against Illinois, Neal carried 10 times for 120 yards and a touchdown, marking his seventh career 100-yard rushing performance including his first of the season.

• With his 120 yards on Sept. 8, Neal became the 13th Jayhawk in school history to surpass 2,000 career rushing yards. Entering Saturday night's game, Neal has 2,011 career rushing yards, good for 13th in school

history.

• Neal took his first carry of the 2023 season for a 48-yard touchdown against Missouri State, marking his 20th career touchdown. Neal's touchdown on his first carry marked the second-consecutive season in which Neal scored on his first carry. His first rush of the 2022 season was a 19-yard touchdown against Tennessee Tech, becoming the fourth FBS player since 2012 with a touchdown run of 15+ yards on his first carry of consecutive seasons, and the only running back of the four.

• In the season opener, Neal scored both a rushing and receiving touchdown in the same game for the third time in his career. Last season at West Virginia (9-10-22), Neal rushed for two touchdowns and caught one. The last time a Kansas player scored touchdowns rushing and receiving in a season opener was Jake Sharp on Sept. 5, 2009, against Northern Colorado.

• Neal is Big 12's returning leading rusher from 2022, compiling 1,090 yards on 180 attempts and nine touchdowns as a sophomore. Neal finished the season averaging 6.1 yards per carry, which ranked 24th nationally while becoming just the third Jayhawk since at least 2000 with 6.0 YPC with over 100 attempts.

• Neal became the 13th Jayhawk in school history to rush for 1,000 yards in a season in 2022. Neal had three 100-yard rushing games in 2022, including a career-high 224 yards and one touchdown against Oklahoma State. He added 110 yards on six receptions against Oklahoma State, becoming the first Jayhawk to total 200-plus rushing yards and 100-plus receiving yards in the same game.

• As a true-freshman in 2021, Neal rushed for 707 yards on 158 carries – an average of 4.5 yards per carry. Neal finished his freshman campaign with eight rushing touchdowns, the most by a Kansas freshman since James Sims in 2010.

• Perhaps the most impressive and encouraging sign for Neal last year was his success against big-time opponents. The freshman rushed for 143 yards and three touchdowns on 24 carries against Texas. Against No. 3 Oklahoma, he went for 100 yards and two touchdowns on 23 carries. He also rushed for 83 yards on 15 carries at Iowa State.

STABLE OF BACKS

• In addition to Neal, Kansas' backfield poses a significant threat to opposing defenses.

• Through two games, Neal leads the way for the Kansas backfield with 214 yards on 23 carries, followed by Hishaw (127 yards on 16 carries) and McDuffie (59 yards on 13 carries). Kansas has scored six rushing touchdowns with four different individuals reaching the endzone to start the season.

• In addition to Neal, McDuffie scored on his first carry of the season and first carry as a Jayhawk. McDuffie and Neal are the second Power Five duo since 2012 to rush for a touchdown of at least 15 yards in their first carry of the season (Ole Miss – Sept. 5, 2015 with Jaylen Walton and Chad Kelly).

• Hishaw Jr. made his first appearance in the season opener since missing the final seven games of 2022 due to injury. Through five games in 2022, Hishaw rushed 44 times for 262 yards and five touchdowns. Hishaw was Kansas' leading rusher through the first five games of 2022.

2023 STANDINGS

	BIG 12	PCT	STREAK	OVERALL	PCT	STREAK
Kansas	0-0	.000		2-0	1.000	W2
BYU	0-0	.000		2-0	1.000	W2
Cincinnati	0-0	.000		2-0	1.000	W2
Kansas State	0-0	.000		2-0	1.000	W2
Texas	0-0	.000		2-0	1.000	W2
UCF	0-0	.000		2-0	1.000	W2
Oklahoma	0-0	.000		1-0	1.000	W1
Oklahoma State	0-0	.000		2-0	1.000	W2
Houston	0-0	.000		1-1	.500	L1
Iowa State	0-0	.000		1-1	.500	L1
TCU	0-0	.000		1-1	.500	W1
West Virginia	0-0	.000		1-1	.500	W1
Baylor	0-0	.000		0-2	.000	L2
Texas Tech	0-0	.000		0-2	.000	L2

THIS WEEK IN THE BIG 12

Saturday, Sept. 16

Kansas State at Missouri	SEC Network	11 a.m. CT
Iowa State at Ohio	ESPN2 or ESPNU	11 a.m. CT
Long Island at Baylor	ESPN+	11 a.m. CT
Oklahoma at Tulsa	ESPN or ESPN2	2:30 p.m. CT
Villanova at UCF	ESPN+	5:30 p.m. CT
South Alabama at Oklahoma St.	ESPN+	6 p.m. CT
Tarleton State at Texas Tech	ESPN+	6 p.m. CT
Miami (Ohio) at Cincinnati	ESPN+	6 p.m. CT
Pitt at West Virginia	ABC	6:30 p.m. CT
BYU at Arkansas	ESPN2	6:30 p.m. CT
Wyoming at Texas	Longhorn Network	7 p.m. CT
TCU at Houston	FOX	7 p.m. CT
Kansas at Nevada	CBS Sport Network	9:30 p.m. CT

2023 PRESEASON ALL-BIG 12 FOOTBALL TEAM

Offense

Pos.	Name	School
QB	Jalon Daniels	Kansas
RB	Richard Reese	Baylor
RB	Devin Neal	Kansas
FB	Ben Sinnott	Kansas State
WR	Brennan Presley	Oklahoma State
WR	Xavier Worthy	Texas
WR	Jerand Bradley	Texas Tech
TE	Ja'Tavion Sanders	Texas
OL	Kingsley Suamataia	BYU
OL	Mike Novitsky	Kansas
OL	Cooper Beebe	Kansas State
OL	Kevin Vanks, Jr.	Texas
OL	Zach Frazier	West Virginia
PK	Griffin Kell	TCU
KR/PR	Phillip Brooks	Kansas State

Defense

Pos.	Name	School
DL	Dontay Corleone	Cincinnati
DL	Ethan Downs	Oklahoma
DL	Damonic Williams	TCU
DL	Byron Murphy II	Texas
DL	Jaylon Hutchings	Texas Tech
LB	Collin Oliver	Oklahoma State
LB	Johnny Hodges	TCU
LB	Jaylan Ford &	Texas
DB	TJ Tampa	Iowa State
DB	Cobee Bryant	Kansas
DB	Kobe Savage	Kansas State
DB	Kendal Daniels	Oklahoma State
DB	Josh Newton	TCU
P	Mason Fletcher	Cincinnati

% Offensive Player of the Year & Defensive Player of the Year

BIG 12 PRESEASON POLL

1.	Texas (41)	886
2.	Kansas State (14)	858
3.	Oklahoma (4)	758
4.	Texas Tech (4)	729
5.	TCU (3)	727
6.	Baylor	572
7.	Oklahoma State (1)	470
8.	UCF	463
9.	Kansas	461
10.	Iowa State	334
11.	BYU	318
12.	Houston	215
13.	Cincinnati	202
14.	West Virginia	129

GAME NOTES

- Kansas averaged 5.5 yards per carry in 2022, which ranked ninth among power-five programs and is the most by a Jayhawk team since 1950 with at least 450 attempts in a season. Kansas running backs also accounted for five receiving touchdowns in 2022, the third most among power five programs.
- Kansas' 29 rushing touchdowns in 2022 were the most in a single season since 2007. Kansas running backs accounted for 18 of those touchdowns, the 12th most by a running back unit among power-five programs.
- McDuffie, a transfer from Georgia Tech, played in 29 games through his first three seasons at Buffalo. McDuffie saw his best season as a redshirt sophomore in 2021, rushing for 1,049 yards and 12 touchdowns.
- Morrison is in his second season at Kansas after rushing for 165 yards on 23 carries and one touchdown in 2022. Morrison transferred to Kansas after his redshirt freshman season at Nebraska, where he appeared in seven games, rushing for 116 yards and one touchdown on 30 attempts.
- Locklin provides a versatile option for the Kansas offense, as he recorded his first touchdown of the season against Illinois on Sept. 8. Locklin now has four career receiving touchdowns to his credit. In 2022, Locklin caught eight passes for 155 yards and two touchdowns as a redshirt sophomore, paired with 32 rushing yards and one touchdown.

GOTTA CATCH THEM ALL

- The Kansas wide receivers have been model of consistency under wide receivers coach Terrence Samuel, as 10 different Jayhawks have caught a pass this season, including nine different receivers catching a pass against Illinois on Sept. 8. This isn't the first time Kansas has spread the ball around, at Houston in 2022, 11 different Jayhawks recorded a reception.
- Lawrence Arnold, the Kansas junior from DeSoto, Texas, leads Kansas with nine receptions for 166 yards through the first two games of the season. Against Illinois, Arnold caught five passes for 89 yards.
- In 2022, Arnold caught 44 passes for 716 yards and four touchdowns, all of which were career highs. Arnold knows how to have a big game, hauling in five receptions for 113 yards and two touchdowns against Oklahoma in 2022 and eight receptions for 119 yards in the AutoZone Liberty Bowl. Arnold surpassed 100 receiving yards in three games in 2022 (Oklahoma, Texas Tech, Arkansas).
- Arnold led a wide receivers unit, consisting of junior Luke Grimm, Quentin Skinner, Tanaka Scott, and others, who dropped only five passes in 2022, the fewest among power five programs, according to Pro Football Focus.
- Grimm, a junior from Raymore, Missouri, also had a career year in 2022, catching a career-high 52 passes for 623 yards and six touchdowns. Through the first two games of 2023, Grimm has caught seven passes for 102 yards and a touchdown. Against Missouri State, Grimm recorded his 12th career touchdown reception in the second quarter, tying him for 10th on the KU all-time touchdown reception list with Isaac Byrd (1994-96).

Y'S GUYS

- The Kansas tight ends (nicknamed the Y's guys by Associate Head Coach/Offensive Coordinator Andy Kotelnicki), bring back a wealth of production from a season ago.
- Led by senior Mason Fairchild, who was named to the Mackey Award Preseason Watch List, Jayhawk tight ends

combined for 11 receiving touchdowns in 2022, which ranked atop the Big 12 Conference and third nationally among power five programs at tight end a season ago.

- The tight end unit also combined for 63 receptions, the most receptions among tight ends in the Big 12 Conference and ninth among power five programs.
- Fairchild, a senior from Andale, Kansas, caught six touchdown receptions in 2022, the most by a Jayhawk tight end since 1992.
- Fairchild had the best game of his college career against Oklahoma in 2022, catching six passes for 106 yards and two touchdowns, becoming the first Kansas tight end since Jimmay Mundine in 2014 to record a 100-yard receiving game.
- Dating back to the 2021 season, Fairchild has caught seven touchdown passes in 14 games. He didn't have any touchdowns in his first 29 career games as a Jayhawk.
- Along with Fairchild, Kansas returns Jared Casey and Trevor Kardell to the tight end room. Casey caught 16 passes for 218 yards and three touchdowns in 2022. Casey added his first touchdown of the 2023 season against Illinois on Sept. 8, his seventh career touchdown reception.

BIG BOYS UP FRONT

- Kansas' offensive production has been fueled by its play on the offensive line under the direction of Scott Fuchs.
- The Jayhawks return four of five starters on the offensive line, including Dominick Puni, Michael Ford, Mike Novitsky and Bryce Cabeldue. The only departure was offensive tackle Earl Bostick Jr. to the NFL.
- With four starters returning, Kansas enters Saturday night's game with 211 career starts across the line, which is the 12th most in the country. The offensive line is anchored by Kansas center Mike Novitsky, who has started all 26 games in his Kansas career. Novitsky was named to the Preseason Rimington Trophy Watch List entering the 2023 season for the fourth time in his career and third time as a Jayhawk.
- Through two games, Kansas has allowed just one sack. The Jayhawks allowed only 12 sacks throughout the 2022 season, which was the fewest allowed in the Big 12 Conference and the seventh fewest nationally.
- The turnaround on the offensive line is paramount, considering Kansas allowed 47 sacks in 10 games during the 2020 season prior to Leipold's arrival.
- Not only has the pass blocking been stellar, the offensive line has also paved the way for 184.2 rushing yards per game in 2022, Kansas' highest output since 2012 (211.7).
- Kansas running backs also averaged 2.5 yards before contact per attempt in 2022, which was the fourth most among power five programs, according to PFF.

NEW LOOK D-LINE

- Despite losing all four starters on the defensive line from a season ago, Kansas front four have held up fine, recording seven sacks through the first two games of the season, including six against Illinois on Sept. 8.
- Kansas' six sacks were the most in a game by the Jayhawks since 2009 (at UNLV). Jereme Robinson and Austin Booker each tallied two sacks a piece in the win against Illinois. Robinson currently ranks fifth in the country and first in the Big 12 with 3.0 sacks to his credit.
- Robinson, of Montgomery, Alabama, has played in 30 games over his KU career, with 2022 being his most

AWARDS WATCH

Heading into the 2023 season, a number of Jayhawks have been named to preseason watch lists or teams, as KU brings back a number of playmakers for the 2023 season. Here are the list of Jayhawks earning preseason honors.

Name	Preseason Honor
Lawrence Arnold	Earl Campbell Tyler Rose Award Watch List Athlon Sports Preseason All-Big 12 Fourth Team Phil Steele Preseason All-Big 12 Fourth Team
Cobee Bryant	Chuck Bednarik Award Watch List Jim Thorpe Award Watch List Bronko Nagurski Award Watch List Lott IMPACT Trophy Watch List Preseason All-Big 12 First Team Athlon Sports Preseason All-Big 12 First Team Phil Steele Preseason All-Big 12 First Team
Jalon Daniels	Walter Camp Award Watch List Manning Award Watch List Davey O'Brien Award Watch List Wuerffel Trophy Watch List Maxwell Award Watch List Johnny Unitas Golden Arm Watch List Big 12 Preseason Offensive Player of the Year Preseason All-Big 12 First Team Athlon Sports Preseason All-Big 12 First Team Phil Steele Preseason All-Big 12 Second Team
Mason Fairchild	John Mackey Award Watch List AFCA Good Works Team Athlon Sports Preseason All-Big 12 Third Team Phil Steele Preseason All-Big 12 Third Team
Daniel Hishaw, Jr.	Doak Walker Award Watch List College Football Comeback Player of the Year Watch List
Luke Hosford	Phil Steele Preseason All-Big 12 Third Team
Seth Keller	Lou Groza Award Watch List Phil Steele Preseason All-Big 12 Fourth Team
Kenny Logan, Jr.	Paul Hornung Award Watch List Phil Steele Preseason All-Big 12 First Team Athlon Sports Preseason All-Big 12 Third Team
Rich Miller	Athlon Sports Preseason All-Big 12 Third Team
Devin Neal	Doak Walker Award Watch List Maxwell Award Watch List Preseason All-Big 12 First Team Athlon Sports Preseason All-Big 12 First Team Phil Steele Preseason All-Big 12 First Team
Mike Novitsky	Rimington Trophy Preseason Watch List Preseason All-Big 12 First Team Athlon Sports Preseason All-Big 12 First Team Phil Steele Preseason All-Big 12 Second Team
Devin Phillips	Phil Steele Preseason All-Big 12 Fourth Team
Dominic Puni	Phil Steele Preseason All-Big 12 Second Team Athlon Sports Preseason All-Big 12 Third Team
Craig Young	Phil Steele Preseason All-Big 12 Fourth Team Athlon Sports Preseason All-Big 12 Fourth Team





DE JEREME ROBINSON

productive to-date, forcing and recovering two tackles in 2022. Against Baylor, Robinson stripped quarterback Blake Shapen and returned the fumble 49 yards to setup a touchdown.

- Robinson is just the fifth Jayhawk since at least 2000 with two or more fumble recoveries and forced fumbles in the same season.
- Along with Robinson, Kansas returns defensive end Hayden Hatcher and defensive tackles Tommy Dunn Jr. and DJ Withers, among others. Hatcher recorded a career-high seven tackles, finishing with two solo and five assist tackles against Missouri State and added 2.0 tackles for loss.
- New faces on the defensive line include Dylan Brooks (prev. Auburn), Devin Phillips (prev. Colorado State), Gage Keys (prev. Minnesota), Austin Booker (prev. Minnesota) and Patrick Joyner Jr. (prev. Utah State), all of which saw playing time in the season opener against Missouri State.

NO FLY ZONE

- Through the first two games of the season Kansas has recorded four interceptions, which are the most in the Big 12 and fourth most nationally.
- An All-Big 12 First Team selection in 2022, junior Cobee Bryant enters his junior season as one of the top shutdown corners in college football. Over his career, Bryant has recorded six interceptions, including which were returned for touchdowns. Bryant notched his first interception of the 2023 season against Missouri State.
- Last season, Bryant was targeted 64 times, according to Pro Football Focus, recording 11 pass deflections and three interceptions. Against West Virginia, Bryant intercepted quarterback JT Daniels in overtime and returned it for a touchdown. Bryant's two career interception returns (at Texas, at West Virginia) ties the school record set by Aqib Talib, Patrick Brown and Roger Foote.
- Bryant has earned notoriety by being selected to the Preseason All-Big 12 First Team (Big 12, Phil Steele), Bronko Nagurski Trophy Watch List, Lott IMPACT Preseason Watch List, Chuck Bednarik Award Watch List and Jim Thorpe Award Preseason Watch List.
- Across from Bryant, junior Mello Dotson holds his own, starting in all 13 games in 2022. Dotson added two interceptions and seven passes deflected last season.
- Cornerback Kwinton Lassiter leads the Jayhawks with two interceptions this season, including a clutch fourth quarter interception against Illinois on Sept. 8 to seal the win and his first-career interception against Missouri State on Sept. 1. Lassiter's two interceptions are tied for the second most in the Big 12 Conference and are the third most in the country this season.
- Kwinton Lassiter, son of the late Kwamie Lassiter Sr.,

wears No. 8 in honor of his father. Kwamie Lassiter Sr. played at Kansas from 1992-94 and was a 10-year NFL veteran for the Arizona Cardinals, San Diego Chargers and St. Louis Rams. Kwamie Lassiter II was an All-Big 12 wide receiver for Kansas from 2017-21 and currently plays for the Cincinnati Bengals.

ONE-OF-ONE

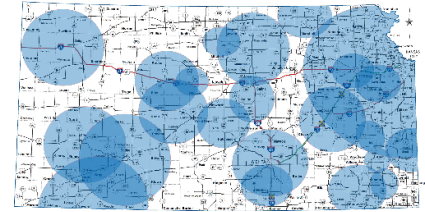
- Safety Kenny Logan Jr. returns for his senior season as a Jayhawk, after leading the team in tackles each of the last three seasons.
- An All-Big 12 Honorable Mention safety in 2022, Logan tallied 106 tackles in 2022, including 72 solo stops and 34 assisted. Logan added seven pass breakups and two interceptions.
- In 2021, Logan led the Big 12 Conference with 113 tackles, which also led all safeties nationally. Throughout his career, Logan has tallied 12 games with at least 10+ tackles, including a career-high 14 tackles at Oklahoma in 2022.
- With his 281 career tackles through 2022, Kenny Logan Jr. ranks fourth in program history in tackles by a defensive back, behind Chris Harris, Darrell Stuckey and LeRoy Irvin. Kansas' experienced safeties unit includes junior OJ Burroughs and redshirt junior Marvin Grant.
- Burroughs took a major step forward in 2022, starting all 13 games and compiling 49 tackles, five pass breakups and two interceptions, all of which were career highs. Burroughs intercepted Arkansas' KJ Jefferson in the AutoZone Liberty Bowl just before halftime, which helped spur Kansas' comeback in the second half.
- Grant transferred to Kansas from Purdue following the 2021 season, where he started all 13 games as a redshirt sophomore in 2021. In his first season as a Jayhawk, Grant appeared in all 13 games, compiled 52 tackles.

KICK'N IT WITH THE SPECIALISTS

- Kansas' special teams will be a mix of new and old from the 2022 season, as Kansas added transfers Seth Keller (prev. Texas State), Charlie Weinrich (prev. Nebraska) and freshman Damon Greaves.
- Keller, a Lou Groza Watch List honoree, was 14-for-16 on field goal attempts with a long of 49 yards, while hitting all 28 of his extra point attempts at Texas State in 2022. He was 4-for-4 on field goals from 20-29 yards, 7-for-8 on attempts from 30-39 yards and 3-for-4 on kicks over 40 yards.
- Through two games this season, Keller is a perfect 4-for-4, including a long of 41 yards. Keller has also connected on 9-of-9 point-after attempts.
- Kansas placekickers Tabor Allen and Owen Piepergerdes, punters Reis Vernon and Grayden Addison and long snappers Luke Hosford and Emory Duggar all return from a season ago. Hosford will return from injury after missing seven games in 2022.



CB MELLO DOTSON



The Jayhawk IMG Radio Network has a footprint stretching across the state of Kansas, providing a highly efficient way to reach multiple demographics and an attentive audience through a single partnership. The Jayhawks are able to offer both local and state-wide exposure during the official pre-game shows, play-by-play broadcast and post-game show.

Abilene/Salina	KDJM-101.7 FM
Coffeyville	KGGF-104.1 FM
*Concordia	KNCK-94.9 FM
Dodge City	KGNO-1370 AM
Emporia	KVOE-1400 AM
Fort Scott	KMDO-1600 AM
Fort Scott	KOMB-103.9 FM
Garden City	KBUF-1030 AM
Glen Elder	KZDY-96.3 FM
Goodland/Colby	KWGB-97.9 FM
Great Bend	KBGL-106.9 FM
Hays	KAYS-1400 AM
Hutchinson	KSKU-94.7 FM
Iola	KIOL-1370 AM
Kansas City	KCTE-1510 AM
Kansas City	KCTE-99.3 FM
Kansas City	WHB-810 AM
Lawrence	KLWN-1320 AM
Lawrence	KLZR-105.9 FM
Liberal	KSCB-1270 AM
Marysville	KNDY-95.5 FM
Parsons	KLKC-1540 AM
*Parsons	KLKC-93.5 FM
Phillipsburg	KKAN-1490 AM
Phillipsburg	KQMA-92.5 FM
Russell	KRSL-95.9 FM
Topeka	KMAJ-1440 AM
*Topeka	KWIC-99.3 FM
Wellington	KLEY-100.3 FM
Wichita	KFH-1240 AM
Wichita	KFH-97.5 FM

*carries games only (does not carry Hawk Talk)
 -- affiliates subject to change, check your local listings

JAYHAWKS IN THE NFL
As of September 10, 2023

Player	Year	Team (Status)
Hakeem Adeniji	4th	Minnesota Vikings (PS)
Dorance Armstrong, Jr.	6th	Dallas Cowboys (Active)
Earl Bostick, Jr.	1st	Dallas Cowboys (PS)
Kwamie Lassiter II	2nd	Cincinnati Bengals (PS)
Lonnie Phelps, Jr.	1st	Cleveland Browns (PS)
Steven Sims, Jr.	5th	Houston Texas (PS)



MAKING THE GRADE

- Through the first two games of the 2023 season, Kansas has an overall PFF grade of 91.1 which ranks 11th in the country and first in the Big 12 Conference.
- Individually, here's a look at the top five graded players by PFF against Illinois.

Offense (20 or more snaps):

1. Devin Neal	86.9
2. Daniel Hishaw Jr.	79.0
3. Luke Grimm	78.1
4. Torry Locklin	76.6
5. Dominick Puni	76.5

Defense (20 or more snaps):

1. Mello Dotson	76.0
2. Cobee Bryant	74.1
3. Austin Booker	73.4
4. Kenny Logan Jr.	70.3
5. JB Brown	68.3

A RICH SITUATION

- Last year's second-leading tackler, senior Rich Miller leads a linebacker unit that returns three starters in Miller, Taiwan Berryhill and Craig Young, while boasting much needed depth in Jayson Gilliom, Cornell Wheeler and JB Brown, among others.
- Miller finished the 2022 season with a career-high 94 tackles and an interception. Young, an Ohio State transfer following the 2021 season, was third on the team in tackles in 2022, adding 60 tackles and 5.5 tackles-for loss.
- Miller has three career 10+ tackles games to his credit, including a career-high 14 tackles at Duke in 2021. Last season, Miller led the team in tackles on three occasions, including a season-high 12 tackles in the win at West Virginia and 11 tackles in the AutoZone Liberty Bowl.
- Among the starters, Kansas returns 200 tackles from a season ago.
- Kansas also added transfer JB Brown from Bowling Green. While at Bowling Green, Brown played in 30 games with a career-high 53 tackles and 4.5 tackles-for-loss in 2022.
- Through two games, Brown is tied for the team lead with 10 tackles (5 solo, 5 assist) and tackles for loss with 3.0. He added his first sack in a Kansas uniform against Illinois and has been credited with two pass breakups in the first two weeks of the season.
- Returning from injury, redshirt sophomore Jayson Gilliom will look to make an impact at linebacker. Gilliom last saw the field in 2021 where he played in all 12 games as a true freshman, starting three at safety.

THE UNIVERSITY OF KANSAS GATEWAY DISTRICT

- On August 15, the University of Kansas and Kansas Athletics announced its plans for the transformational Gateway District, which will feature a reimagined David Booth Kansas Memorial Stadium, a new conference center and multi-use facilities that will enable year-round use and drive economic development in Lawrence. Plans for the district also include a combination of new retail, dining and other amenities that will drive student recruitment and enhance the campus experience for KU students and employees.
- The project will be completed in a multi-phased approach. The first phase of the project will include additional renovations to, and expansion of, Anderson Family Football Complex, the training hub for Kansas Football. Additionally, the first phase will include the construction of new southwest, west, and north sides of David Booth Kansas Memorial Stadium, as well as a new conference center on the north end.
- Construction on the first phase will begin at the conclusion of the 2023 football season and will be completed by the beginning of the 2025 season. Kansas Football will continue to play at David Booth Kansas Memorial Stadium during construction and will have reduced capacity for the 2024 season.
- For more information on the Gateway District, visit KUGatewayDistrict.com.

NEW LOCKER ROOM AND WEIGHT ROOM

- Unveiled in early August, Kansas Football has a new state-of-the-art locker room and weight room.
- The locker room is a 8,000-square foot space that is equipped with 124 lockers that feature super custom cushioned seats designed specifically for football players.
- The lockers are also equipped with extensive storage space for players, air flow to dry equipment, designated space for shoulder pads, shoe storage and more.
- The weight room features state-of-the-art equipment that is customized for the pressure training needs of the team. The equipment is brand new throughout the weight room.
- The weight room features 15,000-square feet and is equipped with 18 platform weight racks and a new artificial turf area.
- Kansas' new weight room also features a major investment into sports science with more force plates and 1080sprint, a portable resistance training and testing device for sprints and change of direction movements.

100-YARD RUSHING GAMES (PAST 10 YEARS)

YDS.	INDIVIDUAL	OPPONENT	DATE
109	James Sims, Sr.	Rice	2013
129	James Sims, Sr.	Oklahoma	2013
211	James Sims, Sr.	West Virginia	2013
114	James Sims, Sr.	Iowa State	2013
121	De'Andre Mann, Jr.	SEMO	2014
103	Corey Avery, Fr.	Iowa State	2014
101	Tony Pierson, Sr.	Iowa State	2014
157	Ke'aun Kinner, Jr.	S. Dakota St.	2015
113	Ke'aun Kinner, Jr.	Memphis	2015
107	De'Andre Mann, Sr.	Texas Tech	2015
145	Ke'aun Kinner, Sr.	Oklahoma State	2016
152	Ke'aun Kinner, Sr.	Iowa State	2016
137	Khalil Herbert, So.	Ohio	2017
291	Khalil Herbert, So.	West Virginia	2017
125	Pooka Williams Jr.,	Central Mich.	2018
163	Pooka Williams Jr.,	Rutgers	2018
252	Pooka Williams Jr.,	Oklahoma	2018
103	Pooka Williams Jr.,	Texas	2018
121	Pooka Williams Jr.,	Boston College	2019
187	Khalil Herbert	Boston College	2019
137	Pooka Williams Jr.,	Oklahoma	2019
190	Pooka Williams Jr.,	Texas	2019
154	Pooka Williams Jr.,	Iowa State	2019
116	Pooka Williams Jr.,	Baylor	2019
100	Amari Pesek-Hickson, Fr.	TCU	2020
100	Jason Bean, Jr.	Coastal Carolina	2021
107	Devin Neal, Fr.	Duke	2021
100	Devin Neal, Fr.	Oklahoma	2021
143	Devin Neal, Fr.	Texas	2021
108	Devin Neal, So.	Tennessee Tech	2022
123	Jalon Daniels, Jr.	Houston	2022
224	Devin Neal, So.	Oklahoma State	2022
190	Devin Neal, So.	Texas Tech	2022
120	Devin Neal, Jr.	Illinois	2023

100-YARD RECEIVING GAMES (PAST 10 YEARS)

REC/YDS	INDIVIDUAL	OPPONENT	YR.
6-118	Tony Pierson, Jr.	Texas Tech	2013
5-101	Nigel King, Jr.	Iowa State	2014
5-128	Nigel King, Jr.	TCU	2014
7-137	Jimmay Mundine, Sr.	TCU	2014
6-115	Tre' Parmalee, Sr.	Oklahoma State	2015
5-124	Steven Sims Jr., So.	Rhode Island	2016
4-114	Steven Sims Jr., So.	Ohio	2016
8-131	LaQuionte Gonzalez, Jr.	TCU	2016
9-101	Steven Sims Jr., So.	TCU	2016
6-106	LaQuionte Gonzalez, Jr.	Oklahoma State	2016
9-124	Steven Sims Jr., So.	West Virginia	2016
5-127	LaQuionte Gonzalez, Jr.	Kansas State	2016
4-147	Steven Sims Jr., Jr.	SEMO	2017
5-102	Steven Sims Jr., Jr.	Texas Tech	2017
9-233	Steven Sims Jr., Jr.	Kansas State	2017
5-113	Steven Sims Jr., Sr.	Kansas State	2018
7-102	Pooka Williams Jr., Fr.	TCU	2018
8-121	Andrew Parchment, Jr.	Indiana State	2019
8-100	Andrew Parchment, Jr.	Boston College	2019
5-132	Andrew Parchment, Jr.	West Virginia	2019
5-131	Stephon Robinson Jr., Jr.	Oklahoma	2019
7-109	Andrew Parchment, Jr.	Texas Tech	2019
6-186	Stephon Robinson Jr., Jr.	Texas Tech	2019
7-116	Kwamie Lassiter II, Sr.	TCU	2020
5-122	Trevor Wilson, So.	Duke	2021
7-101	Kwamie Lassiter II, S-Sr.	Oklahoma	2021
8-101	Kwamie Lassiter II, S-Sr.	TCU	2021
4-105	Luke Grimm, So.	West Virginia	2021
6-106	Mason Fairchild, Jr.	Oklahoma	2022
5-113	Lawrence Arnold, Jr.	Oklahoma	2022
6-110	Devin Neal, So.	Oklahoma State	2022
10-167	Luke Grimm, Jr.	Arkansas	2022
8-119	Lawrence Arnold, Jr.	Arkansas	2022



OPPONENT BREAKDOWN



NEVADA WOLFPAK
0-2, 0-0 MWC



HEAD COACH KEN WILSON
Career Record: 2-12 (2nd season)
Record at Nevada: 2-12 (2nd season)

NEVADA STATISTICAL LEADERS

PASSING	Comp	Att	Yds	Int	Pct	TD	YPG
Brendon Lewis	30	53	286	1	56.6	0	143.0
AJ Bianco	12	19	173	1	63.2	1	86.5

RUSHING	Att	Yds	Avg	TD	Lg	Avg/G
Sean Dollars	18	81	4.5	1	33	40.5
Ashton Hayes	15	27	1.8	0	8	13.5
Brendon Lewis	17	24	1.4	0	14	12.0

RECEIVING	Rec	Yds	Avg	TD	Lg	Avg/G
Jamaal Bell	16	188	11.8	1	77	94.0
John Jackson III	5	72	14.4	0	33	36.0
Sean Dollars	5	47	9.4	0	26	23.5
Spencer Curtis	4	86	21.5	0	73	43.0

DEFENSE	Solo	Ast	Total	TFL-Yds	Sacks-Yds	INT-Yds
Richard Toney Jr.	9	3	12	0-0	0-0	0-0
Tongiaki Matealona	8	2	10	2.0-9	1.0-8	0-0
Emany Johnson	6	2	8	1.0-4	0-0	0-0
Aedan Seiuli	3	3	6	0-0	0-0	0-0
KK Meier	4	1	5	0-0	0-0	0-0
Jackson LaDuke	3	2	5	1.0-4	0-0	0-0



MACKAY STADIUM CAPACITY: 30,000

Since the early 1900s, Nevada football teams have played in facilities named after university benefactor Clarence Mackay. Until the mid-1960s, Mackay Stadium was a small field located in the bowl that currently houses the Reynolds School of Journalism. The modern Mackay Stadium was completed in 1965 with an initial seating capacity of 7,500. The facility has been expanded several times in the last 15 years and now seats 30,000.

The first game at the "new" Mackay Stadium established the Wolf Pack's winning tradition in its home facility when, led by quarterback Chris Ault, Nevada turned in a 17-13 win over UC Santa Barbara on Oct. 1, 1966. Since then, Mackay has been one of the top homefield advantages in the nation.

In 2015, Sporting News also elected Mackay Stadium as the top venue in the Mountain West, stating that "when the Wolf Pack is winning, this is a loud and tough place to play".

In the late 1980's and early 1990's, with Division I-A status in mind, then Athletics Director Ault began to investigate the process of expanding Mackay Stadium. More than \$6 million worth of fundraising later, the stadium boasted a spectacular skybox complex on the west side with 48 permanent suites and impressive media and stadium club facilities. Add 12 suites and the upper deck on the east side, an improved scoreboard, and vastly improved restroom capacities, and it is no wonder Nevada led the Big West in attendance in seven of its eight years in the league. The 1997 season provided two of the top three crowds of all time as over 30,000 came out for the Oregon and UNLV games in September.

On Sept. 7, 2013, prior to the Pack's home opener against UC Davis, the playing surface at Mackay Stadium was dedicated as Chris Ault Field in a pre-game ceremony.

On Dec. 5, 2014, a little over two years after Nevada moved to the Mountain West Conference, the Nevada System of Higher Education (NSHE) Board of Regents approved an \$11.5 million plan to renovate Mackay Stadium. As part of the renovation plan was a two-story, 2,800-square foot restroom facility located on the southwest corner of the stadium that was finished in time for the home opener in 2015.

TEAM COMPARISON



NCAA TEAM RANKINGS

Category	KU	NEV
Rushing Offense	5th	117th
Passing Offense	43rd	74th
Total Offense	10th	117th
Scoring Offense	25th	127th
Rushing Defense	53rd	114th
Passing Defense	37th	130th
Total Defense	30th	131st
Scoring Defense	58th	129th
Net Punting	98th	97th
Punt Returns	131st	105th
Kickoff Returns	31st	99th
Turnover Margin	43rd	103rd
Time of Possession	8th	51st

KANSAS RANKINGS

Category	Avg./Game	Big 12	NCAA
Rushing Offense	253.5	2nd	5th
Passing Offense	276.5	9th	43rd
Total Offense	530.0	2nd	10th
Scoring Offense	41.0	5th	25th
Rushing Defense	106.5	8th	53rd
Passing Defense	172.5	2nd	37th
Total Defense	279.0	5th	30th
Scoring Defense	20.0	9th	58th
Net Punting	37.0	13th	98th
Punt Returns	-2.0	14th	131st
Kickoff Returns	25.5	4th	31st
Turnover Margin	0.5	7th	43rd
Time of Possession	35:13	1st	8th

NEVADA RANKINGS

Category	Avg./Game	MWC	NCAA
Rushing Offense	83.5	12th	128th
Passing Offense	229.5	5th	74th
Total Offense	313.0	11th	117th
Scoring Offense	10.0	12th	127th
Rushing Defense	182.5	12th	114th
Passing Defense	383.0	11th	130th
Total Defense	565.5	12th	131st
Scoring Defense	49.5	11th	129th
Net Punting	37.1	9th	97th
Punt Returns	0.0	9th	105th
Kickoff Returns	16.2	9th	99th
Turnover Margin	-1.0	11th	103rd
Time of Possession	31:00	7th	51st

SERIES HISTORY

Kansas vs. the MWC
(formed in 1999)

9/25/99	vs. San Diego State	L	13-41
11/24/01	vs. Wyoming	W	27-14
9/7/02	at UNLV	L	20-31
9/6/03	vs. UNLV	W	46-24
9/13/03	at Wyoming	W	42-35

Kansas All-Time vs. Current MWC Members

	G	W	L	T	FIRST/LAST
Colorado State	4	4	0	0	1931/1993
Hawaii	1	1	0	0	1985/1985
New Mexico	3	2	1	0	1968/1970
San Diego State	1	0	1	0	1999/1999
UNLV	2	1	1	0	2002/2003
Utah State	1	1	0	0	1986/1986
Wyoming	6	4	1	1	1961/2003
Totals	18	13	4	1	1931/2003



LANCE LEIPOLD HEAD COACH

Lance Leipold, a six-time National Champion, a five-time conference coach of the year and the fastest coach in NCAA history to reach 100 career wins, was named the 41st head coach in Kansas Football history on April 30, 2021.

Leipold's track record as a program builder showed itself early in his time in Lawrence, leading the Jayhawks to its first-ever program win in Austin, Texas in 2021, followed by Kansas' first-ever win over West Virginia in Morgantown in 2022. In just his second year at the helm, Leipold engineered Kansas to its first 5-0 start of the season since 2009, guiding Kansas to its first national rankings in 675 weeks. Soon after, Kansas Football hosted ESPN's College GameDay for the first time in program history on October 8, 2022.

Leipold helped Kansas to secure its first bowl eligibility with a win over No. 18 Oklahoma State on November 5, 2022, giving Kansas its first bowl berth since 2008. Kansas' ranked win was the first since 2010, snapping a 44-game losing streak to AP ranked opponents, while it was Kansas's first ranked win against a conference opponent at home since 2005.

Leipold arrived at Kansas after a successful six-year stay at Buffalo, where in his final three seasons, he posted three straight winning seasons for the first time in 20 years. He won 24 games over the final three seasons, which included a seven-game shortened-season schedule in 2020 because of the COVID-19 pandemic, marking the most successful three-year run in Buffalo history.

A proven winner with a strong track record for player development, Leipold served as the head coach at Wisconsin-Whitewater for eight seasons from 2007 to 2014, capturing six NCAA Division III national

championships and tallying an astounding record of 109-6.

After taking over a rebuilding Buffalo program that went 7-17 in his first two seasons, Leipold put together a record of 30-16 over his final four seasons, including three bowl appearances and two bowl victories with the Bulls.

Leipold had a 2020 season at Buffalo that brought unprecedented success to the program. The Bulls went a perfect 5-0 in the regular season and won the MAC East Division title for the second-straight year. Leipold's squad also beat Marshall in the Camellia Bowl for the program's second ever bowl win and second in as many years.

Buffalo also appeared in the Associated Press Top 25 at No. 24 on December 6, 2020, marking the first-time in school history the Bulls appeared in the national rankings. The team finished the season ranked 25th in both the AP poll and the Amway Coaches Poll. Leipold was named the MAC Coach of the Year for the second time in his career after the record-breaking season.

Showcasing his pristine reputation for player development and a keen eye for recruiting, Buffalo tied a school-record with 12 All-MAC selections in 2020, all of whom were recruited by Leipold. Running back Jaret Patterson led the way, rushing for 1,072 yards in just six games, including a 409-yard performance against Kent State, which is the second-best performance in FBS history.

Patterson was named the winner of the Vern Smith Leadership Award, given to the MVP of the MAC and was also named the MAC Offensive Player of the Year under Leipold's tutelage.

THE LEIPOLD FILE

- Position:** Head Coach
- Alma Mater:** Wisconsin-Whitewater, 1987
- Wife:** Kelly
- Children:** Lindsey and Landon

COACHING HISTORY

- 2021-present** Kansas (Head Coach)
- 2015-21** Buffalo (Head Coach)
- 2007-14** Wisconsin Whitewater (Head Coach)
- 2004-06** Nebraska-Omaha (Assistant Head Coach/Offensive Coordinator)
- 2001-03** Nebraska (Administrative Assistant/Recruiting)
- 1991-93** Wisconsin (Graduate Assistant)
- 1990** Wisconsin-Whitewater (Assistant Coach)
- 1989** Doane (Assistant Coach)
- 1988** Wisconsin-Whitewater (Wide Receivers)
- 1987** Wisconsin-Whitewater (Quarterbacks)

Buffalo also had 12 all-conference players in 2019, a season that culminated in the school's first-ever bowl victory – a 31-9 win over Charlotte in the Makers Wanted Bahamas Bowl. The 2019 team featured one of the best defenses in the school's history. Buffalo ranked seventh nationally in total defense, allowing 291.9 yards per game. The Bulls were also fourth nationally against the run, allowing 94.2 yards per game.

In 2018, Buffalo won 10 games in a season for the first time ever in program history. Leipold's team went 7-1 in MAC play and won the East Division title. The Bulls also won 42-13 at Rutgers, marking the school's first-ever win over a Power 5 opponent. He was named the MAC Coach of the Year and was also a semifinalist for the George Munger College Coach of the Year Award.

In that 2018 season, the Buffalo offense had a record-breaking season. Buffalo scored 484 points, 64 touchdowns and totaled 5,803 yards of total offense, establishing new school records in each category. Quarterback Tyree Jackson was named the MAC Offensive Player of the Year, while Patterson earned MAC Freshman of the Year honors.

In Leipold's third season in 2017, the Bulls gained bowl

eligibility for just the third time as an FBS program. The Bulls offense averaged 432 yards per game and led the conference in passing yards per game at 291. Showing an ability for explosive plays, Buffalo produced 20 plays of 45 or more yards on the season.

Leipold became the head coach at Buffalo in December of 2014 after a triumphant career as the head coach at Wisconsin-Whitewater, which saw him earn six National Coach of the Year awards. In his first season there in 2007, the Warhawks went 14-1 and won the Division III national championship. In 2008, the team made it back to the title game and fell to Mount Union.

Wisconsin-Whitewater then went 45-0 over the next three seasons, winning three straight national championships. After a 7-3 campaign in 2012, Whitewater went 30-0 combined in 2013 and 2014 winning two more national titles with Leipold at the helm.

During his time there, Warhawk players totaled 56 All-America honors, with running back Justin Beaver winning the Gagliardi Trophy as the top player in Division III. Brent Allen won the Division III Rimington Award as the top center. Running back Levell Coppage

earned D3Football.com Offensive Player of the Year honors, while Cole Klotz won those honors on the defensive side.

Leipold, a native of Jefferson, Wisconsin, began his coaching career at Whitewater in 1987 as a quarterbacks coach. He moved to the University of Wisconsin in 1991, where he served as a graduate assistant for Barry Alvarez for three seasons and helped the Badgers win a Big Ten title and a Rose Bowl appearance in 1993.

He then served as an assistant coach at Division II Nebraska-Omaha from 1994-2000, helping the Mavericks become three-time conference champions. He was promoted to offensive coordinator in 2000, before moving on to Nebraska where he worked for Frank Solich for four seasons. He then returned to Nebraska-Omaha for three years as the associate head coach and offensive coordinator, before moving on to Wisconsin-Whitewater in 2007.

Leipold is a 1987 graduate of Wisconsin-Whitewater, where he was a standout quarterback.

Leipold and his wife Kelly, have a daughter, Lindsey, and a son, Landon.

YEAR-BY-YEAR AS HEAD COACH

YEAR	TEAM	RECORD	BOWL	NOTES
2023	Kansas	2-0		
2022	Kansas	6-7	Autozone Liberty Bowl	First Bowl game since 2008, First AP rank since 2009
2021	Kansas	2-10		First Big 12 Road win since 2008
2020	Buffalo	6-1	Camellia	Ranked No. 25
2019	Buffalo	8-5	Bahamas	1st Postseason Ranking in School History
2018	Buffalo	10-4	Dollar General	1st Bowl Win in School History
2017	Buffalo	6-6		1st 10-win Season in School History
2016	Buffalo	2-10		
2015	Buffalo	5-7		
2014	Wisconsin-Whitewater	15-0		Division III National Champs
2013	Wisconsin-Whitewater	15-0		Division III National Champs
2012	Wisconsin-Whitewater	7-3		
2011	Wisconsin-Whitewater	15-0		Division III National Champs
2010	Wisconsin-Whitewater	15-0		Division III National Champs
2009	Wisconsin-Whitewater	15-0		Division III National Champs
2008	Wisconsin-Whitewater	13-2		
2007	Wisconsin-Whitewater	14-1		Division III National Champs

Wisconsin-Whitewater (8 years): 109-6

Buffalo Record (6 years): 37-33

Kansas Record (2 years): 10-17

Career Record (15 years): 155-56

YEAR-BY-YEAR AS ASSISTANT COACH

YEAR	TEAM	RECORD	BOWL	NOTES
2006	Nebraska-Omaha	8-3		Division II Playoffs; Conference Champs
2005	Nebraska-Omaha	8-3		Division II Playoffs; Conference Champs
2004	Nebraska-Omaha	8-3		Conference Champs
2003	Nebraska	10-3	Alamo	Ranked No. 19
2002	Nebraska	7-7	Independence	
2001	Nebraska	11-2	Rose	Ranked No. 8
2000	Nebraska-Omaha	11-2		Division II Playoffs; Conference Champs
1999	Nebraska-Omaha	7-4		
1998	Nebraska-Omaha	9-3		Division II Playoffs; Conference Champs
1997	Nebraska-Omaha	8-3		
1996	Nebraska-Omaha	10-2		Division II Playoffs; Conference Champs
1995	Nebraska-Omaha	3-8		
1994	Nebraska-Omaha	1-10		
1993	Wisconsin	10-1-1	Rose	Ranked No. 6
1992	Wisconsin	5-6		
1991	Wisconsin	5-6		
1990	Wisconsin-Whitewater	10-1		Division III Playoffs; Conference Champs
1989	Doane	5-4-1		
1988	Wisconsin-Whitewater	9-3		Division III Playoffs; Conference Champs
1987	Wisconsin-Whitewater	7-3-1		

Head Coach at Kansas

2023 (2-0, 0-0)

DATE	OPPONENT	RESULT
9-1-23	Missouri State	W, 48-17
9-8-23	Illinois	W, 34-23
9-16-23	at Nevada	
9-23-23	BYU*	
9-30-23	at Texas*	
10-7-23	UCF*	
10-14-23	at Oklahoma State*	
10-28-23	Oklahoma*	
11-4-23	at Iowa State*	
11-11-23	Texas Tech*	
11-18-23	Kansas State*	
11-25-23	at Cincinnati*	

2022 (6-7, 3-6) Big 12: T-7th

DATE	OPPONENT	RESULT
9-2-22	Tennessee Tech	W, 56-10
9-10-22	at West Virginia*	W, 55-42 (OT)
9-17-22	at Houston	W, 48-30
9-24-22	Duke	W, 35-27
10-1-22	Iowa State*	W, 14-11
10-8-22	#17 TCU*	L, 31-38
10-15-22	at Oklahoma*	L, 42-52
10-22-22	at Baylor*	L, 23-35
11-5-22	#18 Oklahoma State*	W, 37-16
11-12-22	at Texas Tech*	L, 28-43
11-19-22	Texas*	L, 14-55
11-26-22	at #12 Kansas State*	L, 27-47
12-28-22	Arkansas	L, 53-55 (3OT)

AutoZone Liberty Bowl (Memphis, Tenn.)

(2-10, 1-8) Big 12: 10th

DATE	OPPONENT	RESULT
9-3-21	South Dakota	W, 17-14
9-10-21	at Coastal Carolina	L, 22-49
9-18-21	Baylor*	L, 7-45
9-25-21	at Duke	L, 33-52
10-2-21	at Iowa State*	L, 7-59
10-16-21	Texas Tech (HC)*	L, 14-41
10-23-21	Oklahoma*	L, 23-35
10-30-21	at Oklahoma State*	L, 3-55
11-6-21	Kansas State*	L, 10-35
11-13-21	at Texas*	W, 57-56 (OT)
11-20-21	at TCU*	L, 28-31
11-27-21	West Virginia*	L, 28-34

Head Coach at Buffalo

2020 (6-1, 5-1) MAC East: 1st

DATE	OPPONENT	RESULT
11-4-20	at Northern Illinois*	W, 49-30
11-10-20	Miami (OH)*	W, 42-10
11-17-20	at Bowling Green*	W, 42-17
11-28-20	Kent State*	W, 70-41
12-12-20	Akron*	W, 56-7
12-18-20	Ball State	L, 28-38

MAC Championship (Detroit, Mich.)

12-25-20	Marshall	W, 17-10
----------	----------	----------

Camelia Bowl (Montgomery, Ala.)

2019 (8-5, 5-3) MAC East: T-2nd

DATE	OPPONENT	RESULT
8-29-19	Robert Morris	W, 38-10
9-7-19	at #15 Penn State	L, 13-45
9-14-19	at Liberty	L, 17-35
9-21-19	Temple	W, 38-22
9-28-19	at Miami (OH)*	L, 20-34
10-5-19	Ohio*	L, 20-21
10-19-19	at Akron*	W, 21-0
10-26-19	Central Michigan*	W, 43-20
11-2-19	at Eastern Michigan*	W, 43-13
11-14-19	at Kent State*	L, 27-30
11-20-19	Toledo*	W, 49-30
11-29-19	Bowling Green*	W, 49-7
12-20-19	Charlotte	W, 31-9

Makers Wanted Bahamas Bowl (Nassau, Bahamas)

2018 (10-4, 7-1) MAC East: 1st

DATE	OPPONENT	RESULT
9-1-18	Delaware State	W, 48-10
9-8-18	at Temple	W, 36-29
9-15-18	Eastern Michigan*	W, 35-28
9-22-18	at Rutgers	W, 42-13
9-29-18	Army	L, 13-42
10-6-18	at Central Michigan*	W, 34-24
10-13-18	Akron*	W, 24-6
10-20-18	at Toledo*	W, 31-17
10-30-18	Miami (OH)*	W, 51-42
11-6-18	Kent State*	W, 48-14
11-14-18	at Ohio*	L, 17-52
11-23-18	at Bowling Green*	W, 44-14
11-30-18	Northern Illinois*	L, 29-30

MAC Championship (Detroit, Mich.)

12-22-18	Troy	L, 32-42
----------	------	----------

Dollar General Bowl (Mobile, Ala.)

2017 (6-6, 4-4) MAC East: 3rd

DATE	OPPONENT	RESULT
8-31-17	at Minnesota	L, 7-17
9-9-17	at Army	L, 17-21
9-16-17	Colgate	W, 33-10
9-23-17	Florida Atlantic	W, 34-31
9-30-17	at Kent State*	W, 27-13
10-7-17	Western Michigan	L, 68-71
10-14-17	Northern Illinois*	L, 13-14
10-21-17	Miami (OH)*	L, 14-24
10-28-17	at Akron*	L, 20-21
11-7-17	Bowling Green*	W, 38-28
11-16-17	at Ball State*	W, 40-24
11-24-17	Ohio*	W, 31-24

2016 (2-10, 1-7) MAC East: 6th

DATE	OPPONENT	RESULT
9-2-16	Albany	L, 16-22
9-17-16	at Nevada	L, 14-38
9-24-16	Army	W, 23-20
10-1-16	at Boston College	L, 3-35
10-8-16	Kent State*	L, 20-44
10-15-16	Ball State*	L, 21-31
10-22-16	at Northern Illinois*	L, 7-44
10-27-16	Akron*	W, 41-20
11-3-16	at Ohio*	L, 10-34
11-12-16	Miami (OH)*	L, 24-35
11-19-16	at Western Michigan*	L, 0-38
11-25-16	at Bowling Green*	L, 19-27

2015 (5-7, 13-5) MAC East: 4th

DATE	OPPONENT	RESULT
9-5-15	Albany	W, 51-14
9-12-15	at Penn State	L, 14-27
9-19-15	at Florida Atlantic	W, 33-15
9-26-15	Nevada	L, 21-24
10-3-15	Bowling Green*	L, 22-28
10-17-15	at Central Michigan*	L, 14-51
10-24-15	Ohio*	W, 41-17
10-29-15	at Miami (OH)*	W, 29-24
11-5-15	at Kent State*	W, 18-17
11-11-15	Northern Illinois*	L, 30-41
11-21-15	at Akron*	L, 21-42
11-27-15	Massachusetts*	L, 26-31



ALL-TIME AGAINST (47-50) VS. DIVISION I

OPPONENT	RECORD
Akron	4-2
Albany	1-1
Arkansas	0-1
Army	1-2
Ball State	1-2
Baylor	0-2
Boston College	0-1
Bowling Green	4-2
BYU	0-0
Central Michigan	2-1
Charlotte	1-0
Cincinnati	0-0
Coastal Carolina	0-1
Colgate	1-0
Duke	1-1
Delaware State	1-0
Eastern Michigan	2-0
Florida Atlantic	2-0
Houston	1-0
Illinois	1-0
Iowa State	1-1
Kansas State	0-2
Kent State	4-2
Liberty	0-1
Marshall	1-0
Massachusetts	0-1
Miami (Ohio)	3-3
Minnesota	0-1
Missouri State	1-0
Nevada	0-2
Northern Illinois	1-4
Ohio	2-3
Oklahoma	0-2
Oklahoma State	1-1
Penn State	0-2
Robert Morris	1-0
Rutgers	1-0
South Dakota	1-0
TCU	0-2
Temple	2-0
Tennessee Tech	1-0
Texas	1-1
Texas Tech	0-2
Toledo	2-0
Troy	0-1
UCF	0-0
West Virginia	1-1
Western Michigan	0-2

2023 Opponents in BOLD

COACHING STAFF

GAMEDAY:
PRESS BOX



ANDY KOTELNICKI

Associate Head Coach/Offensive Coordinator - Tight Ends (Third Season)

In his third season at KU...Was promoted to Associate Head Coach in December 2022... Jayhawks posted six games of 500+ yards in 2022, including 603 in the AutoZone Liberty Bowl...Has coached with Leipold since 2013 at Wisconsin-Whitewater.

GAMEDAY:
PRESS BOX



BRIAN BORLAND

Defensive Coordinator - Safeties (Third Season)

In his third season at KU...Has coached seven All-Big 12 selections, one NFL Draft pick and two others who signed as undrafted free agents...In 2022, helped KU to first bowl game since 2008... Has coached alongside Leipold since 2007 at Wisconsin-Whitewater.

GAMEDAY:
FIELD



SCOTT FUCHS

Assistant Coach - Offensive Line (Third Season)

In his third season at KU...Jayhawks OL ranked No. 7 in NCAA for fewest sacks allowed in 2022... Three players earned All-Big 12 honors and LT Earl Bostick signed with NFL's Dallas Cowboys... Has been with Leipold since 2015 at Buffalo, previously together from 2003-06 at Omaha.

GAMEDAY:
PRESS BOX



TAIWO ONATOLU

Assistant Coach - Defensive Ends/ Special Teams Coordinator (Third Season)

In his third season at KU, and second as an on-field assistant...Was previously an analyst during the 2021 season...Has coached with Leipold since 2015 at Buffalo...Played at Nebraska-Omaha while Leipold, Fuchs and Samuel were on coaching staff.

GAMEDAY:
FIELD



JIM PANAGOS

Assistant Coach - Defensive Tackles (Second Season)

Joined the KU coaching staff in February 2022... Came to Kansas with 20+ years of collegiate and NFL experience...Senior DT Caleb Sampson signed as UDFA with Indianapolis Colts following his first season...Most recently coached at Rutgers (2020-21) and Minnesota (2019).

GAMEDAY:
FIELD



JORDAN PETERSON

Assistant Coach - Defensive Backs/ Defensive Pass Game Coordinator (Fourth Season)

In his fourth season overall at Kansas and second as on-field assistant under Leipold...Elevated to Defensive Pass Game Coordinator for the 2023 season...Previously safeties coach, where he mentored Kenny Logan Jr. to a standout sophomore season.

GAMEDAY:
FIELD



TERRENCE SAMUEL

Assistant Coach - Wide Receivers (Second Season)

Came to Kansas in December 2021 as WR Coach...KU averaged 254.4 yards through the air in 2022, with 144 receptions for more than 2,000 yards and 15 TDs for the WR group...Coached alongside Leipold and Fuchs at Nebraska-Omaha in the mid-2000's.

GAMEDAY:
FIELD



CHRIS SIMPSON

Assistant Coach - Linebackers (Third Season)

In his third season at Kansas...Has been with Leipold since joining the staff at Buffalo in 2015...Assisted as KU started the 2022 season 5-0 and advanced to first bowl game since 2008...Coached alongside Onatolu at Nebraska-Omaha.

GAMEDAY:
FIELD



JONATHAN WALLACE

Assistant Coach - Running Backs (Fourth Season)

Recognized on 247Sports 30 Under 30 list heading into 2023...In his fourth season at Kansas, third under Coach Leipold...Jayhawks rushed for 2,395 yards - 184.2 per game - and 29 touchdowns in 2022...Played on 2023 SEC Championship team at Auburn.

GAMEDAY:
FIELD



JIM ZEBROWSKI

Assistant Coach - Quarterbacks (Third Season)

Veteran QB Coach with Big Ten and MAC experience...Mentored two 1,000-yard passers in 2022, including QB Jalon Daniels who threw for 2,014 yards and 18 TDs...Serving under Leipold for the third time: 2017-20 at Buffalo; 2007-09 at Wisconsin-Whitewater.

SUPPORT STAFF

Coaches

Matt Lubick (Senior Analyst - Offense)
Mark DeLeone (Senior Analyst - Defense)
Zac Barton (Analyst - Special Teams)
Aaron Miller (Analyst - Special Teams)
Oscar Rodriguez (Analyst - Defense)
Joe Dailey (Analyst - Offense)
Bill Queisert (Analyst - Offense)
Sean Snyder (Special Assistant to the HC)
Brian Stoldt (Quality Control - Defense)
Teril Boldiis (Graduate Assistant - Offense)
Chris Labidou (Graduate Assistant - Offense)
Quentin Carter (Graduate Assistant - Defense)
Donavon Nathaniel (Graduate Assistant - Def.)

Strength & Conditioning

Matt Gildersleeve (Dir. of Sports Performance)
Conor McNally (Asst. Sports Performance Coach)
Eric Scott (Asst. Sports Performance Coach)
Patrick Hampton (Asst. Sports Performance Coach)
Chula Loomis (Asst. Sports Performance Coach)

Administration

Collin Sexton (Associate AD/Sport Admin)
Rob Ianello (General Manager)
Michael Painter (Director of Operations)
Nadia Jackson (Assistant Dir. of Operations)
Grant Murray (Director of Player Personnel)

Recruiting

Billy Bonneau (Asst. Director of Player Personnel)
Scott Aligo (Director of Scouting)
Greg Svarczkopf (Director of Recruiting)
LaChelle Stanley (Dir. of On-Campus Recruiting)
Hayley Goldin (Asst. Dir. of On-Campus Rec.)

Kansas Team Health

Trent Carter (Director of Athletic Training)
Madison Beene (Assistant Athletic Trainer)
Jake Rosenfeldt (Assistant Athletic Trainer)
Cody Deardorff (Assistant Athletic Trainer)
Stacey Potter-McGill (Director of Perf. Nutrition)
Megan McCann (Performance Nutrition Assistant)

Player Development

Darrell Stuckey II (Director of Football Relations)
Ashley Goodman (Director of Player Development)

Video

Jimmy Le (Director of Football Video)
John Lintner (Asst. Director of Football Video)

Creative

Matt Holland (Dir. of Football Creative Video)
Traylor Kryger (Dir. of Football Creative/Social)
Parson Covington (Graphic Designer)

GAME THREE DEPTH CHART

Depth chart compiled by the Kansas football athletics communications office.

OFFENSE

LT	67	Dominick Puni	6-5	320	RS-Sr.	St. Charles, Mo.
	75	Calvin Clements	6-7	315	Fr.	Lawrence, Kan.
LG	55	Ar'maj Reed-Adams	6-5	325	RS-So.	DeSoto, Texas
	76	Spencer Lovell	6-6	325	RS-Jr.	Fort Collins, Colo.
OR	59	Nolan Gorczyca	6-6	320	RS-So.	Omaha, Neb.
C	50	Mike Novitsky	6-5	305	RS-Sr.	Victor, N.Y.
	73	Dre Doiron	6-4	305	RS-So.	London, Ontario
RG	54	Michael Ford Jr.	6-3	305	Jr.	Homewood, Ill.
	70	Kobe Baynes	6-4	315	RS-So.	Jacksonville, Fla.
RT	77	Bryce Cabeldue	6-6	315	Jr.	Clovis, N.M.
	52	Logan Brown	6-6	315	RS-Jr.	Grand Rapids, Mich.
TE	89	Mason Fairchild	6-4	260	Sr.	Andale, Kan.
	45	Trevor Kardell	6-5	255	Jr.	Lee's Summit, Mo.
OR	47	Jared Casey	6-0	255	Jr.	Plainville, Kan.
RB	4	Devin Neal	5-11	215	Jr.	Lawrence, Kan.
	20	Daniel Hishaw Jr.	5-10	220	RS-So.	Moore, Okla.
OR	25	Dylan McDuffie	6-0	215	RS-Sr.	Buffalo, N.Y.
OR	28	Sevion Morrison	6-0	215	Jr.	Tulsa, Okla.
OR	12	Torry Locklin	6-2	205	RS-Jr.	Rockdale, Texas
QB	6	Jalon Daniels	6-0	220	Jr.	Lawndale, Calif.
	9	Jason Bean	6-3	205	RS-Sr.	Mansfield, Texas
SLOT	11	Luke Grimm	6-0	195	Jr.	Raymore, Mo.
	5	Doug Emilien	6-1	190	RS-So.	Fort Lauderdale, Fla.
X	2	Lawrence Arnold	6-3	200	Jr.	DeSoto, Texas
	3	Tanaka Scott	6-4	210	RS-So.	Mobile, Ala.
	13	Keaton Kubecka	6-2	205	Fr.	Austin, Texas
Z	0	Quentin Skinner	6-5	195	Jr.	Claremore, Okla.
	7	Trevor Wilson	5-11	200	RS-Jr.	Tallahassee, Fla.

SPECIAL TEAMS

KO	40	Tabor Allen	6-1	195	Jr.	Mansfield, Texas
	34	Owen Piepergerdes	6-6	250	RS-So.	Kansas City, Mo.
PK	91	Seth Keller	5-8	170	RS-Sr.	Colleyville, Texas
	OR 34	Owen Piepergerdes	6-6	250	RS-So.	Kansas City, Mo.
P	95	Damon Greaves	6-1	200	Fr.	Busselton, Australia
OR	37	Grayden Addison	5-11	220	RS-So.	Noblesville, Ind.
LS	60	Luke Hosford	6-2	230	RS-Jr.	Cuyahoga Falls, Ohio
	51	Emory Duggar	6-2	230	RS-So.	Baton Rouge, La.

DEFENSE

DE	90	Jereme Robinson	6-3	260	Jr.	Montgomery, Ala.
	13	Dylan Brooks	6-4	240	RS-So.	Roanoke, Ala.
OR	46	Davion Westmoreland	6-3	255	RS-So.	Griffin, Ga.
DT	92	Tommy Dunn	6-3	310	RS-So.	Garland, Texas
	OR 52	DJ Withers	6-4	310	RS-So.	Little Rock, Ark.
	97	Kenean Caldwell	6-3	325	RS-So.	Oak Grove, La.
DT	40	Devin Phillips	6-2	315	RS-Sr.	Monroe, La.
	7	Gage Keys	6-5	290	RS-So.	Hilliard, Ohio
OR	53	Caleb Taylor	6-4	315	Jr.	St. Louis, Mo.
DE	37	Hayden Hatcher	6-3	245	RS-Sr.	Council Bluffs, Iowa
	36	Patrick Joyner Jr.	6-3	255	RS-Sr.	Miami, Fla.
OR	9	Austin Booker	6-6	245	RS-So.	Greenwood, Ind.
HAWK	15	Craig Young	6-3	225	RS-Sr.	Fort Wayne, Ind.
	10	Jayson Gilliom	6-2	220	RS-So.	Suwanee, Ga.
LB	30	Rich Miller	6-1	230	Sr.	Detroit, Mich.
	44	Cornell Wheeler	6-0	230	Jr.	West Bloomfield, Mich.
LB	28	JB Brown	6-2	230	Jr.	Hughes, Ark.
	OR 6	Taiwan Berryhill Jr.	6-2	230	Jr.	New Orleans, La.
CB	18	Kalon Gervin	5-11	195	RS-Sr.	Detroit, Mich.
	2	Cobee Bryant	6-0	170	Jr.	Evergreen, Ala.
S	4	Marvin Grant	6-2	210	RS-Jr.	Detroit, Mich.
	OR 5	O.J. Burroughs	5-10	185	Jr.	Savannah, Ga.
S	1	Kenny Logan Jr.	6-0	210	Sr.	St. Augustine, Fla.
	14	Jalen Dye	6-0	195	RS-So.	San Diego, Calif.
CB	3	Mello Dotson	6-1	190	Jr.	Daytona Beach, Fla.
	8	Kwinton Lassiter	5-11	190	Sr.	Chandler, Ariz.
OR	24	Damarius McGhee	6-0	170	RS-So.	Pensacola, Fla.

PR	7	Trevor Wilson	5-11	200	RS-Jr.	Tallahassee, Fla.
	11	Luke Grimm	6-0	195	Jr.	Raymore, Mo.
KR	1	Kenny Logan Jr.	6-0	210	Sr.	St. Augustine, Fla.
	OR 7	Trevor Wilson	5-11	200	RS-Jr.	Tallahassee, Fla.
OR	28	Sevion Morrison	6-0	215	Jr.	Tulsa, Okla.
HOLD	37	Grayden Addison	5-11	220	RS-So.	Noblesville, Ind.
	24	Reis Vernon	6-2	185	Jr.	Bixby, Okla.

2023 ROSTER

NUMERICAL ROSTER

No.	Name	Pos.	Ht.	Wt.	Yr.	Hometown (High School/Previous School)
0	Quentin Skinner	WR	6-5	195	Jr.	Claremore, Okla. (Claremore HS)
1	Kenny Logan Jr.	S	6-0	210	Sr.	St. Augustine, Fla. (Menendez HS)
2	Lawrence Arnold	WR	6-3	200	Jr.	DeSoto, Texas (DeSoto HS)
2	Cobee Bryant	CB	6-0	170	Jr.	Evergreen, Ala. (Hillcrest HS)
3	Mello Dotson	CB	6-1	190	Jr.	Daytona Beach, Fla. (Mainland HS)
3	Tanaka Scott	WR	6-4	210	RS-So.	Mobile, Ala. (Murphy HS)
4	Devin Neal	RB	5-11	215	Jr.	Lawrence, Kan. (Lawrence HS)
4	Marvin Grant	S	6-2	210	RS-Jr.	Detroit, Mich. (Martin Luther King/Purdue)
5	O.J. Burroughs	S	5-10	185	Jr.	Savannah, Ga. (IMG Academy)
5	Doug Emilien	WR	6-1	190	RS-So.	Fort Lauderdale, Fla. (American Heritage/Minnesota)
6	Taiwan Berryhill Jr.	LB	6-2	230	Jr.	New Orleans, La. (St. Augustine HS)
6	Jalon Daniels	QB	6-0	220	Jr.	Lawndale, Calif. (Lawndale HS)
7	Gage Keys	DL	6-5	290	RS-So.	Hilliard, Ohio (Hilliard Davidson HS/Minnesota)
7	Trevor Wilson	WR	5-11	200	RS-Jr.	Tallahassee, Fla. (Amos P. Godby HS)
8	Kwinton Lassiter	CB	5-11	190	Sr.	Chandler, Ariz. (Free State HS (Kan.))
9	Jason Bean	QB	6-3	205	RS-Sr.	Mansfield, Texas (Lake Ridge HS/North Texas)
9	Austin Booker	DL	6-6	245	RS-So.	Greenwood, Ind. (Center Grove HS/Minnesota)
10	Jayson Gilliom	LB	6-2	220	RS-So.	Suwanee, Ga. (North Gwinnett HS)
11	Luke Grimm	WR	6-0	195	Jr.	Raymore, Mo. (Raymore-Peculiar HS)
12	Torry Locklin	RB	6-2	205	RS-Jr.	Rockdale, Texas (Rockdale HS)
13	Dylan Brooks	DE	6-4	240	RS-So.	Roanoke, Ala. (Handley HS/Auburn)
13	Keaton Kubecka	WR	6-2	205	Fr.	Austin, Texas (Westlake HS)
14	Jalen Dye	S	6-0	195	RS-So.	San Diego, Calif. (Cathedral Catholic HS/Palomar College)
14	Mikey Pauley	QB	6-3	215	RS-Fr.	Overland Park, Kan. (Blue Valley NW HS/Nebraska)
15	Cole Ballard	QB	6-2	225	Fr.	Westfield, Ind. (Westfield HS)
15	Craig Young	LB	6-3	225	RS-Sr.	Fort Wayne, Ind. (Wayne HS/Ohio State)
16	Logan Brantley	LB	6-2	210	Fr.	Denver, Colo. (Cherry Creek HS)
16	Ben Easters	QB	6-3	220	RS-So.	Brownsburg, Ind. (Brownsburg HS)
17	Jaden Hamm	TE	6-6	245	Fr.	Eudora, Kan. (Eudora HS)
17	Akili Hubbard	S	6-2	200	Jr.	Bellflower, Calif. (Bellflower HS/Golden West College)
18	Kalon Gervin	CB	5-11	195	RS-Sr.	Detroit, Mich. (Cass Technical HS/Michigan State)
18	Jack Jackson	QB	6-3	195	RS-So.	Dallas, Texas (Highland Park HS)
19	TJ Crews	QB	6-0	200	Fr.	Lenexa, Kan. (Chris Prep Academy)
19	Tristian Fletcher	LB	6-0	225	RS-So.	Cypress, Texas (Cy Ridge HS/Trinity Valley CC)
20	Donovan Gaines	LB	5-10	220	RS-So.	Moore, Okla. (Southmoore HS)
20	Daniel Hishaw Jr.	RB	5-10	220	RS-So.	Moore, Okla. (Moore HS)
22	Brian Dilworth	CB	5-11	185	RS-Fr.	Hollywood, Fla. (Chaminade-Madonna Prep)
23	Mason Ellis	S	6-2	205	RS-Fr.	Mulvane, Kan. (Mulvane HS)
24	Damarius McGhee	CB	6-0	170	RS-So.	Pensacola, Fla. (Pensacola Catholic HS/LSU)
24	Reis Vernon	P	6-2	185	Jr.	Bixby, Okla. (Bixby HS)
25	Dylan McDuffie	RB	6-0	215	RS-Sr.	Buffalo, N.Y. (Sweet Home HS/Buffalo/Georgia Tech)
25	Kaleb Purdy	S	5-11	185	RS-Fr.	St. Peters, Mo. (DeSmet Jesuit HS)
26	Krishawn Brown	LB	6-1	220	RS-So.	Tulsa, Okla. (Booker T. Washington HS)
26	Johnny Thompson, Jr.	RB	5-11	200	Fr.	Canoga Park, Calif. (Oaks Christian School)
27	Taylor Davis	S	6-0	195	Fr.	Missouri City, Texas (Ridge Point HS)
28	JB Brown	LB	6-2	230	Jr.	Hughes, Ark. (Har-Ber HS/Bowling Green)
28	Sevion Morrison	RB	6-0	215	Jr.	Tulsa, Okla. (Edison HS/Nebraska)
29	Jameel Croft	CB	6-0	180	Fr.	Detroit, Mich. (Martin Luther King HS)
29	Reece Thomas	WR	5-10	185	RS-So.	Lansing, Kan. (Lansing HS)
30	Rich Miller	LB	6-1	230	Sr.	Detroit, Mich. (Martin Luther King HS/Buffalo)
30	Carson Morgan	RB	6-0	205	Fr.	Bentonville, Ark. (Bentonville HS)
31	Landon Nelson	S	5-11	190	RS-So.	Maui, Hawaii (Valley HS)
32	Dylan Downing	LB	6-1	235	RS-Jr.	Kansas City, Kan. (Bishop Miege HS)
34	Owen Piepergerdes	K	6-6	250	RS-So.	Kansas City, Mo. (Rockhurst HS)
34	Alex Raich	LB	6-3	215	Jr.	Chur, Switzerland (Quader Schulhaus/Golden West College)
35	Billy Conaway	RB	6-2	215	RS-Jr.	Kansas City, Kan. (Shawnee Mission North/Butler CC)
35	Tony Terry	DE	6-5	265	Fr.	Jackson, Mo. (Jackson HS)
36	Isaiah Coppage	WR	6-0	205	Fr.	Shawnee Mission, Kan. (Bishop Miege HS)
36	Patrick Joyner Jr.	DE	6-3	255	RS-Sr.	Miami, Fla. (South Dade HS/Utah State)
37	Grayden Addison	P	5-11	220	RS-So.	Noblesville, Ind. (Noblesville HS)
37	Hayden Hatcher	DE	6-3	245	RS-Sr.	Council Bluffs, Iowa (Lewis Central HS)
38	Jack Schneider	RB	6-3	195	Fr.	Overland Park, Kan. (Blue Valley West HS)
39	Cole Mondri	LB	5-10	220	RS-So.	Lawrence, Kan. (Lawrence HS)
40	Tabor Allen	K	6-1	195	Jr.	Mansfield, Texas (Mansfield Lakeridge HS)
40	Devin Phillips	DL	6-2	315	RS-Sr.	Monroe, La. (Neville HS/Colorado State)
41	Hunter Luke	WR	5-10	175	Fr.	Westlake, Texas (Westlake HS)
41	Ezra Vedral	LB	6-2	215	Fr.	Omaha, Neb. (Creighton Prep HS)

ALPHABETICAL ROSTER

Name	Pos.	No.
Grayden Addison	P	37
Tabor Allen	K	40
Lawrence Arnold	WR	2
B		
Cole Ballard	QB	15
Lance Bassett	DL	98
Kobe Baynes	OL	70
Jason Bean	QB	9
Taiwan Berryhill	LB	6
Austin Booker	DL	9
Logan Brantley	LB	16
Jaydon Brittingham	DE	59
Dylan Brooks	DE	13
JB Brown	LB	28
Krishawn Brown	LB	26
Logan Brown	OL	52
Cobee Bryant	CB	2
Surahz Buncom	WR	86
OJ Burroughs	S	5
C		
Bryce Cabeldue	OL	77
Kenean Caldwell	DL	97
Marcus Calvin	DL	56
Jared Casey	TE	47
Calvin Clements	OL	75
Isaiah Coppage	WR	36
Billy Conaway	RB	35
Quinton Conley	WR	81
TJ Crews IV	QB	19
Jameel Croft	QB	29
D		
Jalon Daniels	QB	6
Jacoby Davis	CB	47
Taylor Davis	S	27
Brian Dilworth	CB	22
Mello Dotson	CB	3
Dylan Downing	LB	32
Emory Duggar	LS	51
Tommy Dunn Jr.	DL	92
Jalen Dye	S	14
E		
Ben Easters	QB	16
Jake Eisenhauer	OL	63
Mason Ellis	S	23
Doug Emilien	WR	5
F		
Mason Fairchild	TE	89
Kael Farkes	OL	58
Tristian Fletcher	LB	19
Michael Ford Jr.	OL	54
G		
Donovan Gaines	LB	20
Kalon Gervin	CB	18
Jayson Gilliom	S	10
Nolan Gorczca	OL	59
Marvin Grant	S	4
Damon Greaves	P	95
Luke Grimm	WR	11
H		
Jaden Hamm	TE	17
Hayden Hatcher	DE	37
Blake Herold	DL	94
Daniel Hishaw Jr.	RB	20
Luke Hosford	LS	60
Akili Hubbard	S	17
Will Huggins	TE	87
J		
Jack Jackson	QB	18
Patrick Joyner Jr.	DE	36

2023 ROSTER

No.	Name	Pos.	Ht.	Wt.	Yr.	Hometown (High School/Previous School)
43	Andrew Russell	S	6-2	200	RS-Sr.	Victor, N.Y. (Victor HS/Michigan)
44	Cornell Wheeler	LB	6-0	230	Jr.	West Bloomfield, Mich. (West Bloomfield HS/Michigan)
45	Trevor Kardell	TE	6-5	255	Jr.	Lee's Summit, Mo. (Lee's Summit West HS)
45	Dean Miller	DE	6-5	225	RS-So.	Los Angeles, Calif. (Cathedral HS/Coll. of the Canyons)
46	Dillon Mong	TE	6-7	235	Fr.	Shawnee Mission, Kan. (Shawnee Mission East HS)
46	Davion Westmoreland	DE	6-3	255	RS-So.	Griffin, Ga. (Griffin HS/Hutchinson CC)
47	Jared Casey	TE	6-0	255	Jr.	Plainville, Kan. (Plainville HS)
47	Jacoby Davis	CB	5-10	170	Fr.	Houston, Texas (North Shore Senior HS)
50	Mike Novitsky	OL	6-5	305	RS-Sr.	Victor, NY. (Victor HS/Buffalo)
51	Emory Duggar	LS	6-2	230	RS-So.	Baton Rouge, La. (Catholic HS)
52	Logan Brown	OL	6-6	315	RS-Jr.	Grand Rapids, Mich. (East Kentwood HS/Wisconsin)
52	D.J. Withers	DL	6-4	310	RS-So.	Little Rock, Ark. (Joe T. Robinson HS)
53	Caleb Taylor	DL	6-4	315	Jr.	St. Louis, Mo. (Staley HS)
54	Michael Ford Jr.	OL	6-3	305	Jr.	Homewood, Ill. (Homewood-Flossmoor HS)
55	Ar'maj Reed-Adams	OL	6-5	325	RS-So.	DeSoto, Texas (DeSoto HS)
56	Marcus Calvin	DL	6-2	320	Fr.	St. Petersburg, Fla. (Gibbs HS)
57	Hank Kelly	OL	6-4	295	RS-So.	Fayetteville, Ark. (Fayetteville HS)
58	Kael Farkes	OL	6-3	295	RS-Fr.	Lenexa, Kan. (Shawnee Mission Northwest HS)
59	Jaydon Brittingham	DE	6-3	250	Fr.	Lawrence, Kan. (Lawrence HS)
59	Nolan Gorczyca	OL	6-6	320	RS-So.	Omaha, Neb. (Roncalli Catholic HS/Buffalo)
60	Luke Hofsford	LS	6-2	230	RS-Jr.	Cuyahoga Falls, Ohio (Woodridge HS)
63	Jake Eisenhauer	OL	6-1	300	RS-So.	Salina, Kan. (Salina Central HS)
67	Dominick Puni	OL	6-5	320	RS-Sr.	St. Charles, Mo. (Francis Howell Central HS/Central Missouri)
70	Kobe Baynes	OL	6-4	315	RS-So.	Jacksonville, Fla. (Sandalwood HS/Louisville)
71	James Livingston	OL	6-7	305	RS-Fr.	Dexter, Mich. (Dexter HS)
71	Grady Seyfert	DL	6-1	280	Fr.	Beloit, Kan. (Beloit HS)
72	Danny Robinson	OL	6-5	315	RS-So.	Overland Park, Kan. (Blue Valley Northwest HS)
73	Dre Doiron	OL	6-4	305	RS-So.	London, Ontario (Catholic Central/Buffalo)
74	De'Kedrick Sterns	OL	6-4	320	RS-So.	Austin, Texas (Del Valle HS)
75	Calvin Clements	OL	6-7	315	Fr.	Lawrence, Kan. (Lawrence Free State HS)
76	Spencer Lovell	OL	6-6	325	RS-Jr.	Fort Collins, Colo. (Rocky Mountain HS/Arizona State/Cal)
77	Bryce Cabeldue	OL	6-6	315	Jr.	Clovis, N.M. (Clovis HS)
80	Mack Moeller	WR	6-3	210	RS-So.	Mission, Kan. (Bishop Miege HS)
81	Quinton Conley	TE	6-6	235	RS-Fr.	Kansas City, Mo. (Pembroke HS)
82	Isreal Moses	WR	6-2	185	Fr.	Minneapolis, Minn. (De La Salle HS)
84	Griffin Koch	WR	6-2	170	RS-Fr.	New Canaan, Conn. (IMG Academy)
85	Jarred Sample	WR	5-10	185	Fr.	Cypress, Texas (Cypress Ranch HS)
86	Surahz Buncom	WR	6-4	175	Fr.	Chula Vista, Calif. (Mater Dei Catholic)
87	Will Huggins	TE	6-7	250	RS-So.	Lenexa, Kan. (Shawnee Mission South HS)
88	Tevita Ahoafi-Noa	TE	6-4	250	RS-Sr.	Salt Lake City, Utah (Highland HS/Snow College)
89	Mason Fairchild	TE	6-5	260	Sr.	Andale, Kan. (Andale HS)
90	Jereme Robinson	DL	6-3	260	Jr.	Montgomery, Ala. (Carver HS)
91	Seth Keller	K	5-8	170	RS-Sr.	Colleyville, Texas (Covenant Christian HS/Texas St)
92	Tommy Dunn Jr.	DL	6-3	310	RS-So.	Garland, Texas (Naaman Forest HS)
93	Charlie Weinrich	K	5-11	205	RS-Fr.	Leawood, Kan. (Blue Valley HS/Nebraska)
94	Blake Herold	DL	6-3	280	Fr.	Shenandoah, Iowa (Shenandoah HS)
95	Damon Greaves	P	6-1	200	Fr.	Busselton, Australia
96	Cole Petrus	DE	6-4	240	RS-So.	St. Louis, Mo. (Vianney HS)
97	Kenean Caldwell	DL	6-3	325	RS-So.	Oak Grove, La. (Oak Grove HS)
98	Lance Bassett	DL	6-2	290	Fr.	Lawrence, Kan. (Lawrence HS)
99	Ronald McGee	DL	6-3	275	RS-Sr.	Sumter, S.C. (Sumter HS/Buffalo)

PRONUNCIATION GUIDE

Tanaka Scott	Tuh-nah-kuh	Mike Novitsky	No-vit-ski
Doug Emilien	Ee-million	Emory Duggar	Dug-er
Taiwan Berryhill	Tie-wan	Ar'maj Reed-Adams	Ar-mah-jay
Jayson Gilliom	Gill-ee-um	Kael Farkes	Far-kiss
Keaton Kubecka	Key-ton Cue-beck-uh	Nolan Gorczyca	Gor-sik-uh
Akili Hubbard	Uh-key-lee	Dominick Puni	Poo-knee
Kalon Gervin	Kay-len	Dre Doiron	Door-ee-in
Daniel Hishaw Jr.	High-shaw	Spencer Lovell	Love-ul
Sevion Morrison	Say-vee-on	Surahz Buncom	Sir-ahz Bun-com
Owen Piepergerdes	Pe-pur-ger-des	Tevita Ahoafi-Noa	Tuh-vee-tah Ah-ho-ah-fee Noah
Ezra Vedral	Vuh-drall		
Trevor Kardell	Car-dell		
Davion Westmoreland	Day-vee-on		

K

Trevor Kardell	TE	45
Seth Keller	K	91
Hank Kelly	OL	57
Gage Keys	DL	7
Griffin Koch	WR	84
Keaton Kubecka	WR	13

L

Kwinton Lassiter	CB	8
James Livingston	OL	71
Torry Locklin	RB	12
Kenny Logan Jr.	S	1
Spencer Lovell	OL	76
Hunter Luke	WR	41

M

Dylan McDuffie	RB	25
Ronald McGee	DL	99
Damarius McGhee	CB	24
Dean Miller	DE	45
Rich Miller	LB	30
Mack Moeller	TE	49
Cole Mondri	LB	39
Dillon Mong	TE	46
Carson Morgan	RB	30
Sevion Morrison	RB	28
Israel Moses	WR	82

N

Devin Neal	RB	4
Landon Nelson	S	31
Tevita Noa	TE	88
Mike Novitsky	C	50

P

Mikey Pauley	QB	14
Cole Petrus	DE	96
Devin Phillips	DL	40
Owen Piepergerdes	K	34
Dominick Puni	OL	67
Kaleb Purdy	S	25

R

Alex Raich	LB	34
Ar'maj Reed-Adams	OL	55
Jerome Robinson	OL	72
Jereme Robinson	DL	90
Andrew Russell	S	43

S

Jarred Sample	WR	85
Jack Schneider	CB	38
Tanaka Scott	WR	3
Grady Seyfert	DL	71
Quentin Skinner	WR	0
De'Kedrick Sterns	OL	74

T

Caleb Taylor	DL	53
Tony Terry	DE	35
Reece Thomas	WR	29
Johnny Thompson Jr.	RB	26

V

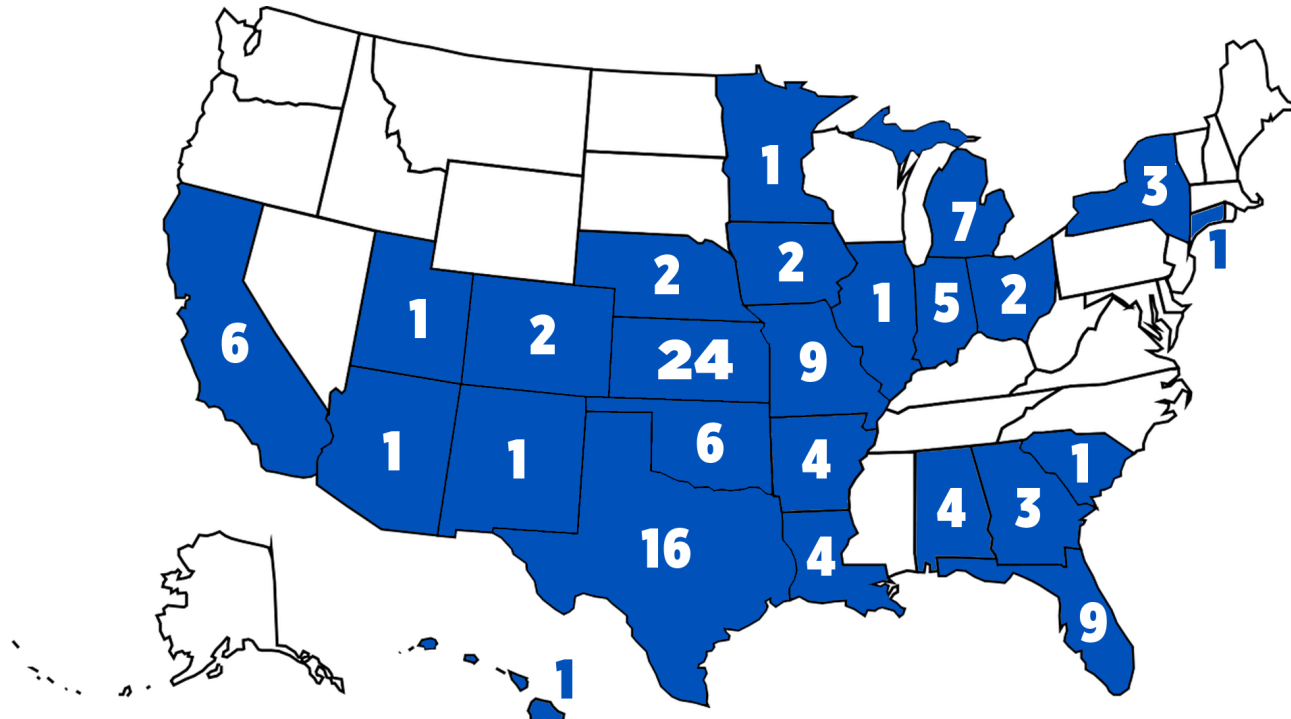
Ezra Vedral	LB	41
Reis Vernon	P	24

W

Charlie Weinrich	K	93
Davion Westmoreland	DE	46
Cornell Wheeler	LB	44
Trevor Wilson	WR	7
DJ Withers	DL	52

Y

Craig Young	LB	15
-------------	----	----



ALABAMA (4)

Cobee Bryant
Tanaka Scott
Jereme Robinson
Dylan Brooks

Evergreen
Mobile
Montgomery
Roanoke

IOWA (2)

Grayden Addison
Cole Ballard

Noblesville
Westfield

Hayden Hatcher
Blake Herold

Council Bluffs
Shenandoah

NEBRASKA (2)

Caleb Taylor
Kaleb Purdy

St. Louis
St. Peters

Nolan Gorczyca
Ezra Vedral

Omaha
Omaha

ARKANSAS (4)

Carson Morgan
Hank Kelly
JB Brown
D.J. Withers

Bentonville
Fayetteville
Hughes
Little Rock

KANSAS (24)

Mason Fairchild
Grady Seyfert
Jaden Hamm
Billy Conaway
Dylan Downing
Reece Thomas
Lance Bassett
Jaydon Brittingham
Calvin Clements
Cole Mondt
Devin Neal
Charlie Weinrich
TJ Crews IV
Kael Farkes
Will Huggins
Mack Moeller
Mason Ellis
Mikey Pauley
Danny Robinson
Jack Schneider
Jared Casey
Jake Eisenhauer
Dillon Mong
Isaiah Coppage

Andale
Beloit
Eudora
Kansas City
Kansas City
Lansing
Lawrence
Lawrence
Lawrence
Lawrence
Lawrence
Leawood
Lenexa
Lenexa
Lenexa
Mission
Mulvane
Overland Park
Overland Park
Overland Park
Plainville
Salina
Shawnee Mission
Shawnee Mission

NEW MEXICO (1)

Bryce Cabeldue
Clovis

NEW YORK (3)

Dylan McDuffie
Mike Novitsky
Andrew Russell

Buffalo
Victor
Victor

ARIZONA (1)

Kwinton Lassiter
Chandler

OHIO (2)

Luke Hosford
Gage Keys

Cuyahoga Falls
Hilliard

CALIFORNIA (6)

Akili Hubbard
Johnny Thompson Jr.
Surahz Buncom
Jalon Daniels
Dean Miller
Jalen Dye

Bellflower
Canoga Park
Chula Vista
Lawndale
Los Angeles
San Diego

OKLAHOMA (6)

Reis Vernon
Quentin Skinner
Donovan Gaines
Daniel Hishaw Jr.
Krishawn Brown
Sevion Morrison

Bixby
Claremore
Moore
Moore
Tulsa
Tulsa

COLORADO (2)

Logan Brantley
Spencer Lovell

Denver
Fort Collins

SOUTH CAROLINA (1)

Ronald McGee
Sumter

CONNECTICUT (1)

Griffin Koch
New Canaan

TEXAS (15)

Keaton Kubecka
Hunter Luke
De'Kedrick Sterns
Seth Keller
Tristian Fletcher
Jared Sample
Jack Jackson
Lawrence Arnold
Armaj Reed-Adams
Tommy Dunn Jr.
Jacoby Davis
Tabor Allen
Jason Bean
Taylor Davis
Torry Locklin

Austin
Austin
Austin
Colleyville
Cypress
Cypress
Dallas
DeSoto
DeSoto
Garland
Houston
Mansfield
Mansfield
Missouri City
Rockdale

FLORIDA (9)

Mello Dotson
Doug Emilien
Brian Dilworth
Kobe Baynes
Patrick Joyner Jr.
Damaris McGhee
Kenny Logan Jr.
Marcus Calvin
Trevor Wilson

Daytona Beach
Fort Lauderdale
Hollywood
Jacksonville
Miami
Pensacola
St. Augustine
St. Petersburg
Tallahassee

LOUISIANA (4)

Emory Duggar
Devin Phillips
Taiwan Berryhill
Kenean Caldwell

Baton Rouge
Monroe
New Orleans
Oak Grove

GEORGIA (3)

Davion Westmoreland
O.J. Burroughs
Jayson Gilliom

Griffin
Savannah
Suwanee

MICHIGAN (7)

Jameel Croft
Kalon Gervin
Marvin Grant
Rich Miller
James Livingston
Logan Brown
Cornell Wheeler

Detroit
Detroit
Detroit
Detroit
Dexter
Grand Rapids
West Bloomfield

HAWAII (1)

Landon Nelson
Maui

UTAH (1)

Tevita Noa
Salt Lake City

ILLINOIS (1)

Michael Ford Jr.
Homewood

MINNESOTA (1)

Isreal Moses
Minneapolis

AUSTRALIA (1)

Damon Greaves
Busselton

INDIANA (5)

Ben Easters
Craig Young
Austin Booker

Brownsburg
Fort Wayne
Greenwood

MISSOURI (9)

Tony Terry
Quinton Conley
Owen Piepergerdes
Trevor Kardell
Luke Grimm
Dominick Puni
Cole Petrus

Jackson
Kansas City
Kansas City
Lee's Summit
Raymore
St. Charles
St. Louis

CANADA (1)

Dre Doiron
London, Ontario

SWITZERLAND (1)

Alex Raich
Chur



CAREER STARTS AT KANSAS

OFFENSE

PLAYER	POS.	YR.	STREAK	TOTAL	Starts By Year				
					2023	2022	2021	2020	2019
Mason Fairchild	TE	Sr.	11	31	2	12	9	6	2
Bryce Cabeldue	OL	Jr.	29	29	2	13	12	2	--
Mike Novitsky	OL	RS-Sr.	27	27	2	13	12	--	--
Michael Ford Jr.	OL	Jr.	26	26	2	13	11	--	--
Lawrence Arnold	WR	Jr.	24	25	2	13	9	1	--
Devin Neal	RB	Jr.	0	21	1	12	8	--	--
Jalon Daniels	QB	Jr.	1	19	1	9	3	6	--
Luke Grimm	WR	Jr.	0	19	1	10	6	2	--
Jason Bean	QB	RS-Sr.	2	15	2	4	9	--	--
Dominick Puni	OL	RS-Sr.	15	15	2	13	--	--	--
Jared Casey	TE	Jr.	0	9	1	7	1	0	--
Trevor Wilson	WR	RS-Jr.	1	8	1	0	7	--	--
Quentin Skinner	WR	Jr.	1	8	1	7	--	--	--
Armaj Reed-Adams	OL	RS-So.	1	4	1	0	0	3	--
Daniel Hishaw	RB	RS-So.	0	3	--	0	0	3	--
Trevor Kardell	TE	Jr.	0	2	--	0	2	0	--
Torry Locklin	RB	RS-Jr.	0	2	--	2	--	--	--
Douglas Emilien	WR	RS-So.	0	1	--	1	--	--	--
Kobe Baynes	OL	RS-So.	0	1	1	0	--	--	--

265 OFFENSE
442 TOTAL

DEFENSE

PLAYER	POS.	YR.	STREAK	TOTAL	Starts By Year				
					2023	2022	2021	2020	2019
Kenny Logan Jr.	S	Sr.	22	34	2	13	10	8	0
Rich Miller	LB	Sr.	24	24	2	13	9	--	--
Mello Dotson	CB	Jr.	17	23	2	13	8	0	--
Cobee Bryant	CB	Jr.	6	20	2	11	7	--	5
Taiwan Berryhill	LB	Jr.	0	19	1	13	4	1	--
OJ Burroughs	S	Jr.	0	14	--	13	1	--	--
Craig Young	LB	RS-Sr.	11	14	2	12	--	--	--
Kenean Caldwell	DL	RS-So.	0	7	--	0	7	0	--
Caleb Taylor	DL	Jr.	0	4	--	0	4	0	--
Jayson Gilliom	S	RS-So.	0	3	--	0	3	--	--
Hayden Hatcher	DE	RS-Sr.	2	3	2	1	--	--	--
Jereme Robinson	DL	Jr.	2	3	2	0	1	--	--
Kalon Gervin	CB	RS-Sr.	0	2	--	2	--	--	--
Marvin Grant	S	RS-Jr.	2	2	2	0	--	--	--
Devin Phillips	DL	RS-Sr.	2	2	2	--	--	--	--
DJ Withers	DL	RS-So.	0	1	1	0	--	--	--
JB Brown	LB	Jr.	1	1	1	--	--	--	--
Tommy Dunn Jr.	DL	RS-So.	1	1	1	--	--	--	--

177 DEFENSE
442 TOTAL

GAMES PLAYED AT KANSAS

OFFENSE

PLAYER	2023	CAREER
Mason Fairchild	2	46
Torry Locklin	2	31
Bryce Cabeldue	2	30
Luke Grimm	2	30
Lawrence Arnold	2	28
Trevor Kardell	2	27
Mike Novitsky	2	27
Quentin Skinner	2	26
Michael Ford Jr.	2	25
Jared Casey	2	24
Devin Neal	2	24
Jason Bean	2	23
Armaj Reed-Adams	2	22
Jalon Daniels	1	21
Trevor Wilson	2	16
Douglas Emilien	2	15
Daniel Hishaw, Jr.	2	15
Dominick Puni	2	15
Tanaka Scott	-	14
Sevion Morrison	1	13
Tevita Ahoafi-Noa	1	12
Will Huggins	1	8
Kobe Baynes	2	5
Deondre Doiron	-	3
Logan Brown	2	2
Keaton Kubecka	2	2
Spencer Lovell	2	2
Dylan McDuffie	2	2
Cole Ballard	1	1
Nolan Gorczyca	-	1
James Livingston	-	1
Mack Moeller	1	1

DEFENSE

PLAYER	2023	CAREER
Kenny Logan Jr.	2	47
Hayden Hatcher	2	40
Taiwan Berryhill	1	31
Mello Dotson	2	30
Jereme Robinson	2	30
Caleb Taylor	2	28
OJ Burroughs	2	27
Rich Miller	2	27
Cobee Bryant	2	25
Dylan Downing	2	23
Cornell Wheeler	1	20
Kenean Caldwell	2	18
Kwinton Lassiter	2	17
Donovan Gaines	2	16
Cole Petrus	2	16
Kalon Gervin	2	15
Marvin Grant	2	15
DJ Withers	2	15
Tommy Dunn, Jr.	2	14
Jayson Gilliom	2	14
Ronald McGee	-	13
Andrew Russell	-	12
Tristian Fletcher	1	5
Dean Miller	2	5
Krishawn Brown	1	4
Davion Westmoreland	1	4
Jalen Dye	2	4
Alex Raich	2	4
Landon Nelson	2	3
Brian Dilworth	-	2
Austin Booker	2	2
Logan Brantley	2	2
JB Brown	2	2
Mason Ellis	2	2
Patrick Joyner Jr.	2	2
Gage Keys	2	2
Devin Phillips	2	2
Dylan Brooks	1	1
Damarius McGhee	1	1
Kaleb Purdy	1	1

SPECIAL TEAMS

PLAYER	2023	CAREER
Tabor Allen	2	33
Reis Vernon	-	29
Luke Hosford	2	24
Emory Dugger	-	8
Owen Piepergerdes	1	4
Grayden Addison	2	5
Seth Keller	2	2
Damon Greaves	1	1



3

TANAKA SCOTT
Wide Receiver | 6'4" | 205 | 1L | RS-So.
Mobile, Ala. | Murphy HS

Notables:

- Made eight receptions in eight games
- Caught a 52-yard pass vs. TCU (10-8-22), good enough for a new career-high

Career Receiving Stats

Date	Opponent	No.	Yds.	TD	Avg.
9-10-22	at West Virginia	1	11	0	11.0
9-17-22	at Houston	1	8	0	8.0
9-24-22	Duke	1	13	0	13.0
10-1-22	Iowa State	1	4	0	4.0
10-8-22	TCU	1	52	0	52.0
10-22-22	at Baylor	1	3	0	3.0
11-19-22	Texas	1	-2	0	-2.0
12-28-22	vs. Arkansas	1	20	0	20.0
2022		8	109	0	13.6
Career		8	109	0	13.6

Career Highs: Receptions - 1 (Eight Times, MR vs. Arkansas, 12-28-22), Yards - 52 (vs. TCU, 10-8-22), Long - 52 (vs. TCU, 10-8-22)

Career Rushing Stats

Date	Opponent	No.	Yds.	TD	Avg.
10-15-22	at Oklahoma	1	1	0	1.0
2022		1	1	0	1.0
Career		1	1	0	1.0

Career Highs: Rushes - 2 (at Oklahoma, 11-7-20), Yards - 12 (at Oklahoma, 11-7-20)



4

MARVIN GRANT
Safety | 6'2" | 205 | 1L | RS-Jr.
Detroit, Mich. | Martin Luther King Jr. HS/Purdue

Notables:

- Appeared in all 13 games last season
- Logged a career-high 11 tackles at Baylor (10-22-22)
- 2022 included one pass defense and two tackles for loss

Career Defensive Stats

Date	Opponent	UA-At-TT	TFL	Sack	Int.	PD	FF/R
9-2-22	Tennessee Tech	2-0-2	0-0	0-0	0	0	0/0
9-10-22	at West Virginia	2-1-3	0-0	0-0	0	0	0/0
9-17-22	at Houston	1-0-1	0-0	0-0	0	0	0/0
9-24-22	Duke	3-1-4	0-0	0-0	0	1	0/0
10-1-22	Iowa State	2-2-4	0-0	0-0	0	0	0/0
10-8-22	TCU	1-1-2	0-0	0-0	0	0	0/0
10-15-22	at Oklahoma	3-3-6	0-0	0-0	0	0	0/0
10-22-22	at Baylor	7-4-11	0-0	0-0	0	0	0/0
11-5-22	Oklahoma State	1-1-2	0-0	0-0	0	0	0/0
11-12-22	at Texas Tech	1-0-1	0-0	0-0	0	0	0/0
11-19-22	Texas	5-1-6	1-0-2	0-0	0	0	0/0
11-26-22	at Kansas State	4-1-5	0-5-0	0-0	0	0	0/0
12-28-22	vs. Arkansas	2-3-5	0-5-0	0-0	0	0	1/0
2022		34-18-52	2.0-2	0-0	0	1	1/0
9-1-23	Missouri State	3-1-4	2.0-2	0-0	0	0	0/0
9-8-23	Illinois	2-2-4	0-0	0-0	0	1	0/0
2023		5-3-8	2.0-2	0-0	0	1	0/0
Career		39-21-60	4.0-4	0-0	0	2	1/0

Career Highs: Tackles - 11 (at Baylor, 10-22-22), Forced Fumbles - 1 (vs. Arkansas, 12-28-22), Tackles for loss - 2.0 (vs. Missouri State, 9-1-22), Pass Deflections - 1 (Two Times, MR vs. Illinois, 9-8-23)



4

DEVIN NEAL
Running Back | 5'11" | 210 | 2L | Jr.
Lawrence, Kan. | Lawrence HS

Notables:

- Preseason All-Big 12 First Team by Phil Steele and Athlon
- 2022 All-Big 12 Honorable Mention
- His 224 rushing yards vs. Oklahoma State (11-5-22) rank No. 12 in program history
- First touch in the 2023 season went for a 48-yard touchdown (vs. Missouri State, 2023)
- Averaged 12 yards a carry vs. Illinois (9-8-23)

Career Rushing Stats

Date	Opponent	No.	Yds.	TD	Avg.
9-3-21	South Dakota	1	2	0	2.0
9-10-21	at Coastal Carolina	11	40	1	3.6
9-18-21	Baylor	10	33	0	3.3
9-25-21	at Duke	17	107	1	6.3
10-2-21	at Iowa State	15	83	0	5.5
10-16-21	Texas Tech	15	54	0	3.6
10-23-21	Oklahoma	23	100	2	4.3
10-30-21	at Oklahoma State	9	25	0	2.8
11-6-21	Kansas State	19	62	0	3.3
11-13-21	at Texas	24	143	3	6.0
11-20-21	at TCU	14	59	1	4.2
2021		158	707	8	4.2
9-2-22	Tennessee Tech	4	108	2	27.0
9-10-22	at West Virginia	10	42	2	4.2
9-17-22	at Houston	14	54	0	3.9
9-24-22	Duke	9	54	0	6.0
10-1-22	Iowa State	12	75	0	6.2
10-8-22	TCU	15	88	0	5.9
10-15-22	at Oklahoma	12	84	1	7.0
10-22-22	at Baylor	10	32	1	3.2
11-5-22	Oklahoma State	32	224	1	7.0
11-12-22	at Texas Tech	24	190	0	7.9
11-19-22	Texas	13	51	0	3.9
11-26-22	at Kansas State	16	59	2	3.7
12-28-22	vs. Arkansas	9	29	0	3.2
2022		180	1,080	9	6.0
9-1-23	Missouri State	13	94	1	7.2
9-8-23	Illinois	10	120	1	12.0
2023		23	214	2	9.3
Career		361	2,011	19	5.4

Career Highs: Rushes - 32 (vs. Oklahoma State, 11-5-22), Yards - 224 (vs. Oklahoma State, 11-5-22), Touchdowns - 3 (at Texas, 11-13-21), Long - 80 (vs. Tennessee Tech, 9-2-22)

Career Receiving Stats

Date	Opponent	No.	Yds.	TD	Avg.
10-16-21	Texas Tech	1	7	0	7.0
10-30-21	at Oklahoma State	1	-2	0	-2.0
11-6-21	Kansas State	2	13	0	6.5
11-13-21	at Texas	2	26	1	13.0
11-20-21	at TCU	1	13	0	13.0
2021		7	57	1	8.1
9-2-22	Tennessee Tech	1	10	0	10.0
9-10-22	at West Virginia	1	17	1	17.0
9-24-22	Duke	1	4	0	4.0
10-8-22	TCU	1	1	0	1.0
10-15-22	at Oklahoma	1	3	0	3.0
10-22-22	at Baylor	1	-2	0	-2.0
11-5-22	Oklahoma State	6	110	0	18.3
11-12-22	at Texas Tech	4	8	0	2.0
11-19-22	Texas	1	-1	0	-1.0
11-26-22	at Kansas State	2	10	0	5.0
12-28-22	vs. Arkansas	2	23	0	11.5
2022		21	183	1	8.7
9-1-23	Missouri State	3	25	1	8.3
9-8-23	Illinois	4	47	0	11.8
2023		7	72	1	10.3
Career		35	312	3	8.9

Career Highs: Receptions - 6 (vs. Oklahoma State, 11-5-22), Yards - 110 (vs. Oklahoma State, 11-5-22) Touchdowns - 1 (Three Times, MR vs. Missouri State, 9-1-23), Long - 53 (vs. Oklahoma State, 11-5-22)



5

O.J. BURROUGHS
 Safety | 5'10" | 185 | 2L | Jr.
 Savannah, Ga. | IMG Academy

Notables:

- Started all 13 games for the Jayhawks
- Logged two interception in 2022, second-most on the team
- Produced a career-high eight tackles vs. Arkansas in the 2022 Autozone Liberty Bowl and was named the team's Defensive MVP for the game

Career Defensive Stats

Date	Opponent	UA-At-TT	TFL	Sack	Int.	PD	FF/R
9-3-21	South Dakota	2-0-2	0-0	0-0	0	1	0/0
9-18-21	Baylor	4-1-5	0-0	0-0	0	0	1/0
9-25-21	at Duke	2-1-3	0-0	0-0	0	0	0/0
10-2-21	at Iowa State	1-0-1	0-0	0-0	0	0	0/0
10-16-21	Texas Tech	2-0-2	0-0	0-0	0	0	0/0
10-23-21	Oklahoma	1-1-2	0-0	0-0	0	0	0/0
10-30-21	at Oklahoma State	0-1-1	0-0	0-0	0	0	0/0
11-6-21	Kansas State	4-0-4	0-0	0-0	0	1	0/0
11-13-21	at Texas	4-0-4	0-0	0-0	1	0	0/0
11-20-21	at TCU	2-0-2	0-0	0-0	0	0	0/0
2021		22-4-26	0-0	0-0	1	2	1/0
9-2-22	Tennessee Tech	1-0-1	0-0	0-0	0	0	0/0
9-10-22	at West Virginia	3-0-3	0-0	0-0	0	0	0/0
9-17-22	at Houston	1-0-1	0-0	0-0	0	0	0/0
9-24-22	Duke	5-0-5	0-0	0-0	0	0	0/0
10-1-22	Iowa State	3-0-3	0-0	0-0	0	1	0/0
10-8-22	TCU	2-3-5	0.5-1	0-0	1	1	0/0
10-15-22	at Oklahoma	3-3-6	0-0	0-0	0	0	0/0
10-22-22	at Baylor	3-0-3	0-0	0-0	0	1	0/0
11-12-22	at Texas Tech	3-0-3	0-0	0-0	0	1	0/0
11-19-22	Texas	6-0-6	0-0	0-0	0	0	1/0
11-26-22	at Kansas State	4-0-4	0-0	0-0	0	0	0/0
12-28-22	vs. Arkansas	4-4-8	0-0	0-0	1	1	0/0
2022		38-11-49	0.5-1	0-0	2	5	1/0
9-8-23	Illinois	4-0-4	0-0	0-0	0	0	0/0
Career		64-15-79	0.5-1	0-0	3	8	2/0

Career Highs: Tackles - 8 (vs. Arkansas, 12-28-22), Forced Fumbles - 1 (Two Times, MR vs. Texas, 11-19-22), Pass deflections - 1 (Eight times, MR vs. Arkansas, 12-28-22), Interceptions - 1 (Three Times, MR vs. Arkansas, 12-28-22).



5

DOUG EMILIEN
 Wide Receiver | 6'1" | 190 | 1L | RS-So.
 Topeka, Kan. | Topeka HS/Minnesota

Notables:

- Caught his first-career reception vs. Iowa State (10-1-22)
- Completed his first-career touchdown reception vs. Arkansas in the 2022 Autozone Liberty Bowl

Career Receiving Stats

Date	Opponent	No.	Yds.	TD	Avg.
10-1-22	Iowa State	1	11	0	11.0
12-28-22	vs. Arkansas	1	10	1	10.0
2022		2	21	1	10.5
9-8-23	Illinois	2	15	0	7.5
Career		2	21	1	10.5

Career Highs: Receptions - 2 (vs. Illinois, 9-8-23), Yards - 15 (vs. Illinois, 9-8-23), Touchdowns - 1 (vs. Arkansas, 12-28-22), Long - 11 (vs. Iowa State, 10-1-22)



6

JALON DANIELS
 Quarterback | 6'0" | 215 | 3L | Jr.
 Lawndale, Calif. | Lawndale HS

Notables:

- Big 12 Preseason Offensive Player of the Year
- Preseason All-Big 12 First Team by Athlon
- Set the new KU passing yards game record with 544 passing yards vs. Arkansas in the 2022 Autozone Liberty Bowl
- In his first game back in 2023, Daniels managed 277 yards and two touchdowns with a 72.4 completion percentage (21-of-29)

Career Passing Stats

Date	Opponent	Cmp.-Att.	Pct.	Yds.	TD	Int	Rate
9-12-20	Coastal Carolina	1-2	50.0	13	0	0	104.6
9-26-20	at Baylor	19-33	57.6	159	0	0	98.0
10-3-20	Oklahoma State	3-5	60.0	2	0	0	63.4
10-24-20	at Kansas State	22-39	56.4	207	0	1	95.9
10-31-20	Iowa State	16-29	55.2	165	0	1	96.1
11-7-20	at Oklahoma	11-31	35.5	115	0	2	53.7
11-28-20	TCU	4-13	30.8	57	1	0	93.0
2020		76-152	50.0	718	1	4	86.6
9-10-21	at Coastal Carolina	3-5	60.0	49	0	0	142.3
9-18-21	Baylor	0-1	0.0	0	0	0	0.0
11-6-21	Kansas State	13-19	68.4	105	1	0	132.2
11-13-21	at Texas	21-30	70.0	202	3	0	159.6
11-20-21	at TCU	22-30	73.3	255	2	1	160.1
11-27-21	West Virginia	22-32	68.8	249	1	2	131.9
2021		81-117	69.2	860	7	3	145.6
9-2-22	Tennessee Tech	15-18	83.3	189	1	1	178.8
9-10-22	at West Virginia	18-29	62.1	219	3	0	159.6
9-17-22	at Houston	14-23	60.9	158	3	0	161.6
9-24-22	Duke	19-23	82.6	324	4	0	258.3
10-1-22	Iowa State	7-14	50.0	93	0	0	105.8
10-8-22	TCU	5-10	50.0	89	0	0	124.8
11-19-22	Texas	17-26	65.4	230	2	1	157.4
11-26-22	at Kansas State	20-32	62.5	168	0	0	106.6
12-28-22	vs. Arkansas	37-55	67.3	544	5	2	173.1
2022		152-230	66.1	2,014	18	4	162.0
9-8-23	Illinois	21-29	72.4	277	2	1	168.5
Career		330-528	62.5	3,869	28	12	137.0

Career Highs: Completions - 37 (vs. Arkansas, 12-28-22), Attempts - 55 (vs. Arkansas, 12-28-22), Yards - 544 (vs. Arkansas, 12-28-22), Touchdowns - 5 (vs. Arkansas, 12-28-22), Rating - 258.3 (vs. Arkansas, 12-28-22), Long - 73 (vs. Duke, 9-24-22).

Career Rushing Stats

Date	Opponent	No.	Yds.	TD	Avg.
9-12-20	Coastal Carolina	2	-7	0	-3.5
9-26-20	at Baylor	14	23	0	1.6
10-3-20	vs. Oklahoma State	4	4	0	1.0
10-24-20	at Kansas State	17	27	2	1.6
10-31-20	Iowa State	16	36	1	2.3
11-7-20	at Oklahoma	16	-43	0	-2.7
11-28-20	TCU	5	-16	0	-3.2
2020		74	24	3	0.3
9-10-21	at Coastal Carolina	2	-11	0	-5.5
11-6-21	Kansas State	2	3	0	1.5
11-13-21	at Texas	11	45	1	4.1
11-20-21	at TCU	6	37	1	6.2
2021		21	74	2	3.5
9-2-22	Tennessee Tech	3	29	1	9.7
9-10-22	at West Virginia	12	85	0	7.1
9-17-22	at Houston	12	123	2	10.2
9-24-22	Duke	11	89	1	8.1
10-1-22	Iowa State	8	9	1	1.1
10-8-22	TCU	7	6	0	0.9
11-19-22	Texas	2	12	0	6.0
11-26-22	at Kansas State	8	51	1	6.4
12-28-22	vs. Arkansas	14	21	1	1.5
2022		77	425	7	5.5
9-8-23	Illinois	11	24	0	2.2
Career		194	552	13	2.8

Career Highs: Rushes - 17 (at Kansas State, 10-24-20), Yards - 123 (Houston, 9-17-22), Touchdowns - 2 (Two Times, MR at Houston, 9-17-22), Long - 37 (at Houston, 9-17-22).



6

TAIWAN BERRYHILL

Linebacker | 6'2" | 230 | 3L | Jr.
New Orleans, La. | St. Augustine HS

Notables:

- Produced the fifth-most sacks in 2022 from his linebacker position, getting to the quarterback twice
- Logged a career-high eight tackles at Texas Tech (11-12-22)

Career Defensive Stats

Date	Opponent	UA-At-TT	TFL	Sack	Int.	PD	FF/R
10-31-20	Iowa State	1-0-1	0-0	0-0	0	0	0/0
11-7-20	at Oklahoma	0-1-1	0-0	0-0	0	0	0/0
11-28-20	TCU	2-0-2	0-0	0-0	0	0	0/0
12-5-20	at Texas Tech	0-1-1	0-0	0-0	0	0	0/0
2020		3-2-5	0-0	0-0	0	0	0/0
9-3-21	South Dakota	2-0-2	0-0	0-0	0	0	0/0
9-10-21	at Coastal Carolina	2-2-4	0-0	0-0	0	0	0/0
9-25-21	at Duke	2-4-6	0-0	0-0	0	0	0/0
10-16-21	Texas Tech	1-3-4	0-0	0-0	0	0	0/0
10-23-21	Oklahoma	0-2-2	0-0	0-0	0	0	0/0
10-30-21	at Oklahoma State	2-2-4	0-0	0-0	0	0	0/0
11-6-21	Kansas State	1-0-1	0-0	0-0	0	0	0/0
11-20-21	at TCU	2-2-4	0-0	0-0	0	0	0/0
2021		15-16-31	0-0	0-0	0	0	0/0
9-2-22	Tennessee Tech	3-0-3	1.0-2	0-0	0	0	0/0
9-10-22	at West Virginia	0-3-3	0.5-3	0-0	0	0	0/0
9-17-22	at Houston	2-1-3	1.0-3	1.0-3	0	0	0/0
10-1-22	Iowa State	2-1-3	1.0-10	1.0-10	0	0	0/0
10-8-22	TCU	1-2-3	0-0	0-0	0	0	0/0
10-15-22	at Oklahoma	3-3-6	0-0	0	0	0	0/0
10-22-22	at Baylor	1-2-3	1.0-3	0-0	0	0	0/0
11-5-22	Oklahoma State	1-0-1	0-0	0-0	0	0	0/0
11-12-22	at Texas Tech	7-1-8	1.0-3	0-0	0	0	0/0
11-19-22	Texas	3-1-4	0-0	0-0	0	1	0/0
11-26-22	at Kansas State	2-0-2	1.0-1	0-0	0	0	0/0
12-28-22	vs. Arkansas	2-5-7	0-0	0-0	0	0	0/0
2022		28-18-46	6.0-15	2.0-13	0	1	0/0
9-1-23	Missouri State	2-1-3	0.5-0	0-0	0	0	0/0
Career		47-38-85	6.5-15	2.0-13	0	1	0/0

Career Highs: Tackles - 8 (at Texas Tech, 11-12-22), Tackles for loss - 1.0 (Five Times, MR at Kansas State, 11-26-22), Sacks - 1.0 (Two Times, MR vs. Iowa State (10-1-22), Pass Deflections - 1 (vs. Texas, 11-19-22).



7

TREVOR WILSON

Wide Receiver | 5'11" | 200 | 2L | RS-Jr.
Tallahassee, Fla. | Amos P. Godby HS

Notables:

- Made 2022 debut at Baylor (10-22-22)
- Nabbed two receptions for 52 yards in the only game action he saw on the year
- Caught the game-long 47 yard reception at Baylor (10-22-22)

Career Receiving Stats

Date	Opponent	No.	Yds.	TD	Avg.
9-3-21	South Dakota	5	50	0	10.0
9-10-21	at Coastal Carolina	1	39	0	39.0
9-18-21	Baylor	1	5	1	5.0
9-25-21	at Duke	5	122	0	24.4
10-2-21	at Iowa State	3	55	0	18.3
10-16-21	Texas Tech	2	16	0	8.0
10-30-21	at Oklahoma State	2	4	0	4.0
11-6-21	Kansas State	4	53	0	13.3
11-13-21	at Texas	2	12	0	6.0
2021		23	344	1	15.0
10-22-22	at Baylor	2	52	0	26.0
2022		2	52	0	26.0
9-1-23	Missouri State	2	17	0	8.5
9-8-23	Illinois	2	8	0	4.0
2023		4	25	0	6.3
Career		33	441	1	13.4

Career Highs: Receptions - 5 (Twice, MR at Duke, 9-25-21), Yards - 122 (at Duke, 9-25-21), Touchdowns - 1 (vs. Baylor, 9-18-21), Long - 45 (at Duke, 9-25-21).

Career Rushing Stats

Date	Opponent	No.	Yds.	TD	Avg.
9-18-21	Baylor	1	14	0	14.0
10-16-21	Texas Tech	1	4	0	4.0
10-23-21	Oklahoma	2	4	0	2.0
11-13-21	at Texas	1	3	0	3.0
2021		5	25	0	5.0
Career		5	25	0	5.0

Career Highs: Rushes - 1 (Two times, MR vs. Texas Tech, 10-16-21), Yards - 14 (vs. Baylor, 9-18-21)

Career Kick Return Stats

Date	Opponent	No.	Yds.	TD	Avg.
9-1-23	Missouri State	2	61	0	30.5
9-8-23	Illinois	2	41	0	20.5
Career		4	102	0	25.5

Career Highs: Returns - 2 (Two Times, MR vs. Illinois, 9-8-23), Yards - 61 (vs. Missouri State, 9-1-23)

Career Punt Return Stats

Date	Opponent	No.	Yds.	TD	Avg.
9-8-23	Illinois	1	-2	0	-2.0

Career Highs: Returns - 1 (vs. Illinois, 9-8-23)



7

GAGE KEYS

Defensive Line | 6'5" | 280 | TR | RS-So.
Hilliard, Ohio | Hilliard Davidson HS/Minnesota

Notables:

- 2021 Academic All-Big Ten
- The Minnesota transfer saw action in seven games last season, including four Big Ten Conference games

Career Defensive Stats

Date	Opponent	UA-At-TT	TFL	Sack	Int.	PD	FF/R
9-1-23	Missouri State	0-2-2	0-0	0-0	0	0	0/0

Career Highs: Tackles - 2 (vs. Missouri State, 9-1-23)



8

KWINTON LASSITER

Cornerback | 5'11" | 185 | RS | RS-Jr.
Chandler, Ariz. | Free State HS

Notables:

- Saw action in all 13 games last season
- Recorded first-career interception vs. Missouri State in 2023 season opener

Career Defensive Stats

Date	Opponent	UA-At-TT	TFL	Sack	Int.	PD	FF/R
9-2-22	Tennessee Tech	1-0-1	0-0	0-0	0	0	0/0
11-19-22	Texas	1-0-1	0-0	0-0	0	0	0/0
11-26-22	at Kansas State	1-0-1	0-0	0-0	0	0	0/0
2022		3-0-3	0-0	0-0	0	0	0/0
9-1-23	Missouri State	1-1-2	0.5-2	0-0	1	0	1/0
9-8-23	Illinois	0-0-0	0-0	0-0	1	0	0/0
2023		1-1-2	0.5-2	0-0	2	0	0/0
Career		4-1-5	0.5-2	0-0	2	0	1/0

Career Highs: Tackles - 2 (Missouri State, 9-1-23), Interceptions - 1 (Two Times, MR vs. Illinois, 9-8-23), Tackles for loss - 0.5 (Missouri State, 9-1-23).



9

JASON BEAN

Quarterback | 6'3" | 195 | 2L | RS-Sr.
Mansfield, Texas | Lake Ridge HS

Notables:

- Led KU to a 37-16 win over conference opponent No. 18 Oklahoma State, as the starting quarterback to propel Kansas into bowl contention
- Passed for 1,280 yards and rushed for 222 yards throughout the 2022 season

Career Passing Stats

Date	Opponent	Cmp.-Att.	Pct.	Yds.	TD	Int.	Rate
9-3-21	South Dakota	17-26	65.4	163	2	0	143.4
9-10-21	at Coastal Carolina	12-23	52.2	189	0	0	121.2
9-18-21	Baylor	8-17	47.1	57	1	0	94.6
9-25-21	at Duke	19-32	59.4	323	2	2	152.3
10-2-21	at Iowa State	10-20	50.0	120	0	1	90.4
10-16-21	Texas Tech	11-21	52.4	80	0	1	74.9
10-23-21	Oklahoma	17-23	73.9	246	1	0	178.1
10-30-21	at Oklahoma State	3-10	30.0	10	0	2	-1.6
11-6-21	Kansas State	5-9	55.6	64	0	0	115.3
2021		102-181	56.4	1,252	6	6	118.8
9-2-22	Tennessee Tech	1-1	100.0	16	0	0	234.4
10-1-22	Iowa State	1-1	100.0	8	0	0	167.2
10-8-22	TCU	16-24	66.7	262	4	1	205.0
10-15-22	at Oklahoma	16-27	59.3	265	4	2	175.8
10-22-22	at Baylor	16-27	59.3	232	1	0	143.7


11-5-22	Oklahoma State	18-23	78.3	203	2	0	181.1
11-12-22	at Texas Tech	17-28	60.7	270	3	1	169.9
11-19-22	Texas	1-3	33.3	12	0	0	66.9
11-26-22	at Kansas State	1-1	100.0	12	0	0	200.8
12-28-22	vs. Arkansas	0-1	00.0	0	0	0	00.0
2022		87-136	64.0	1,280	14	4	171.1
9-1-23	Missouri State	22-28	78.6	276	2	0	184.9
Career		211-346	61.0	2,808	22	10	142.0

Career Highs: Completions - 22 (vs. Missouri State, 9-1-23), Attempts - 32 (at Duke, 9-25-21), Yards - 323 (at Duke, 9-25-21), Touchdowns - 4 (Two times, MR at Oklahoma, 10-15-22), Rate -234.4 (vs. Tennessee Tech, 9-2-22).

Career Rushing Stats

Date	Opponent	No.	Yds.	TD	Avg.
9-3-2021	South Dakota	15	54	0	3.6
9-10-21	at Coastal Carolina	13	102	2	7.8
9-18-21	Baylor	12	62	0	5.2
9-25-21	at Duke	15	51	0	3.6
10-2-21	at Iowa State	5	19	0	3.8
10-16-21	Texas Tech	5	14	0	2.8
10-21-21	Oklahoma	14	59	0	4.2
10-30-21	at Oklahoma State	9	24	0	2.7
11-6-21	Kansas State	3	13	0	4.3
11-20-21	at TCU	1	1	0	1.0
2021		92	402	2	4.4
9-2-22	Tennessee Tech	2	16	1	8.0
9-24-22	Duke	1	1	0	1.0
10-1-22	Iowa State	2	2	0	1.0
10-8-22	TCU	7	34	0	4.9
10-15-22	at Oklahoma	10	41	0	4.1
10-22-22	at Baylor	8	25	1	3.1
11-5-22	Oklahoma State	4	93	1	23.2
11-12-22	at Texas Tech	4	10	1	2.5
2022		38	222	4	5.8
9-1-23	Missouri State	4	41	0	8.2
Career		135	663	6	4.9

Career Highs: Rushes - 15 (Two times, MR at Duke, 9-25-21), Yards - 102 (at Coastal Carolina, 9-10-21), Touchdowns - 2 (at Coastal Carolina, 9-10-21), Long - 73 (vs. Oklahoma State, 11-5-22).



9

AUSTIN BOOKER

Defensive Line | 6'6" | 245 | TR | RS-So.
Greenwood, Ind. | Center Grove HS

Notables:

- Transferred from Minnesota following the 2022 season
- Sacked the quarterback twice for a loss of 13 yards vs. Illinois (9-8-23)

Career Defensive Stats

Date	Opponent	UA-At-TT	TFL	Sack	Int.	PD	FF/R
9-8-23	Illinois	2-1-3	2-0-13	2-0-13	0	0	0/0

Career Highs: Tackles - 3 (vs. Illinois, 9-8-23), Sacks - 2.0 (vs. Illinois, 9-8-23), Tackles for loss - 2.0 (vs. Illinois, 9-8-23)



10
JAYSON GILLIOM
 Safety | 6'2" | 215 | 1L | RS-Co.
 Suwanee, Ga. | North Gwinnett HS

Notables:

- Red-shirted during the 2022 season
- Has logged a tackle in every game this season

Career Defensive Stats

Date	Opponent	UA-At-TT	TFL	Sack	Int.	PD	FF/R
9-3-21	South Dakota	2-0-2	0-0	0-0	0	0	0/0
9-18-21	Baylor	1-0-1	0-0	0-0	0	0	0/0
10-2-21	at Iowa State	1-0-1	0-0	0-0	0	0	0/0
10-16-21	Texas Tech	1-1-2	0-0	0-0	0	0	0/0
10-23-21	Oklahoma	1-0-1	0-0	0-0	0	0	0/0
10-30-21	at Oklahoma State	2-0-2	0-0	0-0	0	0	0/0
11-6-21	Kansas State	1-0-1	0-0	0-0	0	0	0/0
11-13-21	at Texas	1-0-1	0-0	0-0	0	0	0/0
11-20-21	at TCU	2-0-2	0-0	0-0	0	0	0/0
2021		12-1-13	0-0	0-0	0	0	0/0
9-1-23	Missouri State	1-0-1	0-0	0-0	0	0	0/0
9-8-23	Illinois	1-0-1	0-0	0-0	0	0	0/0
2023		2-0-2	0-0	0-0	0	0	0/0
Career		13-1-14	0-0	0-0	0	0	0/0

Career Highs: Tackles - 2 (Four times, MR at TCU, 11-20-21).



11
LUKE GRIMM
 Wide Receiver | 6'0" | 190 | 3L | Jr.
 Raymore, Mo. | Raymore-Peculiar HS

Notables:

- Caught his 100th career-reception for a gain of 48 yards vs. Illinois (9-8-23)
- Logged 10 receptions for 167 yards and a touchdown vs. Arkansas in the 2022 Autozone Liberty Bowl

Career Receiving Stats

Date	Opponent	No.	Yds.	TD	Avg.
10-24-20	at Kansas State	1	28	0	28.0
10-31-20	Iowa State	4	53	0	13.3
11-7-20	at Oklahoma	4	61	0	15.3
11-28-20	TCU	4	72	2	18.0
12-5-20	at Texas Tech	6	41	0	6.8
2020		19	255	2	13.4
9-10-21	at Coastal Carolina	5	75	0	15.0
9-18-21	Baylor	2	25	0	12.5
10-2-21	at Iowa State	1	22	0	22.0
10-16-21	Texas Tech	3	33	1	11.0
10-23-21	Oklahoma	3	50	1	16.7
11-20-21	at TCU	4	39	1	9.8
2021		18	244	3	13.6
9-2-22	Tennessee Tech	2	27	0	13.5
9-10-22	at West Virginia	6	66	0	11.0
9-17-22	at Houston	2	6	1	3.0
9-24-22	Duke	5	63	1	12.6
10-1-22	Iowa State	4	46	0	11.5
10-8-22	TCU	6	73	1	12.2
10-15-22	at Oklahoma	1	19	0	19.0
11-5-22	Oklahoma State	7	65	0	9.3
11-12-22	at Texas Tech	3	21	1	7.0
11-19-22	Texas	3	22	1	7.3
11-26-22	at Kansas State	3	48	0	16.0
12-28-22	vs. Arkansas	10	167	1	16.7
2022		52	623	6	12.0
9-1-23	Missouri State	4	33	1	8.3

9-8-23	Illinois	3	69	0	23.0
2023		7	102	1	14.6
Career		100	1,329	12	13.3

Career Highs: Receptions - 10 (vs. Arkansas, 12-28-22), Yards - 167 (vs. Arkansas, 12-28-22), Touchdowns - 2 (vs. TCU, 11-28-20), Long - 48 (Two Times, MR vs. Illinois, 9-8-23)

Career Rushing Stats

Date	Opponent	No.	Yds.	TD	Avg.
11-7-20	at Oklahoma	2	12	0	6.0
11-28-20	TCU	1	-2	0	-2.0
2020		3	10	0	3.3
Career		3	10	0	3.3

Career Highs: Rushes - 2 (at Oklahoma, 11-7-20), Yards - 12 (at Oklahoma, 11-7-20)

Career Kick Return Stats

Date	Opponent	No.	Yds.	TD	Avg.
9-3-21	South Dakota	1	27	0	27.0
2021		1	27	0	27.0
Career		1	27	0	27.0

Career Highs: Returns - 1 (vs. South Dakota, 9-3-21), Yards - 27 (vs. South Dakota, 9-3-21).



12
TORRY LOCKLIN
 Running Back | 6'2" | 205 | 2L | RS-Jr.
 Rockdale, Texas | Rockdale HS

Notables:

- Caught the game-long, 60-yard touchdown at Houston (9-17-22)
- Led the Jayhawks with two fumble recoveries in 2022
- Ended 2022 with two receiving touchdowns and one rushing touchdown

Career Rushing Stats

Date	Opponent	No.	Yds.	TD	Avg.
10-19-19	at Texas	2	2	0	1.0
11-23-19	at Iowa State	1	2	0	2.0
2019		3	4	0	1.3
9-3-21	South Dakota	5	8	0	1.6
9-10-21	at Coastal Carolina	3	11	0	3.7
9-18-21	Baylor	2	0	0	0.0
9-25-21	at Duke	7	47	1	6.7
10-2-21	at Iowa State	12	39	1	3.3
10-16-21	Texas Tech	3	8	0	2.7
10-23-21	Oklahoma	3	3	0	1.0
10-30-21	at Oklahoma State	1	1	0	1.0
2021		36	117	2	3.3
9-2-22	Tennessee Tech	1	3	0	3.0
9-24-22	Duke	2	2	0	1.0
11-19-22	Texas	3	10	0	3.3
11-26-22	at Kansas State	6	17	1	2.8
2022		12	32	1	2.7
9-8-23	Illinois	1	1	0	1.0
Career		52	154	3	3.0


Career Highs: Rushes - 12 (at Iowa State, 10-2-21), Yards - 47 (at Duke, 9-25-21), Touchdowns - 1 (Three times, MR at Kansas State, 11-26-22), Long - 36 (at Duke, 9-25-21).

Career Receiving Stats

Date	Opponent	No.	Yds.	TD	Avg.
9-25-21	at Duke	1	20	1	20.0
10-2-21	at Iowa State	1	1	0	1.0
11-6-21	Kansas State	1	3	0	3.0
2021		3	24	1	8.0
9-17-22	at Houston	1	60	1	60.0
10-15-22	at Oklahoma	1	8	0	8.0
11-19-22	Texas	1	14	1	14.0
11-26-22	at Kansas State	2	23	0	11.5
12-28-22	vs. Arkansas	3	50	0	16.7
2022		8	155	2	19.4

9-1-23	Missouri State	1	4	0	4.0
9-8-23	Illinois	1	4	1	4.0
2023		2	8	1	4.0
Career		13	187	4	14.4

Career Highs: Receptions - 3 (vs. Arkansas, 12-28-22), Yards - 60 (at Houston, 9-17-22), Touchdowns - 1 (Four Times, MR vs. Illinois, 9-8-23), Long - 60 (at Houston, 9-17-22).



13

DYLAN BROOKS
 Defensive End | 6'4" | 232 | TR | RS-So.
 Roanoke, Ala. | Handley HS/Auburn

Notables:

- Transferred from Auburn following the 2022 season
- Produced the first tackle of his Kansas career vs. Missouri State (9-1-23)

Career Defensive Stats

Date	Opponent	UA-At-TT	TFL	Sack	Int.	PD	FF/R
9-1-23	Missouri State	1-0-1	0-0	0-0	0	0	0/0

Career Highs: Tackles - 1 (vs. Missouri State, 9-1-23)



13

KEATON KUBECKA
 Wide Receiver | 6'2" | 198 | HS | Fr.
 Austin, Texas | Westlake HS

Notables:

- A 247Sports and Rivals 3-star recruit
- Finished his senior year with 53 receptions for 828 yards and nine touchdowns



14

JALEN DYE
 Safety | 6'0" | 195 | TR | RS-So.
 San Diego, Calif. | Cathedral Catholic HS/
 Palomar College

Notables:

- Played one season at Palomar before transferring to KU
- Named the defensive MVP of team's bowl game

Career Defensive Stats

Date	Opponent	UA-At-TT	TFL	Sack	Int.	PD	FF/R
9-1-23	Missouri State	0-0-0	0-0	0-0	0	1	0/0

Career Highs: Pass Deflections - 1 (vs. Missouri State, 9-1-23)



14

MIKEY PAULEY
 Quarterback | 6'5" | 220 | TR | RS-Fr.
 Overland Park, Kan. | Blue Valley Northwest/
 Nebraska

Notables:

- Transferred from Nebraska following the 2022 season
- Was a three-sport standout athlete in high school



15

COLE BALLARD
 Quarterback | 6'2" | 210 | HS | Fr.
 Westfield, Ind. | Westfield HS

Notables:

- Was named to the Indiana 6A All-State Team
- Was named an All-Academic Player for the 2022 high school season
- Saw action in the 2023 season opener vs. Missouri State (9-1-23)



15

CRAIG YOUNG
 Linebacker | 6'3" | 225 | 1L | RS-Sr.
 Fort Wayne, Ind. | Wayne HS/Ohio State

Notables:

- Preseason All-Big 12 Fourth Team by Phil Steele and Athlon
- Started in all 13 games during the 2022 season
- Recorded a career-high eight tackles at Kansas State (11-26-22)

Career Defensive Stats

Date	Opponent	UA-At-TT	TFL	Sack	Int.	PD	FF/R
9-2-22	Tennessee Tech	1-1-2	0-0	0-0	0	0	0/0
9-10-22	at West Virginia	2-5-7	0-0	0-0	0	2	0/0
9-17-22	at Houston	7-0-7	1.0-2	1.0-2	0	0	0/0
9-24-22	Duke	4-1-5	0-0	0-0	0	0	0/0
10-1-22	Iowa State	5-0-5	1.0-8	1.0-8	0	0	0/0
10-8-22	TCU	4-1-5	1.0-3	0-0	0	0	0/0
10-15-22	at Oklahoma	2-1-3	1.0-6	1.0-6	0	0	0/0
10-22-22	at Baylor	2-2-4	0-0	0-0	1	1	0/0
11-5-22	Oklahoma State	4-1-5	0.5-2	0.5-2	0	0	0/0
11-12-22	at Texas Tech	3-1-4	0-0	0-0	0	0	0/0
11-19-22	Texas	1-2-3	0-0	0-0	0	0	0/0
11-26-22	at Kansas State	7-1-8	1.0-5	1.0-5	0	1	1/0
12-28-22	vs. Arkansas	0-2-2	0-0	0-0	0	0	0/0

2022		42-18-60	5.5-26	4.5-23	1	4	1/0
9-8-23	Illinois	2-1-3	0-0	0-0	0	0	0/0
Career		44-19-63	5.5-26	4.5-23	1	4	1/0

Career Highs: Tackles - 8 (at Kansas State, 11-26-22), Pass Deflections - 2 (at West Virginia, 9-10-22), Sacks - 1.0 (Four Times, MR at Kansas State, 11-26-22), Interceptions - 1 (at Baylor, 10-22-22), Forced fumbles - 1 (at Kansas State, 11-26-22)




16

LOGAN BRANTLEY
 Linebacker | 6'2" | 211 | HS | Fr.
 Denver, Colo. | Cherry Creek HS

Notables:

- A 247Sports and Rivals three-star recruit
- Led his team to a 5A state championship his senior year
- Coached by former NFL receiver Dave Logan



16

BEN EASTERS
Quarterback | 6'3" | 215 | RS | RS-So.
Brownsburg, Ind. | Brownsburg HS

Notables:

- Did not see action in 2022
- A 247Sports and Rivals three-star recruit out of high school



17

JADEN HAMM
Tight End | 6'6" | 245 | HS | Fr.
Eudora, Kan. | Eudora HS

Notables:

- An ESPN four-star recruit and 247Sports/Rivals three-star recruit
- Rated as the fifth-best player in Kansas and 25th tight end in the country



17

AKILI HUBBARD
Safety | 6'2" | 205 | TR | Jr.
Bellflower, Calif. | Bellflower HS/Golden West College

Notables:

- Transferred from Golden West College following the 2022 season
- Was a part of a Golden West secondary that led the country with 25 interceptions



18

KALON GERVIN
Cornerback | 5'11" | 195 | TR | RS-Jr.
Detroit, Mich. | Cass Technical HS/Michigan State

Notables:

- Saw action in 12 games in 2022
- Recorded his first career tackle-for-loss at Oklahoma (10-15-22)

Career Defensive Stats

Date	Opponent	UA-At-TT	TFL	Sack	Int.	PD	FF/R
9-2-22	Tennessee Tech	1-1-2	0-0	0-0	0	0	0/0
9-10-22	at West Virginia	3-1-4	0-0	0-0	0	0	0/0
9-17-22	at Houston	0-0-0	0-0	0-0	0	1	0/0
9-24-22	Duke	3-0-3	0-0	0-0	0	0	0/0
10-1-22	Iowa State	3-0-3	0-0	0-0	0	0	0/0
10-15-22	at Oklahoma	3-2-5	0-0	0-0	0	0	0/0
10-22-22	at Baylor	1-0-1	0-0	0-0	0	0	0/0
11-5-22	Oklahoma State	1-0-1	1.0-1	0-0	0	1	0/0
11-12-22	at Texas Tech	0-0-0	0-0	0-0	0	1	0/0
11-19-22	Texas	0-0-0	0-0	0-0	0	1	0/0
11-26-22	at Kansas State	1-0-1	0-0	0-0	0	0	0/0
12-28-22	vs. Arkansas	1-0-1	0-0	0-0	0	0	0/0
2022		17-4-21	1.0-1	0-0	0	4	0/0
9-1-23	Missouri State	2-0-2	0-0	0-0	0	0	0/0
9-8-23	Illinois	0-0-0	0-0	0-0	0	1	0/0
2023		2-0-2	0-0	0-0	0	1	0/0
Career		19-4-23	1.0-1	0-0	0	5	0/0

Career Highs: Tackles - 5 (at Oklahoma, 10-15-22), Pass Deflections - 1 (Five Times, MR vs. Illinois, 9-8-23), Tackles for loss - 1.0 (vs. Oklahoma State, 11-5-22).



18

JACK JACKSON
Quarterback | 6'3" | 195 | RS | RS-So.
Dallas, Texas | Highland Park HS




19

TJ CREWS IV
Quarterback | 6'0" | 190 | HS | Fr.
Lenexa, Kan. | Christ Prep Academy

Notables:

- Was named the offensive MVP following the 2022 season for his high school team
- Scored a team-high 15 touchdowns as a senior



19

TRISTIAN FLETCHER
Linebacker | 6'0" | 225 | 1L | RS-So.
Cypress, Texas | Cy Ridge HS/Trinity Valley CC

Notables:

- Recorded his first tackle vs. Tennessee Tech (9-2-22)
- Saw action in three games during the 2022 season

Career Defensive Stats

Date	Opponent	UA-At-TT	TFL	Sack	Int.	PD	FF/R
9-2-22	Tennessee Tech	1-0-1	0-0	0-0	0	0	0/0
11-12-22	at Texas Tech	1-0-1	0-0	0-0	0	0	0/0
2022		2-0-2	0-0	0-0	0	0	0/0

Career Highs: Tackles - 1 (Two Times, MR at Texas Tech, 11-12-22).



20

DONOVAN GAINES
Linebacker | 5'10" | 220 | 1L | RS-So.
Moore, Okla. | Southmoore HS

Notables:

- Recorded his first tackle as a member of the program vs. TCU (10-8-22)
- Saw action in five games on the defense

Career Defensive Stats

Date	Opponent	UA-At-TT	TFL	Sack	Int.	PD	FF/R
10-8-22	TCU	1-0-1	0-0	0-0	0	0	0/0
10-15-22	at Oklahoma	1-0-1	0-0	0-0	0	0	0/0
11-19-22	Texas	1-0-1	0-0	0-0	0	0	0/0
2022		3-0-3	0-0	0-0	0	0	0/0
9-1-23	Missouri State	0-1-1	0-0	0-0	0	0	0/0
9-8-23	Illinois	0-1-1	0-0	0-0	0	0	0/0
2023		0-2-2	0-0	0-0	0	0	0/0
Career		3-2-5	0-0	0-0	0	0	0/0

Career Highs: Tackles - 1 (Five Times, MR vs. Illinois, 9-8-23).



20
DANIEL HISHAW JR.
 Running Back | 5'10" | 220 | 2L | RS-So.
 Moore, Okla. | Moore HS

Notables:

- Has totaled a touchdown in each of the games this season
- Made a career-high 73-yard receiving touchdown vs. Duke (9-24-22)

Career Rushing Stats

Date	Opponent	No.	Yds.	TD	Avg.
9-12-20	Coastal Carolina	2	2	0	1.0
9-26-20	at Baylor	1	0	0	0.0
10-3-20	Oklahoma State	5	51	0	10.2
10-24-20	at Kansas State	6	14	0	2.3
10-31-20	Iowa State	6	2	1	0.3
11-7-20	at Oklahoma	10	73	0	7.3
12-5-20	at Texas Tech	22	87	1	4.0
2020		55	229	2	4.4
9-2-22	Tennessee Tech	5	56	1	11.2
9-10-22	at West Virginia	10	63	2	6.3
9-17-22	at Houston	11	51	1	4.6
9-24-22	Duke	10	64	0	6.4
10-1-22	Iowa State	8	28	1	3.5
2022		44	262	5	6.0
9-1-23	Missouri State	4	29	1	7.2
9-8-23	Illinois	12	98	1	8.2
2023		16	127	2	7.9
Career		112	618	10	5.5

Career Highs: Rushes - 22 (at Texas Tech, 12-5-20), Yards - 98 (vs. Illinois, 9-8-23), Touchdowns - 2 (at West Virginia, 9-10-22), Long - 47 (at Oklahoma, 11-7-20).

Career Receiving Stats

Date	Opponent	No.	Yds.	TD	Avg.
10-24-20	at Kansas State	1	9	0	9.0
10-31-20	Iowa State	1	-2	0	-2.0
12-5-20	at Texas Tech	3	21	0	7.0
2020		5	28	0	5.6
9-2-22	Tennessee Tech	1	5	0	5.0
9-17-22	at Houston	1	17	0	17.0
9-24-22	Duke	1	73	1	73.0

Career Highs: Receptions - 3 (at Texas Tech, 12-5-20), Yards - 73 (vs. Duke, 9-24-22), Touchdowns - 1 (vs. Duke, 9-24-22), Long - 73 (vs. Duke, 9-24-22).



22
BRIAN DILWORTH
 Cornerback | 5'11" | 180 | RS | RS-Fr.
 Hollywood, Fla. | Chaminade-Madonna Prep

Notables:

- Recorded one tackle in the only action he saw vs. Arkansas in the 2022 Autozone Liberty Bowl

Career Defensive Stats

Date	Opponent	UA-At-TT	TFL	Sack	Int.	PD	FF/R
12-28-22	vs. Arkansas	0-1-1	0-0	0	0	0	0/0
Career Highs:							

Tackles - 1 (vs. Arkansas, 12-28-22).



23
MASON ELLIS
 Safety | 6'2" | 205 | RS | RS-Fr.
 Mulvane, Kan. | Mulvane HS

Notables:

- Did not see action in the 2022 season, red-shirted



24
REIS VERNON
 Punter | 6'2" | 195 | 3L | Jr.
 Bixby, Okla. | Bixby HS

Notables:

- Was named Academic All-Big 12 Football First Team in 2021
- Landed 10 punts inside the 20-yard line in 2022

Career Punting Stats

Date	Opponent	No.	Yds.	Avg.
10-24-20	at Kansas State	5	173	34.6
10-31-20	Iowa State	5	258	43.0
11-7-20	at Oklahoma	9	331	36.8
11-28-20	TCU	11	408	37.1
12-5-20	at Texas Tech	7	268	38.3
2020		38	1,438	37.8
9-3-21	South Dakota	7	281	40.1
9-10-21	at Coastal Carolina	1	38	38.0
9-18-21	Baylor	8	376	47.0
9-25-21	at Duke	4	131	38.3
10-2-21	at Iowa State	5	208	41.6
10-16-21	Texas Tech	4	129	32.3
10-23-21	Oklahoma	1	36	36.0
10-30-21	at Oklahoma State	7	310	44.3
11-6-21	Kansas State	4	177	44.2
11-13-21	at Texas	4	153	38.2
11-20-21	at TCU	3	102	34.0
11-27-21	West Virginia	1	40	40.0
2021		49	1,981	40.4
9-10-22	at West Virginia	3	129	43.0
9-17-22	at Houston	2	86	43.0
9-24-22	Duke	1	45	45.0
10-1-22	Iowa State	6	239	39.8
10-8-22	TCU	3	125	41.7
10-15-22	at Oklahoma	5	212	42.4
10-22-22	at Baylor	2	63	31.5
11-5-22	Oklahoma State	3	94	31.3
11-12-22	at Texas Tech	2	96	48.0
11-19-22	Texas	3	118	39.3
11-26-22	at Kansas State	5	190	38.0
2022		35	1,397	39.9
Career		122	4,816	39.5

Career Highs: Punts - 11 (vs. TCU, 11-28-20), Yards - 408 (vs. TCU, 11-28-20), Game average - 48.0 (at Texas Tech, 11-12-22).



24
DAMARIUS MCGHEE
 Cornerback | 6'0" | 170 | TR | RS-So.
 Pensacola, Fla. | Pensacola HS/LSU

Notables:

- Transferred from LSU following the 2022 season
- Started in the Valero Texas Bowl in 2021 as a freshman



25
DYLAN MCDUFFIE
 Running Back | 6'0" | 220 | TR | RS-Sr.
 Buffalo, N.Y. | Sweet Home HS/Georgia Tech

Notables:

- Transferred from Georgia Tech following the 2022 season
- Recorded a rushing touchdown as a Yellow Jacket against Western Carolina (9-10-2022)
- Produced 40 yards and a touchdown off of six touches in his first game at KU

Career Rushing Stats

Date	Opponent	No.	Yds.	TD	Avg.
9-1-23	Missouri State	6	40	1	6.7
9-8-23	Illinois	7	19	0	2.7
2023		13	59	1	4.5

Career Highs: Rushes - 7 (vs. Illinois, 9-8-23), Yards - 40 (vs. Missouri State, 9-1-23), Touchdowns - 1 (vs. Missouri State, 9-1-23).



25
KALEB PURDY
 Safety | 5'11" | 185 | RS | RS-Fr.
 St. Peters, Mo. | DeSmet Jesuit HS

Notables:

- Did not see action in the 2022 season, red-shirted



26
KRISHAWN BROWN
 Linebacker | 6'1" | 220 | 1L | RS-So.
 Tulsa, Okla. | Booker T. Washington HS

Notables:


- Played in three games as a part of the special teams unit in 2022



26
JOHNNY THOMPSON JR.
 Running Back | 5'11" | 186 | HS | Fr.
 Canoga Park, Calif. | Oaks Christian School

Notables:


- A 247Sports and Rivals 3-star recruit
- Rushed for 1,035 yards and 16 touchdowns on 152 carries as a senior



27
TAYLOR DAVIS
 Safety | 6'0" | 180 | HS | Fr.
 Missouri City, Texas | Ridge Point HS

Notables:

- A 247Sports and Rivals 3-star recruit
- Touchdown Club of Houston 2022 Defensive Player of the Year finalist



28
JB BROWN
 Linebacker | 6'2" | 230 | TR | Jr.
 Hughes, Ark. | Har-Ber HS/Bowling Green

Notables:

- Transferred from Bowling Green following the 2022 season
- Produced six tackles including two tackles for loss and one sack vs. Illinois (9-8-23)

Career Defensive Stats

Date	Opponent	UA-At-TT	TFL	Sack	Int.	PD	FF/R
9-1-23	Missouri State	2-2-4	0.5-2	0-0	0	1	0/0
9-8-23	Illinois	3-3-6	2.0-7	1.0-6	0	1	0/0
2023		5-5-10	2.5-9	1.0-6	0	2	0/0

Career Highs: Tackles - 6 (vs. Illinois, 9-8-23), Tackles for loss - 2.0 (vs. Illinois, 9-8-23), Sacks - 1.0 (vs. Illinois, 9-8-23), Pass deflections - 1 (Two Times, MR vs. Illinois, 9-8-23)



28
SEVION MORRISON
 Running Back | 6'0" | 210 | 1L | Jr.
 Tulsa, Okla. | Edison HS/Nebraska

Notables:

- Ran for a career-high 70 yards on eight touches in season opener vs. Tennessee Tech (9-2-22) last season.

Career Rushing Stats

Date	Opponent	No.	Yds.	TD	Avg.
9-2-22	Tennessee Tech	8	70	1	8.8
9-10-22	at West Virginia	1	7	0	7.0
9-17-22	at Houston	1	30	0	30.0
9-24-22	Duke	2	3	0	1.5
10-8-22	TCU	1	40	0	40.0
10-15-22	at Oklahoma	3	1	0	0.3
10-22-22	at Baylor	2	3	0	1.5
11-19-22	Texas	5	11	0	2.2
2022		23	165	1	7.2

9-1-23	Missouri State	8	41	1	5.1
Career		31	206	2	6.7

Career Highs: Rushes - 8 (Two Times, MR vs. Missouri State, 9-1-23), Yards - 70 (vs. Tennessee Tech, 9-2-22), Touchdowns - 1 (Two Times, MR vs. Missouri State, 9-1-23).

Career Receiving Stats

Date	Opponent	No.	Yds.	TD	Avg.
9-17-22	at Houston	1	13	0	13.0
10-8-22	TCU	1	1	0	1.0
10-22-22	at Baylor	1	12	0	12.0
2022		3	26	0	8.7

Career		3	26	0	8.7
---------------	--	----------	-----------	----------	------------

Career Highs: Receptions - 1 (Three Times, MR at Baylor, 10-22-22), Yards - 13 (at Houston, 9-17-22).

Career Kick Return Stats

Date	Opponent	No.	Yds.	TD	Avg.
10-1-22	Iowa State	2	58	0	29.0
11-19-22	Texas	3	63	0	21.0
12-28-22	vs. Arkansas	1	7	0	7.0
2022		6	128	0	21.3

Career		6	128	0	21.3
---------------	--	----------	------------	----------	-------------

Career Highs: Returns - 3 (vs. Texas, 11-19-22), Yards - 63 (vs. Texas, 11-19-22).



29
JAMEEL CROFT
 Cornerback | 6'0" | 177 | HS | Fr.
 Detroit, Mich. | Martin Luther King HS

Notables:

- A 247Sports and Rivals 3-star recruit
- 2022 Michigan Associated Press Division 3A All-State Team



29
REECE THOMAS
 Wide Receiver | 5'10" | 178 | RS | RS-So.
 Lansing, Kan. | Lansing HS



30
RICH MILLER
 Linebacker | 6'1" | 230 | 2L | Sr.
 Detroit, Mich. | Martin Luther King HS/Buffalo

Notables:

- Preseason All-Big 12 Third Team by Athlon
- Started in all 13 games in 2022 at linebacker
- Notched a season-high 12 tackles at West Virginia (9-10-22)

Career Defensive Stats

Date	Opponent	UA-At-TT	TFL	Sack	Int.	PD	FF/R
9-3-21	South Dakota	1-0-1	0-0	0-0	0	0	0/0
9-10-21	at Coastal Carolina	2-2-4	0-0	0-0	0	1	0/0
9-18-21	Baylor	1-0-1	0-0	0-0	0	0	0/0
9-25-21	at Duke	7-7-14	0-0	0-0	0	0	0/0
10-2-21	at Iowa State	3-2-5	0-0	0-0	0	0	0/0
10-16-21	Texas Tech	7-0-7	1.0-1	1.0-12	0	0	0/0
10-23-21	Oklahoma	3-3-6	0-0	0-0	0	0	1/0
10-30-21	at Oklahoma State	7-2-9	1.0-2	0-0	0	0	0/0
11-6-21	Kansas State	8-0-8	0-0	0-0	0	1	0/0
11-13-21	at Texas	8-0-8	1.0-1	0-0	0	0	0/1
11-20-21	at TCU	3-4-7	0-0	0-0	0	0	0/0
11-27-21	West Virginia	7-2-9	2.0-15	1.0-14	0	0	0/0
2021		57-22-79	5.0-19	2.0-26	0	2	1/1
9-2-22	Tennessee Tech	2-4-6	0-0	0-0	0	0	0/0
9-10-22	at West Virginia	7-5-12	0-0	0-0	0	0	0/0
9-17-22	at Houston	7-2-9	1.0-7	0-0	0	0	0/0
9-24-22	Duke	4-0-4	0-0	0-0	0	0	0/0
10-1-22	Iowa State	2-5-7	0.5-1	0-0	0	0	0/0
10-8-22	TCU	5-4-9	0.5-1	0-0	0	0	0/0
10-15-22	at Oklahoma	4-5-9	0-0	0-0	0	0	0/0
10-22-22	at Baylor	6-1-7	0-0	0-0	0	0	0/0
11-5-22	Oklahoma State	5-1-6	1.0-4	1.0-4	1	1	0/0
11-12-22	at Texas Tech	4-2-6	0-0	0-0	0	0	0/0
11-19-22	Texas	3-1-4	0-0	0-0	0	0	0/0
11-26-22	at Kansas State	4-0-4	0-0	0-0	0	0	0/0
12-28-22	vs. Arkansas	3-8-11	0-0	0-0	0	0	0/0
2022		56-38-94	3.0-13	1.0-4	1	1	0/0
9-1-23	Missouri State	6-1-7	0-0	0-0	0	0	0/0
9-8-23	Illinois	2-0-2	0-0	0-0	0	0	0/0
2023		8-1-9	0-0	0-0	0	0	0/0
Career		121-61-182	8.0-32	3.0-30	1	3	1/1

Career Highs: Tackles - 12 (at West Virginia, 9-10-22), Tackles for Loss - 1 (Five times, MR vs. Oklahoma State, 11-5-22), Sacks - 1 (Two Times, MR vs. Oklahoma State, 11-5-22), Pass deflections - 1 (Three times, MR vs. Oklahoma State, 11-5-22), Forced Fumbles - 1 (vs. Oklahoma, 10-23-21), Fumble Recoveries - 1 (at Texas, 11-13-21), Interceptions - 1 (vs. Oklahoma State, 11-5-22).



30
CARSON MORGAN
 Running Back | 6'0" | 200 | HS | Fr.
 Bentonville, Ark. | Bentonville HS

Notables:

- Accumulated over 1,500 rushing yards, 700 career receiving yards and 17 total touchdowns at Bentonville high school
- Arkansas 7A West Second Team All-Conference



31
LANDON NELSON
 Safety | 5'11" | 190 | 1L | RS-So.
 Maui, Hawaii | Valley HS

Notables:

- Saw action for the first time last season vs. Texas (11-19-22)
- Recorded his first tackle as a Jayhawk vs. Texas (11-19-22)

Career Defensive Stats

Date	Opponent	UA-At-TT	TFL	Sack	Int.	PD	FF/R
11-19-22	Texas	1-0-1	0-0	0-0	0	0	0/0
Career Highs:							
Tackles - 1 (vs. Texas, 11-19-22).							



32
DYLAN DOWNING
 Linebacker | 6'1" | 235 | 1L | RS-Jr.
 Kansas City, Kan. | Bishop Miege HS

Notables:

- Saw action in five games during the 2022 season
- Recorded a career-high two tackles at Kansas State (11-26-22)

Career Defensive Stats

Date	Opponent	UA-At-TT	TFL	Sack	Int.	PD	FF/R
10-8-22	TCU	1-0-1	0-0	0-0	0	0	0/0
11-12-22	at Texas Tech	1-0-1	0-0	0-0	0	0	0/0
11-26-22	at Kansas State	2-0-2	0-0	0-0	0	0	0/0
2022		4-0-4	0-0	0-0	0	0	0/0
Career		4-0-4	0-0	0-0	0	0	0/0
Career Highs:							
Tackles - 2 (at Kansas State, 11-26-22).							



34
OWEN PIEPERGERDES
 Kicker | 6'6" | 260 | RS | RS-So.
 Kansas City, Mo. | Rockhurst HS

Notables:

- Saw time as the place kicker in four games in 2022
- Went a perfect 9-for-9 in PATs during 2022

Career Kicking Stats

Date	Opponent	FGM-A	Pct.	XPM-A	Pct.	Pts.
11-19-22	Texas	0-0	00.0	2-2	100.0	2
11-26-22	at Kansas State	0-0	00.0	3-3	100.0	3
12-28-22	vs. Arkansas	1-1	100.0	4-4	100.0	7
2022		1-1	100.0	9-9	100.0	12
Career		1-1	100.0	9-9	100.0	12

Career Highs: Long - 36 (vs. Arkansas, 12-28-22), Field Goals Made - 1 (vs. Arkansas, 12-28-22), Extra Points Made - 4 (vs. Arkansas, 12-28-22), Points - 7 (vs. Arkansas, 12-28-22).



34
ALEX RAICH
 Linebacker | 6'3" | 215 | TR | Jr.
 Chur, Switzerland | Quader Schulhaus/Golden West College

Notables:

- Transferred from Golden West College following the 2022 season



35
BILLY CONAWAY
 Running Back | 6'2" | 220 | TR | RS-Jr.
 Kansas City, Kan. | Shawnee Mission North/ Butler CC

Notables:

- Transferred from Butler Community College following the 2022 season



35
TONY TERRY
 Defensive End | 6'5" | 250 | HS | Fr.
 Jackson, Mo. | Jackson HS

Notables:

- Class 5A All-Region and SEMO All-Conference



36
PATRICK JOYNER JR.
 Defensive End | 6'3" | 250 | TR | RS-Sr.
 Miami, Florida | South Dade HS/Miami/Utah State

Notables:

- Transferred from Utah State following the 2022 season
- Notched his first tackles of his Kansas career vs. Illinois (9-8-23)

Career Defensive Stats

Date	Opponent	UA-At-TT	TFL	Sack	Int.	PD	FF/R
9-8-23	Illinois	2-0-2	1.0-1	1.0-1	0	0	0/0



36
ISAIAH COPPAGE
 Wide Receiver | 6'0" | 191 | HS | Fr.
 Shawnee Mission, Kan. | Bishop Miege HS

Notables:

- 2022 Otis Taylor Award Winner, awarded to the Kansas City Metro's best wide receiver/tight end
- Selected to play in the 2023 Kansas Shrine Bowl



37
HAYDEN HATCHER
 Defensive End | 6'3" | 240 | 3L | RS-Sr.
 Council Bluffs, Iowa | Lewis Central HS

Notables:

- Recorded at least one tackle in 10 games during the 2022 season
- Tallied a career-high seven tackles with two tackles for loss vs. Missouri State (9-1-13)

Career Defensive Stats

Date	Opponent	UA-At-TT	TFL	Sack	Int.	PD	FF/R
9-26-20	at Baylor	0-2-2	0.0	0-0	0	0	0/0
10-3-20	Oklahoma State	3-0-3	1.0-1	0-0	0	0	0/0
10-24-20	at Kansas State	1-0-1	0-0	0-0	0	0	0/0
10-31-20	Iowa State	1-0-1	0-0	0-0	0	0	0/0
2020		5-2-7	1.0-1	0.0	0	0	0/0
9-3-21	South Dakota	1-0-1	0-0	0-0	0	0	0/0
9-10-21	at Coastal Carolina	2-0-2	0-0	0-0	0	0	0/0
9-25-21	at Duke	1-2-3	0-0	0-0	0	0	0/1
2021		4-2-6	0-0	0-0	0	0	0/1
9-2-22	Tennessee Tech	1-2-3	1.5-5	0.5-2	0	0	0/0
9-10-22	at West Virginia	1-1-2	0-0	0-0	0	0	0/0
9-17-22	at Houston	2-2-4	0-0	0-0	0	0	0/0
10-8-22	TCU	0-1-1	0-0	0-0	0	0	0/0
10-15-22	at Oklahoma	1-0-1	0-0	0-0	0	0	0/0
10-22-22	at Baylor	1-1-2	0-0	0-0	0	0	0/0
11-5-22	Oklahoma State	0-2-2	0.5-0	0-0	0	0	0/0
11-12-22	at Texas Tech	1-0-1	0-0	0-0	0	0	0/0
11-19-22	Texas	2-0-2	0-0	0-0	0	0	0/0
12-28-22	vs. Arkansas	0-3-3	0-0	0-0	0	1	0/0
2022		9-12-21	2.0-5	0.5-2	0	1	0/0
9-1-23	Missouri State	2-5-7	2.0-3	0-0	0	0	0/0
9-8-23	Illinois	0-3-3	0.5-1	0-0	0	0	0/0
2023		2-8-10	2.5-4	0-0	0	0	0/0
Career		20-24-44	5.5-10	0.5-2	0	1	0/1

Career Highs: Tackles - 7 (vs. Missouri State, 9-1-23), Tackles for Loss - 2.0 (vs. Missouri State, 9-1-23), Sacks - 0.5 (vs. Tennessee Tech, 9-2-22) Fumble recoveries - 1 (at Duke, 9-25-21).



37
GRAYDEN ADDISON
 Punter | 5'11" | 220 | 1L | RS-So.
 Noblesville, Ind. | Noblesville HS

Notables:

- Made his Kansas debut vs. the Longhorns (11-19-22)
- Punted four times in the 2022 Autozone Liberty bowl for 158 yards

Career Punting Stats

Date	Opponent	No.	Yds.	Avg.
11-19-22	Texas	1	28	28.0
12-28-22	vs. Arkansas	4	158	39.5
2022		5	186	37.2


Career highs: Punts - 4 (vs. Arkansas, 12-28-22), Yards - 158 (vs. Arkansas, 12-28-22), Game average - 39.5 (vs. Arkansas, 12-28-22).



38
JACK SCHNEIDER
 Cornerback | 6'3" | 175 | HS | Fr.
 Overland Park, Kan. | Blue Valley West

Notables:

- Named First Team All-State and First Team All-Conference in 2022
- Selected to play in the 2023 Kansas Shrine Bowl



39
COLE MONDRI
 Linebacker | 5'10" | 220 | 1L | RS-So.
 Lawrence, Kan. | Lawrence HS

Notables:

- Did not see game action, red-shirted



40
TABOR ALLEN
 Kicker | 6'1" | 190 | 3L | Jr.
 Mansfield, Texas | Mansfield Lakeridge HS

Notables:

- The main kicker for kickoffs during 2022
- Totaled 79 kickoffs for 4,826 yards and 43 touchbacks

Career Kickoff Stats

Date	No.	Yds.	Avg.	TB	OB
2020	18	943	52.4	6	0
2021	43	2,705	62.9	29	1
2022	79	4,826	61.1	43	2
2023	16	1,025	64.1	14	0
Career	156	9,499	60.9	92	3



40
DEVIN PHILLIPS
 Defensive Line | 6'2" | 325 | TR | RS-Sr.
 Monroe, La. | Neville HS/Colorado State

Notables:

- Preseason All-Big 12 Fourth Team by Phil Steele
- Transferred from Colorado State after the 2021 season

Career Defensive Stats

Date	Opponent	UA-At-TT	TFL	Sack	Int.	PD	FF/R
9-8-23	Illinois	1-0-1	0-0	0-0	0	0	0/0

Career Highs: Tackles - 1 (vs. Illinois, 9-8-23)



41
HUNTER LUKE
 Wide Receiver | 5'10" | 155 | HS | Fr.
 Austin, Texas | Westlake HS

Notables:

- Helped lead high school team to the 2021 Texas 6A State Championship
- Was on the 2023 state finalist 4x100 meter relay team at Westlake



41
EZRA VEDRAL
 Linebacker | 6'2" | 204 | HS | Fr.
 Omaha, Neb. | Creighton Prep HS

Notables:

- Named to the 102nd World-Herald All-Nebraska football team
- Second team defense in 2022



43
ANDREW RUSSELL
 Safety | 6'2" | 200 | 1L | RS-Sr.
 Victor, N.Y. | Victor HS/Michigan

Notables:

- Saw action in seven games during the 2022 season
- Recorded one tackle in four games last season

Career Defensive Stats

Date	Opponent	UA-At-TT	TFL	Sack	Int.	PD	FF/R
9-24-22	Duke	1-0-1	0-0	0-0	0	0	0/0
10-22-22	at Baylor	1-0-1	0-0	0-0	0	0	0/0
11-26-22	at Kansas State	1-0-1	0-0	0-0	0	0	0/0
12-28-22	vs. Arkansas	1-0-1	0-0	0-0	0	0	0/0
2022		4-0-4	0-0	0-0	0	0	0/0
Career		4-0-4	0-0	0-0	0	0	0/0

Career Highs: Tackles - 1 (Four Times, MR vs. Arkansas, 12-28-22).



44
CORNELL WHEELER
 Linebacker | 6'0" | 225 | 2L | Jr.
 West Bloomfield, Mich. | West Bloomfield HS/
 Michigan

Notables:

- Saw action in two games last season.
- Recorded his first tackle as a Jayhawk at Iowa State (10-2-21)

Career Defensive Stats

Date	Opponent	UA-A-TT	TFL	Sack	Int.	PD	FF/R
10-2-21	at Iowa State	0-1-1	0-0	0-0	0	0	0/0

Career Highs: Tackles - 1 (at Iowa State, 10-2-21)



45
TREVOR KARDELL
 Tight End | 6'5" | 255 | 2L | Jr.
 Lee's Summit, Mo. | Lee's Summit West HS

Notables:

- Saw action in seven games during the 2022 season
- Logged his first touchdown dawning the crimson and blue vs. Duke (9-24-22)

Career Receiving Stats

Date	Opponent	No.	Yds.	TD	Avg.
10-30-21	at Oklahoma State	2	12	0	6.0
11-13-21	at Texas	2	30	0	15.0
11-20-21	at TCU	1	44	0	44.0
2021		5	86	0	17.2
9-17-22	at Houston	1	17	0	17.0
9-24-22	Duke	3	44	1	14.7
10-8-22	TCU	1	4	0	4.0
2022		5	65	1	13.0
9-1-23	Missouri State	2	22	0	11.0
Career		12	173	1	14.4

Career Highs: Receptions - 3 (vs. Duke, 9-24-22), Yards - 44 (Two Times, MR vs. Duke, 9-24-22), Long - 44 (at TCU, 11-20-21), Touchdowns - 1 (vs. Duke, 9-24-22)



45
DEAN MILLER
 Defensive End | 6'5" | 200 | RS | RS-So.
 Los Angeles, Calif. | Cathedral HS/College of the
 Canyons

Notables:

- Finished with one assisted tackle vs. Arkansas in the 2022 Autozone Liberty Bowl

Career Defensive Stats

Date	Opponent	UA-At-TT	TFL	Sack	Int.	PD	FF/R
12-28-22	vs. Arkansas	0-1-1	0-0	0-0	0	0	0/0
2022		0-1-1	0-0	0-0	0	0	0/0
9-1-23	Missouri State	1-0-1	0-0	0-0	0	0	0/0
Career		1-1-2	0-0	0-0	0	0	0/0

Career Highs: Tackles - 1 (Two Times, MR vs. Missouri State, 9-1-23).



46
DILLON MONG
 Tight End | 6'7" | 201 | HS | Fr.
 Shawnee Mission, Kan. | Shawnee Mission East
 HS

Notables:

- Named a Kansas 2022 6A All-State Honorable Mention
- Also played basketball in high school



46
DAVION WESTMORELAND
 Defensive End | 6'3" | 250 | RS | RS-So.
 Griffin, Ga. | Griffin HS/Hutchinson CC

Notables:

- Recorded his first solo tackle as a Jayhawk at Baylor (10-15-22)
- Saw time in the season-opener vs. Missouri State (9-1-23), finishing with a tackle

Career Defensive Stats

Date	Opponent	UA-A-TT	TFL	Sack	Int.	PD	FF/R
10-15-22	at Baylor	1-0-1	0-0	0-0	0	0	0/0
11-19-22	Texas	0-1-1	0-0	0-0	0	0	0/0
2022		1-1-2	0-0	0-0	0	0	0/0
9-1-23	Missouri State	1-0-1	0-0	0-0	0	0	0/0
Career		2-1-3	0-0	0-0	0	0	0/0

Career Highs: Tackles - 1 (Three Times, MR vs. Missouri State, 9-1-23)



47
JARED CASEY
 Tight End | 6'0" | 255 | 2L | Jr.
 Plainville, Kan. | Plainville HS


Notables:

- Finished 2022 with three touchdown receptions
- Earned his first touchdown of 2023 vs. Illinois (9-8-23)

Career Receiving Stats

Date	Opponent	No.	Yds.	TD	Avg.
11-20-21	at TCU	4	34	1	8.5
11-27-21	West Virginia	4	67	1	16.8
2021		8	101	2	12.6
9-10-22	at West Virginia	2	23	0	11.5
9-17-22	at Houston	1	8	1	8.0
9-24-22	Duke	2	24	0	12.0
10-1-22	Iowa State	1	30	0	30.0
10-15-22	at Oklahoma	1	9	0	9.0
10-22-22	at Baylor	1	20	0	20.0
11-5-22	Oklahoma State	2	6	1	3.0
11-12-22	at Texas Tech	1	66	1	66.0
11-19-22	Texas	1	9	0	9.0
11-26-22	at Kansas State	4	23	0	5.8
12-28-22	vs. Arkansas	2	6	1	3.0
2022		16	218	3	13.6
9-8-23	Illinois	1	5	1	5.0
Career		25	324	6	13.0

Career Highs: Receptions - 4 (Three Times, MR at Kansas State, 11-26-22), Yards - 67 (vs. West Virginia, 11-27-21), Touchdowns - 1 (Five Times, MR vs. Illinois, 9-8-23)



47

JACOBY DAVIS
 Cornerback | 5'10" | 165 | HS | Fr.
 Houston, Texas | North Shore Senior HS

Notables:

- A 247Sports and Rivals 3-star
- Named 2021 6A First Team All-Defense in 2022
- Recorded a pass breakup and interception in the 2022 6A State Championship game



50

MIKE NOVITSKY
 Offensive Line | 6'5" | 300 | 1L | RS-Sr.
 Victor, N.Y. | Victor HS

Notables:

- Preseason All-Big 12 First Team by the Big 12 and Athlon
- Preseason Rimington Trophy Watch List
- 2022 All-Big 12 Second Team (Coaches)



51

EMORY DUGGAR
 Long Snapper | 6'2" | 225 | SQ | RS-So.
 Baton Rouge, La. | Catholic HS

Notables:

- Played in final five games of the 2022 season as KU's longsnapper, replacing Luke Hosford due to injury



52

LOGAN BROWN
 Offensive Line | 6'6" | 320 | TR | RS-Jr.
 Grand Rapids, Mich. | East Kentwood HS/
 Wisconsin

Notables:

- Transferred from Wisconsin following the 2022 season
- Appeared in six games while making three starts for the Badgers last season



52

D.J. WITHERS
 Defensive Line | 6'4" | 292 | RS | RS-Fr.
 Little Rock, Ark. | Joe T. Robinson HS

Notables:

- Recorded a career-high three tackles vs. the Longhorns (11-19-22)
- Earned a tackle for loss for his first tackle of 2023 vs. Illinois (9-8-23)

Career Defensive Stats

Date	Opponent	UA-At-TT	TFL	Sack	Int.	PD	FF/R
9-2-22	Tennessee Tech	0-1-1	0-0	0-0	0	0	0/0
9-24-22	Duke	1-0-1	0-0	0-0	0	0	0/0
11-12-22	at Texas Tech	0-1-1	0-0	0-0	0	0	0/0
11-19-22	Texas	3-0-3	1.0-1	0-0	0	0	0/0
2022		4-2-6	1.0-1	0-0	0	0	0/0
9-8-23	Illinois	1-0-1	1.0-2	0-0	0	0	0/0
Career		5-2-7	2.0-3	0-0	0	0	0/0

Career Highs: Tackles - 3 (vs. Texas, 11-19-22), Tackles-for-loss - 1.0 (Two Times, MR vs. Illinois, 9-8-23)



53

CALEB TAYLOR
 Defensive Line | 6'4" | 300 | 2L | Jr.
 St. Louis, Mo. | Staley HS

Notables:

- Saw action in eight games last season
- Matched his career-high with four tackles at Oklahoma (10-15-22)

Career Defensive Stats

Date	Opponent	UA-At-TT	TFL	Sack	Int.	PD	FF/R
11-7-20	Oklahoma	0-2-2	0-0	0-0	0	0	0/0
11-28-20	TCU	1-0-1	0-0	0-0	0	0	0/0
12-5-20	at Texas Tech	0-0-0	0-0	0-0	0	0	1/0
2020		1-2-3	0-0	0-0	0	0	1/0
9-3-2021	South Dakota	2-0-2	2-5	0-0	0	0	1/0
9-10-21	at Coastal Carolina	2-1-3	0-0	0-0	0	0	0/0
9-18-21	Baylor	1-1-2	0-0	0-0	0	0	0/0
9-25-21	at Duke	2-2-4	0-0	0-0	0	0	0/0
10-30-21	at Oklahoma State	0-1-1	0-0	0-0	0	0	0/0
11-13-21	at Texas	1-0-1	0-0	0-0	0	0	0/0
11-20-21	at TCU	0-1-1	0-0	0-0	0	0	0/0
2021		8-6-14	2-5	0-0	0	0	0/0
9-2-22	Tennessee Tech	0-1-1	0-0	0-0	0	0	0/0
10-1-22	Iowa State	1-1-2	0-0	0-0	0	0	0/0
10-8-22	TCU	0-1-1	0-0	0-0	0	0	0/0
10-15-22	at Oklahoma	1-3-4	0.5-0	0-0	0	0	0/0
11-12-22	at Texas Tech	0-1-1	0-0	0-0	0	0	0/0
2022		2-7-9	0.5-0	0-0	0	0	0/0
Career		11-15-26	2.5-5	0-0	0	0	1/0

Career Highs: Tackles - 4 (Two Times, MR at Oklahoma, 10-15-22), Tackles for Loss - 2 (vs. South Dakota, 9-3-12) Fumble recoveries - 1 at (Texas Tech, 12-5-20), Sacks - 0.5 (vs. Tennessee Tech, 9-2-22).



54
MICHAEL FORD JR.
 Offensive Line | 6'3" | 305 | 2L | Jr.
 Homewood, Ill. | Homewood-Flossmoor HS

Notables:

- Played in all 13 games last season
- Did not allow a sack in six games last season



59
NOLAN GORCZYCA
 Offensive Line | 6'6" | 310 | 1L | RS-So.
 Omaha, Neb. | Roncalli Catholic HS/Bufalo

Notables:

- Appeared in one game last season, the season opener vs. Tennessee Tech



55
ARMAJ REED-ADAMS
 Offensive Line | 6'5" | 330 | 2L | RS-So.
 DeSoto, Texas | DeSoto HS

Notables:


- Saw action in two games in 2022



60
LUKE HOSFORD
 Long Snapper | 6'2" | 225 | 2L | RS-Jr.
 Cuyahoga Falls, Ohio | Woodridge HS

Notables:

- Preseason All-Big 12 Third Team by Phil Steele
- Played five games in 2022, missed the rest of the season due to injury



56
MARCUS CALVIN
 Defensive Line | 6'2" | 308 | HS | Fr.
 St. Petersburg, Fla. | Gibbs HS

Notables:

- A 247Sports and Rivals 3-star recruit
- Posted 76 total tackles his senior season



63
JAKE EISENHAUER
 Offensive Line | 6'1" | 305 | 5Q | RS-So.
 Salina, Kan. | Salina Central HS

Notables:

- Did not see game action in 2022



57
HANK KELLY
 Offensive Line | 6'4" | 305 | 5Q | So.
 Fayetteville, Ark. | Fayetteville HS

Notables:

- Did not see game action in 2022



67
DOMINICK PUNI
 Offensive Line | 6'5" | 320 | 1L | RS-Sr.
 St. Charles, Mo. | Francis Howell Central HS/
 Central Missouri

Notables:

- Preseason All-Big 12 Second Team by Phil Steele
- 2022 All-Big 12 Honorable Mention



58
KAEL FARKES
 Offensive Line | 6'3" | 290 | RS | RS-Fr.
 Lenexa, Kan. | Shawnee Mission Northwest HS

Notables:

- Did not see game action in 2022



70
KOBE BAYNES
 Offensive Line | 6'4" | 320 | 1L | RS-So.
 Jacksonville, Fla. | Sandalwood HS/Louisville

Notables:

- Appeared in three games in 2022



59
JAYDON BRITTINGHAM
 Defensive End | 6'3" | 235 | HS | Fr.
 Lawrence, Kan. | Lawrence HS

Notables:

- Played under head coach Clint Bowen at Lawrence high school



71
JAMES LIVINGSTON
 Offensive Line | 6'7" | 305 | RS | RS-Fr.
 Dexter, Mich. | Dexter HS

Notables:

- Did not see game action in 2022



71
GRADY SEYFERT
 Defensive Line | 6'1" | 263 | HS | Fr.
 Beloit, Kan. | Beloit HS

Notables:

- Named to the Kansas Football Coaches Association Top 11 Team
- All-Vtype Defensive Player of the Year in Central Kansas



76
SPENCER LOVELL
 Offensive Line | 6'6" | 330 | TR | RS-Jr.
 Fort Collins, Colo. | Rocky Mountain HS/Arizona State/Cal

Notables:

- Transferred from Cal following the 2022 season
- Played in and started each of the first three games at right guard before suffering a season-ending injury in game three at Notre Dame



72
DANNY ROBINSON
 Offensive Line | 6'5" | 305 | SQ | RS-So.
 Overland Park, Kan. | Blue Valley Northwest HS

Notables:

- Did not see game action in 2022



77
BRYCE CABELDUE
 Offensive Line | 6'6" | 300 | 3L | Jr.
 Clovis, N.M. | Clovis HS

Notables:

- Appeared in 11 games while starting 10 during the 2022 season



73
DRE DOIRON
 Offensive Line | 6'4" | 305 | 1L | RS-So.
 London, Ontario | Catholic Central HS/Buffalo

Notables:

- Appeared in three games for Kansas in 2022



80
MACK MOELLER
 Tight End | 6'3" | 220 | SQ | So.
 Mission, Kan. | Bishop Miege HS

Notables:

- Did not see game action in 2022



74
DE'KEDRICK STERNS
 Offensive Line | 6'4" | 315 | SQ | RS-So.
 Austin, Texas | Del Valle HS

Notables:

- Appeared in three games for Kansas in 2022



81
QUINTON CONLEY
 Wide Receiver | 6'6" | 220 | RS | RS-Fr.
 Kansas City, Mo. | Pembroke HS

Notables:

- Did not see game action in 2022, red-shirted



75
CALVIN CLEMENTS
 Offensive Line | 6'7" | 310 | HS | Fr.
 Lawrence, Kan. | Free State HS

Notables:

- Rated the No. 8 player in the state of Kansas by Rivals and 247Sports
- Named to the Lawrence Journal-World's All-Area Team



82
ISREAL MOSES
 Wide Receiver | 6'2" | 187 | HS | Fr.
 Minneapolis, Minn. | De La Salle HS

Notables:

- Three-year starter and team captain for his high school football team



85
JARRED SAMPLE
 Wide Receiver | 5'10" | 175 | HS | Fr.
 Cypress, Texas | Cypress Ranch HS

Notables:

- A 247Sports and Rivals 3-star recruit



86
SURAHZ BUNCOM
 Wide Receiver | 6'4" | 175 | HS | Fr.
 Chula Vista, Calif. | Mater Dei Catholic HS

Notables:

- A 247Sports and Rivals 3-star recruit



87
WILL HUGGINS
 Tight End | 6'7" | 245 | 2L | RS-So.
 Lenexa, Kan. | Shawnee Mission South HS

Notables:

- Appeared in one game for Kansas in 2022, did not record any stats

Career Receiving Stats

Date	Opponent	No.	Yds.	TD	Avg.
11-7-20	at Oklahoma	1	20	1	20.0
Career		1	20	1	20.0

Career Highs: Receptions - 1 (at Oklahoma, 11-7-20), Yards - 20 (at Oklahoma, 11-7-20), Touchdowns - 1 (at Oklahoma, 11-7-20).



88
TEVITA AHOAFI-NOA
 Tight End | 6'4" | 245 | 1L | Sr.
 Salt Lake City, Utah | Highland HS/Snow College

Notables:

- Appeared in 11 game for Kansas in 2022, did not record any stats



89
MASON FAIRCHILD
 Tight End | 6'5" | 261 | 3L | Sr.
 Andale, Kan. | Andale HS


Notables:

- Preseason All-Big 12 Third Team by Phil Steele and Athlon
- 2022 All-Big 12 Second Team (Coaches)
- Produced a career-high 106 yards and two touchdowns on six catches at Oklahoma (10-15-22)

Career Receiving Stats

Date	Opponent	No.	Yds.	TD	Avg.
9-13-19	at Boston College	1	9	0	9.0
9-28-19	at TCU	1	23	0	23.0
2019		2	32	0	16.0
10-24-20	at Kansas State	2	38	0	19.0
10-31-20	Iowa State	3	19	0	6.3
2020		5	57	0	8.1
9-3-21	South Dakota	4	58	0	14.5
9-18-21	Baylor	3	13	0	4.3
10-16-21	Texas Tech	1	7	0	7.0
10-30-21	at Oklahoma State	1	6	0	6.0
11-6-21	Kansas State	2	13	0	6.5
11-13-21	at Texas	2	31	1	15.5
2021		13	128	1	9.8
9-2-22	Tennessee Tech	2	6	1	3.0
9-10-22	at West Virginia	1	10	1	10.0
9-17-22	at Houston	1	4	0	4.0
10-8-22	TCU	3	80	1	26.7
10-15-22	at Oklahoma	6	106	2	17.7
10-22-22	at Baylor	2	19	0	9.5
11-12-22	at Texas Tech	5	49	0	9.8
11-19-22	Texas	5	48	0	9.6
11-26-22	at Kansas State	4	41	0	10.3
12-28-22	vs. Arkansas	6	80	1	13.3
2022		35	443	6	12.7
9-1-23	Missouri State	2	21	0	10.5
9-8-23	Illinois	1	16	0	16.0
2023		3	37	0	12.3
Career		58	697	7	12.1

Career Highs: Receptions - 6 (Two Times, MR vs. Arkansas, 12-28-22), Yards - 106 (at Oklahoma, 10-15-22), Touchdowns - 2 (at Oklahoma, 10-15-22).



90
JEREME ROBINSON
 Defensive End | 6'3" | 260 | 3L | Jr.
 Montgomery, Ala. | Carver HS

Notables:

- Recorded a career-high six tackles vs. Arkansas in the Autozone Liberty Bowl (12-28-22)
- Logged a career-high two sacks for a loss of eight vs. Illinois (9-8-23)

Career Defensive Stats

Date	Opponent	UA-At-TT	TFL	Sack	Int.	PD	FF/R
10-3-20	Oklahoma State	0-1-1	0-0	0-0	0	0	0/0
11-28-20	TCU	1-0-1	1-1	0-0	0	0	0/0
2020		1-1-2	1-1	0-0	0	0	0/0
9-10-21	at Coastal Carolina	0-2-2	0-0	0-0	0	0	0/0
9-25-21	at Duke	0-2-2	0.5-1	0-0	0	0	0/0
10-2-21	at Iowa State	1-0-1	0-0	0-0	0	0	0/0
10-16-21	Texas Tech	0-1-1	0-0	0-0	0	0	0/0
10-23-21	Oklahoma	1-1-2	1.0-1	0-0	0	0	0/0
10-30-21	at Oklahoma State	1-0-1	0-0	0-0	0	0	0/0
11-20-21	at TCU	3-0-3	1.0-2	1.0-2	0	0	1/0
2021		6-6-12	2.5-4	1.0-2	0	0	0/0
9-2-22	Tennessee Tech	1-1-2	1.5-2	0.5-2	0	0	0/0
9-10-22	at West Virginia	2-0-2	0-0	0-0	0	0	0/0
9-17-22	at Houston	2-1-3	1.0-2	1.0-2	0	0	1/1
9-24-22	Duke	2-0-2	0-0	0-0	0	0	0/0
10-1-22	Iowa State	0-3-3	1.0-5	0.5-5	0	0	0/0
10-8-22	TCU	0-2-2	0-0	0-0	0	0	0/0
10-15-22	at Oklahoma	2-2-4	0-0	0-0	0	0	0/0
10-22-22	at Baylor	2-0-2	1.0-15	1.0-15	0	0	1/1
11-5-22	Oklahoma State	4-0-4	2.0-5	0-0	0	0	0/0
11-12-22	at Texas Tech	0-1-1	0-0	0-0	0	0	0/0
11-19-22	Texas	0-1-1	0-0	0-0	0	0	0/0
11-26-22	at Kansas State	2-0-2	0-0	0-0	0	0	0/0
12-28-22	vs. Arkansas	5-1-6	2.0-7	0-0	0	0	0/0
2022		22-12-34	8.5-36	3.0-24	0	0	2/2
9-1-23	Missouri State	1-0-1	1.0-5	1.0-5	0	0	0/0
9-8-23	Illinois	2-0-2	2.0-8	2.0-8	0	0	0/0
2023		3-0-3	3.0-13	3.0-13	0	0	0/0
Career		34-20-54	16.0-55	7.0-39	0	0	2/2

Career Highs: Tackles - 6 (vs. Arkansas, 12-28-22), Tackles for Loss - 2 (Three Times, MR vs. Illinois, 9-8-23), Sacks - 2.0 (vs. Illinois, 9-8-23), Blocked FG's - 1 (vs. Tennessee Tech, 9-2-22), Forced fumbles - 1 (Two Times, MR at Baylor, 10-22-22), Fumble recoveries - 1 (Two Times, MR at Baylor, 10-22-22)



91
SETH KELLER
 Kicker | 5'8" | 165 | TR | RS-Sr.
 Colleyville, Texas | Covenant Christian HS/Texas State


Notables:

- Preseason All-Big 12 Fourth Team by Phil Steele
- 2022 Burlsworth Trophy nominee, which goes to the most outstanding player who began his FBS career as a walk-on
- Is a perfect four-for-four in field goals and 10-of-10 in point after attempts in 2023

Career Kicking Stats

Date	Opponent	FGM-A	Pct.	XPM-A	Pct.	Pts.
9-1-23	Missouri State	2-2	100.0	6-6	100.0	12
9-8-23	Illinois	2-2	100.0	4-4	100.0	10

Career Highs: Long - 41 (vs. Illinois, 9-8-23), Field Goals Made - 2 (Two Times, MR vs. Illinois, 9-8-23), Extra Points Made - 6 (vs. Missouri State, 9-1-23), Points - 12 (vs. Missouri State, 9-1-23).



92
TOMMY DUNN JR.
 Defensive Line | 6'3" | 310 | 1L | RS-So.
 Garland, Texas | Naaman Forest HS

Notables:

- Recorded at least one tackle in six games last season
- Produced a career-high three tackles vs. Oklahoma State (11-5-22)

Career Defensive Stats

Date	Opponent	UA-At-TT	TFL	Sack	Int.	PD	FF/R
9-2-22	Tennessee Tech	2-0-2	1.0-1	0-0	0	0	0/0
10-1-22	Iowa State	1-0-1	0-0	0-0	0	0	0/0
10-15-22	at Oklahoma	0-1-1	0-0	0-0	0	0	0/0
11-5-22	Oklahoma State	2-1-3	0.5-2	0.5-2	0	0	0/0
11-12-22	at Texas Tech	1-0-1	0-0	0-0	0	0	0/0
11-19-22	Texas	1-0-1	0-0	0-0	0	0	0/0
2022		7-2-9	1.5-3	0.5-2	0	0	0/0
9-1-23	Missouri State	0-1-1	0.5-1	0-0	0	0	0/0
Career		7-3-10	2.0-4	0.5-2	0	0	0/0


Career Highs: Tackles - 3 (vs. Oklahoma State, 11-5-22), Tackles-for-loss - 1.0 (vs. Tennessee Tech, 9-3-22), Sacks - 0.5 (vs. Oklahoma State, 11-5-22).



93
CHARLIE WEINRICH
 Kicker | 5'11" | 205 | TR | RS-Fr.
 Leawood, Kan. | Blue Valley HS/Nebraska

Notables:

- Transferred from Nebraska after red-shirting last season



94
BLAKE HEROLD
 Defensive Line | 6'3" | 255 | HS | Fr.
 Shenandoah, Iowa | Shenandoah HS

Notables:

- A 247Sports and Rivals 3-star recruit



95
DAMON GREAVES
 Punter | 6'1" | 170 | HS | Fr.
 Busselton, Australia

Notables:

- Played in the Australian Football League for the Hawthorn Football Club

Career Punting Stats

Date	Opponent	No.	Yds.	Avg.
9-8-23	Illinois	1	37	37.0

Career Highs: Punts - 1 (vs. Illinois, 9-8-23), Yards - 37 (vs. Illinois, 9-8-23), Game average - 37.0 (vs. Illinois, 9-8-23)



96
COLE PETRUS
 Defensive Line | 6'4" | 235 | 1L | RS-So.
 St. Louis, Mo. | Vianney HS

Notables:

- Played in three games last season, recording a tackle in the season opener vs. Tennessee Tech (9-2-22)

Career Defensive Stats

Date	Opponent	UA-At-TT	TFL	Sack	Int.	PD	FF/R
9-2-22	Tennessee Tech	1-0-1	0-0	0-0	0	0	0/0
2022		1-0-1	0-0	0-0	0	0	0/0
Career		1-0-1	0-0	0-0	0	0	0/0

Career Highs: Tackles - 1 (vs. Tennessee Tech, 9-3-22).



97
KENEAN CALDWELL
 Defensive Line | 6'3" | 325 | 1L | RS-So.
 Oak Grove, La. | Oak Grove HS

Notables:

- Practiced but did not appear in any games, red-shirted

Career Defensive Stats

Date	Opponent	UA-At-TT	TFL	Sack	Int.	PD	FF/R
9-3-21	South Dakota	3-0-3	1-0	0-0	0	0	0/0
9-10-21	at Coastal Carolina	0-1-1	0-0	0-0	0	0	0/0
9-25-21	at Duke	0-2-2	0-0	0-0	0	0	0/0
10-16-21	Texas Tech	1-0-1	0-0	0-0	0	0	0/0
10-30-21	at Oklahoma St.	1-0-1	0-0	0-0	0	0	0/0
11-13-21	at Texas	1-1-2	0-0	0-0	0	0	0/0
11-20-21	at TCU	0-2-2	0-0	0-0	0	0	0/0
2021		6-6-12	1-0	0-0	0	0	0/0
9-1-23	Missouri State	1-0-1	0-0	0-0	0	0	0/0
2023		1-0-1	0-0	0-0	0	0	0/0
Career		7-6-13	1-0	0-0	0	0	0/0

Career Highs: Tackles - 3 (vs. South Dakota, 9-3-21), Tackles for Loss - 1 (vs. South Dakota, 9-3-21).



98
LANCE BASSETT
 Defensive Line | 6'2" | 265 | HS | Freshman
 Lawrence, Kan. | Lawrence HS

Notables:

- Spent his high school career at Lawrence HS



99
RONALD MCGEE
 Defensive Line | 6'3" | 285 | RS | RS-Senior
 Sumter, S.C. | Sumter HS/Bufalo

Notables:

- Appeared in one game last season, did not record a tackle

Career Defensive Stats

Date	Opponent	UA-At-TT	TFL	Sack	Int.	PD	FF/R
9-3-21	South Dakota	3-0-3	0-0	0-0	0	0	0/0
9-10-21	at Coastal Carolina	0-1-1	0-0	0-0	0	0	0/0
9-18-21	Baylor	1-0-1	0-0	0-0	0	0	0/0
9-25-21	at Duke	1-1-2	0-0	0-0	0	0	0/0
10-30-21	at Oklahoma State	0-2-2	0.5-1	0.5-1	0	0	0/0
11-20-21	at TCU	2-0-2	0-0	0-0	0	0	0/0
2021		7-4-11	0.5-1	0.5-1	0	0	0/0
Career		7-4-11	0-0	0-0	0	0	0/0

Career Highs: Tackles - 3 (vs. South Dakota, 9-3-21), Tackles for Loss - 0.5 (at Oklahoma State, 10-30-21), Sacks - 0.5 (at Oklahoma State, 10-30-21)



KANSAS WINS SEASON OPENER 48-17 AGAINST MISSOURI STATE

Sept. 1, 2023 | Lawrence, Kan. | David Booth Kansas Memorial Stadium | Attendance: 41,091

	1	2	3	4	Final
Missouri State (0-1)	7	3	0	7	17
Kansas (1-0)	7	10	10	21	48

SCORING SUMMARY

TEAM	QTR	TIME	DRIVE	MSU	KU
KAN	1st	11:11	D.Neal 48 yd rush (S.Keller kick)	0	7
MSU	1st	02:24	J.Robinson 2 yd pass from J.Clark (O.Rozanc kick)	7	7
MSU	2nd	12:11	O.Rozanc 37 yd FG	10	7
KAN	2nd	11:03	L.Grimm 14 yd pass from J.Bean (S.Keller kick)	10	14
KAN	2nd	01:05	S.Keller 28 yd FG	10	17
KAN	3rd	10:29	D.McDuffie 17 yd rush (S.Keller kick)	10	24
KAN	3rd	03:18	S.Keller 35 yd FG	10	27
MSU	4th	14:57	J.Robinson 5 yd rush (O.Rozanc kick)	17	27
KAN	4th	10:18	D.Hishaw 24 yd rush (S.Keller kick)	17	34
KAN	4th	07:49	D.Neal 6 yd pass from J.Bean (O.Piepergerdes kick)	17	41
KAN	4th	04:57	S.Morrison 5 yd rush (S.Keller kick)	17	48

PASSING STATS

	COMP./ATT./INT.	YARDS	TD	LONG	SACK
Jason Bean	22-28-0	276	2	52	0
TOTAL	22-28-0	276	2	52	0

RUSHING STATS

	ATT.	YARDS	TD	LONG	AVG.
Devin Neal	13	94	1	48	7.2
Jason Bean	5	41	0	17	8.2
Sevion Morrison	8	41	1	9	5.1
Dylan McDuffie	6	40	1	17	6.7
Daniel Hishaw	4	29	1	24	7.2
TOTAL	34	245	4	48	6.4

RECEIVING STATS

	REC.	YARDS	YAC	TD	LONG
Lawrence Arnold	4	77	30	0	52
Quentin Skinner	4	77	42	0	47
Luke Grimm	4	33	24	1	14
Devin Neal	3	25	23	1	16
Trevor Kardell	2	22	9	0	15
Mason Fairchild	2	21	8	0	14
Trevor Wilson	2	17	4	0	16
TOTAL	22	276	149	2	52

DEFENSIVE STATS

	TACKLES	SACKS-YDS	TFL-YDS	FF/FR	INT	BRUP	QBH
	TACKLES	SACKS-YDS	TFL-YDS	FF/FR	INT/YDS		
Rich Miller	6-1-7	0.0-0	0.0-0	0/0-0	0-0	0	0
Hayden Hatcher	2-5-7	0.0-0	2.0-3	0/0-0	0-0	0	1
Marvin Grant	3-1-4	0.0-0	2.0-2	0/0-0	0-0	0	0
JB Brown	1-3-4	0.0-0	0.5-2	0/0-0	0-0	1	0
Taiwan Berryhill	2-1-3	0.0-0	0.5-0	0/0-0	0-0	0	1

TEAM STATS

	MSU	KU
FIRST DOWNS	10	27
Rushing	3	12
Passing	6	13
Penalty	1	2
NET YARDS RUSHING	74	245
Rushing Attempts	27	38
Average Per Rush	2.7	6.4
Rushing Touchdowns	1	4
Yards Gained Rushing	96	259
Yards Lost Rushing	22	14
NET YARDS PASSING	143	276
Completions-Attempts-Int	14-21-2	22-28-0
Average Per Attempt	6.8	9.9
Average Per Completion	10.2	12.5
Passing Touchdowns	1	2
TOTAL OFFENSE YARDS	217	521
Total offense plays	48	66
Average Gain Per Play	4.5	7.9
Fumbles: Number-Lost	1-0	1-1
Penalties: Number-Yards	6-50	3-35
PUNTS-YARDS	6-238	0-0
Average Yards Per Punt	39.7	0.0
Net Yards Per Punt	39.7	0
Inside 20	1	0
50+ Yards	1	0
Touchbacks	0	0
Fair catch	4	0
KICKOFF-YARDS	4-231	9-585
Average Yards Per Kickoff	57.8	65.0
Net Yards Per Kickoff	36	40.8
Touchbacks	1	8
Fair Catch Yards	1	0
Punt returns: Number-Yards-TD	0-0-0	0-0-0
Average Per Return	0.0	0.0
Kickoff returns: Number-Yds-TD	1-18-0	2-61-0
Average Per Return	18.0	30.5
Interceptions: Number-Yds-TD	0-0-0	2-12-0
Fumble Returns: Number-Yds-TD	0-0-0	0-0-0
Miscellaneous Yards	0	0
Possession Time	26:13	33:47
1st Quarter	09:47	05:13
2nd Quarter	08:38	06:22
3rd Quarter	05:22	09:38
4th Quarter	02:26	12:34
Third-Down Conversions	1-9	6-11
Fourth-Down Conversions	1-1	1-2
Red-Zone Scores-Chances	3-3	6-6
Touchdowns	2-3	4-6
Field goals	1-3	2-6
Sacks By: Number-Yards	0-0	1-5
PAT Kicks	2-2	6-6
2Pts Conversions	0-0	0-0
Field Goals	1-1	2-2
Points off Turnover	7	14



KANSAS MOVES TO 2-0 WITH 34-23 WIN AGAINST ILLINOIS

Sept. 8, 2023 | Lawrence, Kan. | David Booth Kansas Memorial Stadium | Attendance: 45,809

	1	2	3	4	Final
Illinois (1-1)	0	7	8	8	23
Kansas (2-0)	14	14	6	0	34

SCORING SUMMARY

TEAM	QTR	TIME	DRIVE	ILL	KU
KAN	1st	09:20	T.Locklin 4 yd pass from J.Daniels (S.Keller kick)	10-82, 04:21	0 7
KAN	1st	00:07	J.Casey 5 yd pass from J.Daniels (S.Keller kick)	13-85, 06:35	0 14
KAN	2nd	03:12	D.Neal 5 yd rush (S.Keller kick)	11-94, 06:41	0 21
ILL	2nd	00:41	T.Reiman 4 yd pass from L.Altmyer (C.Griffin kick)	7-75, 02:31	7 21
KAN	2nd	00:05	D.Hishaw 1 yd rush (S.Keller kick)	4-75, 00:36	7 28
KAN	3rd	13:14	S.Keller 41 yd FG	5-45, 01:37	7 31
KAN	3rd	03:46	S.Keller 30 yd FG	7-37, 03:14	7 34
ILL	3rd	01:35	L.Altmyer 72 yd rush (J.McCray rush)	5-75, 02:11	15 34
ILL	4th	08:08	L.Altmyer 6 yd rush (R.Love III pass from L.Altmyer)	11-80, 04:47	23 34

PASSING STATS

	COMP./ATT./INT.	YARDS	TD	LONG	SACK
Jalon Daniels	21-29-1	277	2	48	2
TOTAL	21-29-1	277	2	48	2

RUSHING STATS

	ATT.	YARDS	TD	LONG	AVG.
Devin Neal	10	120	1	43	12.0
Daniel Hishaw	12	98	1	28	8.2
Jalon Daniels	11	24	0	15	2.2
Dylan McDuffie	7	19	0	8	2.7
Quentin Skinner	1	2	0	2	2.0
Torry Locklin	1	1	0	1	1.0
TOTAL	44	262	2	43	6.0

RECEIVING STATS

	REC.	YARDS	YAC	TD	LONG
Lawrence Arnold	5	89	15	0	25
Devin Neal	4	47	57	0	23
Luke Grimm	3	69	15	0	48
Quentin Skinner	2	24	15	0	19
Douglas Emilien	2	15	4	0	9
Trevor Wilson	2	8	8	0	5
Mason Fairchild	1	16	4	0	16
Jared Casey	1	5	0	1	5
Torry Locklin	1	4	0	1	4
TOTAL	21	277	118	2	48

DEFENSIVE STATS

	TACKLES	SACKS-YDS	TFL-YDS	FF/FR	INT/YDS	BRUP	QBH
Kenny Logan Jr.	3-5-8	0.0-0	0.5-0	0/0	0-0	0	0
JB Brown	3-3-6	1.0-6	2.0-7	0/0	0-0	1	0
O.J. Burroughs	4-0-4	0.0-0	0.0-0	0/0	0-0	0	0
Marvin Grant	2-2-4	0.0-0	0.0-0	0/0	0-0	1	0
Ra'Mello Dotson	2-1-3	0.0-0	0.0-0	0/0	1-0	1	0
Craig Young	2-1-3	0.0-0	0.0-0	0/0	0-0	0	0

TEAM STATS

	ILL.	KU
FIRST DOWNS	19	27
Rushing	4	12
Passing	13	12
Penalty	2	3
NET YARDS RUSHING	139	262
Rushing Attempts	28	44
Average Per Rush	5.0	6.0
Rushing Touchdowns	2	2
Yards Gained Rushing	171	284
Yards Lost Rushing	32	22
NET YARDS PASSING	202	277
Completions-Attempts-Int	19-28-2	21-29-1
Average Per Attempt	7.2	9.6
Average Per Completion	10.6	13.2
Passing Touchdowns	1	2
TOTAL OFFENSE YARDS	341	539
Total offense plays	56	73
Average Gain Per Play	6.1	7.4
Fumbles: Number-Lost	0-0	2-1
Penalties: Number-Yards	6-58	4-34
PUNTS-YARDS	4-166	1-37
Average Yards Per Punt	41.5	37.0
Net Yards Per Punt	42	37
Inside 20	4	0
50+ Yards	0	0
Touchbacks	0	0
Fair catch	2	1
KICKOFF-YARDS	4-255	7-440
Average Yards Per Kickoff	63.8	62.9
Net Yards Per Kickoff	41	37.1
Touchbacks	2	6
Fair Catch Yards	0	0
Punt returns: Number-Yards-TD	0-0-0	1--2-0
Average Per Return	0.0	-2.0
Kickoff returns: Number-Yds-TD	1-30-0	2-41-0
Average Per Return	30.0	20.5
Interceptions: Number-Yds-TD	1-0-0	2-0-0
Fumble Returns: Number-Yds-TD	1-6-0	0-0-0
Miscellaneous Yards	0	0
Possession Time	23:21	29:58
1st Quarter	04:04	10:56
2nd Quarter	06:37	01:42
3rd Quarter	06:19	08:41
4th Quarter	06:21	08:39
Third-Down Conversions	4-10	9-13
Fourth-Down Conversions	1-2	0-1
Red-Zone Scores-Chances	2-2	4-4
Touchdowns	2-2	3-4
Field goals	0-2	1-4
Sacks By: Number-Yards	2-15	6-28
PAT Kicks	1-1	4-4
2Pts Conversions	2-2	0-0
Field Goals	0-0	2-2
Points off Turnover	8	3

RESULTS

DATE	OPPONENT	SCORE	RESULT	ATTENDANCE
Sept. 1	Missouri St.	W	48-17	41091
Sept. 8	Illinois	W	34-23	45809

*Big 12 Conference Game, % Sellout

TEAM STATISTICS

	KU	OPP.
SCORING	82	40
Points per game	41.0	20.0
Points Off Turnovers	17	15
FIRST DOWNS	54	29
Rushing	24	7
Passing	25	19
Penalty	5	3
RUSHING YARDAGE	507	213
Yards gained rushing	543	267
Yards lost rushing	36	54
Rushing attempts	82	55
Average per rush	6.2	3.9
Average per game	253.5	106.5
TDs Rushing	6	3
PASSING YARDAGE	553	345
Comp-Att-Int	43-57-1	33-49-4
Average per pass	9.7	7.0
Average per catch	12.9	10.5
Average per game	276.5	172.5
TDs Passing	4	2
TOTAL OFFENSE	1060	558
Total plays	139	104
Average per play	7.6	5.4
Average per game	530.0	279.0
Kick returns: #-Yards	4-102	2-48
Punt returns: #-Yards	1-2	0-0
Int returns: #-Yards	4-12	1-0
Kick return average	25.5	24.0
Punt return average	-2.0	0.0
Int return average	3.0	0.0
Fumbles-Lost	3-2	1-0
Penalties-Yards	7-69	12-108
Average per game	34.5	54.0
Punts-Yards	1-37	10-404
Average per punt	37.0	40.4
Net punt average	37.0	40.6
Kickoffs-Yards	16-1025	8-486
Average per kick	64.1	60.8
Net kick average	39.2	38.5
Time of possession / game	35:13	24:44
3rd-down conversion	15/24	5/19
3rd-down pct	63%	26%
4rd-down conversion	1/3	2/3
4rd-down pct	33%	67%
Sacks by-Yards	7-33	2-15
Misc Yards	0	0
Touchdowns scored	10	5
Field goals - attempts	4-4	1-1
On-Side kicks	0-0	0-0
Red-zone scores	(11-11) 100%	(5-5) 100%
Red-zone touchdowns	(8-11) 73%	(4-5) 80%
PAT-attempts	(10-10) 100%	(2-2) 100%
2-point conversion-attempts	(0-0) 0%	(2-2) 100%
Attendance	86900	
Games / Avg per game	2/43450	

SCORE BY QUARTER

	1Q	2Q	3Q	4Q	OT	Total
Kansas	21	24	16	21	0	82
Opponents	7	10	8	15	0	40

RUSHING

	GP	ATT	GAIN	LOSS	NET	AVG	TD	LONG	AVG/G
Devin Neal	2	23	224	10	214	9.3	2	48	107.0
Daniel Hishaw	2	16	129	2	127	7.9	2	28	63.5
Dylan McDuffie	2	13	60	1	59	4.5	1	17	29.5
Sevion Morrison	1	8	41	0	41	5.1	1	9	41.0
Jason Bean	1	5	45	4	41	8.2	0	17	41.0
Jalon Daniels	1	11	41	17	24	2.2	0	15	24.0
Quentin Skiiner	2	1	2	0	2	2.0	0	2	1.0
Torry Locklin	2	1	1	0	1	1.0	0	1	0.5
Team	2	4	0	2	-2	-0.5	0	0	-1.0
Total	2	82	543	36	507	6.2	6	48	253.5
Opponents	2	55	267	54	213	3.9	3	72	106.5

PASSING

	G	EFFIC	CMP-ATT	INT	PCT	YDS	TD	LNG	AVG/G
Jalon Daniels	1	168.5	21-29-1	72.4	277	2	48	277.0	
Jason Bean	1	184.9	22-28-0	78.6	276	2	52	276.0	
Total	2	176.6	43-57-1	75.4	553	4	52	276.5	
Opponents	2	123.6	33-49-4	67.3	345	2	29	172.5	

RECEIVING

	G	NO	YDS	AVG	TD	LONG	AVG/G
Lawrence Arnold	2	9	166	18.4	0	52	83.0
Luke Grimm	2	7	102	14.6	1	48	51.0
Devin Neal	2	7	72	10.3	1	23	36.0
Quentin Skinner	2	6	101	16.8	0	47	50.0
Trevor Wilson	2	4	25	6.3	0	16	12.5
Mason Fairchild	2	3	37	12.3	0	16	18.5
Torry Locklin	2	2	8	4.0	1	4	4.0
Trevor Kardell	2	2	22	11.0	0	15	11.0
Doug Emilien	2	2	15	7.5	0	9	7.5
Jared Casey	2	1	5	5.0	1	5	2.5
Total	2	43	553	12.9	4	52	276.5
Opponents	2	33	345	10.5	2	29	172.5

TOTAL OFFENSE

	G	PLAYS	RUSH	PASS	TOTAL	AVG/G
Jason Bean	1	33	41	276	317	317.0
Jalon Daniels	1	40	24	277	301	301.0
Devin Neal	2	23	214	0	214	107.0
Daniel Hishaw	2	16	127	0	127	63.5
Dylan McDuffie	2	13	59	0	59	29.5
Sevion Morrison	1	8	41	0	41	41.0
Quentin Skinner	2	1	2	0	2	1.0
Torry Locklin	2	1	1	0	1	0.5
Team	2	0	-2	0	-2	-1.0
Total	2	139	507	553	1060	530.0
Opponents	2	104	213	345	558	279.0

SCORING

	TD	FGs	PATS				DXP	SAF	PTS
			KICK	RUSH	RCV	PASS			
Seth Keller	-	4-4	9-9	-	-	-	-	21	
Devin Neal	3	-	-	-	-	-	-	18	
Daniel Hishaw	2	-	-	-	-	-	-	12	
Dylan McDuffie	1	-	-	-	-	-	-	6	
Torry Locklin	1	-	-	-	-	-	-	6	
Jared Casey	1	-	-	-	-	-	-	6	
Luke Grimm	1	-	-	-	-	-	-	6	
Sevion Morrison	1	-	-	-	-	-	-	6	
Owen Piepergerdes	-	-	1-1	-	-	-	-	1	
Total	10	4-4	10-10	0	0	0	0	82	
Opponents	5	1-1	3-3	1	1	1	0	40	

KICK RETURNS

	NO	YDS	AVG	TD	LONG
Trevor Wilson	4	102	25.5	0	34
Total	4	102	25.5	0	34
Opponents	2	48	24.0	0	30

PUNT RETURNS

	NO	YDS	AVG	TD	LONG
Trevor Wilson	1	-2	-2.0	0	0
Total	1	-2	-2.0	0	0
Opponents	0	0	0.0	0	0

FUMBLE RETURNS

	NO	YDS	AVG	TD	LONG
Total	0	0	0.0	0	0
Opponents	1	0	0.0	0	0

INTERCEPTIONS

	NO	YDS	AVG	TD	LONG
Kwinton Lassiter	2	3	1.5	0	3
Ra'Mello Dotson	1	0	0.0	0	0
Cobee Bryant	1	9	9.0	0	9
Total	4	12	3.0	0	9
Opponents	1	0	0.0	0	0

FIELD GOAL SEQUENCE

	KANSAS	OPPONENTS
Missouri State	(28), (35)	(37)
Illinois	(41), (30)	

Numbers in parentheses indicate field goal was made.

FIELD GOALS

	FGM-FGA	PCT	1-19	20-29	30-39	40-49	50-99	LG	BLK
Seth Keller	4-4	100.0	0-0	1-1	2-2	1-1	0-0	41	0
Opponents	1-1	100.00	0-0	0-0	1-1	0-0	0-0	37	0

PUNTING

	NO.	YDS	AVG	LONG	TB	FC	I20	50+	BLK
Damon Greaves	1	37	37.0	37	0	1	0	0	0
Total	1	37	37.0	37	0	1	0	0	0
Opponents	10	404	40.4	51	0	6	5	1	0

KICKOFFS

	NO.	YDS	AVG	TB	OB	RETN	NET	YDLN
Tabor Allen	16	1025	64.1	14	0	--	--	--
Total	16	1025	64.1	14	0	2	39.2	25
Opponents	8	486	60.8	3	0	4	38.5	26

ALL-PURPOSE

	G	RUSH	REC	PR	KOR	IR	TOT	AVG/G
Devin Neal	2	214	72	0	0	0	286	143.0
Lawrence Arnold	2	0	166	0	0	0	166	83.0
Daniel Hishaw	2	127	0	0	0	0	127	63.5
Trevor Wilson	2	0	25	-2	102	0	125	62.5
Quentin Skinner	2	2	101	0	0	0	103	51.5
Luke Grimm	2	0	102	0	0	0	102	51.0
Dylan McDuffie	2	59	0	0	0	0	59	29.5
Sevion Morrison	1	41	0	0	0	0	41	41.0
Jason Bean	1	41	0	0	0	0	41	41.0
Mason Fairchild	2	0	37	0	0	0	37	18.5
Jalon Daniels	1	24	0	0	0	0	24	24.0
Trevor Kardell	2	0	22	0	0	0	22	11.0
Doug Emilien	2	0	15	0	0	0	15	7.5
Torry Locklin	2	1	8	0	0	0	9	4.5
Cobee Bryant	2	0	0	0	0	9	9	4.5
Jared Casey	2	0	5	0	0	0	5	2.5
Kwinton Lassiter	2	0	0	0	0	3	3	1.5
Team	2	-2	0	0	0	0	-2	-1.0
Total	2	507	553	-2	102	12	1172	586.0
Opponents	2	213	345	0	48	0	606	303.0

DEFENSE

	GP	TACKLES			TFL/YDS	SACKS	PASS DEF			FUMBLES		BLOCKED	
		SOLO	A	TOTAL		NO-YARDS	INT-YDS	BRUP	QBH	RCV-YDS	FF	KICK	SAF
1 Kenny Logan Jr.	2	4	6	10	1-1	-	-	-	-	-	-	-	-
37 Hayden Hatcher	2	2	8	10	2.5-4	-	-	-	1	-	-	-	-
28 JB Brown	2	5	5	10	3-11	1-6	-	2	-	-	-	-	-
30 Rich Miller	2	8	1	9	-	-	-	-	-	-	-	-	-
4 Marvin Grant	2	5	3	8	2-2	-	-	1	-	-	-	-	-
2 Cobee Bryant	2	4	1	5	1-5	-	1-9	1	-	-	-	-	-
3 Ra'Mello Dotson	2	4	1	5	-	-	1-0	1	-	-	-	-	-
5 OJ Burroughs	2	4	0	4	-	-	-	-	-	-	-	-	-
9 Austin Booker	2	2	1	3	2-13	2-13	-	-	-	-	-	-	-
90 Jereme Robiinson	2	3	-	3	3-13	3-13	-	-	1	-	-	-	-
6 Taiwain Berryhill	1	2	1	3	0.5-0	-	-	-	1	-	-	-	-
15 Craig Young	1	2	1	3	-	-	-	-	-	-	-	-	-
7 Gage Keys	2	-	2	2	-	-	-	-	-	-	-	-	-
20 Donovan Gaines	2	-	2	2	-	-	-	-	-	-	-	-	-
10 Jayson Gilliom	2	2	-	2	-	-	-	-	-	-	-	-	-
38 Patrick Joyner Jr.	2	2	-	2	1-1	1-1	-	-	-	-	-	-	-
8 Kwinton Lassiter	2	1	1	2	0.5-2	-	2-3	-	-	-	1	-	-
18 Kalon Gervin	2	2	-	2	-	-	-	1	-	-	-	-	-
12 Torry Locklin	2	-	1	1	-	-	-	-	-	-	-	-	-
40 Devin Phillips	1	1	-	1	-	-	-	-	-	-	-	-	-
45 Dean Miller	2	1	-	1	-	-	-	-	-	-	-	-	-
52 DJ Withers	1	1	-	1	1-2	-	-	-	-	-	-	-	-
97 Kenean Caldwell	2	1	-	1	-	-	-	-	-	-	-	-	-
46 Davion Westmoreland	1	1	-	1	-	-	-	-	-	-	-	-	-
54 Michael Ford Jr.	2	1	-	1	-	-	-	-	-	-	-	-	-
13 Dylan Brooks	1	1	-	1	-	-	-	-	-	-	-	-	-
92 Tommy Dunn Jr.	1	-	1	1	0.5-1	-	-	-	-	-	-	-	-
14 Jalen Dye	2	-	-	-	-	-	-	1	-	-	-	-	-
Totals	2	59	36	95	18-55	7-33	4-12	7	3	0-0	1	0	0
Opponents	2	108	8	116	8-34	2-15	1-0	4	3	2-6	3	0	0

GAME-BY-GAME STATISTICS

GAME	FINAL SCORE BY QUARTER				FIRST DOWNS			RUSHING			PASSING			TOTAL OFFENSE		PUNTING	FUMBLES	PENALTY	THIRD DOWNS	TOTAL TOP		
	SCORE	1	2	3	4	RU	PAPN	TOT	ATT	YDS	TD	C-A-I	YDS	TD	ATT	YDS	NO-YDS	NO-LOST	NO-YDS			
Missouri St.	17	7	3	0	7	3	6	1	10	27	96	1	14-21-2	143	1	48	217	6-238	1-0	6-50	1-9	26:13
Kansas	49	7	10	10	21	12	13	2	27	38	245	4	22-28-0	259	0	66	521	0-0	1-1	3-35	6-11	33:47
Illinois	23	0	7	8	8	4	13	2	19	28	139	2	19-28	202	1	56	341	4-166	0-0	6-58	4-10	23:21
Kansas	34	14	14	6	0	12	12	3	27	44	262	2	21-29	277	2	73	539	1-37	2-1	4-34	9-13	36:39

GAME-BY-GAME OFFENSIVE STARTERS

	WR	LT	LG	C	RG	RT	TE	TE/WR	WR	QB	RB
Missouri St.	Grimm	Puni	Ford	Novitsky	Baynes	Cabeldue	Fairchild	Casey	Arnold	Bean	Neal
Illinois	Skinner	Puni	Adams-Reed	Novitsky	Ford	Cabeldue	Fairchild	Wilson	Arnold	Daniels	Bean

GAME-BY-GAME DEFENSIVE STARTERS

	DE	DT	DT	DE	LB	LB	LB	CB	S	S	CB
Missouri St.	Hatcher	Phillips	Withers	Robinson	Berryhill	Miller	Young	Bryant	Logan Jr.	Grant	Dotson
Illinois	Hatcher	Phillips	Dunn Jr.	Robinson	Brown	Miller	Young	Bryant	Logan Jr.	Grant	Dotson

GAME-BY-GAME LEADERS

	PASSING	RUSHING	RECEIVING	TACKLES	SACKS
Missouri St.	Jason Bean (22-28, 276 yds, 2 TD)	Devin Neal (13 att, 94 yds, TD)	Lawrence Arnold (4 rec, 77 yds)	Miller (6-1-7)/Hatcher (2-5-7)	Jereme Robinson (1.0-5)
Illinois	Jalon Daniels (21-29, 277 yds, 2 TD)	Devin Neal (10 att, 120 yds, TD)	Lawrence Arnold (5, 89 yds)	Kenny Logan Jr. (3-5-8)	Booker (2.0-13)/Robinson(2.0-8)

GAME-BY-GAME PASSING

#	NAME	COMP	ATT	INT	PCT	YARDS	TD	LONG	SACK	YDS	EFFIC.
#6	JALON DANIELS	COMP	ATT	INT	PCT	YARDS	TD	LONG	SACK	YDS	EFFIC.
	Illinois	21	29	1	72.4	277	2	48	2	15	168.5
#9	JASON BEAN	COMP	ATT	INT	PCT	YARDS	TD	LONG	SACK	YDS	EFFIC.
	Missouri State	22	28	0	78.6	276	2	52	0	0	184.9
TOTALS		43	57	1	75.4	553	4	52	2	15	176.6

GAME-BY-GAME RUSHING

	NO/YDS/TD	MSU	ILL	NEV	BYU	UT	UCF	OSU	OU	ISU	TTU	KSU	CIN
Devin Neal	23-214/2	13-94/1	10-120/1										
Daniel Hishaw	16-127/2	4-29/1	12-98/1										
Dylan McDuffie	13-59/1	6-40/1	7-19/0										
Jason Bean	5-41/0	5-41/0											
Sevion Morrison	8-41/1	8-41/1											
Jalon Daniels	11-24/0		11-24/0										
Quentin Skinner	1-2/0		1-2/0										
Torry Locklin	1-1/0		1-1/0										

GAME-BY-GAME RECEIVING

	NO/YDS/TD	MSU	ILL	NEV	BYU	UT	UCF	OSU	OU	ISU	TTU	KSU	CIN
Lawrence Arnold	9-166/0	4-77/0	5-89/0										
Luke Grimm	7-102/1	4-33/1	3-69/0										
Quentin Skinner	6-101/0	4-77/0	2-24/0										
Devin Neal	7-72/1	3-25/1	4-47/0										
Mason Fairchild	3-37/0	2-21/0	1-16/0										
Trevor Wilson	4-25/0	2-17/0	2-8/0										
Trevor Kardell	2-22/0	2-22/0											
Doug Emilien	2-15/0		2-15/0										
Torry Locklin	2-8/1	1-4/0	1-4/1										
Jared Casey	1-5/1		1-5/1										

GAME-BY-GAME TACKLES

	UA-A	TOT	MSU	ILL	NEV	BYU	UT	UCF	OSU	OU	ISU	TTU	KSU	CIN
JB Brown	5-5	10	2-2	3-3										
Hayden Hatcher	2-8	10	2-5	0-3										
Kenny Logan Jr.	4-6	10	1-1	3-5										
Rich Miller	8-1	9	6-1	2-0										
Marvin Grant	5-3	8	3-1	2-2										
Cobee Bryant	4-1	5	2-0	2-1										
Ra'Mello Dotson	4-1	5	2-0	2-1										
OJ Burroughs	4-0	4		4-0										
Taiwan Berryhill	2-1	3	2-1											
Austin Booker	2-1	3		2-1										
Jereme Robinson	3-0	3	1-0	2-0										
Craig Young	2-1	3		2-1										
Donovan Gaines	0-2	2	0-1	0-1										
Kalon Gervin	2-0	2	2-0											
Jayson Gilliom	2-0	2	1-0	1-0										
Patrick Joyner Jr.	2-0	2		2-0										
Gage Keys	0-2	2	0-2											
Kwinton Lassiter	1-1	2	1-1											
Dylan Brooks	1-0	1	1-0											
Dean Miller	1-0	1	1-0											
Davion Westmoreland	1-0	1	1-0											
Kenean Caldwell	1-0	1	1-0											
Michael Ford Jr.	1-0	1		1-0										
Tommy Dunn Jr.	0-1	1	0-1											
Torry Locklin	0-1	1		0-1										
Devin Phillips	1-0	1		1-0										
Trevor Wilson	0-1	1		0-1										
DJ Withers	1-0	1		1-0										

GAME-BY-GAME TACKLES-FOR-LOSS

	UA-A	TOT	MSU	ILL	NEV	BYU	UT	UCF	OSU	OU	ISU	TTU	KSU	CIN
JB Brown	3-0	3.0	1.0-2	2.0-7										
Jereme Robinson	3-0	3.0	1.0-5	2.0-8										
Hayden Hatcher	1-3	2.5	2.0-3	0.5-1										
Austin Booker	2-0	2.0		2.0-13										
Marvin Grant	2-0	2.0	2.0-2											
Cobee Bryant	1-0	1.0	1.0-5											
Kenny Logan Jr.	0-2	1.0	0.5-1	0.5-0										
Patrick Joyner Jr.	1-0	1.0		1.0-1										
DJ Withers	1-0	1.0		1.0-2										
Taiwan Berryhill	0-1	0.5	0.5-0											
Kwinton Lassiter	0-1	0.5	0.5-2											
Tommy Dunn Jr.	0-1	0.5	0.5-1											

GAME-BY-GAME SACKS

	UA-A	TOT	MSU	ILL	NEV	BYU	UT	UCF	OSU	OU	ISU	TTU	KSU	CIN
Jereme Robinson	3-0	3.0	1.0-5	2.0-8										
Austin Booker	2-0	2.0		2.0-13										
JB Brown	1-0	1.0		1.0-6										
Patrick Joyner Jr.	1-0	1.0		1.0-1										

DRIVE SUPERLATIVES

	KANSAS	OPPONENT
Most Plays/Result	13, Illinois (TD)	10, Missouri State (TD)
Most Yards/Result	95, Missouri State (TD)	53, Missouri State (FG)
Most Time/Result	6:41, Illinois (TD)	4:51, Missouri State (Punt)

SCORING DRIVE ANALYSIS

YARDAGE	KANSAS		OPPONENTS	
	TD	FG	TD	FG
No Drive	--	--	--	--
Negative Yds.	--	--	--	--
0-9	--	--	--	--
10-19	--	--	--	--
20-29	2	--	--	--
30-39	--	1	--	--
40-49	--	1	1	--
50-59	--	1	--	1
60-69	1	--	--	--
70-79	4	1	3	--
80-89	2	--	1	--
90-99	1	--	--	--

GAME OPENING DRIVES

OPPONENTS	KANSAS			OPPONENTS		
	PTS.	1STD	YDS.	PTS.	1STD	YDS.
Missouri St.	7	2	70	0	0	-6
Illinois	7	5	82	0	0	5

SECOND HALF OPENING DRIVES

OPPONENTS	KANSAS			OPPONENTS		
	PTS.	1STD	YDS.	PTS.	1STD	YDS.
Missouri St.	7	5	69	0	0	9
Illinois	3	1	45	0	1	34

DRIVE CHART

DRIVE START	1-9	10-19	20-29	30-39	40-49	50+
RESULT	NO/TD/FG	NO/TD/FG	NO/TD/FG	NO/TD/FG	NO/TD/FG	NO/TD/FG
Missouri State	0/0/0	1/0/1	3/2/1	6/2/0	0/0/0	2/2/0
Illinois	0/0/0	4/2/0	3/2/0	2/0/1	1/0/0	1/0/1

THREE-AND-OUTS

	KANSAS	OPPONENT
	THREE-AND-OUT/DRIVES	THREE-AND-OUT/DRIVES
Missouri State	0/12	5/11
Illinois	1/11	2/11

KANSAS SCORING DRIVES

OPPONENT	PLAYS	YDS.	TIME	DRIVE	SCORING PLAY
Missouri St.	4	70	1:49	TD	Neal 48-yd run
Missouri St.	3	75	1:11	TD	Grimm 14-yd pass
Missouri St.	10	75	5:02	FG	Keller 28-yd FG
Missouri St.	9	69	4:22	TD	McDuffie 17-yd run
Missouri St.	10	55	5:07	FG	Keller 35-yd FG
Missouri St.	8	75	4:39	TD	Hishaw 24-yd run
Missouri St.	5	28	2:21	TD	Neal 6-yd run
Missouri St.	4	23	2:14	TD	Morrison 5-yd run
Illinois	10	82	4:21	TD	Locklin 4-yd pass
Illinois	13	85	6:35	TD	Casey 5-yd pass
Illinois	11	94	7:05	TD	Neal 4-yd run
Illinois	4	75	0:36	TD	Hishaw 1-yd run
Illinois	5	45	1:37	FG	Keller 41-yd FG
Illinois	7	37	3:14	FG	Keller 30-yd FG

OPPONENT SCORING DRIVES

OPPONENT	PLAYS	YDS.	TIME	DRIVE	SCORING PLAY
Missouri St.	10	46	5:37	TD	Robinson 2-yd pass
Missouri St.	7	53	3:10	FG	Rozanc 37-yd FG
Missouri St.	6	75	3:21	TD	Robinson 5-yd rush
Illinois	7	75	2:31	TD	Reiman 4-yd pass
Illinois	5	75	2:11	TD	Altmyer 72-yd run
Illinois	11	80	4:47	TD	Altmyer 6-yd run

KANSAS IN THE RED ZONE

														Failed to Score Inside Red		
Zone	DATE	OPPONENT	SCORE	TIMES IN RZ	TIMES SCORED	TOTAL PTS	TDS	RUSH TDS	PASS TDS	FGS MADE	FGA	DOWN	INT	FUMB	HALF	GAME
	Sept. 1	Missouri St.	W, 48-17	6	6	34	4	2	2	2	0	0	0	0	0	0
	Sept. 8	Illinois	W, 34-23	5	5	31	4	2	2	1	1	0	0	0	0	0
	Totals			11	11	65	8	4	4	3	3	0	0	0	0	0
	11 of 11 (100.0%)															

OPPONENTS IN THE RED ZONE

														Failed to Score Inside Red Zone		
DATE	OPPONENT	SCORE	TIMES IN RZ	TIMES SCORED	TOTAL PTS	TDS	RUSH TDS	PASS TDS	FGS MADE	FGA	DOWN	INT	FUMB	HALF	GAME	
Sept. 1	Missouri St.	W, 48-17	3	3	17	2	1	1	1	1	0	0	0	0	0	
Sept. 8	Illinois	W, 34-23	2	2	15	2	1	1	0	0	0	0	0	0	0	
Totals			5	5	32	4	2	2	1	1	0	0	0	0	0	
5 of 5 (100.0%)																

KANSAS THIRD DOWN CONVERSIONS

DATE	OPPONENT	SCORE	OVERALL	PCT.	1ST QTR	PCT.	2ND QTR	PCT.	3RD QTR	PCT.	4TH QTR	PCT.	OT	PCT.
Sept. 1	Missouri St.	W, 48-17	6-11	54.5	0-2	0.0	1-2	50.0	3-4	75.0	2-3	66.7	0-0	0.0
Sept. 8	Illinois	W, 34-23	9-13	69.2	5-5	100.0	2-3	66.7	0-2	0.0	2-3	66.7	0-0	0.0
Kansas			15-24	62.5	5-7	71.4	3-5	60.0	3-6	50.0	4-6	66.7	0-0	0.0
Opponents			5-19	26.3	1-6	16.7	1-6	16.7	2-4	50.0	1-3	33.3	0-0	0.0

KANSAS FOURTH DOWN CONVERSIONS

DATE	OPPONENT	SCORE	OVERALL	PCT.	1ST QTR	PCT.	2ND QTR	PCT.	3RD QTR	PCT.	4TH QTR	PCT.	OT	PCT.
Sept. 1	Missouri St.	W, 48-17	1-2	50.0	0-1	0.0	0-0	0.0	0-0	0.0	1-1	100.0	0-0	0.0
Sept. 8	Illinois	W, 34-23	0-1	0.0	0-0	0.0	0-0	0.0	0-0	0.0	0-1	0.0	0-0	0.0
Kansas			1-3	33.3	0-1	0.0	0-0	0.0	0-0	0.0	1-2	50.0	0-0	0.0
Opponents			2-3	66.7	1-1	100.0	0-0	0.0	0-1	0.0	1-1	100.0	0-0	0.0

KANSAS TIME OF POSSESSION

DATE	OPPONENT	SCORE	OVERALL	1ST QTR	2ND QTR	3RD QTR	4TH QTR	OT
Sept. 1	Missouri St.	W, 48-17	33:47	05:13	06:22	09:38	12:34	00:00
Sept. 8	Illinois	W, 34-23	36:39	10:56	08:23	07:13	10:07	00:00
Kansas			70:26	16:09	14:45	16:51	22:41	00:00
Avg.			35:13	08:04	07:22	08:26	11:20	00:00
Opponents			49:28	13:23	15:43	08:17	12:05	00:00
Avg.			24:44	06:41	07:51	04:08	06:02	00:00

SEASON GAME HIGHS

Kansas Individuals

Rushes	13	Devin Neal vs Missouri St. (09/01/2023)
Yards Rushing	120	Devin Neal vs Illinois (09/08/2023)
TD Rushes	1	Devin Neal vs Illinois (09/08/2023)
	1	Daniel Hishaw vs Illinois (09/08/2023)
	1	Daniel Hishaw vs Missouri St. (09/01/2023)
	1	Devin Neal vs Missouri St. (09/01/2023)
	1	Sevion Morrison vs Missouri St. (09/01/2023)
	1	Dylan McDuffie vs Missouri St. (09/01/2023)
Long Rush	48	Devin Neal vs Missouri St. (09/01/2023)
Pass Attempts	29	Jalon Daniels vs Illinois (09/08/2023)
Pass Completions	22	Jason Bean vs Missouri St. (09/01/2023)
Yards Passing	277	Jalon Daniels vs Illinois (09/08/2023)
Touchdown Passes	2	Jalon Daniels vs Illinois (09/08/2023)
	2	Jason Bean vs Missouri St. (09/01/2023)
Long Pass	52	Jason Bean vs Missouri St. (09/01/2023)
Receptions	5	Lawrence Arnold vs Illinois (09/08/2023)
Yards Receiving	89	Lawrence Arnold vs Illinois (09/08/2023)
TD Receptions	1	Jared Casey vs Illinois (09/08/2023)
	1	Torry Locklin vs Illinois (09/08/2023)
	1	Devin Neal vs Missouri St. (09/01/2023)
	1	Luke Grimm vs Missouri St. (09/01/2023)
Long Reception	52	Lawrence Arnold vs Missouri St. (09/01/2023)
Punts	1	Damon Greaves vs Illinois (09/08/2023)
Long Punt	37	Damon Greaves vs Illinois (09/08/2023)
Punts Inside 20	none	
Long Punt Return	-2	Trevor Wilson vs Illinois (09/08/2023)
Long Kickoff Return	34	Trevor Wilson vs Missouri St. (09/01/2023)
Tackles	8	Kenny Logan Jr. vs Illinois (09/08/2023)
Sacks	2	Jereme Robinson vs Illinois (09/08/2023)
	2	Austin Booker vs Illinois (09/08/2023)
Tackles for Loss	2	JB Brown vs Illinois (09/08/2023)
	2	Austin Booker vs Illinois (09/08/2023)
	2	Jereme Robinson vs Illinois (09/08/2023)
	2	Hayden Hatcher vs Missouri St. (09/01/2023)
	2	Marvin Grant vs Missouri St. (09/01/2023)

Kansas Team

Rushes	4	Illinois (09/08/2023)
Yards Rushing	262	Illinois (09/08/2023)
Yards per Rush	6.4	Missouri St. (09/01/2023)
TD Rushes	4	Missouri St. (09/01/2023)
Pass Attempts	29	Illinois (09/08/2023)
Pass Completions	22	Missouri St. (09/01/2023)
Yards Passing	277	Illinois (09/08/2023)
Yards Per Pass	9.9	Missouri St. (09/01/2023)
TD Passes	2	Illinois (09/08/2023)
	2	Missouri St. (09/01/2023)
Total Plays	73	Illinois (09/08/2023)
Total Offense	539	Illinois (09/08/2023)
Yards Per Play	7.9	Missouri St. (09/01/2023)
Points	48	Missouri St. (09/01/2023)
Sacks By	4	Illinois (09/08/2023)
First Downs	27	Illinois (09/08/2023)
	27	Missouri St. (09/01/2023)
Penalties	4	Illinois (09/08/2023)
Penalty Yards	35	Missouri St. (09/01/2023)
Turnovers	2	Illinois (09/08/2023)
Punts	1	Illinois (09/08/2023)
Punting Avg.	37.0	Illinois (09/08/2023)
Long Punt	37	Illinois (09/08/2023)
Punts Inside 20	0	Missouri St. (09/01/2023)
Long Punt Return	-2	Illinois (09/08/2023)

Opponent Individuals

Rushes	15	Jacardia Wright vs Missouri St. (09/01/2023)
Yards Rushing	70	Luke Altmyer vs Illinois (09/08/2023)
TD Rushes	2	Luke Altmyer vs Illinois (09/08/2023)
Long Rush	72	Luke Altmyer vs Illinois (09/08/2023)
Pass Attempts	28	Luke Altmyer vs Illinois (09/08/2023)
Pass Completions	19	Luke Altmyer vs Illinois (09/08/2023)
Yards Passing	202	Luke Altmyer vs Illinois (09/08/2023)
TD Passes	1	Luke Altmyer vs Illinois (09/08/2023)
	1	Jacob Clark vs Missouri St. (09/01/2023)
Long Pass	29	Luke Altmyer vs Illinois (09/08/2023)
Receptions	6	Isaiah Williams vs Illinois (09/08/2023)
Yards Receiving	99	Isaiah Williams vs Illinois (09/08/2023)
TD Receptions	1	Tip Reiman vs Illinois (09/08/2023)
	1	Jmariyae Robinson vs Missouri St. (09/01/2023)
Long Reception	29	Isaiah Williams vs Illinois (09/08/2023)
Field Goals	1	Owen Rozanc vs Missouri St. (09/01/2023)
Long Field Goals	37	Owen Rozanc vs Missouri St. (09/01/2023)
Punts	6	Grant Burkett vs Missouri St. (09/01/2023)
Punting Avg.	41.5	Hugh Robertson vs Illinois (09/08/2023)
Long Punt	51	Grant Burkett vs Missouri St. (09/01/2023)
Punts Inside 20	4	Hugh Robertson vs Illinois (09/08/2023)
Long Punt Return	none	
Long Kickoff Return	30	Aidan Laughery vs Illinois (09/08/2023)
Tackles	12	Todric McGee vs Missouri St. (09/01/2023)
Sacks	2	Jer Zhan Newton vs Illinois (09/08/2023)
Tackles for Loss	2	Jer Zhan Newton vs Illinois (09/08/2023)
Interceptions	1	Xavier Scott vs Illinois (09/08/2023)

Opponent Team

Rushes	28	Illinois (09/08/2023)
Yards Rushing	139	Illinois (09/08/2023)
Yards per Rush	5.0	Illinois (09/08/2023)
TD Rushes	2	Illinois (09/08/2023)
Pass Attempts	28	Illinois (09/08/2023)
Pass Completions	19	Illinois (09/08/2023)
Yards Passing	202	Illinois (09/08/2023)
Yards per Pass	7.2	Illinois (09/08/2023)
TD Passes	1	Illinois (09/08/2023)
	1	Missouri St. (09/01/2023)
Total Plays	56	Illinois (09/08/2023)
Total Offense	341	Illinois (09/08/2023)
Yards per Play	6.1	Illinois (09/08/2023)
Points	23	Illinois (09/08/2023)
Sacks By	2	Illinois (09/08/2023)
First Downs	19	Illinois (09/08/2023)
Penalties	6	Illinois (09/08/2023)
	6	Missouri St. (09/01/2023)
Penalty Yards	58	Illinois (09/08/2023)
Turnovers	2	Illinois (09/08/2023)
	2	Missouri St. (09/01/2023)
Punts	6	Missouri St. (09/01/2023)
Punting Avg.	41.5	Illinois (09/08/2023)
Long Punt	51	Missouri St. (09/01/2023)
Punts Inside 20	4	Illinois (09/08/2023)
Long Punt Return	0	Missouri St. (09/01/2023)