



KANSAS

FOOTBALL GAME NOTES

GAME 9



GAME 9 | NOV. 4, 2023 | 6:00 P.M. CT | AMES, IOWA | JACK TRICE STADIUM (61,500)



KANSAS #22 JAYHAWKS 6-2, 3-2 Big 12

VS.



IOWA STATE CYCLONES 5-3, 4-1 Big 12

Record	6-2 (3-2 Big 12)
Ranking (AP/Coaches)	22/23
Last Game	Oct. 28, 2023 (vs. #6 Oklahoma; W, 38-33)
Head Coach	Lance Leipold
Career Record	160-58 (17th Season)
Record at Kansas	14-19 (3rd Season)

TEAM STATISTICS

Points Per Game	35.8
1st Downs	181
Rushing Yards	1,709 213.6/game
Passing Yards	1,836 229.5/game
Total Offense	3,545 443.1/game
Touchdowns	38
Field Goals	9-11
Time of Possession	30:35
Sacks	19-107

STATISTICAL LEADERS

Passing	Jason Bean (77-127, 1,131 yds, 9 TD)
Rushing	Devin Neal (115 att, 771 yds, 7 TD)
Receiving	Lawrence Arnold (28 rec, 403 yds, 1 TD)
Tackles	Kenny Logan Jr. (34 solo, 21 assist, 55 total)
Sacks	Austin Booker (6.0 sacks-43 yds)
Interceptions	Cobee Bryant/Kwinton Lassiter/Mello Taton (2 INT)

Record	5-3 (4-1 Big 12)
Ranking (AP/Coaches)	NR/NR
Last Game	Oct. 28, 2023 (at Baylor; W, 30-18)
Head Coach	Matt Campbell
Career Record	86-60 (12th Season)
Record at ISU	51-45 (8th Season)

TEAM STATISTICS

Points Per Game	23.9
1st Downs	130
Rushing Yards	983 122.9/game
Passing Yards	1,719 214.9/game
Total Offense	2,702 337.8/game
Touchdowns	21
Field Goals	15-19
Time of Possession	30:33
Sacks	14-90

STATISTICAL LEADERS

Passing	Rocco Becht (142-236, 1,702 yds, 13 TD)
Rushing	Eli Sanders (73 att, 353 yds, 2 TD)
Receiving	Jaylin Noel (42 rec, 384 yds, 2 TD)
Tackles	Beau Freyler (25 solo, 32 assist, 57 total)
Sacks	J.R. Singleton (3.0 sacks-28 yds)
Interceptions	Jeremiah Cooper (5 INT-88 yds)

NO. 22/23 JAYHAWKS TAKE ON IOWA STATE ON SATURDAY NIGHT

This week's Cheez-It National Team of the Week, the No. 22/23 Kansas Jayhawks (6-2, 3-2 Big 12) will take on the Iowa State Cyclones (5-3, 4-1 Big 12) on Saturday, November 4 at 6 p.m. on ESPN. The matchup will feature two of the top teams in the Big 12 Conference, as Kansas is coming off a 38-33 victory over No. 6 Oklahoma on October 28, which was the program's first win over an AP Top-10 opponent since 2008 (Orange Bowl vs. No. 5 Virginia Tech). The win over Oklahoma was Kansas' first against the Sooners since 1997 and made Kansas bowl-eligible in back-to-back years for the second time in school history. Iowa State enters as winners of its last three games, all of which were against Big 12 opponents. Iowa State came away with a 30-18 victory against Baylor on October 28 and are now at a four-way tie for the top of the Big 12 Conference. The series between Kansas and Iowa State dates back to 1898, with Kansas leading the all-time series at 51-45-6, while Iowa State holds an advantage of 25-23-3 in games played in Ames. The Jayhawks came out victorious in the last meeting between the two schools, as Kansas won a defensive battle, 14-11, on October 1, 2022.

Saturday's game will be televised on ESPN with Mike Monaco (Play-by-Play), Robert Griffin III (Analyst) and Kris Budden (Sideline) on the call. Game action can also be heard across the Jayhawk Radio Network with Brian Hanni (Play-by-Play), David Lawrence (Analyst) and Brandon McAnderson (Sideline) calling the action.

JAYHAWK QUICK HITS

- Kansas was named the Cheez-It National Team of the Week following its 38-33 victory over No. 6 Oklahoma on October 28. It was Kansas' first win over a Top-10 team at home since October 27, 1994 (#2 Oklahoma, 28-11). Since the start of the 2022 season, Kansas is 2-3 against top-25 opponents with wins over #6 Oklahoma (38-33, Oct. 28, 2023) and #18 Oklahoma State (37-16, Nov. 5, 2022). From 2010-2021, Kansas was 0-44 against top-25 foes with its last win coming against No. 15 Georgia Tech on Sept. 11, 2010.
- Kansas returned to the rankings this week as the Jayhawks are ranked No. 22 in the AP poll and No. 23 in the USA Today Coaches Poll. The appearances are Kansas' third in each poll this season, while head coach Lance Leipold has now had the Jayhawks ranked five times over his KU career. Prior to the 2022 season, Kansas had not been ranked since 2009.
- With the win, Kansas became bowl eligible for the 14th time in program history, and the second time Kansas is bowl eligible under Lance Leipold. The only time Kansas has reached bowl games in back-to-back seasons was in 2007-08, when Kansas played in the FedEx Orange Bowl (Jan. 3, 2008) and Insight Bowl (Dec. 31, 2008).
- Kansas enters Saturday's game with a 6-2 record this season, while the Jayhawks are 12-9 over their last 21 games. With the win over Oklahoma,

BY THE NUMBERS

1,259

The Kansas running back duo of Devin Neal (771) and Daniel Hishaw Jr. (488) have combined to rush for more yards than any other power five running back duo this season. Through eight games, the duo has combined for 1,259 yards on the ground.

346

With 10 tackles against Oklahoma, Kenny Logan Jr. moved into 8th in school history with 346 career tackles, which are the sixth-most among active FBS players and are the most by a safety. He is also on the brink of breaking KU's career record for tackles by a DB, trailing only LeRoy Irvin (347, 1976-79).

Kansas has won nine of its last 11 home games, including a perfect 5-0 mark this season. The last time Kansas started the season 5-0 at home was 2008, while it is the 11th time in program history Kansas has started the season 5-0 or better at home (2023, 2008, 2007, 2005, 1951, 1909, 1908, 1906, 1905, 1899, 1896). Prior to Leipold's arrival, the Jayhawks won nine home games dating back to 2014 with an overall home record of 6-91 in Big 12 play from 2010-2021.

- Kansas and Iowa State are no strangers to the gridiron, as the two teams have faced off dating back to 1898. Kansas holds the series advantage at 51-45-6 all-time, while Iowa State leads the series history in games played in Ames at 25-23-3. Kansas is facing a seven-game losing streak in games played in Ames, with its last win coming on October 4, 2008.

- Kansas' offense has been firing on all cylinders, averaging 37.4 points per game this season, which is 18th-most in the country and third-most in the Big 12 Conference. Kansas has scored 286 points through eight games this season, which follow last year's 304 points through eight games. Prior to 2022, Kansas had not scored 280+ points through eight games since 2007 (340).

- The Jayhawks are currently averaging 7.0 yards per play through eight games this season, which is the eighth-most among power five programs and are the second most across the Big 12. Only LSU, Washington, Oregon, USC, Georgia, UCF and Florida State average more yards per play entering this weekend. Kansas' offensive efficiency compares to that of a season ago, where Kansas averaged 71 yards per play through the first eight games of the season. Since at least 1996, Kansas has not averaged more than 7.0 yards per play in a season other than the 2022, in which Kansas finished the season by averaging 7.0 yards per play.

- A product of Lawrence, Kansas, the Kansas offense is led by junior Devin Neal, who has rushed for 771 yards and 7 touchdowns on 115 attempts this season. Neal is averaging 6.7 yards per carry this season, which ranks sixth among power five running backs this season and is chasing the KU school record for yards per carry in a season (7.1 - Gale Sayers, 1962, min. 150 att.). Over his career, Neal has rushed for 2,568 yards and 24 touchdowns on 453 rushes, averaging 5.7 yards per carry. Neal's 5.7 yards per carry ranks third amongst power five running backs with at least 400 carries, trailing only Braelon Allen of Wisconsin (6.0) and Blake Corum of Michigan (5.9).

- Kansas' defense has created havoc for opposing offenses, scoring three defensive touchdowns this season, which are the most in the Big 12 Conference and third most nationally, behind only Michigan and Notre Dame (4). Of the three defensive touchdowns, two have come on interceptions. One of the defensive touchdowns came from All-Big 12 First Team member Cobee Bryant, who recorded his fourth career touchdown with a fumble return against BYU. With the touchdown, Bryant became Kansas' all-time leader in non-offensive touchdowns, as he has two interception return touchdowns (at Texas, 2021; at West Virginia, 2022), a blocked field goal returned for a touchdown (vs. Tennessee Tech, 2022) and a fumble recovery for a touchdown (vs. BYU, 2023) in his career.

- The KU defense features a veteran presence from seniors Rich Miller and Kenny Logan Jr., who combine for 90 tackles this season. Logan, of St. Augustine, Florida, leads the Jayhawks with 55 tackles through eight games. Logan has compiled 346 tackles over his career, which are the most by an active safety in the country and are the seventh most among any position. Logan's 346 tackles are also the second most by a defensive back in school history, only one behind LeRoy Irvin, who holds the school record with 347 tackles from 1976-79.

ON THE AIR



Play-by-Play: Mike Monaco

Analyst: Robert Griffin III

Sideline: Kris Budden

RADIO: Jayhawk Radio Network from Learfield

Play-by-Play: Brian Hanni

Analyst: David Lawrence

Sideline: Brandon McAnderson

Web: KUathletics.com

App: Kansas Jayhawks

Sirius: Sirius (381), SXM App (971)



2023 SCHEDULE

	Sept. 1	Missouri State Bears	W, 48-17
		David Booth Kansas Memorial Stadium Lawrence, Kan.	
	Sept. 8	Illinois Fighting Illini	W, 34-23
		David Booth Kansas Memorial Stadium Lawrence, Kan.	
	Sept. 16	Nevada Wolfpack	W, 31-24
		Mackey Stadium Reno, Nev.	
	Sept. 23	BYU Cougars	W, 38-27
		David Booth Kansas Memorial Stadium Lawrence, Kan.	
	Sept. 30	#3 Texas Longhorns	L, 14-40
		DKR-Texas Memorial Stadium Austin, Texas	
	Oct. 7	UCF Knights	W, 51-22
		David Booth Kansas Memorial Stadium Lawrence, Kan.	
	Oct. 14	Oklahoma State Cowboys	L, 32-39
		Boone Pickens Stadium Stillwater, Okla.	
	Oct. 28	#6 Oklahoma Sooners	W, 38-33
		David Booth Kansas Memorial Stadium Lawrence, Kan.	
	Nov. 4	Iowa State Cyclones	6:00 p.m. CT
		Jack Trice Stadium Ames, Iowa	
	Nov. 11	Texas Tech Red Raiders	TBA
		David Booth Kansas Memorial Stadium Lawrence, Kan.	
	Nov. 18	Kansas State Wildcats	TBA
		David Booth Kansas Memorial Stadium Lawrence, Kan.	
	Nov. 25	Cincinnati Bearcats	TBA
		Nippert Stadium Cincinnati, Ohio	

A KU WIN WOULD ...

- Move Kansas to 604-677-58 all-time, including 15-19 in the Lance Leipold era. Leipold's career record would improve to 161-58.
- Assure Kansas of finishing the 2023 season with a winning record by recording its seventh win in a season for the first time since 2008.
- Be KU's first win over Iowa State in Ames since 2008 and give the Jayhawks consecutive wins over the Cyclones for the first time since winning five straight against ISU from 2005-09.
- Extend Kansas' all-time lead in the series vs. Iowa State to 52-45-6, while making the Jayhawks 24-25-3 all-time in Ames.



GAME WEEK SCHEDULE

Mon., Oct. 30	Tues., Oct. 31	Wed., Nov. 1	Thurs., Nov. 2	Fri., Nov. 3	Sat., Nov. 4
11:15 am - Head Coach Lance Leipold Press Conference (Anderson Family Football Complex)	No media availability	11:15 am - Coordinator Media Availability (Anderson Family Football Complex) 11:45 am - Student Athlete availability (Anderson Family Football Complex) 6 pm - Hawk Talk with Lance Leipold (Johnny's Tavern West Lawrence)	No media availability	No media availability	6 p.m. - Kansas at Iowa State Postgame media availability to take place in-person in visiting team media room.

Credentials

All credential requests can be made online at:

<https://kuathletics.com/kansas-football-media-center/>

Credentials can be picked up on gameday at Media Will Call near the media entrance (gate 35), located on the South end of David Booth Kansas Memorial Stadium.

Photographers

Credentials for sideline photographers will be issued on the basis of circulation, with priority granted to agencies covering the participating schools on a regular basis.

Parking

Media parking is located in the Mississippi Street Parking Garage just south of the Kansas Union on the southeast side of Memorial Stadium. The garage is approximately two blocks away from the stadium. Digital Parking passes will be emailed to the assigning editor. Instructions on how to retrieve mobile parking passes are attached.

Please access and download your mobile parking passes before leaving for the stadium.

Pressbox and Gameday Services

The Kivisto Field at David Booth Kansas Memorial Stadium pressbox is located on the west side of the stadium. Entrance is at the base of the elevator located just off of Maine Street. There is also a field-level media entrance at Gate 35. Level eight is reserved for the print media, home and visiting radio, home and visiting booths for coaches and athletics directors, along with game and scoreboard operations. Level nine serves as the photo deck and the location for television booths. Television monitors are also part of the fixtures in both home and visiting radio booths.

Wireless Internet

Complimentary access to wireless internet is available at Memorial Stadium and information about how to access it will be available in the pressbox.

Telephones

Writers wanting phone lines at their seat locations should contact the KU Telecommunications Office at (785) 864-9300 regarding installation. For specific line location, please list Andy Eisch as the contact. Allow at least two weeks notice prior to the game.

Weekly News Conference

Kansas Head Football Coach Lance Leipold will conduct a weekly press conference each Monday during the season. The press conference will begin at 11:15 a.m., and will be conducted in-person at Mrkonic Auditorium inside Anderson Family Football Complex.

Offensive Coordinator Andy Kotelnicki, Defensive Coordinator Brian Borland and select student-athletes will be available each Wednesday throughout the season, beginning at 11:15 a.m., at Mrkonic Auditorium.

After the conclusion of games, Coach Leipold and select student-athletes will be made available in a press conference setting.

Interviews

Contact the communications office for all player or coach interview requests. To request players, media should contact Andy Eisch (aeisch@ku.edu; 785-330-3698) or Doug Self (dself@ku.edu; 785-393-4978). Out-of-town media wishing to interview Kansas players should also contact the communications office with their requests.

Home and cell phone numbers for players will not be provided and players have been instructed not to accept calls from media without prior notice from the communications office. Please do not contact a player or coach without scheduling the interview through the communications office.

Digital Assets

Head shots and selected video and audio elements will be made available throughout the season on the KU Athletics Media FTP:

<https://kuathne.ws/KUMediaShare>.

**Please note that all formats and policies are subject to change throughout the season.*



collegepressbox is the official media website for Division I football. Access and download game notes, quotes, statistics, media guides, headshots, logos and more for all FBS schools, conferences, postseason games, awards and the College Football Playoff. For access, please register for an account at collegepressbox.com/register.

QUICK FACTS

Location	Lawrence, Kan.
Founded	1866
Enrollment	27,638 (Fall 2022)
Chancellor	Douglas A. Girod
	(UC Davis, 1981; UC San Francisco, 1985)
Athletics Director	Travis Goff
	(Kansas, 2002; Tulane, 2007)
Sport Administrator	Collin Sexton
Colors	Crimson (Pantone 186) & Blue (Pantone 293)
Nickname	Jayhawks
Affiliations	NCAA Division I
	Big 12 Conference
Conference Website	www.Big12Sports.com
Ticket Office	800.34.HAWKS (42957)
	KUTickets.com

KANSAS FOOTBALL COMMUNICATIONS STAFF

Office	785.864.3417
Associate AD - Public Relations and Strategic Communications	Daniel Berk
Cell	785.312.2159
Email	dberk@ku.edu
Director of Football Communications	Andy Eisch
Cell	785.330.3698
Email	aeisch@ku.edu
Associate Communications Director	Doug Self
Cell	785.393.4978
Email	dself@ku.edu
Communications GA (Credentials Contact)	Jack Gilligan
Email	jackgilligan@ku.edu
Football Credentials	https://kuathletics.com/kansas-football-media-center/
KU Athletics Website	KUAthletics.com
Facebook	/KUathletics
Twitter	@KUathletics
Instagram	@KUathletics

STADIUM

Football Facility	David Booth Kansas Memorial Stadium
Capacity	47,233
Largest Crowd	52,530
	(Sept. 5, 2009 vs. Northern Colorado)
Surface	Field Turf (2009)
Year Opened	1921
Press Box Phone (Media Only)	785.864.5593

COACHING STAFF

Head Coach	Lance Leipold
Alma Mater	Wisconsin-Whitewater, 1987, 1991
Record at Kansas	14-19 (3rd Season)
Career Record (Seasons)	160-58 (17th Season)
Defensive Coordinator	Brian Borland
Assoc. Head Coach/Off. Coordinator	Andy Kotelnicki
Assistant Coach - Offensive Line	Scott Fuchs
Assistant Coach - DEs/ST Coordinator	Taiwo Onatolu
Assistant Coach - Defensive Tackles	Jim Panagos
Assistant Coach - DBs/Defensive	Jordan Peterson
Pass Game Coordinator	Terrence Samuel
Assistant Coach - Wide Receivers	Chris Simpson
Assistant Coach - Linebackers	Jonathan Wallace
Assistant Coach - Running Backs	Jim Zebrowski
Assistant Coach - Quarterbacks	Matt Lubick
Senior Analyst - Offense	Mark DeLeon
Senior Analyst - Defense	Joe Dailey
Analyst - Offense	Bill Queisert
Analyst - Defense	Oscar Rodriguez
Analyst - Special Teams	Zac Barton
Analyst - Special Teams	Aaron Miller
Special Assistant to the Head Coach	Sean Snyder
Quality Control - Defense	Brian Stoldt
Graduate Assistant - Offense	Teril Boldisi
Graduate Assistant - Offense	Chris Labidou
Graduate Assistant - Defense	Quentin Carter
Graduate Assistant - Defense	Donovan Nathaniel

HISTORY

First Season of Record	1890
Seasons	132nd
All-Time Record	603-677-58
Conference Titles (Last)	7 (2007)
Big 12 Titles (Last)	1 (North Division 2007)
Bowl Games (Last)	13 (2022)
Bowl Game Titles (Last)	6 (2008)
Bowl Games Record	6-7

TEAM INFORMATION

2022 Overall Record	6-7
2022 Conference Record	3-6 (T-7th)
2022 Home Record	4-2
2022 Road Record	2-4



UNIVERSITY OF KANSAS GATEWAY DISTRICT

CONSTRUCTION STARTING IN DECEMBER 2023



ANDERSON FAMILY FOOTBALL COMPLEX

**NEWLY UPGRADED LOCKER ROOM AND WEIGHT ROOM
UNVEILED IN AUGUST OF 2023**



NEW ERA

- Kansas has seen an immense turnaround under head coach Lance Leipold, who over the last two seasons has led Kansas to a 12-9 overall record and a 2-3 record against top-25 opponents. Kansas has defeated #6 Oklahoma (38-33, Oct. 28, 2023) and #18 Oklahoma State (37-16, Nov. 5, 2022). From 2010-2021, Kansas was 0-43 against top-25 foes with its last win coming against No. 15 Georgia Tech on Sept. 11, 2010.
- With the win over No. 6 Oklahoma, Kansas registered its first win over a top 10 opponent since Jan. 3, 2008 over No. 5 Virginia Tech in the FedEx Orange Bowl. It was also Kansas' first top 10 win against a conference opponent since Oct. 7, 1995 (at No. 4 Colorado) and the first over a top 10 opponent at home since Oct. 27, 1984 (No. 2 Oklahoma).
- Over Kansas' last 11 home games, the Jayhawks are 9-2, including a perfect 5-0 this season. The last time Kansas started the season 5-0 at home was 2008, while it is the 11th time in program history Kansas has started the season 5-0 or better at home (2023, 2008, 2007, 2005, 1951, 1909, 1908, 1906, 1905, 1899, 1896). Prior to Leipold's arrival, the Jayhawks won nine home games dating back to 2014 with an overall home record of 6-91 in Big 12 play from 2010-2021.
- Kansas is just one of 10 programs this season to start 5-0 or better at home. Kansas is joined by Wyoming, Penn State, Kansas State, Ole Miss, Georgia Southern, Rutgers, Washington, Michigan and Georgia.
- With the win against Oklahoma, Kansas has clinched bowl eligibility for the second-straight season. It is just the second time in school history that Kansas is bowl eligible in back-to-back seasons, after reaching back-to-back bowl games during the 2007-08 seasons, when Kansas played in the FedEx Orange Bowl (Jan. 3, 2008) and Insight Bowl (Dec. 31, 2008).

RANKED JAYHAWKS

- For the third time this season, Kansas appeared in both the Associated Press and USA Today Coaches Poll. The Jayhawks are ranked No. 22 in the AP Poll and No. 23 in the USA Today Coaches Poll. Leipold has now had the Jayhawks ranked five times over his KU career. Prior to Leipold's arrival, Kansas was last ranked on Oct. 24, 2009.
- Kansas has appeared in the AP Poll 114 times over its history, as this is the fifth time that the Jayhawks are ranked No. 22.
- Kansas holds a record of 61-37-2 when ranked all-time, including 0-2 this season after suffering losses to No. 3 Texas (40-14, Sept. 30) and Oklahoma State (39-32, Oct. 14).

CHEEZ-IT NATIONAL TEAM OF THE WEEK

- Kansas' 38-33 upset over No. 6 Oklahoma earned Kansas the Cheez-It National Team of the Week honor, the Football Writers Association of America announced.
- This is the sixth time that Kansas has earned the FWAA National Team of the Week award, and first since its 57-56 overtime victory at Texas in 2021. Kansas also won the award during the 2019, 2016, 2008 and 2007 seasons.
- The win was the first for Kansas over a top 10 team since the Jayhawks defeated No. 5 Virginia Tech in the 2008 Orange Bowl. It was also KU's first regular season win over a top 10 team since defeating No. 4 Colorado in 1995 and the first top 10 victory at home since defeating No. 2 Oklahoma in 1984.
- Kansas joins Texas as the only other Big 12 program to be named the Cheez-It National Team of the Week

this season. Texas earned the honor after defeating No. 8 Alabama, 34-24.

- Other teams to earn the award this season are, Virginia (Oct. 21), Stanford (Oct. 14), Louisville (Oct. 7), Bowling Green (Sept. 30), Ohio State (Sept. 23), South Alabama (Sept. 16), Texas (Sept. 9) and Colorado (Sept. 2).

THE SKY'S THE LIMIT

- In just three years under head coach Lance Leipold, the Kansas offense continues to make strides under the direction of Associate Head Coach/Offensive Coordinator Andy Kotelnicki.
- Over the midway point of the season, Kansas' offense is averaging 7.0 yards-per-play on offense, which are the eighth most among power five programs and are the second most across the Big 12. Since at least 1996, Kansas has not averaged more than 7.0 yards per play in a season other than the 2022, in which Kansas finished the season by averaging 7.0 yards per play.
- Kansas is among the Big 12 leaders in scoring offense, averaging 35.8 points per game, which ranks third in the Big 12 and 18th nationally. The Jayhawks are averaging 443.1 yards per game, which are the 29th most nationally.
- Kansas' 3,545 yards of offense through eight games are the most yard through the first eight games by a Jayhawk offense since 2009 (3,583 yards). Kansas has gained 400 or more yards in six of eight games this season, including 443 yards in last week's win against Oklahoma.
- Kansas' 51 points against UCF were the most in a Big 12 Conference game at home since 2010, when Kansas defeated Colorado, 52-45. It marked the third time under head coach Lance Leipold that the Jayhawks have scored 50+ points in a Big 12 Conference game (Texas, West Virginia, UCF). Prior to Leipold's arrival, Kansas scored 50+ points against a conference opponent just four times over 24 years. Kansas' 171 points scored at home through the first four home games are the most since 2007 (214).
- The Jayhawks can attribute some of that success to their play on third down. Kansas enters Saturday's game with the 12th best third down conversion rate in the country and the third best in the Big 12 at 49.4%. Kansas' third down efficiency has been on show at home this season, where Kansas has converted 29-of-55 (52.7%) on third down. In addition, Kansas has converted 60% or higher on third down on three occasions, including against Illinois (69.2%), at Nevada (63.6%) and UCF (66.7%).
- Similarly, Kansas has been effective in its trips to the red zone, converting 88.2% of the time, which ranks fifth in the Big 12. The Jayhawks have scored on 30-of-34 trips to the red zone, 23 of which resulted in touchdowns and seven field goals.
- Kansas has scored 38 touchdowns this season, including 20 rushing, 14 passing, one on special teams and three on defense. The Kansas offense scored 63 touchdowns in 2022, which is the most since the 2007 season. In the 10 years prior, the most touchdowns scored was 36 in 2019. Of Kansas' 63 touchdowns in 2022, 29 came on the ground and 32 came through the air.

STATISTIC	2023 (8 GMS)	2022 (13)	2021 (12)	2020 (9)
Total Off.	443.1 yds	424.9 yds	324.2 yds	259.2 yds
Sacks Allowed	10	12	16	47
Average YPP	7.0	7.0	5.2	3.7
3rd Down %	49.0%	50%	36%	23%
Rushing YPG	213.6	194.7	139.3	104.9
Points/Game	35.8	34.2	20.8	15.8

	Leipold Era	2023
Overall	14-19	6-2
Big 12	7-16	3-2
Nonconference	7-3	3-0
vs. ACC	1-1	0-0
vs. American	1-0	0-0
vs. Big 10	1-0	1-0
vs. Missouri Valley	2-0	1-0
vs. Mountain West	1-0	1-0
vs. Ohio Valley	1-0	0-0
vs. Southeastern Conference	0-1	0-0
vs. Sun Belt	0-1	0-0
Home	10-7	5-0
Away	4-11	1-2
Neutral	0-1	0-0
Day Games	7-13	3-2
Night Games (6 p.m. start or later)	7-6	3-0
vs. Top 25 teams	2-6	1-1
vs. Top 10 teams	1-2	1-1
TV games	14-19	6-2
ABC	0-1	0-1
CBS Sports Network	1-0	1-0
ESPN	1-2	1-0
ESPN2	2-3	1-0
ESPNU	2-0	0-0
FOX	2-1	2-0
FS1	2-7	0-1
Big 12 Now on ESPN+	4-4	1-0
ACC Network	0-1	0-0
When scoring first	12-3	6-0
When opponents score first	2-16	0-2
When leading at halftime	10-4	3-1
When trailing at halftime	3-15	2-1
When tied at halftime	1-0	1-0
When leading after third quarter	13-3	5-1
When trailing after third quarter	1-16	1-1
When tied after third quarter	0-0	0-0
In overtime games	2-1	0-0
When scoring less than 20 points	2-7	0-1
When scoring 20+ points	10-11	6-1
When scoring 30+ points	12-5	6-1
When allowing less than 20 points	5-0	1-0
When allowing 20-30 points	5-0	4-0
When allowing 30+ points	4-19	1-2
When rushing for <100 yards	1-6	0-1
When rushing for 100+ yards	12-13	5-1
When rushing for 200+ yards	11-3	5-0
When passing for <200 yards	5-7	2-1
When passing for 200+ yards	9-12	4-0
When passing for 250+ yards	4-6	3-0
When passing for 300+ yards	1-4	0-1
When totaling <300 yds total offense	2-6	0-1
When gaining 300+ yds total offense	12-12	6-0
When gaining 400+ yds total offense	11-6	5-0
When gaining 500+ yds total offense	7-3	2-1
When allowing <100 yds rushing	4-0	2-0
When allowing 100+ yds rushing	9-16	3-1
When allowing 200+ yds rushing	2-18	2-2
When allowing <200 yds passing	5-6	3-0
When allowing 200+ yards passing	8-13	2-2
When allowing 250+ yards passing	7-9	1-2
When allowing 300+ yards passing	5-5	1-2
When allowing <300 yds total offense	4-0	2-0
When allowing 300+ yds total offense	10-18	4-2
When having a 100-yard rusher	7-3	3-0
When opp. have a 100-yard rusher	2-14	2-2
When having no turnovers	7-2	2-0
When having less than 3 turnovers	12-15	5-2
When having 3 or more turnovers	1-3	1-0
When having no takeaways	2-6	1-1
When having <3 takeaways	10-17	4-2
When having 3 or more takeaways	4-1	2-0
When having more than 30:00 TOP	8-11	5-0
When having less than 30:00 TOP	6-8	1-2

REAL DEAL DEVIN NEAL

- Kansas' rushing attack is led by junior Devin Neal, who has tallied a team-leading 786 yards and seven touchdowns on 115 carries this season. Through eight games, Neal is averaging 6.7 yards per carry, which is the sixth most in power five football this season.
- Against Oklahoma, Neal found the endzone with 58 seconds remaining, which proved to be the game-winning touchdown. Neal rushed for 112 yards, marking his ninth career 100-yard game, including his third this season. Neal is tied for seventh all-time in school history for 100-yard games, trailing Tony Sands (17), James Sims (15), June Henley (14), Laverne Smith (12), Jon Cornish (12) and Gale Sayers (11).
- In games that Neal rushes for 100 or more yards, the Jayhawks are 6-3, including wins against ranked opponents No. 6 Oklahoma (2023) and No. 18 Oklahoma State (2022).
- Over his career, Neal has rushed for 2,568 yards and 24 touchdowns on 453 rushes, averaging 5.7 yards per carry. Neal's 5.7 yards per carry ranks third amongst power five running backs with at least 400 carries, trailing only Braelon Allen of Wisconsin (6.0) and Blake Corum of Michigan (5.9).
- Neal's 24 career touchdowns are the fourth most in school history, trailing only June Henley (41), James Sims (34) and Tony Sands (28).
- Neal can also get it done in the passing game, catching 19 passes for 196 yards and one touchdown. Neal's 967 all-purpose yards are the third most in the Big 12 Conference and 20th most nationally.
- Neal is the only returning 1,000-yard rusher in the Big 12 from a season ago, and earlier this season against Illinois, Neal surpassed 2,000 career rushing yards, becoming the 13th Jayhawk in school history to accomplish such a feat. Neal currently ranks ninth in school history in career rushing yards with 2,456.
- Since the start of the 2022 season, Devin Neal is the only active running back in FBS to rush for 1,800 yards, average 6.3 yards per carry, and rush for 15 touchdowns over that span.
- In 2022, Neal rushed for 1,090 yards on 180 attempts and nine touchdowns, becoming Kansas' 13th individual to rush for over 1,000 yards in a season. Neal finished the season averaging 6.1 yards per carry, which ranked 24th nationally while becoming just the third Jayhawk since at least 2000 with 6.0 YPC with over 100 attempts.
- As a true-freshman in 2021, Neal rushed for 707 yards on 158 carries – an average of 4.5 yards per carry. Neal finished his freshman campaign with eight rushing touchdowns, the most by a Kansas freshman since James Sims in 2010. Neal was also a part of the Kansas baseball program in 2020, playing in seven games.

CAREER YARDS PER CARRY BY POWER FIVE BACKS (min. 400 carries)

No.	Name (Team)	Yards/Carry
1.	Braelon Allen (Wisconsin)	6.0
2.	Blake Corum (Michigan)	5.9
3.	Devin Neal (Kansas)	5.7

DEVIN NEAL 100-YARD RUSHING GAMES

Yards	Opponent	Result
224	#18 Oklahoma State (2022)	W, 37-16
190	at Texas Tech (2022)	L, 28-43
154	UCF (2023)	W, 51-22
143	at Texas (2021)	W, 57-56
120	Illinois (2023)	W, 34-23
112	#6 Oklahoma (2023)	W, 38-33
108	Tennessee Tech (2022)	W, 56-10
107	at Duke (2021)	L, 33-52
100	Oklahoma (2021)	L, 23-35

THE BOOTH BROTHERS

- Nicknamed "The Booth Brothers" the dynamic rushing duo of Devin Neal and Daniel Hishaw is among the nation's top rushing duos. The duo of Hishaw and Neal have the most combined rushing yards among power five running backs this season with 1,259.
- Kansas' rushing attack averaged 213.6 yards per game, which ranks 12th nationally and third in the Big 12 Conference.
- In the win against UCF, Kansas rushed for 399 yards and five touchdowns, which is the most yards and touchdowns by a Jayhawk team since at least 1996. With Neal (154) and Hishaw Jr. (134) combining for 288 rushing yards, it was the fourth time in KU history and the first time since 1985 that two players rushed for 130+ yards in the same game.
- Hishaw, a native of Moore, Oklahoma, has rushed for 488 yards and eight touchdowns on 80 attempts this season. Over his last 13 games played, Hishaw has 14 touchdowns scored. In the game against UCF, Hishaw ran for a career-high 134 rushing yards on 19 attempts and two touchdowns. This season alone, Hishaw has produced eight rushing touchdowns and is averaging 6.1 yards per carry.
- Senior Dylan McDuffie has played a significant role in the backfield, rushing 33 times for 180 yards and three touchdowns this season. Against UCF, McDuffie ran for a KU career high 91 yards on 13 attempts and two touchdowns. McDuffie, a transfer from Georgia Tech, played under Leipold at Buffalo from 2018-20, rushed for a career-high 1,049 yards at Buffalo in 2021.

TOP POWER-FIVE RUSHING DUOS IN 2023

TEAM	RUSHERS	YARDS
Kansas	Devin Neal (771) Daniel Hishaw Jr. (488)	1,259
Oregon	Bucky Irving (732) Jordan James (501)	1,242
Oregon State	Damien Martinez (763) Deshaun Fenwick (397)	1,223
UCF	RJ Harvey (712) Johnny Richardson (493)	1,205
Kansas State	DJ Giddens (722) Treshaun Ward (458)	1,180

130+ YARD RUSHERS IN THE SAME GAME

DATE	RUSHERS (YDS)	OPPONENT
Oct. 7, 2023	Devin Neal (154) Daniel Hishaw Jr. (134)	UCF
Sept. 14, 1995	June Henley (163) L.T. Levine (137)	TCU
Nov. 15, 1980	Kerwin Bell (157) Walter Mack (139)	at Colorado
Oct. 18, 1975	Robert Miller (142) Laverne Smith (135)	at Iowa State



2023 STANDINGS

	BIG 12	PCT	STREAK	OVERALL	PCT	STREAK
Oklahoma	4-1	.800	L1	7-1	.875	L1
Texas	4-1	.800	W2	7-1	.875	W2
Oklahoma State	4-1	.800	W4	6-2	.750	W4
Kansas State	4-1	.800	W3	6-2	.750	W3
Iowa State	4-1	.800	W3	5-3	.625	W3
Kansas	3-2	.600	W1	6-2	.750	W1
West Virginia	3-2	.600	W1	5-3	.625	W1
TCU	2-3	.400	L1	4-4	.500	L1
BYU	2-3	.400	L1	5-3	.625	L1
Texas Tech	2-3	.400	L2	3-5	.375	L2
Baylor	2-3	.400	L1	3-5	.375	L1
Houston	1-4	.200	L2	3-5	.375	L2
UCF	0-5	.000	L5	3-5	.375	L5
Cincinnati	0-5	.000	L5	2-6	.250	L6

THIS WEEK IN THE BIG 12

Thursday, Nov. 2		
TCU at Texas Tech	FS1	6 p.m. CT
Saturday, Nov. 4		
Kansas State at Texas	FOX	11 a.m. CT
Oklahoma at Oklahoma State	ABC	2:30 p.m. CT
Houston at Baylor	ESPN+	2:30 p.m. CT
UCF at Cincinnati	FS1	2:30 p.m. CT
BYU at West Virginia	FS1	6 p.m. CT
Kansas at Iowa State	ESPN	6 p.m. CT

TOP 25 RANKINGS

ASSOCIATED PRESS

#	Team (1st Place)	Rec.	Pts.	Prev.
1	Georgia (48)	1553	1	8-0
2	Michigan (9)	1494	2	8-0
3	Ohio State (3)	1446	3	8-0
4	Florida State (3)	1421	4	8-0
5	Washington	1327	5	8-0
6	Oregon	1235	8	7-1
7	Texas	1189	7	7-1
8	Alabama	1114	9	7-1
9	Penn State	1044	10	7-1
10	Oklahoma	1010	6	7-1
11	Ole Miss	990	12	7-1
12	Notre Dame	847	14	7-2
13	LSU	816	15	6-2
14	Missouri	714	16	7-1
15	Louisville	666	18	7-1
16	Oregon State	557	11	6-2
17	Air Force	526	19	8-0
18	Utah	510	13	6-2
19	Tennessee	473	21	6-2
20	UCLA	331	23	6-2
21	Tulane	303	22	7-1
22	Kansas	250	NR	6-2
23	James Madison	192	25	8-0
24	Southern Cal	139	24	7-2
25	Kansas State	112	NR	6-2

COACHES POLL

#	Team (1st Place)	Rec.	Pts.	Prev.
1	Georgia (58)	8-0	1590	1
2	Michigan (3)	8-0	1520	2
3	Ohio State (3)	8-0	1454	3
4	Florida State	8-0	1439	4
5	Washington	8-0	1344	5
6	Texas	7-1	1212	7
7	Oregon	7-1	1211	9
8	Alabama	7-1	1187	8
9	Penn State	7-1	1072	10
10	Ole Miss	7-1	1021	11
11	Oklahoma	7-1	948	6
12	Notre Dame	7-2	847	14
13	LSU	6-2	809	15
14	Missouri	7-1	741	16
15	Louisville	7-1	701	18
16	Tennessee	6-2	553	20
17	Air Force	8-0	523	19
18	Utah	6-2	509	13
19	Oregon State	6-2	465	12
20	UCLA	6-2	309	24
21	Tulane	7-1	304	23
22	USC	7-2	239	22
23	Kansas	6-2	182	NR
24	James Madison	8-0	169	25
25	North Carolina	6-2	120	17

JD6

• Kansas quarterback Jalon Daniels, nicknamed JD6, was named the Preseason Big 12 Offensive Player of the Year entering 2023. Daniels has missed five games due to injury this season, completing 56-of-75 for 705 yards and five touchdowns in three games. Daniels, of Lawndale, California, threw for 2,014 yards on 152-of-230 (66.1%) passing and 18 touchdowns during the 2022 season.

• Daniels has been efficient throughout his career, completing 63.6% (365-of-574) of his passes throughout his career, which currently ranks first in school history, slightly ahead of Todd Reesing (63.3%, 2006-09). Daniels also holds two of the top-seven best passing percentage performances in school history, both of which were set in 2022 (82.6% vs. Duke, 83.3% vs. Tennessee Tech).

• Daniels has been lethal on third downs for the Jayhawks, completing 14-of-19 passing (73.7%) when faced with third down scenarios, for a quarterback rating of 204.03. When faced with third and 1-6 yards, Daniels is 12-of-14 for 162 yards and 3 touchdowns.

• Earlier this season, Daniels surpassed the 4,000 career passing yards, becoming the ninth Jayhawk in school history to pass for 4,000+ yards. Daniels enters Saturday's game with 4,297 yards for his career, which ranks eighth in school history.

• In the AutoZone Liberty Bowl in 2022, Daniels passed for a school record 544 passing yards, becoming the first Jayhawk in school history with 500+ passing yards in a game. Daniels also threw for five touchdowns against Arkansas, tying for the second most in a single game in school history.

• Following the 2022 season, Daniels led all of college football in total QBR at 90.0, which ranks 22nd since ESPN began tracking the statistic.

• Defenses also must account for Daniels on the ground, as he rushed for 425 yards in 2022, the most by a Jayhawk quarterback since Bill Whittemore in 2003. His seven rushing touchdowns were also the most by a Jayhawk quarterback since Whittemore in 2003.

DANIELS TOP-10 CAREER MARKS

CATEGORY	MARK (RANK)
Passing Yards	4,297 (8th)
Completions	365 (6th)
Touchdown Passes	31 (4th)
Completion %	63.6% (1st)
500-yard Passing Games	1 (1st)

BEAN'S BACK

• Sixth-year senior Jason Bean proves to be a reliable option after deciding to return to the Jayhawks for his redshirt senior season. Bean has led Kansas to victories over No. 6 Oklahoma, UCF and Missouri State in 2023 and No. 18 Oklahoma State in 2022.

• Bean has started 25 games over his career, including five this season against Missouri State, Texas, UCF, Oklahoma State and Oklahoma. Bean has played in all eight games this season, completing 77-of-127 for 1,131 yards and nine touchdowns.

• Bean led Kansas to the upset victory over No. 6 Oklahoma, completing 15-of-32 for 218 yards, while also rushing for a score. Two weeks prior, Bean threw for five touchdowns on 23-of-34 for 410 yards against Oklahoma State, all of which were career highs. Bean's five passing touchdowns were tied for the second most in school history and the most since Daniels tossed five touchdowns in the Autozone Liberty Bowl in 2022.



• Between Daniels and Bean, they have started a combined 46 games over their careers, and each have notched wins over Big 12 opponents.

• Defenses also have to account for Bean's ability to run, rushing 31 times this season for 153 yards. Between Bean and Daniels, the duo combined for 11 rushing touchdowns in 2022 (Daniels 7, Bean 4), the third most among power-five programs.

• In 2022, the duo of Daniels and Bean combined for 32 passing touchdowns (Daniels 18, Bean 14), the most passing touchdowns in a season since 2008. Daniels and Bean also led Kansas to rank fourth nationally in 2022 in team passing efficiency at 164.26.

• After a 5-0 start to the 2022 season, Daniels exited Kansas' College Gameday appearance vs. TCU, in which Bean substituted in and led a thrilling four touchdown second-half performance. Bean would lead Kansas to a 37-16 victory over #18 Oklahoma State on Nov. 5, 2022, clinching Kansas' first Bowl appearance since 2008. Bean completed 87-of-136 passing for 1,280 yards and 14 touchdowns and added 222 yards on 38 attempts scoring four touchdowns on the ground in 2022.

• Bean transferred to Kansas after three seasons at North Texas. In 2021, Bean started nine games for Kansas, throwing for 1,252 yards and six touchdowns. Bean was a two-sport star at Lake Ridge High School in Texas, where he finished third in the 100 meters in the Texas UIL 5A State Championships.

Y'S GUYS

• Kansas' tight end unit is led by senior Mason Fairchild, who was named to the Mackey Award Preseason Watch List. Fairchild serves as one of four Kansas captains and represents KU on the William V. Campbell Trophy Watch List, AFCA Good Works Team and more.

• Fairchild of Andale, Kansas, has been instrumental in Kansas' offense, scoring a pair of touchdowns against Oklahoma State on Oct. 14, marking his second career two-touchdown game (at Oklahoma, Oct. 15, 2022).

• Since 2022, Fairchild has eight receiving touchdowns in 20 games, which tie for the fourth most among active power five tight ends. Only Brock Bowers (11, Georgia), Jack Velling (11, Oregon State) and Joshua Simon 9, South Carolina) have more receiving touchdowns by a tight end over that span. Fairchild's six receiving touchdowns in 2022 were the most by a Jayhawk tight end since 1992.

• Fairchild leads a tight ends unit that combined for 11 receiving touchdowns in 2022, which ranked atop the Big 12 Conference and third nationally among power five programs at tight end. So far through seven games, tight ends Mason Fairchild, Jared Casey and Trevor Kardell have combined for four touchdowns.

• The tight end unit also combined for 63 receptions in

100-YARD RUSHING GAMES (PAST 10 YEARS)

YDS.	INDIVIDUAL	OPPONENT	DATE
109	James Sims, Sr.	Rice	2013
129	James Sims, Sr.	Oklahoma	2013
211	James Sims, Sr.	West Virginia	2013
114	James Sims, Sr.	Iowa State	2013
121	De'Andre Mann, Jr.	SEMO	2014
103	Corey Avery, Fr.	Iowa State	2014
101	Tony Pierson, Sr.	Iowa State	2014
157	Ke'aun Kinner, Jr.	S. Dakota St.	2015
113	Ke'aun Kinner, Jr.	Memphis	2015
107	De'Andre Mann, Sr.	Texas Tech	2015
145	Ke'aun Kinner, Sr.	Oklahoma State	2016
152	Ke'aun Kinner, Sr.	Iowa State	2016
137	Khalil Herbert, So.	Ohio	2017
291	Khalil Herbert, So.	West Virginia	2017
125	Pooka Williams Jr.,	Central Mich.	2018
163	Pooka Williams Jr.,	Rutgers	2018
252	Pooka Williams Jr.,	Oklahoma	2018
103	Pooka Williams Jr.,	Texas	2018
121	Pooka Williams Jr.,	Boston College	2019
187	Khalil Herbert	Boston College	2019
137	Pooka Williams Jr.,	Oklahoma	2019
190	Pooka Williams Jr.,	Texas	2019
154	Pooka Williams Jr.,	Iowa State	2019
116	Pooka Williams Jr.,	Baylor	2019
100	Amauri Pesek-Hickson, Fr.	TCU	2020
100	Jason Bean, Jr.	Coastal Carolina	2021
107	Devin Neal, Fr.	Duke	2021
100	Devin Neal, Fr.	Oklahoma	2021
143	Devin Neal, Fr.	Texas	2021
108	Devin Neal, So.	Tennessee Tech	2022
123	Jalon Daniels, Jr.	Houston	2022
224	Devin Neal, So.	Oklahoma State	2022
190	Devin Neal, So.	Texas Tech	2022
120	Devin Neal, Jr.	Illinois	2023
154	Devin Neal, Jr.	UCF	2023
134	Daniel Hishaw, So.	UCF	2023
112	Devin Neal, Jr.	Oklahoma	2023

100-YARD RECEIVING GAMES (PAST 10 YEARS)

REC/YDS	INDIVIDUAL	OPPONENT	YR.
6-118	Tony Pierson, Jr.	Texas Tech	2013
5-101	Nigel King, Jr.	Iowa State	2014
5-128	Nigel King, Jr.	TCU	2014
7-137	Jimmay Mundine, Sr.	TCU	2014
6-115	Tre' Parmalee, Sr.	Oklahoma State	2015
5-124	Steven Sims Jr., So.	Rhode Island	2016
4-114	Steven Sims Jr., So.	Ohio	2016
8-131	LaQuvionte Gonzalez, Jr.	TCU	2016
9-101	Steven Sims Jr., So.	TCU	2016
6-106	LaQuvionte Gonzalez, Jr.	Oklahoma State	2016
9-124	Steven Sims Jr., So.	West Virginia	2016
5-127	LaQuvionte Gonzalez, Jr.	Kansas State	2016
4-147	Steven Sims Jr., Jr.	SEMO	2017
5-102	Steven Sims Jr., Jr.	Texas Tech	2017
9-233	Steven Sims Jr., Jr.	Kansas State	2017
5-113	Steven Sims Jr., Sr.	Kansas State	2018
7-102	Pooka Williams Jr., Fr.	TCU	2018
8-121	Andrew Parchment, Jr.	Indiana State	2019
8-100	Andrew Parchment, Jr.	Boston College	2019
5-132	Andrew Parchment, Jr.	West Virginia	2019
5-131	Stephon Robinson Jr., Jr.	Oklahoma	2019
7-109	Andrew Parchment, Jr.	Texas Tech	2019
6-186	Stephon Robinson Jr., Jr.	Texas Tech	2019
7-116	Kwamie Lassiter II, Sr.	TCU	2020
5-122	Trevor Wilson, So.	Duke	2021
7-101	Kwamie Lassiter II, S-Sr.	Oklahoma	2021
8-101	Kwamie Lassiter II, S-Sr.	TCU	2021
4-105	Luke Grimm, So.	West Virginia	2021
6-106	Mason Fairchild, Jr.	Oklahoma	2022
5-113	Lawrence Arnold, Jr.	Oklahoma	2022
6-110	Devin Neal, So.	Oklahoma State	2022
10-167	Luke Grimm, Jr.	Arkansas	2022
8-119	Lawrence Arnold, Jr.	Arkansas	2022

2022, the most receptions among tight ends in the Big 12 Conference and ninth among power five programs.

RECEIVING TOUCHDOWNS BY ACTIVE POWER FIVE TIGHT ENDS SINCE 2022

No.	Name (Team)	TDs
T1.	Brock Bowers, Georgia	11
	Jack Velling, Oregon State	11
3.	Joshua Simon, South Carolina	9
4.	Mason Fairchild, Kansas	8

BOOK IT

- One reason for Kansas' success behind the line of scrimmage is the play of redshirt sophomore Austin Booker, who transferred to Kansas from Minnesota in 2023.
- Through eight games, Booker leads the team with 9.0 tackles-for-loss for 50 yards. Booker also has a team-high six sacks.
- Booker's six sacks are tied for the most in the Big 12 Conference with UCF's Tre'mon Morris-Brash. Booker recorded his first career forced fumble against UCF.
- Booker has played in all eight games this season, while he played in six games over his career at Minnesota. Booker is currently fourth on the team in tackles with 37.
- Opposite of Booker, redshirt junior Jereme Robinson has added 4.5 sacks, which ranks as the eighth most in the Big 12 Conference. Booker and Robinson have combined for 10.5 sacks, which are the second most by a Big 12 duo this season behind UCF's Tre'mon Morris-Brash (6) and Malachi Lawrence (5).

NO FLY ZONE

- Kansas has eight total interceptions through the first eight games, which are the sixth most in the Big 12 Conference.
- Kansas has made the most of their opportunities, scoring three defensive touchdowns this season, which are tied for the third most in the country this season.
- Last week against Oklahoma, cornerback Mello Dotson got Kansas on the scoreboard with a 35-yard interception return for a touchdown on Kansas' opening defensive possession. The touchdown was Dotson's first of his career and fifth overall interception.
- Against BYU, safety Kenny Logan Jr., recorded his first career interception return for a touchdown on a 30-yard return, while junior Cobee Bryant recorded his second interception of the season.
- An All-Big 12 First Team selection in 2022, Bryant is one of the top shutdown corners in college football, recording seven interceptions in his career. Bryant also has four career touchdowns to his credit, which are the most non-offensive touchdowns in school history. Over his career, Bryant has two interception return touchdowns (at Texas, 2021; at West Virginia, 2022), a blocked field



CB **MELLO DOTSON**

goal returned for a touchdown (vs. Tennessee Tech, 2022) and a fumble recovery for a touchdown (vs. BYU, 2023) in his career.

- Against BYU, Bryant also returned a fumble recovery for a touchdown, becoming the first Kansas player since Nov. 6, 2010 (Tyler Patmon vs. Colorado) to have an interception, a fumble recovery and a fumble recovery touchdown in the same game.
- Last season, Bryant was targeted 64 times, according to PFF, recording 11 pass deflections and three interceptions. Against West Virginia, Bryant intercepted quarterback JT Daniels in overtime and returned it for a touchdown. Bryant's two career interception returns (at Texas, at West Virginia) ties the school record set by Aqib Talib, Patrick Brown and Roger Foote.
- Bryant has earned notoriety by being selected to the Preseason All-Big 12 First Team (Big 12, Phil Steele), Bronko Nagurski Trophy Watch List, Lott IMPACT Preseason Watch List, Chuck Bednarik Award Watch List and Jim Thorpe Award Preseason Watch List.
- Across from Bryant, junior Mello Dotson holds his own, starting 22 straight games at corner for KU. Through seven games this season, Dotson ranks 14th nationally in passes defended per game (1.3), which is the third most in the Big 12 Conference.
- Cornerback Kwinton Lassiter also has two interceptions this season, including a clutch fourth quarter interception against Illinois on Sept. 8 to seal the win and his first-career interception against Missouri State on Sept. 1.
- Kwinton Lassiter, son of the late Kwamie Lassiter Sr., wears No. 8 in honor of his father. Kwamie Lassiter Sr. played at Kansas from 1992-94 and was a 10-year NFL veteran for the Arizona Cardinals, San Diego Chargers and St. Louis Rams. Kwamie Lassiter II was an All-Big 12 wide receiver for Kansas from 2017-21 and currently plays for the Cincinnati Bengals.

ONE-OF-ONE

- Safety Kenny Logan Jr. returns for his senior season as a Jayhawk, leading the team in tackles through eight games with 55. Logan has led the team in tackles in each of the last three seasons.
- Entering Saturday, Logan has 346 career tackles, where are the sixth most among active FBS players and are the most by a safety.
- Logan currently ranks second in school history in career tackles by a defensive back, trailing only LeRoy Irvin (347, 1976-79).
- In the win against Oklahoma, Logan led the Jayhawks with 10 total tackles. Over his career, Logan has recorded 10 or more tackles 13 times, including once this season.
- Logan's career high 15 tackles came against TCU in 2021.
- Against BYU, Logan recorded his first career interception return for a touchdown on a 30-yard interception return. Logan now has an interception return for a touchdown and kickoff return for a touchdown (2020 at Iowa State) over his career.
- An All-Big 12 Honorable Mention safety in 2022, Logan tallied 106 tackles, including 72 solo stops and 34 assisted. Logan added seven pass breakups and two interceptions.
- In 2021, Logan led the Big 12 Conference with 113 tackles, which also led all safeties nationally.
- Opposite of Logan, safety OJ Burroughs took a major step forward in 2022, starting all 13 games and compiling 49 tackles, five pass breakups and two interceptions, all of which were career highs. Burroughs intercepted Arkansas' KJ Jefferson in the AutoZone Liberty Bowl just



The Jayhawk IMG Radio Network has a footprint stretching across the state of Kansas, providing a highly efficient way to reach multiple demographics and an attentive audience through a single partnership. The Jayhawks are able to offer both local and state-wide exposure during the official pre-game shows, play-by-play broadcast and post-game show.

Abilene/Salina	KDJM-101.7 FM
Coffeyville	KGGF-104.1 FM
*Concordia	KNCK-94.9 FM
Dodge City	KGNO-137.0 AM
Emporia	KVOE-1400 AM
Fort Scott	KMDO-1600 AM
Fort Scott	KOMB-103.9 FM
Garden City	KBUF-103.0 AM
Glen Elder	KZDY-96.3 FM
Goodland/Colby	KWGB-97.9 FM
Great Bend	KBGL-106.9 FM
Hays	KAYS-1400 AM
Hutchinson	KSKU-94.7 FM
Iola	KIOL-137.0 AM
Kansas City	KCTE-1510 AM
Kansas City	KCTE-99.3 FM
Kansas City	WHB-810 AM
Lawrence	KLWN-1320 AM
Lawrence	KLZR-105.9 FM
Liberal	KSCB-1270 AM
Marysville	KNDY-95.5 FM
Parsons	KLKC-1540 AM
*Parsons	KLKC-93.5 FM
Phillipsburg	KKAN-1490 AM
Phillipsburg	KQMA-92.5 FM
Russell	KRSL-95.9 FM
Topeka	KMAJ 1440 AM
*Topeka	KWIC 99.3 FM
Wellington	KLEY-100.3 FM
Wichita	KKGQ 92.3 FM

*carries games only (does not carry Hawk Talk)

-- affiliates subject to change, check your local listings

JAYHAWKS IN THE NFL

As of October 29, 2023

Player	Year	Team (Status)
Hakeem Adeniji	4th	Minnesota Vikings (Active)
Dorance Armstrong, Jr.	6th	Dallas Cowboys (Active)
Earl Bostick, Jr.	1st	Dallas Cowboys (PS)
Kyron Johnson	2nd	Pittsburgh Steelers (PS)
Kwamie Lassiter II	2nd	Cincinnati Bengals (PS)
Lonnie Phelps, Jr.	1st	Cleveland Browns (PS)
Steven Sims, Jr.	5th	Houston Texas (PS)





RB **DANIEL HISHAW JR.**

before halftime, which helped spur Kansas' comeback in the second half.

- Burroughs led the Jayhawks with 13 total tackles at Texas on Sept. 30, which were a career high.
- Marvin Grant Jr. transferred to Kansas from Purdue following the 2021 season, where he started all 13 games as a redshirt sophomore in 2021. In his first season as a Jayhawk in 2022, Grant appeared in all 13 games, compiled 52 tackles.

ROCK CHALK RETURNERS

- According to ESPN's Bill Connelly, Kansas is among the nation's leaders in returning production, returning 85% of its production from 2022 (No. 2 in the country), including a nation's leading 91% production on offense and 80% on defense (No. 10 in the country).
- Kansas brings back experience in several key areas, including 43 combined career starts at quarterback, 228 on the offensive line and 116 in the secondary.
- In addition to their returning production on the field, Kansas returns its head coach, all 10 position coaches and strength and conditioning coach for the first time in nearly 20 years. The last time Kansas returned its head coach and all 10 position coaches in consecutive seasons was the 2003-2004 seasons.

MAKING THE GRADE

- Through the first eight games of the 2023 season, Kansas has an overall PFF grade of 91.3 which ranks third in the Big 12 Conference and 20th nationally.
- Individually, here's a look at the top-five graded players in Kansas' 38-33 victory over Oklahoma.

Offense (20 or more snaps):

1.	Daniel Hishaw Jr.	82.4
2.	Lawrence Arnold	72.7
3.	Dominick Puni	71.6
4.	Bryce Cabeldue	70.4
5.	Devin Neal	66.5

Defense (20 or more snaps):

1.	JB Brown	82.1
2.	Jereme Robinson	76.0
3.	Cornell Wheeler	75.6
4.	Marvin Grant	72.2
5.	Devin Phillips	71.0

THE UNIVERSITY OF KANSAS GATEWAY DISTRICT

- On August 15, the University of Kansas and Kansas Athletics announced its plans for the transformational Gateway District, which will feature a reimagined David Booth Kansas Memorial Stadium, a new conference center and multi-use facilities that will enable year-round use and drive economic development in Lawrence. Plans for the district also include a combination of new retail, dining and other amenities that will drive student recruitment and enhance the campus experience for KU students and employees.
- The project will be completed in a multi-phased approach. The first phase of the project will include additional renovations to, and expansion of, Anderson Family Football Complex, the training hub for Kansas Football. Additionally, the first phase will include the construction of new southwest, west, and north sides of David Booth Kansas Memorial Stadium, as well as a new conference center on the north end.
- Construction on the first phase will begin at the conclusion of the 2023 football season and will be completed by the beginning of the 2025 season. Kansas Football will continue to play at David Booth Kansas Memorial Stadium during construction and will have reduced capacity for the 2024 season.
- For more information on the Gateway District, visit KUGatewayDistrict.com.

NEW LOCKER ROOM AND WEIGHT ROOM

- Unveiled in early August, Kansas Football has a new state-of-the-art locker room and weight room.
- The locker room is a 8,000-square foot space that is equipped with 124 lockers that feature super custom cushioned seats designed specifically for football players.
- The lockers are also equipped with extensive storage space for players, air flow to dry equipment, designated space for shoulder pads, shoe storage and more.
- The weight room features state-of-the-art equipment that is customized for the pressure training needs of the team. The equipment is brand new throughout the weight room.
- The weight room features 15,000-square feet and is equipped with 18 platform weight racks and a new artificial turf area.
- Kansas' new weight room also features a major investment into sports science with more force plates and 1080sprint, a portable resistance training and testing device for sprints and change of direction movements

UP NEXT: VS TEXAS TECH

- Following Kansas' trip to Iowa State, the Jayhawks will return home to host the Texas Tech Red Raiders on Saturday, November 11. The meeting will be the 25th in the series history, with Texas Tech holding a 22-2 advantage all-time. Texas Tech has won in Lawrence 11-of-12 times.



S **KENNY LOGAN JR.**

Career Passing Yards

1.	Todd Reesing	11,194
2.	Frank Seurer	6,410
3.	Kelly Donohue	5,382
4.	David Jaynes	5,132
5.	Carter Stanley	5,035
6.	Mike Norseth	4,677
7.	Chip Hilleary	4,598
8.	Jalon Daniels	4,297
9.	Bill Whittemore	4,051
10.	Jason Bean	3,663

Career Passing Touchdowns

1.	Todd Reesing	90
2.	Carter Stanley	37
3.	David Jaynes	35
4.	Jalon Daniels	31
5.	Frank Seurer	30
6.	Jason Bean	29
	Bill Whittemore	29

Career Rushing Yards

1.	June Henley	3,841
2.	Tony Sands	3,788
3.	James Sims	3,592
4.	Laverne Smith	3,074
5.	Clark Green	2,754
6.	Gale Sayers	2,675
7.	John Riggins	2,659
8.	David Winbush	2,608
9.	Devin Neal	2,568
10.	Pooka Williams Jr.	2,382

Career Rushing Touchdowns

1.	June Henley	41
2.	James Sims	34
3.	Tony Sands	28
4.	Devin Neal	24
5.	Jake Sharp	23
	Brandon McAnderson	23
	Chip Hilleary	23

Career Receptions

1.	Kerry Meier	226
2.	Dezmon Briscoe	219
3.	Steven Sims Jr.	214
4.	Mark Simmons	155
5.	Kwamie Lassiter II	148
6.	Willie Vaughn	133
7.	Brandon Rideau	131
8.	Dexton Fields	129
9.	Clark Green	122
10.	Richard Estell	117
11.	Luke Grimm	113
12.	Harrison Hill	108
13.	Charles Gordon	106
14.	Lawrence Arnold	105
	Emmett Edwards	105

Career Receiving Touchdowns

1.	Dezmon Briscoe	31
2.	Steven Sims Jr.	19
3.	Kerry Meier	18
4.	Willie Vaughn	17
	Bruce Adams	17
6.	Mark Simmons	16
7.	Dexton Fields	15
8.	Luke Grimm	14
	Brandon Rideau	14

Career Receptions by a Tight End

1.	Derek Fine	98
2.	John Mosier	87
3.	Jimmay Mundine	86
4.	John Baker	78
5.	Mason Fairchild	76

Career Tackles

1.	Willie Pless	633
2.	Nick Reid	416
3.	Rick Bredesen	403
4.	Joe Dineen Jr.	386
5.	Kyle McNorton	381
6.	Curtis Moore	350
7.	Leroy Irvin	347
8.	Kenny Logan Jr.	346
9.	Mike Sweatman	341

Career Tackles by a Defensive Back

1.	Leroy Irvin	347
2.	Kenny Logan Jr.	346
3.	Darrell Stuckey	295
4.	Chris Harris	290

OPPONENT BREAKDOWN



**IOWA STATE
CYCLONES**
5-3, 4-1 BIG 12



**HEAD COACH
MATT CAMPBELL**
Career Record: 86-60 (12th season)
Record at ISU: 51-45 (8th season)

IOWA STATE STATISTICAL LEADERS

PASSING	Comp	Att	Yds	Int	Pct	TD	YPG
Rocco Becht	142	236	1,702	6	60.2	13	212.8
J.J. Kohl	8	9	17	9	88.9	9	8.5

RUSHING	Att	Yds	Avg	TD	Lg	Avg/G
Eli Sanders	73	353	4.8	2	29	58.8
Cartevious Norton	71	276	3.9	2	49	34.5
Abu Sama	41	213	5.2	1	55	26.6

RECEIVING	Rec	Yds	Avg	TD	Lg	Avg/G
Jaylin Noel	42	384	9.1	2	51	54.9
Jayden Higgins	28	512	18.3	4	75	64.0
Benjamin Brahmer	17	236	13.9	2	48	29.5

DEFENSE	Solo	Ast	Total	TFL-Yds	Sacks-Yds	INT-Yds
Beau Freyler	25	32	57	2.0-5	1.0-3	1-3
Myles Purchase	25	12	37	4.0-18	1.0-10	0-0
Jeremiah Cooper	19	17	36	1.5-9	0-0	5-88
Caleb Bacon	16	15	31	5.5-22	2.0-14	0-0
T.J. Tampa	26	5	31	1.0-2	0-0	2-1
Tyler Onyedim	11	19	30	4.5-17	1.0-7	0-0

LAST MEETING

JAYHAWKS MOVE TO 5-0 WITH DRAMATIC WIN OVER CYCLONES

Oct. 1, 2022 | Lawrence, Kan. | David Booth Memorial Stadium

	1	2	3	4	Final
Iowa State (3-2)	0	8	3	0	11
Kansas (5-0)	0	14	0	0	14

SCORING SUMMARY

TEAM	TD/FG	QTR	TIME		DRIVE	ISU	KU
KU	TD	2nd	11:30	Hishaw Jr. 4 Yard Run (Borcila Kick)	7 Plays, 79 Yards, 3:59	0	7
KU	TD	2nd	5:25	Daniels 2 Yd Run (Borcila Kick)	4 Plays, 19 Yards, 2:31	0	14
ISU	TD	2nd	2:51	Dean 9 Yd pass from Dekkers (Two-Point Conversion)	6 Plays, 75 Yards, 2:34	8	14
ISU	FG	3rd	5:27	Gilbert 35 Yd Field Goal	12 Plays, 62 Yards, 5:25	11	14

LAWRENCE, Kan. – Behind second-quarter touchdowns from junior quarterback Jalon Daniels and redshirt-sophomore Daniel Hishaw Jr., Kansas defeated Iowa State 14-11 at David Booth Kansas Memorial Stadium Saturday afternoon.

A sellout homecoming crowd of 47,233, saw Kansas improve to 5-0 for the first time since the 2009 season. The Jayhawks are 2-0 in Big 12 play for the first time since the 2008 season. Iowa State dropped to 3-2 and 0-2 in the Big 12.

Hishaw got Kansas on the scoreboard first with a four-yard touchdown run with 11:30 to play in the first half to make the score 7-0 in favor of the home team. The score capped a seven-play, 79-yard drive that took 3:59 off the clock. Hishaw rushed for 18 yards on the drive, while sophomore running back Devin Neal took a Daniels pitch and raced 30 yards earlier in the drive setting up Hishaw's score, his fifth of the season.

Hishaw finished with 28 yards on eight carries and the score. Neal rushed for 75 yards on 12 carries to lead all rushers. Daniels was 7-of-14 in the air for 90 yards.

Kansas took advantage of a short field when sophomore Cobee Bryant recorded his second interception of the season at the Iowa State 19 yard line with 7:25 before intermission. Four plays later Daniels scored his fifth touchdown of the season with a two-yard rush off the left tackle to put Kansas up 14-0 with 5:25 before halftime.

Iowa State field goal kicker Jace Gilbert missed three field goals for the game including a 37-yarder that went wide left with 32 seconds remaining that would have tied the contest.

For the game, Kansas held Iowa State to 26 yards rushing on 30 carries, marking the lowest rushing yards gained by a Jayhawk opponent since KU held UTEP to four yards in 2009. It was the lowest by a conference foe since Nebraska rushed for 21 yards on Nov. 5, 2005.

The first quarter was a scoreless chess match. Late in the period, Iowa State drove to the Kansas 21, yet Gilbert's 38-yard field goal attempt hit the right upright.

Iowa State responded with a 75-yard touchdown drive and converted a muffed extra point attempt to make the score 14-8 in favor of Kansas with 2:51 left in the second quarter. Both teams posted late drives that ended up scoreless giving KU a 14-8 lead at the half.

Following a Kansas punt on its first drive of the second half, Iowa State drove 62 yards in 12 plays and kicked a 35-yard field goal to make the score 14-11 with 5:27 left in the third quarter and would eventually be the final score.

TEAM STATISTICS

	ISU	KU
First Downs	20	10
Net Yards Rushing	26	112
Net Yards Passing	287	101
Total Offense Yards	313	213
Punts-Yards	4-40	7-56
Kickoff-Yards	3-187	3-195
Punt Returns: Number-Yards-TD	2-8-0	0-0-0
Kickoff Returns: Number-Yds-TD	0-0-0	2-58-0
Interceptions: Number-Yds-TD	0-0-0	1-0-0
Fumble Returns: Number-Yds-TD	0-0-0	0-0-0
Possession Time	35:02	24:58
Third-Down Conversions	5-18	3-10
Fourth-Down Conversions	4-5	0-0
Red-Zone Scores-Chances	2-4	2-2
Touchdowns	1-4	2-2
Field goals	1-4	0-2
Sacks By: Number-Yards	1-6	5-38
PAT Kicks	0-0	2-2
2Pts Conversions	1-1	0-0
Field Goals	1-4	0-1
Points off Turnover	0	7

PLAYER STATISTICS

	Att.	Yards	TD	Long	Avg.
Rushing					
Devin Neal	12	75	0	30	6.2
Daniel Hishaw	8	28	1	14	3.5
Jalon Daniels	8	9	1	6	1.1
Passing	Comp/Att/Int	Yards	TD	Long	Avg.
Jalon Daniels	7-14-0	93	0	30	13.3
Jason Bean	1-1-0	8	0	8	8.0
Receiving	Rec.	Yards	YAC	TD	Long
Luke Grimm	4	46	11	0	25
Jared Casey	1	30	16	0	30
Douglas Emilien	1	11	15	0	1
Defensive	Tackles	Sacks-yds	TFL-Yds	FF/FR	INT
Mello Dotson	7	0-0	0-0	0-0	0
Rich Miller	7	0-0	0.5-1	0-0	0
Cobee Bryant	6	0-0	0-0	0-0	1-0

TEAM COMPARISON



NCAA TEAM RANKINGS

Category	KU	ISU
Rushing Offense	12th	102nd
Passing Offense	65th	85th
Total Offense	29th	101st
Scoring Offense	18th	90th
Rushing Defense	107th	38th
Passing Defense	64th	33rd
Total Defense	98th	25th
Scoring Defense	85th	26th
Net Punting	14th	59th
Punt Returns	1st	85th
Kickoff Returns	50th	3rd
Turnover Margin	42nd	13th
Time of Possession	54th	56th

KANSAS RANKINGS

Category	Avg./Game	Big 12	NCAA
Rushing Offense	213.6	4th	12th
Passing Offense	229.5	10th	65th
Total Offense	443.1	7th	29th
Scoring Offense	35.8	3rd	18th
Rushing Defense	174.6	12th	107th
Passing Defense	227.0	5th	64th
Total Defense	401.6	11th	98th
Scoring Defense	28.1	10th	85th
Net Punting	42.2	3rd	14th
Punt Returns	31.0	1st	1st
Kickoff Returns	20.8	7th	50th
Turnover Margin	0.3	8th	42nd
Time of Possession	30:35	5th	54th

ISU RANKINGS

Category	Avg./Game	Big 12	NCAA
Rushing Offense	122.9	11th	102nd
Passing Offense	214.9	13th	85th
Total Offense	337.8	13th	101st
Scoring Offense	23.9	13th	90th
Rushing Defense	123.1	3rd	38th
Passing Defense	203.2	2nd	33rd
Total Defense	326.4	1st	25th
Scoring Defense	19.8	4th	26th
Net Punting	39.9	10th	59th
Punt Returns	6.8	9th	85th
Kickoff Returns	29.1	1st	3rd
Turnover Margin	0.9	3rd	13th
Time of Possession	30:33	6th	56th

SERIES HISTORY

Series:	Kansas leads 51-45		
In Lawrence:	Kansas leads 29-18		
In Ames	Iowa State leads 27-22		
<i>since 2002</i>			
2002	Ames	L	3-45
2003	Lawrence	W	36-7
2004	Ames	L	7-13
2005	Lawrence	W	24-21
2006	Ames	W	41-10
2007	Lawrence	W	45-7
2008	Ames	W	35-33
2009	Lawrence	W	41-36
2010	Ames	L	16-28
2011	Ames	L	10-13
2012	Lawrence	L	23-51
2013	Ames	L	0-34
2014	Lawrence	W	34-14
2015	Ames	L	13-38
2016	Lawrence	L	24-31
2017	Ames	L	0-45
2018	Lawrence	L	3-27
2019	Ames	L	31-41
2020	Lawrence	L	22-52
2021	Ames	L	7-59
2022	Lawrence	W	14-11



MISSOURI STATE

Sept. 1, 2023 | W, 48-17
David Booth Kansas Memorial Stadium
Lawrence, Kan. | TV: Big 12 NOW / ESPN+

2023 SCHEDULE

Sept. 1	at Kansas	L, 17-48
Sept. 9	at UT-Martin	L, 31-38
Sept. 23	UTAH TECH	W, 59-14
Sept. 30	at Southern Illinois	L, 20-33
Oct. 7	NORTH DAKOTA STATE	L, 10-38
Oct. 14	at Western Illinois	W, 48-7
Oct. 21	MURRAY STATE	W, 28-24
Oct. 28	at Youngstown State	L, 28-44
Nov. 4	ILLINOIS STATE	
Nov. 11	NORTHERN IOWA	
Nov. 18	at South Dakota State	

2023 Record: 3-5 (2-3 MVC)



ILLINOIS

Sept. 8, 2023 | W, 34-23
David Booth Kansas Memorial Stadium
Lawrence, Kan. | TV: ESPN2

2023 SCHEDULE

Sept. 2	TOLEDO	W, 30-28
Sept. 8	at Kansas	L, 23-34
Sept. 16	PENN STATE	L, 13-30
Sept. 23	FLORIDA ATLANTIC	W, 23-17
Sept. 30	at Purdue	L, 19-44
Oct. 6	NEBRASKA	L, 7-20
Oct. 14	at Maryland	W, 27-24
Oct. 21	WISCONSIN	L, 21-25
Nov. 4	at Minnesota	
Nov. 11	INDIANA	
Nov. 18	at Iowa	
Nov. 25	NORTHWESTERN	

2023 Record: 3-5 (1-3 Big 10)



NEVADA

Sept. 16, 2023 | W, 31-24
Mackey Stadium
Reno, Nev. | TV: CBS Sports Network

2023 SCHEDULE

Sept. 2	at USC	L, 14-66
Sept. 9	IDAHO	L, 6-33
Sept. 16	KANSAS	L, 24-31
Sept. 23	at Texas State	L, 24-35
Sept. 30	at Fresno State	L, 9-27
Oct. 14	UNLV	L, 27-45
Oct. 21	at San Diego State	W, 6-0
Oct. 28	NEW MEXICO	W, 34-24
Nov. 4	HAWAII	
Nov. 11	at Utah State	
Nov. 18	at Colorado State	
Nov. 25	WYOMING	

2023 Record: 2-6 (2-2 MWC)



BYU

Sept. 23, 2023 | W, 38-27
David Booth Kansas Memorial Stadium
Lawrence, Kan. | TV: ESPN

2023 SCHEDULE

Sept. 2	SAM HOUSTON	W, 14-0
Sept. 9	SOUTHERN UTAH	W, 41-16
Sept. 16	at Arkansas	W, 38-31
Sept. 23	at Kansas	L, 27-38
Sept. 29	CINCINNATI	W, 35-27
Oct. 14	at TCU	L, 11-44
Oct. 21	TEXAS TECH	W, 27-14
Oct. 28	at Texas	L, 6-35
Nov. 4	at West Virginia	
Nov. 11	IOWA STATE	
Nov. 18	OKLAHOMA	
Nov. 25	at Oklahoma State	

2023 Record: 5-3 (2-3 Big 12)



TEXAS

Sept. 30, 2023 | L, 14-40
DKR-Texas Memorial Stadium
Austin, Texas | TV: ABC

2023 SCHEDULE

Sept. 2	RICE	W, 37-10
Sept. 9	at Alabama	W, 34-24
Sept. 16	WYOMING	W, 31-10
Sept. 23	at Baylor	W, 38-6
Sept. 30	KANSAS	W, 40-14
Oct. 7	OKLAHOMA (Dallas)	L, 30-34
Oct. 21	at Houston	W, 31-24
Oct. 28	BYU	W, 35-6
Nov. 4	KANSAS STATE	
Nov. 11	at TCU	
Nov. 18	at Iowa State	
Nov. 24	TEXAS TECH	

2023 Record: 7-1 (4-1 Big 12)



UCF

Oct. 7, 2023 | W, 51-22
David Booth Kansas Memorial Stadium
Lawrence, Kan. | TV: FOX

2023 SCHEDULE

Aug. 31	KENT STATE	W, 56-6
Sept. 9	at Boise State	W, 18-16
Sept. 16	VILLANOVA	W, 48-14
Sept. 23	at Kansas State	L, 31-44
Sept. 30	BAYLOR	L, 35-36
Oct. 7	at Kansas	L, 22-51
Oct. 21	at Oklahoma	L, 29-31
Oct. 28	WEST VIRGINIA	L, 28-41
Nov. 4	at Cincinnati	
Nov. 11	OKLAHOMA STATE	
Nov. 18	at Texas Tech	
Nov. 25	HOUSTON	

2023 Record: 3-5 (0-5 Big 12)



OKLAHOMA STATE

Oct. 14, 2023 | L, 32-39
Boone Pickens Stadium
Stillwater, Okla. | TV: FS1

2023 SCHEDULE

Sept. 2	CENTRAL ARKANSAS	W, 27-13
Sept. 9	at Arizona State	W, 27-15
Sept. 16	SOUTH ALABAMA	L, 7-33
Sept. 23	at Iowa State	L, 27-34
Oct. 6	KANSAS STATE	W, 29-21
Oct. 14	KANSAS	W, 39-32
Oct. 21	at West Virginia	W, 48-34
Oct. 28	CINCINNATI	W, 45-13
Nov. 4	OKLAHOMA	
Nov. 11	at UCF	
Nov. 18	at Houston	
Nov. 25	BYU	

2023 Record: 6-2 (4-1 Big 12)



OKLAHOMA

Oct. 28, 2023 | W, 38-33
David Booth Kansas Memorial Stadium
Lawrence, Kan. | TV: FOX

2023 SCHEDULE

Sept. 2	ARKANSAS STATE	W, 73-0
Sept. 9	SMU	W, 28-11
Sept. 16	at Tulsa	W, 66-17
Sept. 23	at Cincinnati	W, 20-6
Sept. 30	IOWA STATE	W, 50-20
Oct. 7	vs. Texas (Dallas)	W, 34-30
Oct. 21	UCF	W, 31-29
Oct. 28	at Kansas	L, 33-38
Nov. 4	at Oklahoma State	
Nov. 11	WEST VIRGINIA	
Nov. 18	at BYU	
Nov. 24	TCU	

2023 Record: 7-1 (4-1 Big 12)



IOWA STATE

Nov. 4, 2023 | 6:00 p.m. CT
Jack Trice Stadium
Ames, Iowa | ESPN

2023 SCHEDULE

Sept. 2	NORTHERN IOWA	W, 30-9
Sept. 9	IOWA	L, 13-20
Sept. 16	at Ohio	L, 7-10
Sept. 23	OKLAHOMA STATE	W, 34-27
Sept. 30	at Oklahoma	L, 20-50
Oct. 7	TCU	W, 27-14
Oct. 14	at Cincinnati	W, 30-10
Oct. 28	at Baylor	W, 30-18
Nov. 4	KANSAS	
Nov. 11	at BYU	
Nov. 18	TEXAS	
Nov. 25	at Kansas State	

2023 Record: 5-3 (4-1 Big 12)



TEXAS TECH

Nov. 11, 2023 | TBA
David Booth Kansas Memorial Stadium
Lawrence, Kan.

2023 SCHEDULE

Sept. 2	at Wyoming	L, 33-35
Sept. 9	OREGON	L, 30-38
Sept. 16	TARLETON STATE	W, 41-3
Sept. 23	at West Virginia	L, 13-20
Sept. 30	HOUSTON	W, 49-28
Oct. 7	at Baylor	W, 39-14
Oct. 14	KANSAS STATE	L, 21-38
Oct. 21	at BYU	L, 14-27
Nov. 2	TCU	
Nov. 11	at Kansas	
Nov. 18	UCF	
Nov. 24	at Texas	

2023 Record: 3-5 (2-3 Big 12)



KANSAS STATE

Nov. 18, 2023 | TBA
David Booth Kansas Memorial Stadium
Lawrence, Kan.

2023 SCHEDULE

Sept. 2	SE MISSOURI STATE	W, 45-0
Sept. 9	TROY	W, 42-13
Sept. 16	at Missouri	L, 27-30
Sept. 23	UCF	W, 44-31
Oct. 6	at Oklahoma State	L, 21-29
Oct. 14	at Texas Tech	W, 38-21
Oct. 21	TCU	W, 41-3
Oct. 28	HOUSTON	W, 41-0
Nov. 4	at Texas	
Nov. 11	BAYLOR	
Nov. 18	at Kansas	
Nov. 25	IOWA STATE	

2023 Record: 6-2 (4-1 Big 12)



CINCINNATI

Nov. 25, 2023 | TBA
Nippert Stadium
Cincinnati, Ohio

2023 SCHEDULE

Sept. 2	EASTERN KENTUCKY	W, 66-13
Sept. 9	at Pittsburgh	W, 27-21
Sept. 16	MIAMI (OH)	L, 24-31
Sept. 23	OKLAHOMA	L, 6-20
Sept. 29	at BYU	L, 27-35
Oct. 14	IOWA STATE	L, 10-30
Oct. 21	BAYLOR	L, 29-32
Oct. 28	at Oklahoma State	L, 13-45
Nov. 4	UCF	
Nov. 11	at Houston	
Nov. 18	at West Virginia	
Nov. 25	KANSAS	

2023 Record: 2-6 (0-5 Big 12)



LANCE LEIPOLD HEAD COACH

Lance Leipold, a six-time National Champion, a five-time conference coach of the year and the fastest coach in NCAA history to reach 100 career wins, was named the 41st head coach in Kansas Football history on April 30, 2021.

Leipold's track record as a program builder showed itself early in his time in Lawrence, leading the Jayhawks to its first-ever program win in Austin, Texas in 2021, followed by Kansas' first-ever win over West Virginia in Morgantown in 2022. In just his second year at the helm, Leipold engineered Kansas to its first 5-0 start of the season since 2009, guiding Kansas to its first national rankings in 675 weeks. Soon after, Kansas Football hosted ESPN's College GameDay for the first time in program history on October 8, 2022.

Leipold helped Kansas to secure its first bowl eligibility with a win over No. 18 Oklahoma State on November 5, 2022, giving Kansas its first bowl berth since 2008. Kansas' ranked win was the first since 2010, snapping a 44-game losing streak to AP ranked opponents, while it was Kansas's first ranked win against a conference opponent at home since 2005.

Leipold arrived at Kansas after a successful six-year stay at Buffalo, where in his final three seasons, he posted three straight winning seasons for the first time in 20 years. He won 24 games over the final three seasons, which included a seven-game shortened-season schedule in 2020 because of the COVID-19 pandemic, marking the most successful three-year run in Buffalo history.

A proven winner with a strong track record for player development, Leipold served as the head coach at Wisconsin-Whitewater for eight seasons from 2007 to 2014, capturing six NCAA Division III national

championships and tallying an astounding record of 109-6.

After taking over a rebuilding Buffalo program that went 7-17 in his first two seasons, Leipold put together a record of 30-16 over his final four seasons, including three bowl appearances and two bowl victories with the Bulls.

Leipold had a 2020 season at Buffalo that brought unprecedented success to the program. The Bulls went a perfect 5-0 in the regular season and won the MAC East Division title for the second-straight year. Leipold's squad also beat Marshall in the Camellia Bowl for the program's second ever bowl win and second in as many years.

Buffalo also appeared in the Associated Press Top 25 at No. 24 on December 6, 2020, marking the first-time in school history the Bulls appeared in the national rankings. The team finished the season ranked 25th in both the AP poll and the Amway Coaches Poll. Leipold was named the MAC Coach of the Year for the second time in his career after the record-breaking season.

Showcasing his pristine reputation for player development and a keen eye for recruiting, Buffalo tied a school-record with 12 All-MAC selections in 2020, all of whom were recruited by Leipold. Running back Jaret Patterson led the way, rushing for 1,072 yards in just six games, including a 409-yard performance against Kent State, which is the second-best performance in FBS history.

Patterson was named the winner of the Vern Smith Leadership Award, given to the MVP of the MAC and was also named the MAC Offensive Player of the Year under Leipold's tutelage.

THE LEIPOLD FILE

Position:	Head Coach
Alma Mater:	Wisconsin-Whitewater, 1987
Wife:	Kelly
Children:	Lindsey and Landon

COACHING HISTORY

2021-present	Kansas (Head Coach)
2015-21	Buffalo (Head Coach)
2007-14	Wisconsin Whitewater (Head Coach)
2004-06	Nebraska-Omaha (Assistant Head Coach/Offensive Coordinator)
2001-03	Nebraska (Administrative Assistant/Recruiting)
1991-93	Wisconsin (Graduate Assistant)
1990	Wisconsin-Whitewater (Assistant Coach)
1989	Doane (Assistant Coach)
1988	Wisconsin-Whitewater (Wide Receivers)
1987	Wisconsin-Whitewater (Quarterbacks)

Buffalo also had 12 all-conference players in 2019, a season that culminated in the school's first-ever bowl victory – a 31-9 win over Charlotte in the Makers Wanted Bahamas Bowl. The 2019 team featured one of the best defenses in the school's history. Buffalo ranked seventh nationally in total defense, allowing 291.9 yards per game. The Bulls were also fourth nationally against the run, allowing 94.2 yards per game.

In 2018, Buffalo won 10 games in a season for the first time ever in program history. Leipold's team went 7-1 in MAC play and won the East Division title. The Bulls also won 42-13 at Rutgers, marking the school's first-ever win over a Power 5 opponent. He was named the MAC Coach of the Year and was also a semifinalist for the George Munger College Coach of the Year Award.

In that 2018 season, the Buffalo offense had a record-breaking season. Buffalo scored 484 points, 64 touchdowns and totaled 5,803 yards of total offense, establishing new school records in each category. Quarterback Tyree Jackson was named the MAC Offensive Player of the Year, while Patterson earned MAC Freshman of the Year honors.

In Leipold's third season in 2017, the Bulls gained bowl

eligibility for just the third time as an FBS program. The Bulls offense averaged 432 yards per game and led the conference in passing yards per game at 291. Showing an ability for explosive plays, Buffalo produced 20 plays of 45 or more yards on the season.

Leipold became the head coach at Buffalo in December of 2014 after a triumphant career as the head coach at Wisconsin-Whitewater, which saw him earn six National Coach of the Year awards. In his first season there in 2007, the Warhawks went 14-1 and won the Division III national championship. In 2008, the team made it back to the title game and fell to Mount Union.

Wisconsin-Whitewater then went 45-0 over the next three seasons, winning three straight national championships. After a 7-3 campaign in 2012, Whitewater went 30-0 combined in 2013 and 2014 winning two more national titles with Leipold at the helm.

During his time there, Warhawk players totaled 56 All-America honors, with running back Justin Beaver winning the Gagliardi Trophy as the top player in Division III. Brent Allen won the Division III Rimington Award as the top center. Running back Levell Coppage

earned D3Football.com Offensive Player of the Year honors, while Cole Klotz won those honors on the defensive side.

Leipold, a native of Jefferson, Wisconsin, began his coaching career at Whitewater in 1987 as a quarterbacks coach. He moved to the University of Wisconsin in 1991, where he served as a graduate assistant for Barry Alvarez for three seasons and helped the Badgers win a Big Ten title and a Rose Bowl appearance in 1993.

He then served as an assistant coach at Division II Nebraska-Omaha from 1994-2000, helping the Mavericks become three-time conference champions. He was promoted to offensive coordinator in 2000, before moving on to Nebraska where he worked for Frank Solich for four seasons. He then returned to Nebraska-Omaha for three years as the associate head coach and offensive coordinator, before moving on to Wisconsin-Whitewater in 2007.

Leipold is a 1987 graduate of Wisconsin-Whitewater, where he was a standout quarterback.

Leipold and his wife Kelly, have a daughter, Lindsey, and a son, Landon.

YEAR-BY-YEAR AS HEAD COACH

YEAR	TEAM	RECORD	BOWL	NOTES
2023	Kansas	6-2		Bowl Eligible for the second straight season
2022	Kansas	6-7	Autozone Liberty	First Bowl game since 2008, First AP rank since 2009
2021	Kansas	2-10		First Big 12 Road win since 2008
2020	Buffalo	6-1	Camellia	Ranked No. 25
				1st Postseason Ranking in School History
2019	Buffalo	8-5	Bahamas	1st Bowl Win in School History
2018	Buffalo	10-4	Dollar General	1st 10-win Season in School History
2017	Buffalo	6-6		
2016	Buffalo	2-10		
2015	Buffalo	5-7		
2014	Wisconsin-Whitewater	15-0		Division III National Champs
2013	Wisconsin-Whitewater	15-0		Division III National Champs
2012	Wisconsin-Whitewater	7-3		
2011	Wisconsin-Whitewater	15-0		Division III National Champs
2010	Wisconsin-Whitewater	15-0		Division III National Champs
2009	Wisconsin-Whitewater	15-0		Division III National Champs
2008	Wisconsin-Whitewater	13-2		
2007	Wisconsin-Whitewater	14-1		Division III National Champs

Wisconsin-Whitewater (8 years): 109-6
Buffalo Record (6 years): 37-33
Kansas Record (2 years): 14-19
Career Record (15 years): 160-58

YEAR-BY-YEAR AS ASSISTANT COACH

YEAR	TEAM	RECORD	BOWL	NOTES
2006	Nebraska-Omaha	8-3		Division II Playoffs; Conference Champs
2005	Nebraska-Omaha	8-3		Division II Playoffs; Conference Champs
2004	Nebraska-Omaha	8-3		Conference Champs
2003	Nebraska	10-3	Alamo	Ranked No. 19
2002	Nebraska	7-7	Independence	
2001	Nebraska	11-2	Rose	Ranked No. 8
2000	Nebraska-Omaha	11-2		Division II Playoffs; Conference Champs
1999	Nebraska-Omaha	7-4		
1998	Nebraska-Omaha	9-3		Division II Playoffs; Conference Champs
1997	Nebraska-Omaha	8-3		
1996	Nebraska-Omaha	10-2		Division II Playoffs; Conference Champs
1995	Nebraska-Omaha	3-8		
1994	Nebraska-Omaha	1-10		
1993	Wisconsin	10-1-1	Rose	Ranked No. 6
1992	Wisconsin	5-6		
1991	Wisconsin	5-6		
1990	Wisconsin-Whitewater	10-1		Division III Playoffs; Conference Champs
1989	Doane	5-4-1		
1988	Wisconsin-Whitewater	9-3		Division III Playoffs; Conference Champs
1987	Wisconsin-Whitewater	7-3-1		

Head Coach at Kansas
2023 (6-2, 3-2)

DATE	OPPONENT	RESULT
9-1-23	Missouri State	W, 48-17
9-8-23	Illinois	W, 34-23
9-16-23	at Nevada	W, 31-24
9-23-23	BYU*	W, 38-27
9-30-23	at #3 Texas*	L, 14-40
10-7-23	UCF*	W, 51-22
10-14-23	at Oklahoma State*	L, 32-39
10-28-23	#6 Oklahoma*	W, 38-33
11-4-23	at Iowa State*	
11-11-23	Texas Tech*	
11-18-23	Kansas State*	
11-25-23	at Cincinnati*	

2022 (6-7, 3-6) Big 12: T-7th

DATE	OPPONENT	RESULT
9-2-22	Tennessee Tech	W, 56-10
9-10-22	at West Virginia*	W, 55-42 (OT)
9-17-22	at Houston	W, 48-30
9-24-22	Duke	W, 35-27
10-1-22	Iowa State*	W, 14-11
10-8-22	#17 TCU*	L, 31-38
10-15-22	at Oklahoma*	L, 42-52
10-22-22	at Baylor*	L, 23-35
11-5-22	#18 Oklahoma State*	W, 37-16
11-12-22	at Texas Tech*	L, 28-43
11-19-22	Texas*	L, 14-55
11-26-22	at #12 Kansas State*	L, 27-47
12-28-22	Arkansas	L, 53-55 (3OT)
AutoZone Liberty Bowl (Memphis, Tenn.)		

(2-10, 1-8) Big 12: 10th

DATE	OPPONENT	RESULT
9-3-21	South Dakota	W, 17-14
9-10-21	at Coastal Carolina	L, 22-49
9-18-21	Baylor*	L, 7-45
9-25-21	at Duke	L, 33-52
10-2-21	at Iowa State*	L, 7-59
10-16-21	Texas Tech (HC)*	L, 14-41
10-23-21	Oklahoma*	L, 23-35
10-30-21	at Oklahoma State*	L, 3-55
11-6-21	Kansas State*	L, 10-35
11-13-21	at Texas*	W, 57-56 (OT)
11-20-21	at TCU*	L, 28-31
11-27-21	West Virginia*	L, 28-34

Head Coach at Buffalo

2020 (6-1, 5-1) MAC East: 1st

DATE	OPPONENT	RESULT
11-4-20	at Northern Illinois*	W, 49-30
11-10-20	Miami (OH)*	W, 42-10
11-17-20	at Bowling Green*	W, 42-17
11-28-20	Kent State*	W, 70-41
12-12-20	Akron*	W, 56-7
12-18-20	Ball State	L, 28-38
MAC Championship (Detroit, Mich.)		
12-25-20	Marshall	W, 17-10
Camelia Bowl (Montgomery, Ala.)		

2019 (8-5, 5-3) MAC East: T-2nd

DATE	OPPONENT	RESULT
8-29-19	Robert Morris	W, 38-10
9-7-19	at #15 Penn State	L, 13-45
9-14-19	at Liberty	L, 17-35
9-21-19	Temple	W, 38-22
9-28-19	at Miami (OH)*	L, 20-34
10-5-19	Ohio*	L, 20-21
10-19-19	at Akron*	W, 21-0
10-26-19	Central Michigan*	W, 43-20
11-2-19	at Eastern Michigan*	W, 43-13
11-14-19	at Kent State*	L, 27-30
11-20-19	Toledo*	W, 49-30
11-29-19	Bowling Green*	W, 49-7
12-20-19	Charlotte	W, 31-9
Makers Wanted Bahamas Bowl (Nassau, Bahamas)		

2018 (10-4, 7-1) MAC East: 1st

DATE	OPPONENT	RESULT
9-1-18	Delaware State	W, 48-10
9-8-18	at Temple	W, 36-29
9-15-18	Eastern Michigan*	W, 35-28
9-22-18	at Rutgers	W, 42-13
9-29-18	Army	L, 13-42
10-6-18	at Central Michigan*	W, 34-24
10-13-18	Akron*	W, 24-6
10-20-18	at Toledo*	W, 31-17
10-30-18	Miami (OH)*	W, 51-42
11-6-18	Kent State*	W, 48-14
11-14-18	at Ohio*	L, 17-52
11-23-18	at Bowling Green*	W, 44-14
11-30-18	Northern Illinois*	L, 29-30
MAC Championship (Detroit, Mich.)		
12-22-18	Troy	L, 32-42
Dollar General Bowl (Mobile, Ala.)		

2017 (6-6, 4-4) MAC East: 3rd

DATE	OPPONENT	RESULT
8-31-17	at Minnesota	L, 7-17
9-9-17	at Army	L, 17-21
9-16-17	Colgate	W, 33-10
9-23-17	Florida Atlantic	W, 34-31
9-30-17	at Kent State*	W, 27-13
10-7-17	Western Michigan	L, 68-71
10-14-17	Northern Illinois*	L, 13-14
10-21-17	Miami (OH)*	L, 14-24
10-28-17	at Akron*	L, 20-21
11-7-17	Bowling Green*	W, 38-28
11-16-17	at Ball State*	W, 40-24
11-24-17	Ohio*	W, 31-24

2016 (2-10, 1-7) MAC East: 6th

DATE	OPPONENT	RESULT
9-2-16	Albany	L, 16-22
9-17-16	at Nevada	L, 14-38
9-24-16	Army	W, 23-20
10-1-16	at Boston College	L, 3-35
10-8-16	Kent State*	L, 20-44
10-15-16	Ball State*	L, 21-31
10-22-16	at Northern Illinois*	L, 7-44
10-27-16	Akron*	W, 41-20
11-3-16	at Ohio*	L, 10-34
11-12-16	Miami (OH)*	L, 24-35
11-19-16	at Western Michigan*	L, 0-38
11-25-16	at Bowling Green*	L, 19-27

2015 (5-7, 13-5) MAC East: 4th

DATE	OPPONENT	RESULT
9-5-15	Albany	W, 51-14
9-12-15	at Penn State	L, 14-27
9-19-15	at Florida Atlantic	W, 33-15
9-26-15	Nevada	L, 21-24
10-3-15	Bowling Green*	L, 22-28
10-17-15	at Central Michigan*	L, 14-51
10-24-15	Ohio*	W, 41-17
10-29-15	at Miami (OH)*	W, 29-24
11-5-15	at Kent State*	W, 18-17
11-11-15	Northern Illinois*	L, 30-41
11-21-15	at Akron*	L, 21-42
11-27-15	Massachusetts*	L, 26-31



ALL-TIME AGAINST
(51-52) VS. DIVISION I

OPPONENT	RECORD
Akron	4-2
Albany	1-1
Arkansas	0-1
Army	1-2
Ball State	1-2
Baylor	0-2
Boston College	0-1
Bowling Green	4-2
BYU	1-0
Central Michigan	2-1
Charlotte	1-0
Cincinnati	0-0
Coastal Carolina	0-1
Colgate	1-0
Duke	1-1
Delaware State	1-0
Eastern Michigan	2-0
Florida Atlantic	2-0
Houston	1-0
Illinois	1-0
Iowa State	1-1
Kansas State	0-2
Kent State	4-2
Liberty	0-1
Marshall	1-0
Massachusetts	0-1
Miami (Ohio)	3-3
Minnesota	0-1
Missouri State	1-0
Nevada	1-2
Northern Illinois	1-4
Ohio	2-3
Oklahoma	1-2
Oklahoma State	1-2
Penn State	0-2
Robert Morris	1-0
Rutgers	1-0
South Dakota	1-0
TCU	0-2
Temple	2-0
Tennessee Tech	1-0
Texas	1-2
Texas Tech	0-2
Toledo	2-0
Troy	0-1
UCF	1-0
West Virginia	1-1
Western Michigan	0-2
2023 Opponents in BOLD	

COACHING STAFF

GAMEDAY:
PRESS BOX



ANDY KOTELNICKI

Associate Head Coach/Offensive Coordinator - Tight Ends (Third Season)

In his third season at KU...Was promoted to Associate Head Coach in December 2022... Jayhawks posted six games of 500+ yards in 2022, including 603 in the AutoZone Liberty Bowl...Has coached with Leipold since 2013 at Wisconsin-Whitewater.

GAMEDAY:
PRESS BOX



BRIAN BORLAND

Defensive Coordinator - Safeties (Third Season)

In his third season at KU...Has coached seven All-Big 12 selections, one NFL Draft pick and two others who signed as undrafted free agents...In 2022, helped KU to first bowl game since 2008... Has coached alongside Leipold since 2007 at Wisconsin-Whitewater.

GAMEDAY:
FIELD



SCOTT FUCHS

Assistant Coach - Offensive Line (Third Season)

In his third season at KU...Jayhawks OL ranked No. 7 in NCAA for fewest sacks allowed in 2022... Three players earned All-Big 12 honors and LT Earl Bostick signed with NFL's Dallas Cowboys... Has been with Leipold since 2015 at Buffalo, previously together from 2003-06 at Omaha.

GAMEDAY:
PRESS BOX



TAIWO ONATOLU

Assistant Coach - Defensive Ends/ Special Teams Coordinator (Third Season)

In his third season at KU, and second as an on-field assistant...Was previously an analyst during the 2021 season...Has coached with Leipold since 2015 at Buffalo...Played at Nebraska-Omaha while Leipold, Fuchs and Samuel were on coaching staff.

GAMEDAY:
FIELD



JIM PANAGOS

Assistant Coach - Defensive Tackles (Second Season)

Joined the KU coaching staff in February 2022... Came to Kansas with 20+ years of collegiate and NFL experience...Senior DT Caleb Sampson signed as UDFA with Indianapolis Colts following his first season...Most recently coached at Rutgers (2020-21) and Minnesota (2019).

GAMEDAY:
FIELD



JORDAN PETERSON

Assistant Coach - Defensive Backs/ Defensive Pass Game Coordinator (Fourth Season)

In his fourth season overall at Kansas and second as on-field assistant under Leipold...Elevated to Defensive Pass Game Coordinator for the 2023 season...Previously safeties coach, where he mentored Kenny Logan Jr. to a standout sophomore season.

GAMEDAY:
FIELD



TERRENCE SAMUEL

Assistant Coach - Wide Receivers (Second Season)

Came to Kansas in December 2021 as WR Coach...KU averaged 254.4 yards through the air in 2022, with 144 receptions for more than 2,000 yards and 15 TDs for the WR group...Coached alongside Leipold and Fuchs at Nebraska-Omaha in the mid-2000's.

SUPPORT STAFF

Coaches

Matt Lubick (Senior Analyst - Offense)
Mark DeLeone (Senior Analyst - Defense)
Zac Barton (Analyst - Special Teams)
Aaron Miller (Analyst - Special Teams)
Oscar Rodriguez (Analyst - Defense)
Joe Dailey (Analyst - Offense)
Bill Queisert (Analyst - Offense)
Sean Snyder (Special Assistant to the HC)
Brian Stoldt (Quality Control - Defense)
Teril Boldiis (Graduate Assistant - Offense)
Chris Labidou (Graduate Assistant - Offense)
Quentin Carter (Graduate Assistant - Defense)
Donavon Nathaniel (Graduate Assistant - Def.)

Strength & Conditioning

Matt Gildersleeve (Dir. of Sports Performance)
Conor McNally (Asst. Sports Performance Coach)
Eric Scott (Asst. Sports Performance Coach)
Patrick Hampton (Asst. Sports Performance Coach)
Chula Loomis (Asst. Sports Performance Coach)

Administration

Collin Sexton (Associate AD/Sport Admin)
Rob Ianello (General Manager)
Michael Painter (Director of Operations)
Nadia Jackson (Assistant Dir. of Operations)
Grant Murray (Director of Player Personnel)

Recruiting

Billy Bonneau (Asst. Director of Player Personnel)
Scott Aligo (Director of Scouting)
Greg Svarczkopf (Director of Recruiting)
LaChelle Stanley (Dir. of On-Campus Recruiting)
Hayley Goldin (Asst. Dir. of On-Campus Rec.)

Kansas Team Health

Trent Carter (Director of Athletic Training)
Madison Beene (Assistant Athletic Trainer)
Jake Rosenfeldt (Assistant Athletic Trainer)
Cody Deardorff (Assistant Athletic Trainer)
Stacey Potter-McGill (Director of Perf. Nutrition)
Megan McCann (Performance Nutrition Assistant)

Player Development

Darrell Stuckey II (Director of Football Relations)
Ashley Goodman (Director of Player Development)

Video

Jimmy Le (Director of Football Video)
John Lintner (Asst. Director of Football Video)

Creative

Matt Holland (Dir. of Football Creative Video)
Patty Kryger (Dir. of Football Creative/Social)
Taylor Covington (Graphic Designer)

GAMEDAY:
FIELD



CHRIS SIMPSON

Assistant Coach - Linebackers (Third Season)

In his third season at Kansas...Has been with Leipold since joining the staff at Buffalo in 2015...Assisted as KU started the 2022 season 5-0 and advanced to first bowl game since 2008...Coached alongside Onatolu at Nebraska-Omaha.

GAMEDAY:
FIELD



JONATHAN WALLACE

Assistant Coach - Running Backs (Fourth Season)

Recognized on 247Sports 30 Under 30 list heading into 2023...In his fourth season at Kansas, third under Coach Leipold...Jayhawks rushed for 2,395 yards - 184.2 per game - and 29 touchdowns in 2022...Played on 2023 SEC Championship team at Auburn.

GAMEDAY:
FIELD



JIM ZEBROWSKI

Assistant Coach - Quarterbacks (Third Season)

Veteran QB Coach with Big Ten and MAC experience...Mentored two 1,000-yard passers in 2022, including QB Jalón Daniels who threw for 2,014 yards and 18 TDs...Serving under Leipold for the third time: 2017-20 at Buffalo; 2007-09 at Wisconsin-Whitewater.

GAME NINE DEPTH CHART

Depth chart compiled by the Kansas football athletics communications office.

OFFENSE

LT	67	Dominick Puni	6-5	320	RS-Sr.	St. Charles, Mo.
	75	Calvin Clements	6-7	315	Fr.	Lawrence, Kan.
LG	55	Ar'maj Reed-Adams	6-5	325	RS-So.	DeSoto, Texas
	76	Spencer Lovell	6-6	325	RS-Jr.	Fort Collins, Colo.
OR	59	Nolan Gorczyca	6-6	320	RS-So.	Omaha, Neb.
C	50	Mike Novitsky	6-5	305	RS-Sr.	Victor, N.Y.
	73	Dre Doiron	6-4	305	RS-So.	London, Ontario
RG	54	Michael Ford Jr.	6-3	305	Jr.	Homewood, Ill.
	70	Kobe Baynes	6-4	315	RS-So.	Jacksonville, Fla.
RT	77	Bryce Cabeldue	6-6	315	Jr.	Clovis, N.M.
	71	James Livingston	6-7	305	RS-Fr.	Dexter, Mich.
TE	89	Mason Fairchild	6-4	260	Sr.	Andale, Kan.
	45	Trevor Kardell	6-5	255	Jr.	Lee's Summit, Mo.
OR	47	Jared Casey	6-0	255	Jr.	Plainville, Kan.
RB	4	Devin Neal	5-11	215	Jr.	Lawrence, Kan.
	20	Daniel Hishaw Jr.	5-10	220	RS-So.	Moore, Okla.
OR	25	Dylan McDuffie	6-0	215	RS-Sr.	Buffalo, N.Y.
OR	28	Sevion Morrison	6-0	215	Jr.	Tulsa, Okla.
OR	12	Torry Locklin	6-2	205	RS-Jr.	Rockdale, Texas
QB	9	Jason Bean	6-3	205	RS-Sr.	Mansfield, Texas
	OR 6	Jalon Daniels	6-0	220	Jr.	Lawndale, Calif.
SLOT	11	Luke Grimm	6-0	195	Jr.	Raymore, Mo.
	5	Doug Emilien	6-1	190	RS-So.	Fort Lauderdale, Fla.
X	2	Lawrence Arnold	6-3	200	Jr.	DeSoto, Texas
	3	Tanaka Scott	6-4	210	RS-So.	Mobile, Ala.
	13	Keaton Kubecka	6-2	205	Fr.	Austin, Texas
Z	0	Quentin Skinner	6-5	195	Jr.	Claremore, Okla.
	7	Trevor Wilson	5-11	200	RS-Jr.	Tallahassee, Fla.

SPECIAL TEAMS

KO	40	Tabor Allen	6-1	195	Jr.	Mansfield, Texas
	34	Owen Piepergerdes	6-6	250	RS-So.	Kansas City, Mo.
PK	91	Seth Keller	5-8	170	RS-Sr.	Colleyville, Texas
	OR 34	Owen Piepergerdes	6-6	250	RS-So.	Kansas City, Mo.
P	95	Damon Greaves	6-1	200	Fr.	Busselton, Australia
	OR 37	Grayden Addison	5-11	220	RS-So.	Noblesville, Ind.
LS	60	Luke Hosford	6-2	230	RS-Jr.	Cuyahoga Falls, Ohio
	51	Emory Duggar	6-2	230	RS-So.	Baton Rouge, La.

DEFENSE

DE	90	Jereme Robinson	6-3	260	Jr.	Montgomery, Ala.
	13	Dylan Brooks	6-4	240	RS-So.	Roanoke, Ala.
OR	46	Davion Westmoreland	6-3	255	RS-So.	Griffin, Ga.
DT	52	DJ Withers	6-4	310	RS-So.	Little Rock, Ark.
	OR 92	Tommy Dunn	6-3	310	RS-So.	Garland, Texas
	97	Kenean Caldwell	6-3	325	RS-So.	Oak Grove, La.
DT	40	Devin Phillips	6-2	315	RS-Sr.	Monroe, La.
	7	Gage Keys	6-5	290	RS-So.	Hilliard, Ohio
OR	53	Caleb Taylor	6-4	315	Jr.	St. Louis, Mo.
DE	9	Austin Booker	6-6	245	RS-So.	Greenwood, Ind.
	36	Patrick Joyner Jr.	6-3	255	RS-Sr.	Miami, Fla.
OR	37	Hayden Hatcher	6-3	245	RS-Sr.	Council Bluffs, Iowa
HAWK	15	Craig Young	6-3	225	RS-Sr.	Fort Wayne, Ind.
	10	Jayson Gilliom	6-2	220	RS-So.	Suwanee, Ga.
LB	30	Rich Miller	6-1	230	Sr.	Detroit, Mich.
	44	Cornell Wheeler	6-0	230	Jr.	West Bloomfield, Mich.
LB	28	JB Brown	6-2	230	Jr.	Hughes, Ark.
	OR 6	Taiwan Berryhill Jr.	6-2	230	Jr.	New Orleans, La.
CB	2	Cobee Bryant	6-0	170	Jr.	Evergreen, Ala.
	18	Kalon Gervin	5-11	195	RS-Sr.	Detroit, Mich.
S	4	Marvin Grant	6-2	210	RS-Jr.	Detroit, Mich.
	OR 5	O.J. Burroughs	5-10	185	Jr.	Savannah, Ga.
S	1	Kenny Logan Jr.	6-0	210	Sr.	St. Augustine, Fla.
	14	Jalen Dye	6-0	195	RS-So.	San Diego, Calif.
CB	3	Mello Dotson	6-1	190	Jr.	Daytona Beach, Fla.
	8	Kwinton Lassiter	5-11	190	Sr.	Chandler, Ariz.

PR	7	Trevor Wilson	5-11	200	RS-Jr.	Tallahassee, Fla.
	11	Luke Grimm	6-0	195	Jr.	Raymore, Mo.
KR	1	Kenny Logan Jr.	6-0	210	Sr.	St. Augustine, Fla.
	OR 7	Trevor Wilson	5-11	200	RS-Jr.	Tallahassee, Fla.
OR	28	Sevion Morrison	6-0	215	Jr.	Tulsa, Okla.
HOLD	37	Grayden Addison	5-11	220	RS-So.	Noblesville, Ind.
	24	Reis Vernon	6-2	185	Jr.	Bixby, Okla.

NUMERICAL ROSTER

No.	Name	Pos.	Ht.	Wt.	Yr.	Hometown (High School/Previous School)
0	Quentin Skinner	WR	6-5	195	Jr.	Claremore, Okla. (Claremore HS)
1	Kenny Logan Jr.	S	6-0	210	Sr.	St. Augustine, Fla. (Menendez HS)
2	Lawrence Arnold	WR	6-3	200	Jr.	DeSoto, Texas (DeSoto HS)
2	Cobee Bryant	CB	6-0	170	Jr.	Evergreen, Ala. (Hillcrest HS)
3	Mello Dotson	CB	6-1	190	Jr.	Daytona Beach, Fla. (Mainland HS)
3	Tanaka Scott	WR	6-4	210	RS-So.	Mobile, Ala. (Murphy HS)
4	Devin Neal	RB	5-11	215	Jr.	Lawrence, Kan. (Lawrence HS)
4	Marvin Grant	S	6-2	210	RS-Jr.	Detroit, Mich. (Martin Luther King/Purdue)
5	O.J. Burroughs	S	5-10	185	Jr.	Savannah, Ga. (IMG Academy)
5	Doug Emilien	WR	6-1	190	RS-So.	Fort Lauderdale, Fla. (American Heritage/Minnesota)
6	Taiwan Berryhill Jr.	LB	6-2	230	Jr.	New Orleans, La. (St. Augustine HS)
6	Jalon Daniels	QB	6-0	220	Jr.	Lawndale, Calif. (Lawndale HS)
7	Gage Keys	DL	6-5	290	RS-So.	Hilliard, Ohio (Hilliard Davidson HS/Minnesota)
7	Trevor Wilson	WR	5-11	200	RS-Jr.	Tallahassee, Fla. (Amos P. Godby HS)
8	Kwinton Lassiter	CB	5-11	190	Sr.	Chandler, Ariz. (Free State HS (Kan.))
9	Jason Bean	QB	6-3	205	RS-Sr.	Mansfield, Texas (Lake Ridge HS/North Texas)
9	Austin Booker	DL	6-6	245	RS-So.	Greenwood, Ind. (Center Grove HS/Minnesota)
10	Jayson Gilliom	LB	6-2	220	RS-So.	Suwanee, Ga. (North Gwinnett HS)
11	Luke Grimm	WR	6-0	195	Jr.	Raymore, Mo. (Raymore-Peculiar HS)
12	Torry Locklin	RB	6-2	205	RS-Jr.	Rockdale, Texas (Rockdale HS)
13	Dylan Brooks	DE	6-4	240	RS-So.	Roanoke, Ala. (Handley HS/Auburn)
13	Keaton Kubecka	WR	6-2	205	Fr.	Austin, Texas (Westlake HS)
14	Jalen Dye	S	6-0	195	RS-So.	San Diego, Calif. (Cathedral Catholic HS/Palomar College)
14	Mikey Pauley	QB	6-3	215	RS-Fr.	Overland Park, Kan. (Blue Valley NW HS/Nebraska)
15	Cole Ballard	QB	6-2	225	Fr.	Westfield, Ind. (Westfield HS)
15	Craig Young	LB	6-3	225	RS-Sr.	Fort Wayne, Ind. (Wayne HS/Ohio State)
16	Logan Brantley	LB	6-2	210	Fr.	Denver, Colo. (Cherry Creek HS)
16	Ben Easters	QB	6-3	220	RS-So.	Brownsburg, Ind. (Brownsburg HS)
17	Jaden Hamm	TE	6-6	245	Fr.	Eudora, Kan. (Eudora HS)
17	Akili Hubbard	S	6-2	200	Jr.	Bellflower, Calif. (Bellflower HS/Golden West College)
18	Kalon Gervin	CB	5-11	195	RS-Sr.	Detroit, Mich. (Cass Technical HS/Michigan State)
18	Jack Jackson	QB	6-3	195	RS-So.	Dallas, Texas (Highland Park HS)
19	TJ Crews	QB	6-0	200	Fr.	Lenexa, Kan. (Chris Prep Academy)
19	Tristian Fletcher	LB	6-0	225	RS-So.	Cypress, Texas (Cy Ridge HS/Trinity Valley CC)
20	Donovan Gaines	LB	5-10	220	RS-So.	Moore, Okla. (Southmoore HS)
20	Daniel Hishaw Jr.	RB	5-10	220	RS-So.	Moore, Okla. (Moore HS)
22	Brian Dilworth	CB	5-11	185	RS-Fr.	Hollywood, Fla. (Chaminade-Madonna Prep)
23	Mason Ellis	S	6-2	205	RS-Fr.	Mulvane, Kan. (Mulvane HS)
24	Damarius McGhee	CB	6-0	170	RS-So.	Pensacola, Fla. (Pensacola Catholic HS/LSU)
24	Reis Vernon	P	6-2	185	Jr.	Bixby, Okla. (Bixby HS)
25	Dylan McDuffie	RB	6-0	215	RS-Sr.	Buffalo, N.Y. (Sweet Home HS/Buffalo/Georgia Tech)
25	Kaleb Purdy	S	5-11	185	RS-Fr.	St. Peters, Mo. (DeSmet Jesuit HS)
26	Krishawn Brown	LB	6-1	220	RS-So.	Tulsa, Okla. (Booker T. Washington HS)
26	Johnny Thompson, Jr.	RB	5-11	200	Fr.	Canoga Park, Calif. (Oaks Christian School)
27	Taylor Davis	S	6-0	195	Fr.	Missouri City, Texas (Ridge Point HS)
28	JB Brown	LB	6-2	230	Jr.	Hughes, Ark. (Har-Ber HS/Bowling Green)
28	Sevion Morrison	RB	6-0	215	Jr.	Tulsa, Okla. (Edison HS/Nebraska)
29	Jameel Croft	CB	6-0	180	Fr.	Detroit, Mich. (Martin Luther King HS)
29	Reece Thomas	WR	5-10	185	RS-So.	Lansing, Kan. (Lansing HS)
30	Rich Miller	LB	6-1	230	Sr.	Detroit, Mich. (Martin Luther King HS/Buffalo)
30	Carson Morgan	RB	6-0	205	Fr.	Bentonville, Ark. (Bentonville HS)
31	Landon Nelson	S	5-11	190	RS-So.	Maui, Hawaii (Valley HS)
32	Dylan Downing	LB	6-1	235	RS-Jr.	Kansas City, Kan. (Bishop Miege HS)
34	Owen Piepergerdes	K	6-6	250	RS-So.	Kansas City, Mo. (Rockhurst HS)
34	Alex Raich	LB	6-3	215	Jr.	Chur, Switzerland (Quader Schulhaus/Golden West College)
35	Billy Conaway	RB	6-2	215	RS-Jr.	Kansas City, Kan. (Shawnee Mission North/Butler CC)
35	Tony Terry	DE	6-5	265	Fr.	Jackson, Mo. (Jackson HS)
36	Isaiah Coppage	WR	6-0	205	Fr.	Shawnee Mission, Kan. (Bishop Miege HS)
36	Patrick Joyner Jr.	DE	6-3	255	RS-Sr.	Miami, Fla. (South Dade HS/Utah State)
37	Grayden Addison	P	5-11	220	RS-So.	Noblesville, Ind. (Noblesville HS)
37	Hayden Hatcher	DE	6-3	245	RS-Sr.	Council Bluffs, Iowa (Lewis Central HS)
38	Jack Schneider	RB	6-3	195	Fr.	Overland Park, Kan. (Blue Valley West HS)
39	Cole Mondl	LB	5-10	220	RS-So.	Lawrence, Kan. (Lawrence HS)
40	Tabor Allen	K	6-1	195	Jr.	Mansfield, Texas (Mansfield Lakeridge HS)
40	Devin Phillips	DL	6-2	315	RS-Sr.	Monroe, La. (Neville HS/Colorado State)
41	Hunter Luke	WR	5-10	175	Fr.	Westlake, Texas (Westlake HS)
41	Ezra Vedral	LB	6-2	215	Fr.	Omaha, Neb. (Creighton Prep HS)
43	Max Muehlberger	TE	6-4	240	RS-Fr.	Overland Park, Kan. (Blue Valley NW HS/Oklahoma St)

ALPHABETICAL ROSTER

A

Grayden Addison	P	37
Tabor Allen	K	40
Lawrence Arnold	WR	2

B

Cole Ballard	QB	15
Lance Bassett	DL	98
Kobe Baynes	OL	70
Jason Bean	QB	9
Taiwan Berryhill	LB	6
Austin Booker	DL	9
Logan Brantley	LB	16
Jaydon Brittingham	DE	59
Dylan Brooks	DE	13
JB Brown	LB	28
Krishawn Brown	LB	26
Logan Brown	OL	52
Cobee Bryant	CB	2
Surahz Buncom	WR	86
OJ Burroughs	S	5

C

Bryce Cabeldue	OL	77
Kenean Caldwell	DL	97
Marcus Calvin	DL	56
Jared Casey	TE	47
Calvin Clements	OL	75
Isaiah Coppage	WR	36
Billy Conaway	RB	35
Quinton Conley	WR	81
TJ Crews IV	QB	19
Jameel Croft	QB	29

D

Jalon Daniels	QB	6
Jacoby Davis	CB	47
Taylor Davis	S	27
Brian Dilworth	CB	22
Mello Dotson	CB	3
Dylan Downing	LB	32
Emory Duggar	LS	51
Tommy Dunn Jr.	DL	92
Jalen Dye	S	14

E

Ben Easters	QB	16
Jake Eisenhauer	OL	63
Mason Ellis	S	23
Doug Emilien	WR	5

F

Mason Fairchild	TE	89
Kael Farkes	OL	58
Tristian Fletcher	LB	19
Michael Ford Jr.	OL	54
Maxwell Ford	DE	83

G

Donovan Gaines	LB	20
Kalon Gervin	CB	18
Jayson Gilliom	S	10
Nolan Gorczca	OL	59
Marvin Grant	S	4
Damon Greaves	P	95
Luke Grimm	WR	11

H

Jaden Hamm	TE	17
Hayden Hatcher	DE	37
Blake Herold	DL	94
Daniel Hishaw Jr.	RB	20
Luke Hosford	LS	60
Akili Hubbard	S	17
Will Huggins	TE	87

J

Jack Jackson	QB	18
Patrick Joyner Jr.	DE	36

2023 ROSTER

No.	Name	Pos.	Ht.	Wt.	Yr.	Hometown (High School/Previous School)
43	Andrew Russell	S	6-2	200	RS-Sr.	Victor, N.Y. (Victor HS/Michigan)
44	Cornell Wheeler	LB	6-0	230	Jr.	West Bloomfield, Mich. (West Bloomfield HS/Michigan)
45	Trevor Kardell	TE	6-5	255	Jr.	Lee's Summit, Mo. (Lee's Summit West HS)
45	Dean Miller	DE	6-5	225	RS-So.	Los Angeles, Calif. (Cathedral HS/Coll. of the Canyons)
46	Dillon Mong	TE	6-7	235	Fr.	Shawnee Mission, Kan. (Shawnee Mission East HS)
46	Davion Westmoreland	DE	6-3	255	RS-So.	Griffin, Ga. (Griffin HS/Hutchinson CC)
47	Jared Casey	TE	6-0	255	Jr.	Plainville, Kan. (Plainville HS)
47	Jacoby Davis	CB	5-10	170	Fr.	Houston, Texas (North Shore Senior HS)
49	Tyler Soukhot	CB	5-9	170	RS-So.	Lawrence, Kan. (Lawrence HS)
50	Mike Novitsky	OL	6-5	305	RS-Sr.	Victor, N.Y. (Victor HS/Bufalo)
51	Emory Duggar	LS	6-2	230	RS-So.	Baton Rouge, La. (Catholic HS)
52	Logan Brown	OL	6-6	315	RS-Jr.	Grand Rapids, Mich. (East Kentwood HS/Wisconsin)
52	D.J. Withers	DL	6-4	310	RS-So.	Little Rock, Ark. (Joe T. Robinson HS)
53	Caleb Taylor	DL	6-4	315	Jr.	St. Louis, Mo. (Staley HS)
54	Michael Ford Jr.	OL	6-3	305	Jr.	Homewood, Ill. (Homewood-Flossmoor HS)
55	Ar'maj Reed-Adams	OL	6-5	325	RS-So.	DeSoto, Texas (DeSoto HS)
56	Marcus Calvin	DL	6-2	320	Fr.	St. Petersburg, Fla. (Gibbs HS)
57	Hank Kelly	OL	6-4	295	RS-So.	Fayetteville, Ark. (Fayetteville HS)
58	Kael Farkes	OL	6-3	295	RS-Fr.	Lenexa, Kan. (Shawnee Mission Northwest HS)
59	Jaydon Brittingham	DE	6-3	250	Fr.	Lawrence, Kan. (Lawrence HS)
59	Nolan Gorczyca	OL	6-6	320	RS-So.	Omaha, Neb. (Roncalli Catholic HS/Bufalo)
60	Luke Hosford	LS	6-2	230	RS-Jr.	Cuyahoga Falls, Ohio (Woodridge HS)
63	Jake Eisenhauer	OL	6-1	300	RS-So.	Salina, Kan. (Salina Central HS)
67	Dominick Puni	OL	6-5	320	RS-Sr.	St. Charles, Mo. (Francis Howell Central HS/Central Missouri)
70	Kobe Baynes	OL	6-4	315	RS-So.	Jacksonville, Fla. (Sandalwood HS/Louisville)
71	James Livingston	OL	6-7	305	RS-Fr.	Dexter, Mich. (Dexter HS)
71	Grady Seyfert	DL	6-1	280	Fr.	Beloit, Kan. (Beloit HS)
72	Danny Robinson	OL	6-5	315	RS-So.	Overland Park, Kan. (Blue Valley Northwest HS)
73	Dre Doiron	OL	6-4	305	RS-So.	London, Ontario (Catholic Central/Bufalo)
74	De'Kedrick Sterns	OL	6-4	320	RS-So.	Austin, Texas (Del Valle HS)
75	Calvin Clements	OL	6-7	315	Fr.	Lawrence, Kan. (Lawrence Free State HS)
76	Spencer Lovell	OL	6-6	325	RS-Jr.	Fort Collins, Colo. (Rocky Mountain HS/Arizona State/Cal)
77	Bryce Cabeldue	OL	6-6	315	Jr.	Clovis, N.M. (Clovis HS)
80	Mack Moeller	WR	6-3	210	RS-So.	Mission, Kan. (Bishop Miege HS)
81	Quinton Conley	TE	6-6	235	RS-Fr.	Kansas City, Mo. (Pembroke HS)
82	Isreal Moses	WR	6-2	185	Fr.	Minneapolis, Minn. (De La Salle HS)
83	Grant Muffenbier	WR	6-1	180	Fr.	Chanhassen, Minn. (Chanhassen HS)
84	Griffin Koch	WR	6-2	170	RS-Fr.	New Canaan, Conn. (IMG Academy)
85	Jarred Sample	WR	5-10	185	Fr.	Cypress, Texas (Cypress Ranch HS)
86	Surahz Buncom	WR	6-4	175	Fr.	Chula Vista, Calif. (Mater Dei Catholic)
87	Will Huggins	TE	6-7	250	RS-So.	Lenexa, Kan. (Shawnee Mission South HS)
88	Tevita Ahoafi-Noa	TE	6-4	250	RS-Sr.	Salt Lake City, Utah (Highland HS/Snow College)
89	Mason Fairchild	TE	6-5	260	Sr.	Andale, Kan. (Andale HS)
90	Jereme Robinson	DL	6-3	260	Jr.	Montgomery, Ala. (Carver HS)
91	Seth Keller	K	5-8	170	RS-Sr.	Colleyville, Texas (Covenant Christian HS/Texas St)
92	Tommy Dunn Jr.	DL	6-3	310	RS-So.	Garland, Texas (Naaman Forest HS)
93	Maxwell Ford	DE	6-3	210	Fr.	Overland Park, Kan. (St. Thomas Aquinas HS)
93	Charlie Weinrich	K	5-11	205	RS-Fr.	Leawood, Kan. (Blue Valley HS/Nebraska)
94	Blake Herold	DL	6-3	280	Fr.	Shenandoah, Iowa (Shenandoah HS)
95	Damon Greaves	P	6-1	200	Fr.	Busselton, Australia
96	Cole Petrus	DE	6-4	240	RS-So.	St. Louis, Mo. (Vianney HS)
97	Kenean Caldwell	DL	6-3	325	RS-So.	Oak Grove, La. (Oak Grove HS)
98	Lance Bassett	DL	6-2	290	Fr.	Lawrence, Kan. (Lawrence HS)
99	Ronald McGee	DL	6-3	275	RS-Sr.	Sumter, S.C. (Sumter HS/Bufalo)

PRONUNCIATION GUIDE

Tanaka Scott	Tuh-nah-kuh	Mike Novitsky	No-vit-ski
Doug Emilien	Ee-million	Emory Duggar	Dug-er
Taiwan Berryhill	Tie-wan	Ar'maj Reed-Adams	Ar-mah-jay
Jayson Gilliom	Gill-ee-um	Kael Farkes	Far-kiss
Keaton Kubecka	Key-ton Cue-beck-uh	Nolan Gorczyca	Gor-sik-uh
Akili Hubbard	Uh-key-lee	Dominick Puni	Poo-knee
Kalon Gervin	Kay-len	Dre Doiron	Door-ee-in
Daniel Hishaw Jr.	High-shaw	Spencer Lovell	Love-ul
Sevion Morrison	Say-vee-on	Surahz Buncom	Sir-ahz Bun-com
Owen Piepergerdes	Pe-pur-ger-des	Tevita Ahoafi-Noa	Tuh-vee-tah Ah-ho-ah-fee Noah
Ezra Vedral	Vuh-drall		
Trevor Kardell	Car-dell		
Davion Westmoreland	Day-vee-on		

K

Trevor Kardell	TE	45
Seth Keller	K	91
Hank Kelly	OL	57
Gage Keys	DL	7
Griffin Koch	WR	84
Keaton Kubecka	WR	13

L

Kwinton Lassiter	CB	8
James Livingston	OL	71
Torry Locklin	RB	12
Kenny Logan Jr.	S	1
Spencer Lovell	OL	76
Hunter Luke	WR	41

M

Dylan McDuffie	RB	25
Ronald McGee	DL	99
Damarius McGhee	CB	24
Dean Miller	DE	45
Rich Miller	LB	30
Mack Moeller	TE	49
Cole Mondi	LB	39
Dillon Mong	TE	46
Carson Morgan	RB	30
Sevion Morrison	RB	28
Israel Moses	WR	82
Max Muehlberger	TE	43
Grant Muffenbier	WR	83

N

Devin Neal	RB	4
Landon Nelson	S	31
Tevita Noa	TE	88
Mike Novitsky	C	50

P

Mikey Pauley	QB	14
Cole Petrus	DE	96
Devin Phillips	DL	40
Owen Piepergerdes	K	34
Dominick Puni	OL	67
Kaleb Purdy	S	25

R

Alex Raich	LB	34
Armaj Reed-Adams	OL	55
Danny Robinson	OL	72
Jereme Robinson	DL	90
Andrew Russell	S	43

S

Jared Sample	WR	85
Jack Schneider	CB	38
Tanaka Scott	WR	3
Grady Seyfert	DL	71
Quentin Skinner	WR	0
Tyler Soukhot	CB	49
De'Kedrick Sterns	OL	74

T

Caleb Taylor	DL	53
Tony Terry	DE	35
Reece Thomas	WR	29
Johnny Thompson Jr.	RB	26

V

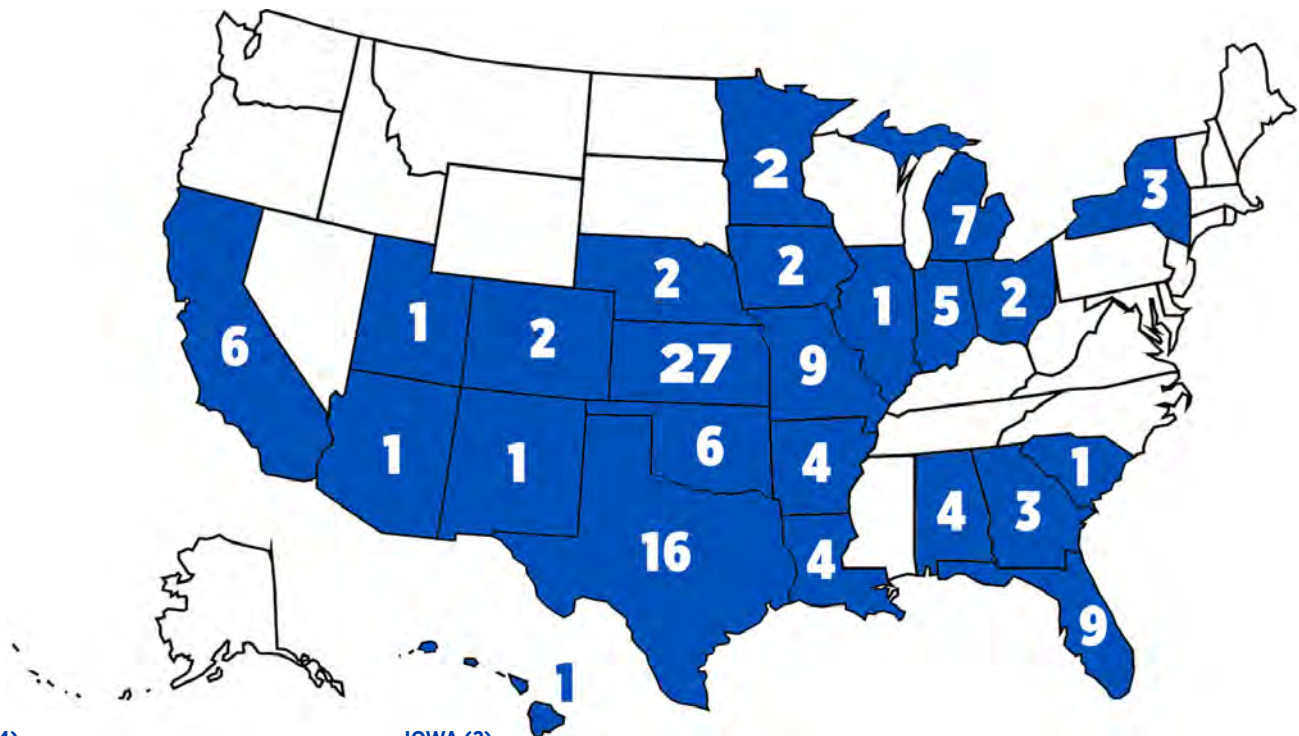
Ezra Vedral	LB	41
Reis Vernon	P	24

W

Charlie Weinrich	K	93
Davion Westmoreland	DE	46
Cornell Wheeler	LB	44
Trevor Wilson	WR	7
DJ Withers	DL	52

Y

Craig Young	LB	15
-------------	----	----



ALABAMA (4)

Cobee Bryant	Evergreen
Tanaka Scott	Mobile
Jereme Robinson	Montgomery
Dylan Brooks	Roanoke

ARKANSAS (4)

Carson Morgan	Bentonville
Hank Kelly	Fayetteville
JB Brown	Hughes
D.J. Withers	Little Rock

ARIZONA (1)

Kwinton Lassiter	Chandler
------------------	----------

CALIFORNIA (6)

Akili Hubbard	Bellflower
Johnny Thompson Jr.	Canoga Park
Surahz Buncom	Chula Vista
Jalon Daniels	Lawndale
Dean Miller	Los Angeles
Jalen Dye	San Diego

COLORADO (2)

Logan Brantley	Denver
Spencer Lovell	Fort Collins

CONNECTICUT (1)

Griffin Koch	New Canaan
--------------	------------

FLORIDA (9)

Mello Dotson	Daytona Beach
Doug Emilien	Fort Lauderdale
Brian Dilworth	Hollywood
Kobe Baynes	Jacksonville
Patrick Joyner Jr.	Miami
Damarius McGhee	Pensacola
Kenny Logan Jr.	St. Augustine
Marcus Calvin	St. Petersburg
Trevor Wilson	Tallahassee

GEORGIA (3)

Davion Westmoreland	Griffin
O.J. Burroughs	Savannah
Jayson Gilliom	Suwanee

HAWAII (1)

Landon Nelson	Maui
---------------	------

ILLINOIS (1)

Michael Ford Jr.	Homewood
------------------	----------

INDIANA (5)

Ben Easters	Brownsburg
Craig Young	Fort Wayne
Austin Booker	Greenwood
Grayden Addison	Noblesville
Cole Ballard	Westfield

IOWA (2)

Hayden Hatcher	Council Bluffs
Blake Herold	Shenandoah

KANSAS (27)

Mason Fairchild	Andale
Grady Seyfert	Beloit
Jaden Hamm	Eudora
Billy Conaway	Kansas City
Dylan Downing	Kansas City
Reece Thomas	Lansing
Lance Bassett	Lawrence
Jaydon Brittingham	Lawrence
Calvin Clements	Lawrence
Cole Mondt	Lawrence
Devin Neal	Lawrence
Tyler Soukhot	Lawrence
Charlie Weinrich	Leawood
TJ Crews IV	Lenexa
Kael Farkes	Lenexa
Will Huggins	Lenexa
Mack Moeller	Mission
Mason Ellis	Mulvane
Maxwell Ford	Overland Park
Max Muehlberger	Overland Park
Mikey Pauley	Overland Park
Danny Robinson	Overland Park
Jack Schneider	Overland Park
Jared Casey	Plainville
Jake Eisenhauer	Salina
Dillon Mong	Shawnee Mission
Isaiah Coppage	Shawnee Mission

LOUISIANA (4)

Emory Duggar	Baton Rouge
Devin Phillips	Monroe
Taiwan Berryhill	New Orleans
Kenean Caldwell	Oak Grove

MICHIGAN (7)

Jameel Croft	Detroit
Kalon Gervin	Detroit
Marvin Grant	Detroit
Rich Miller	Detroit
James Livingston	Dexter
Logan Brown	Grand Rapids
Cornell Wheeler	West Bloomfield

MINNESOTA (2)

Grant Muffenbier	Chanhassen
Isreal Moses	Minneapolis

MISSOURI (9)

Tony Terry	Jackson
Quinton Conley	Kansas City
Owen Piepergerdes	Kansas City
Trevor Kardell	Lee's Summit
Luke Grimm	Raymore
Dominick Puni	St. Charles
Cole Petrus	St. Louis
Caleb Taylor	St. Louis
Kaleb Purdy	St. Peters

NEBRASKA (2)

Nolan Gorczyca	Omaha
Ezra Vedral	Omaha

NEW MEXICO (1)

Bryce Cabeldue	Clovis
----------------	--------

NEW YORK (3)

Dylan McDuffie	Buffalo
Mike Novitsky	Victor
Andrew Russell	Victor

OHIO (2)

Luke Hosford	Cuyahoga Falls
Gage Keys	Hilliard

OKLAHOMA (6)

Reis Vernon	Bixby
Quentin Skinner	Claremore
Donovan Gaines	Moore
Daniel Hishaw Jr.	Moore
Krishawn Brown	Tulsa
Sevion Morrison	Tulsa

SOUTH CAROLINA (1)

Ronald McGee	Sumter
--------------	--------

TEXAS (15)

Keaton Kubecka	Austin
Hunter Luke	Austin
De'Kedrick Sterns	Austin
Seth Keller	Colleyville
Tristian Fletcher	Cypress
Jared Sample	Cypress
Jack Jackson	Dallas
Lawrence Arnold	DeSoto
Armaj Reed-Adams	DeSoto
Tommy Dunn Jr.	Garland
Jacoby Davis	Houston
Tabor Allen	Mansfield
Jason Bean	Mansfield
Taylor Davis	Missouri City
Torry Locklin	Rockdale

UTAH (1)

Tevita Noa	Salt Lake City
------------	----------------

AUSTRALIA (1)

Damon Greaves	Busselton
---------------	-----------

CANADA (1)

Dre Doiron	London, Ontario
------------	-----------------

SWITZERLAND (1)

Alex Raich	Chur
------------	------



















































CAREER STARTS AT KANSAS

OFFENSE					Starts By Year				
PLAYER	POS.	YR.	STREAK	TOTAL	2023	2022	2021	2020	2019
Mason Fairchild	TE	Sr.	2	35	6	12	9	6	2
Bryce Cabeldue	OL	Jr.	35	35	8	13	12	2	--
Mike Novitsky	OL	RS-Sr.	33	33	8	13	12	--	--
Lawrence Arnold	WR	Jr.	30	31	8	13	9	1	--
Michael Ford Jr.	OL	Jr.	3	31	7	13	11	--	--
Devin Neal	RB	Jr.	6	27	7	12	8	--	--
Luke Grimm	WR	Jr.	0	22	4	10	6	2	--
Jalon Daniels	QB	Jr.	0	21	3	9	3	6	--
Dominick Puni	OL	RS-Sr.	21	21	8	13	--	--	--
Jason Bean	QB	RS-Sr.	4	19	6	4	9	--	--
Jared Casey	TE	Jr.	0	13	5	7	1	0	--
Armaj Reed-Adams	OL	RS-So.	7	10	7	0	0	3	--
Quentin Skinner	WR	Jr.	0	10	3	7	--	--	--
Trevor Wilson	WR	RS-Jr.	0	8	1	0	7	--	--
Daniel Hishaw	RB	RS-So.	1	6	3	0	0	3	--
Trevor Kardell	TE	Jr.	0	3	1	0	2	0	--
Kobe Baynes	OL	RS-So.	0	2	2	0	--	--	--
Torry Locklin	RB	RS-Jr.	0	2	--	2	--	--	--
Douglas Emilien	WR	RS-So.	0	1	--	1	--	--	--
Tanaka Scott	WR	RS-So.	1	1	1	0	--	--	--
321 OFFENSE									
564 TOTAL									
DEFENSE					Starts By Year				
PLAYER	POS.	YR.	STREAK	TOTAL	2023	2022	2021	2020	2019
Kenny Logan Jr.	S	Sr.	28	40	8	13	10	8	0
Rich Miller	LB	Sr.	30	30	8	13	9	--	--
Mello Dotson	CB	Jr.	23	29	8	13	8	0	--
Cobee Bryant	CB	Jr.	5	25	7	11	7	--	--
Craig Young	LB	RS-Sr.	17	20	8	12	--	--	--
Taiwan Berryhill	LB	Jr.	0	19	1	13	4	1	--
OJ Burroughs	S	Jr.	0	14	--	13	1	--	--
Jereme Robinson	DL	Jr.	8	9	8	0	1	--	--
Marvin Grant	S	RS-Jr.	8	8	8	0	--	--	--
Devin Phillips	DL	RS-Sr.	8	8	8	--	--	--	--
JB Brown	LB	Jr.	7	7	7	--	--	--	--
Kenean Caldwell	DL	RS-So.	0	7	--	0	7	0	--
Hayden Hatcher	DE	RS-Sr.	0	6	5	1	--	--	--
DJ Withers	DL	RS-So.	4	6	6	0	--	--	--
Caleb Taylor	DL	Jr.	0	4	--	0	4	0	--
Jayson Gilliom	S	RS-So.	0	3	--	0	3	--	--
Tommy Dunn Jr.	DL	RS-So.	0	2	2	--	--	--	--
Kalon Gervin	CB	RS-Sr.	0	2	--	2	--	--	--
Patrick Joyner Jr.	DL	RS-Sr.	0	2	2	--	--	--	--
Austin Booker	DL	RS-So.	1	1	1	--	--	--	--
Kwinton Lassiter	CB	Sr.	0	1	1	0	--	--	--
243 DEFENSE									
564 TOTAL									

GAMES PLAYED AT KANSAS

OFFENSE		
PLAYER	2023	CAREER
Mason Fairchild	8	52
Torry Locklin	8	37
Bryce Cabeldue	8	36
Luke Grimm	8	36
Lawrence Arnold	8	34
Trevor Kardell	8	33
Mike Novitsky	8	33
Quentin Skinner	8	32
Michael Ford Jr.	8	31
Jared Casey	8	30
Devin Neal	8	30
Jason Bean	8	29
Armaj Reed-Adams	8	28
Jalon Daniels	3	23
Trevor Wilson	8	22
Douglas Emilien	8	21
Daniel Hishaw, Jr.	8	21
Dominick Puni	8	21
Tanaka Scott	6	20
Sevion Morrison	2	13
Tevita Ahoafi-Noa	2	13
Kobe Baynes	8	11
Will Huggins	1	8
Deondre Doiron	5	8
Dylan McDuffie	8	8
Spencer Lovell	6	6
Keaton Kubecka	4	4
Logan Brown	2	2
Cole Ballard	1	1
Nolan Gorczyca	-	1
James Livingston	-	1
Mack Moeller	1	1
DEFENSE		
PLAYER	2023	CAREER
Kenny Logan Jr.	8	53
Hayden Hatcher	7	45
Taiwan Berryhill	6	36
Mello Dotson	8	36
Jereme Robinson	8	36
Caleb Taylor	8	34
OJ Burroughs	8	33
Rich Miller	8	33
Cobee Bryant	8	31
Dylan Downing	8	29
Cornell Wheeler	7	26
Kenean Caldwell	8	24
Kwinton Lassiter	8	23
Donovan Gaines	8	22
Cole Petrus	8	22
Kalon Gervin	8	21
Marvin Grant	8	21
DJ Withers	8	21
Tommy Dunn, Jr.	8	20
Jayson Gilliom	8	20
Andrew Russell	2	14
Ronald McGee	-	13
Dean Miller	8	11
Jalen Dye	8	10
Alex Raich	8	10
Davion Westmoreland	6	9
Austin Booker	8	8
JB Brown	8	8
Patrick Joyner Jr.	8	8
Gage Keys	8	8
Devin Phillips	8	8
Landon Nelson	6	7
Mason Ellis	6	6
Tristian Fletcher	2	6
Dylan Brooks	5	5
Krishawn Brown	1	4
Logan Brantley	2	2
Jameel Croft	2	2
Brian Dilworth	-	2
Damarius McGhee	1	1
Kaleb Purdy	1	1
SPECIAL TEAMS		
PLAYER	2023	CAREER
Tabor Allen	8	39
Luke Hosford	8	30
Reis Vernon	-	29
Grayden Addison	8	11
Emory Duggar	-	8
Seth Keller	8	8
Damon Greaves	7	7
Owen Piepergerdes	2	5

LT		67 DOMINICK PUNI 6-5, 320, RS-Sr., 1L	<ul style="list-style-type: none">Preseason All-Big 12 Second Team selection by Phil Steele and third team by Athlon...Honorable Mention All-Big 12 in 2022 after starting all 13 games at left guard...Transferred to Kansas from Central Missouri, where he started all 13 games at left tackle in 2019.	<table><tr><th>Year</th><th>GP/GS</th></tr><tr><td>2023</td><td>8/8</td></tr><tr><td>Career</td><td>21/21</td></tr></table>	Year	GP/GS	2023	8/8	Career	21/21												
	Year	GP/GS																				
2023	8/8																					
Career	21/21																					
	75 CALVIN CLEMENTS 6-7, 315, Fr., HS	<ul style="list-style-type: none">Hometown product who arrived at KU as a three-star prospect and the No. 8 player in the state of Kansas by Rivals and 247Sports.	<table><tr><th>Year</th><th>GP/GS</th></tr><tr><td>2023</td><td>-/-</td></tr><tr><td>Career</td><td>-/-</td></tr></table>	Year	GP/GS	2023	-/-	Career	-/-													
Year	GP/GS																					
2023	-/-																					
Career	-/-																					
LG		55 AR'MAJ REED-ADAMS 6-6, 315, RS-Jr., TR	<ul style="list-style-type: none">Fourth-year member of the Kansas Football program...Started three games during the 2021 season and appeared in all 13 games of the 2022 season as a reserve...Three-star recruit out of DeSoto HS, where he was ranked the No. 72 prospect in the state of Texas.	<table><tr><th>Year</th><th>GP/GS</th></tr><tr><td>2023</td><td>8/7</td></tr><tr><td>Career</td><td>27/10</td></tr></table>	Year	GP/GS	2023	8/7	Career	27/10												
	Year	GP/GS																				
2023	8/7																					
Career	27/10																					
	76 SPENCER LOVELL 6-6, 325, RS-Jr., TR	<ul style="list-style-type: none">College football veteran who transferred to Kansas following one season at Cal and three at Arizona State...Suffered a season-ending injury in game three of the 2022 season vs. Notre Dame...Three-star prospect coming out of Rocky Mountain HS in Fort Collins, Colorado.	<table><tr><th>Year</th><th>GP/GS</th></tr><tr><td>2023</td><td>6/0</td></tr><tr><td>Career</td><td>6/0</td></tr></table>	Year	GP/GS	2023	6/0	Career	6/0													
Year	GP/GS																					
2023	6/0																					
Career	6/0																					
C		50 MIKE NOVITSKY 6-5, 305, RS-Sr., 2L	<ul style="list-style-type: none">Preseason All-Big 12 First Team selection...Selected to the Rimington Trophy Watch List for the fourth-consecutive season...Has started all 31 games at center for KU since arriving from Buffalo prior to the 2021 season...Didn't allow a sack and had just two QB hits in 846 snaps last season.	<table><tr><th>Year</th><th>GP/GS</th></tr><tr><td>2023</td><td>8/8</td></tr><tr><td>Career</td><td>33/33</td></tr></table>	Year	GP/GS	2023	8/8	Career	33/33												
	Year	GP/GS																				
2023	8/8																					
Career	33/33																					
	73 DRE DOIRON 6-4, 305, RS-So., RS	<ul style="list-style-type: none">Appeared in three games in 2022, his first at Kansas...Transferred to KU from Buffalo, where he started at right tackle in 10 games for the Bulls in 2021, appearing in all 12...Helped pave the way for a unit that averaged 195 rushing yards per game.	<table><tr><th>Year</th><th>GP/GS</th></tr><tr><td>2023</td><td>5/0</td></tr><tr><td>Career</td><td>8/0</td></tr></table>	Year	GP/GS	2023	5/0	Career	8/0													
Year	GP/GS																					
2023	5/0																					
Career	8/0																					
RG		54 MICHAEL FORD 6-3, 305, Jr., 2L	<ul style="list-style-type: none">Has started 31 games over three seasons at Kansas...Transferred to Kansas from Buffalo, where he redshirted as a freshman...Was recruited to Buffalo from Homewood-Flossmoor HS in Illinois.	<table><tr><th>Year</th><th>GP/GS</th></tr><tr><td>2023</td><td>8/7</td></tr><tr><td>Career</td><td>33/31</td></tr></table>	Year	GP/GS	2023	8/7	Career	33/31												
	Year	GP/GS																				
2023	8/7																					
Career	33/31																					
	70 KOBE BAYNES 6-4, 315, RS-So., RS	<ul style="list-style-type: none">Appeared in three games during the 2022 season after transferring to Kansas from Louisville during fall camp...Was the No. 124 player in the state of Florida coming out of Sandalwood HS in Jacksonville.	<table><tr><th>Year</th><th>GP/GS</th></tr><tr><td>2023</td><td>8/2</td></tr><tr><td>Career</td><td>11/2</td></tr></table>	Year	GP/GS	2023	8/2	Career	11/2													
Year	GP/GS																					
2023	8/2																					
Career	11/2																					
RT		77 BRYCE CABELDUE 6-6, 315, Jr., 2L	<ul style="list-style-type: none">Has started 33 consecutive games at right tackle, dating back to late in the 2020 season...Third-longest streak of starts on the roster heading into 2023 season...Was recruited to Kansas from Clovis HS in New Mexico.	<table><tr><th>Year</th><th>GP/GS</th></tr><tr><td>2023</td><td>8/8</td></tr><tr><td>Career</td><td>37/35</td></tr></table>	Year	GP/GS	2023	8/8	Career	37/35												
	Year	GP/GS																				
2023	8/8																					
Career	37/35																					
	71 JAMES LIVINGSTON 6-7, 305, RS-Fr., RS	<ul style="list-style-type: none">A 247 Sports 3-star recruit...Ranked as a 2-star recruit by Rivals.com...Prepped at Dexter High School for Coach Phil Jacobs...First-team all-state selection by the Detroit News as a senior...Named first-team all-state Division 2 by the Detroit Free-Press as a senior.	<table><tr><th>Year</th><th>GP/GS</th></tr><tr><td>2023</td><td>0/0</td></tr><tr><td>Career</td><td>1/0</td></tr></table>	Year	GP/GS	2023	0/0	Career	1/0													
Year	GP/GS																					
2023	0/0																					
Career	1/0																					
TE		89 MASON FAIRCHILD 6-5, 260, Sr., 4L	<ul style="list-style-type: none">Three-year starter at tight end...With 76 receptions, is now 5th in school history for receptions by a tight end...Nominated for the Allstate AFCA Good Works Team...Preseason All-Big 12 Third Team selection (Athlon, Phil Steele) and on the John Mackey Award Preseason Watch List.	<table><tr><th>Year</th><th>Rec.</th><th>Yds.</th><th>Avg.</th><th>TD</th><th>Long</th></tr><tr><td>2023</td><td>21</td><td>317</td><td>15.1</td><td>2</td><td>44</td></tr><tr><td>Career</td><td>76</td><td>977</td><td>12.9</td><td>9</td><td>48</td></tr></table>	Year	Rec.	Yds.	Avg.	TD	Long	2023	21	317	15.1	2	44	Career	76	977	12.9	9	48
	Year	Rec.	Yds.	Avg.	TD	Long																
	2023	21	317	15.1	2	44																
Career	76	977	12.9	9	48																	
	45 TREVOR KARDELL 6-5, 255, Jr., 2L	<ul style="list-style-type: none">Has appeared in 24 games over the past two seasons...Hauled in five receptions last season, including a career-best three for 44 yards and his first career touchdown against Duke.	<table><tr><th>Year</th><th>Rec.</th><th>Yds.</th><th>Avg.</th><th>TD</th><th>Long</th></tr><tr><td>2023</td><td>5</td><td>69</td><td>13.8</td><td>1</td><td>20</td></tr><tr><td>Career</td><td>15</td><td>220</td><td>14.7</td><td>2</td><td>44</td></tr></table>	Year	Rec.	Yds.	Avg.	TD	Long	2023	5	69	13.8	1	20	Career	15	220	14.7	2	44	
Year	Rec.	Yds.	Avg.	TD	Long																	
2023	5	69	13.8	1	20																	
Career	15	220	14.7	2	44																	
	47 JARED CASEY 6-0, 255, Jr., 2L	<ul style="list-style-type: none">Appeared in 13 games last season, making seven starts...Totaled 18 receptions for 224 yards and four touchdowns...Had a career-best four catches for 23 yards at Kansas State...In 2021, made the game-winning two-point conversion reception to defeat Texas, 57-56, in overtime.	<table><tr><th>Year</th><th>Rec.</th><th>Yds.</th><th>Avg.</th><th>TD</th><th>Long</th></tr><tr><td>2023</td><td>5</td><td>57</td><td>11.4</td><td>1</td><td>24</td></tr><tr><td>Career</td><td>31</td><td>382</td><td>12.3</td><td>7</td><td>66</td></tr></table>	Year	Rec.	Yds.	Avg.	TD	Long	2023	5	57	11.4	1	24	Career	31	382	12.3	7	66	
Year	Rec.	Yds.	Avg.	TD	Long																	
2023	5	57	11.4	1	24																	
Career	31	382	12.3	7	66																	
RB		4 DEVIN NEAL 5-11, 215, Jr., 2L	<ul style="list-style-type: none">Surpassed 2,000 career rushing yards vs. Illinois...Preseason All-Big 12 First Team selection...On the watch list for the Maxwell Award and Doak Walker Award...Two-time All-Big 12 selection...Only returning 1,000-yard rusher in the Big 12...KU's first 1,000-yard rusher since 2019, finishing with 1,090 yards in 2022.	<table><tr><th>Year</th><th>Att.</th><th>Yds.</th><th>Avg.</th><th>TD</th><th>Long</th></tr><tr><td>2023</td><td>115</td><td>771</td><td>6.7</td><td>7</td><td>75</td></tr><tr><td>Career</td><td>453</td><td>2,568</td><td>5.7</td><td>24</td><td>80</td></tr></table>	Year	Att.	Yds.	Avg.	TD	Long	2023	115	771	6.7	7	75	Career	453	2,568	5.7	24	80
	Year	Att.	Yds.	Avg.	TD	Long																
	2023	115	771	6.7	7	75																
Career	453	2,568	5.7	24	80																	
	20 DANIEL HISHAW JR. 5-10, 220, RS-So., 1L	<ul style="list-style-type: none">Named to the Doak Walker Award Watch List and College Football Comeback Player of the Year Watch List...Appeared in five games in 2022 before suffering a season-ending injury...Rushed for 262 yards and five touchdowns and added 95 yards and a receiving touchdown last season before injury.	<table><tr><th>Year</th><th>Att.</th><th>Yds.</th><th>Avg.</th><th>TD</th><th>Long</th></tr><tr><td>2023</td><td>80</td><td>488</td><td>6.1</td><td>8</td><td>29</td></tr><tr><td>Career</td><td>176</td><td>979</td><td>5.6</td><td>15</td><td>47</td></tr></table>	Year	Att.	Yds.	Avg.	TD	Long	2023	80	488	6.1	8	29	Career	176	979	5.6	15	47	
Year	Att.	Yds.	Avg.	TD	Long																	
2023	80	488	6.1	8	29																	
Career	176	979	5.6	15	47																	
	25 DYLAN MCDUFFIE 6-0, 215, RS-Sr., TR	<ul style="list-style-type: none">Rushed for 91 yards and two touchdowns vs. UCF...College football veteran, arrived in Lawrence after playing the 2022 season at Georgia Tech...Previously played four seasons at Buffalo, where he started his career under coach Lance Leipold...Rushed for 1,049 yards in 2021 at Buffalo.	<table><tr><th>Year</th><th>Att.</th><th>Yds.</th><th>Avg.</th><th>TD</th><th>Long</th></tr><tr><td>2023</td><td>33</td><td>180</td><td>5.5</td><td>3</td><td>36</td></tr><tr><td>Career</td><td>33</td><td>180</td><td>5.5</td><td>3</td><td>36</td></tr></table>	Year	Att.	Yds.	Avg.	TD	Long	2023	33	180	5.5	3	36	Career	33	180	5.5	3	36	
Year	Att.	Yds.	Avg.	TD	Long																	
2023	33	180	5.5	3	36																	
Career	33	180	5.5	3	36																	
QB		28 SEVION MORRISON 6-0, 215, Jr., 1L	<ul style="list-style-type: none">Rushed for 165 yards in 12 games last season, averaging 7.2 yards per carry with one touchdown...Transferred to Kansas from Nebraska, where he appeared in seven games, rushing 30 times for 116 yards and a touchdown...Rushed for a school-record 4,009 yards at Edison HS in Tulsa.	<table><tr><th>Year</th><th>Att.</th><th>Yds.</th><th>Avg.</th><th>TD</th><th>Long</th></tr><tr><td>2023</td><td>8</td><td>41</td><td>5.1</td><td>1</td><td>9</td></tr><tr><td>Career</td><td>31</td><td>206</td><td>6.6</td><td>2</td><td>40</td></tr></table>	Year	Att.	Yds.	Avg.	TD	Long	2023	8	41	5.1	1	9	Career	31	206	6.6	2	40
	Year	Att.	Yds.	Avg.	TD	Long																
	2023	8	41	5.1	1	9																
Career	31	206	6.6	2	40																	
	9 JASON BEAN 6-3, 205, RS-Sr., 2L	<ul style="list-style-type: none">Has started 17 at Kansas and surpassed 3,000 career passing yards vs. UCF...Tied for 8th in school history with 24 career touchdown passes...Threw for 200+ yards in five straight games in 2022, including two four-touchdown games...Began his career at North Texas for three seasons.	<table><tr><th>Year</th><th>Cmp</th><th>Att.</th><th>Pct.</th><th>Yds.</th><th>TD/Int.</th></tr><tr><td>2023</td><td>77</td><td>127</td><td>60.6</td><td>1,131</td><td>9/2</td></tr><tr><td>Career</td><td>266</td><td>445</td><td>59.8</td><td>3,663</td><td>29/12</td></tr></table>	Year	Cmp	Att.	Pct.	Yds.	TD/Int.	2023	77	127	60.6	1,131	9/2	Career	266	445	59.8	3,663	29/12	
Year	Cmp	Att.	Pct.	Yds.	TD/Int.																	
2023	77	127	60.6	1,131	9/2																	
Career	266	445	59.8	3,663	29/12																	
	6 JALON DANIELS 6-0, 220, Jr., 3L	<ul style="list-style-type: none">Preseason Big 12 Offensive Player of the Year...Named to watch lists for the Maswell Award, Davey O'Brien Award, Walker Camp Award, Manning Award, Wuerffel Trophy and Johnny Unitas Golden Arm Award...Had an electric start to the 2022 season, guiding KU to a 5-0 record before suffering an injury.	<table><tr><th>Year</th><th>Cmp</th><th>Att.</th><th>Pct.</th><th>Yds.</th><th>TD/Int.</th></tr><tr><td>2023</td><td>56</td><td>75</td><td>74.6</td><td>705</td><td>5/1</td></tr><tr><td>Career</td><td>365</td><td>574</td><td>63.6</td><td>4,297</td><td>31/12</td></tr></table>	Year	Cmp	Att.	Pct.	Yds.	TD/Int.	2023	56	75	74.6	705	5/1	Career	365	574	63.6	4,297	31/12	
Year	Cmp	Att.	Pct.	Yds.	TD/Int.																	
2023	56	75	74.6	705	5/1																	
Career	365	574	63.6	4,297	31/12																	
SL		11 LUKE GRIMM 6-0, 195, Jr., 2L	<ul style="list-style-type: none">Recorded his 100th career reception vs. Illinois, becoming the 16th player in program history with 100+ receptions...Led the Jayhawks with 52 receptions and ranked second on the team with 623 receiving yards in 2022...Ranked No. 8 in school history with 14 career touchdown receptions.	<table><tr><th>Year</th><th>Rec.</th><th>Yds.</th><th>Avg.</th><th>TD</th><th>Long</th></tr><tr><td>2023</td><td>20</td><td>263</td><td>13.2</td><td>3</td><td>48</td></tr><tr><td>Career</td><td>113</td><td>1,490</td><td>13.3</td><td>14</td><td>48</td></tr></table>	Year	Rec.	Yds.	Avg.	TD	Long	2023	20	263	13.2	3	48	Career	113	1,490	13.3	14	48
	Year	Rec.	Yds.	Avg.	TD	Long																
2023	20	263	13.2	3	48																	
Career	113	1,490	13.3	14	48																	
	5 DOUG EMILIEN 6-1, 190, RS-So., 1L	<ul style="list-style-type: none">Appeared in all 13 games at KU in 2022, making two receptions including a 10-yard touchdown in the AutoZone Liberty Bowl vs. Arkansas...Transferred to Kansas from Minnesota following his redshirt freshman campaign.	<table><tr><th>Year</th><th>Rec.</th><th>Yds.</th><th>Avg.</th><th>TD</th><th>Long</th></tr><tr><td>2023</td><td>4</td><td>36</td><td>9.0</td><td>0</td><td>15</td></tr><tr><td>Career</td><td>6</td><td>57</td><td>9.5</td><td>1</td><td>15</td></tr></table>	Year	Rec.	Yds.	Avg.	TD	Long	2023	4	36	9.0	0	15	Career	6	57	9.5	1	15	
Year	Rec.	Yds.	Avg.	TD	Long																	
2023	4	36	9.0	0	15																	
Career	6	57	9.5	1	15																	
X		2 LAWRENCE ARNOLD 6-3, 200, Jr., 2L	<ul style="list-style-type: none">Returning two-year starter and Preseason All-Big 12 Fourth Team selection (Athlon, Phil Steele)...Named to the Earl Campbell Tyler Rose Award Watch List...Led the Jayhawks with 716 receiving yards last season, averaging 16.3 yards per reception.	<table><tr><th>Year</th><th>Rec.</th><th>Yds.</th><th>Avg.</th><th>TD</th><th>Long</th></tr><tr><td>2023</td><td>28</td><td>403</td><td>14.4</td><td>1</td><td>52</td></tr><tr><td>Career</td><td>105</td><td>1,480</td><td>14.1</td><td>8</td><td>60</td></tr></table>	Year	Rec.	Yds.	Avg.	TD	Long	2023	28	403	14.4	1	52	Career	105	1,480	14.1	8	60
	Year	Rec.	Yds.	Avg.	TD	Long																
2023	28	403	14.4	1	52																	
Career	105	1,480	14.1	8	60																	
	3 TANAKA SCOTT 6-4, 210, RS-So., 1L	<ul style="list-style-type: none">Played in 12 games in 2022, making eight receptions for 109 yards...Has played in 14 games as a Jayhawk...Three-star recruit by Rivals and 247Sports coming out of Murphy HS in Mobile, Alabama.	<table><tr><th>Year</th><th>Rec.</th><th>Yds.</th><th>Avg.</th><th>TD</th><th>Long</th></tr><tr><td>2023</td><td>2</td><td>10</td><td>5.0</td><td>0</td><td>8</td></tr><tr><td>Career</td><td>10</td><td>119</td><td>11.9</td><td>0</td><td>52</td></tr></table>	Year	Rec.	Yds.	Avg.	TD	Long	2023	2	10	5.0	0	8	Career	10	119	11.9	0	52	
Year	Rec.	Yds.	Avg.	TD	Long																	
2023	2	10	5.0	0	8																	
Career	10	119	11.9	0	52																	
Z		0 QUENTIN SKINNER 6-5, 195, RS-So., 2L	<ul style="list-style-type: none">Breakthrough player in 2022, finishing fourth on the team with 26 receptions for 440 yards and five touchdowns...Had a career-high four receptions for 98 yards and two TDs vs. TCU...Played primarily special teams in 2021 after redshirting in 2020...Arrived at KU as a walk-on out of Claremore HS in Oklahoma.	<table><tr><th>Year</th><th>Rec.</th><th>Yds.</th><th>Avg.</th><th>TD</th><th>Long</th></tr><tr><td>2023</td><td>16</td><td>296</td><td>18.5</td><td>2</td><td>47</td></tr><tr><td>Career</td><td>42</td><td>736</td><td>17.5</td><td>7</td><td>56</td></tr></table>	Year	Rec.	Yds.	Avg.	TD	Long	2023	16	296	18.5	2	47	Career	42	736	17.5	7	56
	Year	Rec.	Yds.	Avg.	TD	Long																
2023	16	296	18.5	2	47																	
Career	42	736	17.5	7	56																	
	7 TREVOR WILSON 5-11, 200, RS-Jr., 2L	<ul style="list-style-type: none">Has scored a touchdown in three straight games, first a receiving TD at Texas followed by an 82-yard punt return against UCF and another receiving TD vs. OSU...Arrived in Lawrence before the 2021 season after spending two seasons at Buffalo under coach Lance Leipold...Hauled in a touchdown vs. Baylor in his first season at KU.	<table><tr><th>Year</th><th>Rec.</th><th>Yds.</th><th>Avg.</th><th>TD</th><th>Long</th></tr><tr><td>2023</td><td>10</td><td>172</td><td>17.2</td><td>2</td><td>58</td></tr><tr><td>Career</td><td>39</td><td>588</td><td>15.1</td><td>3</td><td>58</td></tr></table>	Year	Rec.	Yds.	Avg.	TD	Long	2023	10	172	17.2	2	58	Career	39	588	15.1	3	58	
Year	Rec.	Yds.	Avg.	TD	Long																	
2023	10	172	17.2	2	58																	
Career	39	588	15.1	3	58																	

DE		90 JEROME ROBINSON 6-3, 260, Jr., 3L	OR	<ul style="list-style-type: none">Appeared in all 13 games in 2022, finishing with a career-high 34 tackles, 8.5 tackles for loss and 3.0 sacks... Forced and recovered two fumbles...Finished the season with a career-best 6 tackles against Arkansas in the AutoZone Liberty Bowl...Three-star prospect out of Carver HS in Alabama.	<table><tr><th>Year</th><th>U-A-T</th><th>TFL-Yds.</th><th>Sk-Yds.</th><th>INT</th><th>PD</th><th>FF/R</th></tr><tr><td>2023</td><td>15-2-17</td><td>6-0-18</td><td>4-5-16</td><td>0</td><td>3</td><td>0/0</td></tr><tr><td>Career</td><td>46-22-68</td><td>19-0-60</td><td>8-5-42</td><td>0</td><td>3</td><td>3/2</td></tr></table>	Year	U-A-T	TFL-Yds.	Sk-Yds.	INT	PD	FF/R	2023	15-2-17	6-0-18	4-5-16	0	3	0/0	Career	46-22-68	19-0-60	8-5-42	0	3	3/2
	Year	U-A-T		TFL-Yds.	Sk-Yds.	INT	PD	FF/R																		
	2023	15-2-17		6-0-18	4-5-16	0	3	0/0																		
Career	46-22-68	19-0-60	8-5-42	0	3	3/2																				
	46 DAVION WESTMORELAND 6-3, 255, RS-So., RS	<ul style="list-style-type: none">Played in three games down the stretch of the 2022 season...Recorded one tackle at Baylor and another vs. Texas...Played two seasons at Hutchinson CC, earning second team all-conference honors.	<table><tr><th>Year</th><th>U-A-T</th><th>TFL-Yds.</th><th>Sk-Yds.</th><th>INT</th><th>PD</th><th>FF/R</th></tr><tr><td>2023</td><td>2-2-4</td><td>0-0-0</td><td>0-0-0</td><td>0</td><td>0</td><td>0/0</td></tr><tr><td>Career</td><td>3-3-6</td><td>0-0-0</td><td>0-0-0</td><td>0</td><td>0</td><td>0/0</td></tr></table>	Year	U-A-T	TFL-Yds.	Sk-Yds.	INT	PD	FF/R	2023	2-2-4	0-0-0	0-0-0	0	0	0/0	Career	3-3-6	0-0-0	0-0-0	0	0	0/0		
Year	U-A-T	TFL-Yds.	Sk-Yds.	INT	PD	FF/R																				
2023	2-2-4	0-0-0	0-0-0	0	0	0/0																				
Career	3-3-6	0-0-0	0-0-0	0	0	0/0																				
DT		13 DYLAN BROOKS 6-4, 240, RS-So., TR	OR	<ul style="list-style-type: none">Transferred to Kansas from Auburn, where he appeared in nine games during the 2022 season...Redshirted his first season at Auburn...Highly recruited out of Handley HS in Roanoke, Alabama...Rated the No. 1 prospect in Alabama by ESPN, No. 2 by 247Sports.	<table><tr><th>Year</th><th>U-A-T</th><th>TFL-Yds.</th><th>Sk-Yds.</th><th>INT</th><th>PD</th><th>FF/R</th></tr><tr><td>2023</td><td>2-2-4</td><td>1-0-4</td><td>0</td><td>0</td><td>0</td><td>0/0</td></tr><tr><td>Career</td><td>2-2-4</td><td>1-0-4</td><td>0</td><td>0</td><td>0</td><td>0/0</td></tr></table>	Year	U-A-T	TFL-Yds.	Sk-Yds.	INT	PD	FF/R	2023	2-2-4	1-0-4	0	0	0	0/0	Career	2-2-4	1-0-4	0	0	0	0/0
	Year	U-A-T		TFL-Yds.	Sk-Yds.	INT	PD	FF/R																		
	2023	2-2-4		1-0-4	0	0	0	0/0																		
Career	2-2-4	1-0-4	0	0	0	0/0																				
	92 TOMMY DUNN 6-3, 310, RS-So., 1L	<ul style="list-style-type: none">Made his first career start against Illinois...Saw reserve action in all 13 games during the 2022 season...Had a career-high 3 tackles and one-half sack at Oklahoma...Came to Kansas as a three-star prospect out of Naaman Forest HS in Garland, Texas.	<table><tr><th>Year</th><th>U-A-T</th><th>TFL-Yds.</th><th>Sk-Yds.</th><th>INT</th><th>PD</th><th>FF/R</th></tr><tr><td>2023</td><td>5-3-8</td><td>1-5-8</td><td>1-0-7</td><td>0</td><td>0</td><td>1/0</td></tr><tr><td>Career</td><td>12-5-17</td><td>3-0-11</td><td>1-5-9</td><td>0</td><td>0</td><td>1/0</td></tr></table>	Year	U-A-T	TFL-Yds.	Sk-Yds.	INT	PD	FF/R	2023	5-3-8	1-5-8	1-0-7	0	0	1/0	Career	12-5-17	3-0-11	1-5-9	0	0	1/0		
Year	U-A-T	TFL-Yds.	Sk-Yds.	INT	PD	FF/R																				
2023	5-3-8	1-5-8	1-0-7	0	0	1/0																				
Career	12-5-17	3-0-11	1-5-9	0	0	1/0																				
DT		52 DJ WITHERS 6-4, 310, RS-So., 1L	OR	<ul style="list-style-type: none">Recorded his first career takeaway with a fumble recovery vs. UCF...Appeared as a reserve in all 13 games in 2022...Recorded a season-best 3 tackles against Texas and had at least one tackle in four different games... Three-star recruit out of Joe T. Robinson HS in Little Rock, Arkansas	<table><tr><th>Year</th><th>U-A-T</th><th>TFL-Yds.</th><th>Sk-Yds.</th><th>INT</th><th>PD</th><th>FF/R</th></tr><tr><td>2023</td><td>2-1-3</td><td>1-0-2</td><td>0-0-0</td><td>0</td><td>0</td><td>0/1</td></tr><tr><td>Career</td><td>6-3-9</td><td>2-0-3</td><td>0-0-0</td><td>0</td><td>0</td><td>0/1</td></tr></table>	Year	U-A-T	TFL-Yds.	Sk-Yds.	INT	PD	FF/R	2023	2-1-3	1-0-2	0-0-0	0	0	0/1	Career	6-3-9	2-0-3	0-0-0	0	0	0/1
	Year	U-A-T		TFL-Yds.	Sk-Yds.	INT	PD	FF/R																		
	2023	2-1-3		1-0-2	0-0-0	0	0	0/1																		
Career	6-3-9	2-0-3	0-0-0	0	0	0/1																				
	97 KENEAN CALDWELL 6-3, 325, RS-So., 2L	<ul style="list-style-type: none">Redshirted in 2022 after playing in 16 games during his first two seasons at Kansas...Recorded 13 tackles in 2021...Came to KU as a three-star recruit and the No. 37 recruit in Louisiana, playing at Oak Grove HS.	<table><tr><th>Year</th><th>U-A-T</th><th>TFL-Yds.</th><th>Sk-Yds.</th><th>INT</th><th>PD</th><th>FF/R</th></tr><tr><td>2023</td><td>2-1-3</td><td>0-0</td><td>0-0</td><td>0</td><td>0</td><td>0/0</td></tr><tr><td>Career</td><td>9-7-16</td><td>0-0</td><td>0-0</td><td>0</td><td>0</td><td>0/0</td></tr></table>	Year	U-A-T	TFL-Yds.	Sk-Yds.	INT	PD	FF/R	2023	2-1-3	0-0	0-0	0	0	0/0	Career	9-7-16	0-0	0-0	0	0	0/0		
Year	U-A-T	TFL-Yds.	Sk-Yds.	INT	PD	FF/R																				
2023	2-1-3	0-0	0-0	0	0	0/0																				
Career	9-7-16	0-0	0-0	0	0	0/0																				
DT		40 DEVIN PHILLIPS 6-2, 315, RS-Sr., TR	OR	<ul style="list-style-type: none">Transferred to Kansas as a four-year starter at the FBS level while at Colorado State...Preseason All-Big 12 Fourth Team selection by Phil Steele...Totaled 33 tackles, including 4.0 tackles for loss and 2.5 sacks in 2022.	<table><tr><th>Year</th><th>U-A-T</th><th>TFL-Yds.</th><th>Sk-Yds.</th><th>INT</th><th>PD</th><th>FF/R</th></tr><tr><td>2023</td><td>7-1-8</td><td>0-0</td><td>0-0</td><td>0</td><td>0</td><td>0/0</td></tr><tr><td>Career</td><td>7-1-8</td><td>0-0</td><td>0-0</td><td>0</td><td>0</td><td>0/0</td></tr></table>	Year	U-A-T	TFL-Yds.	Sk-Yds.	INT	PD	FF/R	2023	7-1-8	0-0	0-0	0	0	0/0	Career	7-1-8	0-0	0-0	0	0	0/0
	Year	U-A-T		TFL-Yds.	Sk-Yds.	INT	PD	FF/R																		
	2023	7-1-8		0-0	0-0	0	0	0/0																		
Career	7-1-8	0-0	0-0	0	0	0/0																				
	7 GAGE KEYS 6-5, 290, RS-So., TR	<ul style="list-style-type: none">Joined the Jayhawks in spring 2023 following three seasons at Minnesota...Made his Minnesota debut last season, appearing in seven games and totaling five tackles and one QBH...Consensus three-start recruit out of Hilliard Davidson HS in Hilliard, Ohio.	<table><tr><th>Year</th><th>U-A-T</th><th>TFL-Yds.</th><th>Sk-Yds.</th><th>INT</th><th>PD</th><th>FF/R</th></tr><tr><td>2023</td><td>7-5-12</td><td>0-0-0</td><td>0-0-0</td><td>0</td><td>0</td><td>0/0</td></tr><tr><td>Career</td><td>7-5-12</td><td>0-0-0</td><td>0-0-0</td><td>0</td><td>0</td><td>0/0</td></tr></table>	Year	U-A-T	TFL-Yds.	Sk-Yds.	INT	PD	FF/R	2023	7-5-12	0-0-0	0-0-0	0	0	0/0	Career	7-5-12	0-0-0	0-0-0	0	0	0/0		
Year	U-A-T	TFL-Yds.	Sk-Yds.	INT	PD	FF/R																				
2023	7-5-12	0-0-0	0-0-0	0	0	0/0																				
Career	7-5-12	0-0-0	0-0-0	0	0	0/0																				
DE		9 AUSTIN BOOKER 6-6, 245, RS-So., TR	OR	<ul style="list-style-type: none">Arrived at Kansas in January after two seasons at Minnesota...Appeared in six games for the Gophers in 2022, totaling two tackles and 1.0 tackle for loss...Three-star recruit out of Center Grove HS in Greenwood, Indiana, where he was the No. 9 recruit in thestate by 247Sports.	<table><tr><th>Year</th><th>U-A-T</th><th>TFL-Yds.</th><th>Sk-Yds.</th><th>INT</th><th>PD</th><th>FF/R</th></tr><tr><td>2023</td><td>27-10-37</td><td>9-0-50</td><td>6-0-43</td><td>0</td><td>0</td><td>1/0</td></tr><tr><td>Career</td><td>27-10-37</td><td>9-0-50</td><td>6-0-43</td><td>0</td><td>0</td><td>1/0</td></tr></table>	Year	U-A-T	TFL-Yds.	Sk-Yds.	INT	PD	FF/R	2023	27-10-37	9-0-50	6-0-43	0	0	1/0	Career	27-10-37	9-0-50	6-0-43	0	0	1/0
	Year	U-A-T		TFL-Yds.	Sk-Yds.	INT	PD	FF/R																		
	2023	27-10-37		9-0-50	6-0-43	0	0	1/0																		
Career	27-10-37	9-0-50	6-0-43	0	0	1/0																				
	36 PATRICK JOYNER JR. 6-3, 255, RS-Sr., TR	<ul style="list-style-type: none">Graduate transfer who arrived in Lawrence after playing two seasons at Utah State and three at Miami (Fla.)...In 2022 at Utah State, totaled 31 tackles, including 3.0 tackles for loss, 1.0 sack and one pass breakup...Finished off his season with four tackles against Memphis in the ServPro First Responder Bowl.	<table><tr><th>Year</th><th>U-A-T</th><th>TFL-Yds.</th><th>Sk-Yds.</th><th>INT</th><th>PD</th><th>FF/R</th></tr><tr><td>2023</td><td>9-3-12</td><td>2-5-15</td><td>2-0-14</td><td>0</td><td>0</td><td>0/0</td></tr><tr><td>Career</td><td>9-3-12</td><td>2-5-15</td><td>2-0-14</td><td>0</td><td>0</td><td>0/0</td></tr></table>	Year	U-A-T	TFL-Yds.	Sk-Yds.	INT	PD	FF/R	2023	9-3-12	2-5-15	2-0-14	0	0	0/0	Career	9-3-12	2-5-15	2-0-14	0	0	0/0		
Year	U-A-T	TFL-Yds.	Sk-Yds.	INT	PD	FF/R																				
2023	9-3-12	2-5-15	2-0-14	0	0	0/0																				
Career	9-3-12	2-5-15	2-0-14	0	0	0/0																				
LB		37 HAYDEN HATCHER 6-3, 245, RS-Sr., 2L	OR	<ul style="list-style-type: none">One of the longest-tenured players on the roster, now in his fifth season at KU after starting his career at Iowa Western CC...Appeared in all 13 games during the 2022 season, including his first career start at Oklahoma...Had a career-high 4 tackles at Houston.	<table><tr><th>Year</th><th>U-A-T</th><th>TFL-Yds.</th><th>Sk-Yds.</th><th>INT</th><th>PD</th><th>FF/R</th></tr><tr><td>2023</td><td>4-11-15</td><td>3-0-5</td><td>0-5-1</td><td>0</td><td>0</td><td>0/0</td></tr><tr><td>Career</td><td>22-27-49</td><td>6-0-11</td><td>1-0-3</td><td>0</td><td>1</td><td>0/1</td></tr></table>	Year	U-A-T	TFL-Yds.	Sk-Yds.	INT	PD	FF/R	2023	4-11-15	3-0-5	0-5-1	0	0	0/0	Career	22-27-49	6-0-11	1-0-3	0	1	0/1
	Year	U-A-T		TFL-Yds.	Sk-Yds.	INT	PD	FF/R																		
	2023	4-11-15		3-0-5	0-5-1	0	0	0/0																		
Career	22-27-49	6-0-11	1-0-3	0	1	0/1																				
	15 CRAIG YOUNG 6-3, 225, RS-Sr., 1L	<ul style="list-style-type: none">Started 12 of 13 games in 2022, his first season at Kansas after transferring from Ohio State...Earned Preseason All-Big 12 Fourth Team honors from Phil Steele and Athlon Sports...Ranked third on the team with 4.5 sacks and second with 4.5 sacks as a junior...Three-star prospect out of Wayne HS in Fort Wayne, Indiana.	<table><tr><th>Year</th><th>U-A-T</th><th>TFL-Yds.</th><th>Sk-Yds.</th><th>INT</th><th>PD</th><th>FF/R</th></tr><tr><td>2023</td><td>21-6-26</td><td>1-0-1</td><td>1-0-1</td><td>0</td><td>1</td><td>0/0</td></tr><tr><td>Career</td><td>63-24-87</td><td>6-5-27</td><td>5-5-24</td><td>1</td><td>5</td><td>1/0</td></tr></table>	Year	U-A-T	TFL-Yds.	Sk-Yds.	INT	PD	FF/R	2023	21-6-26	1-0-1	1-0-1	0	1	0/0	Career	63-24-87	6-5-27	5-5-24	1	5	1/0		
Year	U-A-T	TFL-Yds.	Sk-Yds.	INT	PD	FF/R																				
2023	21-6-26	1-0-1	1-0-1	0	1	0/0																				
Career	63-24-87	6-5-27	5-5-24	1	5	1/0																				
LB		10 JAYSON GILLIOM 6-2, 220, RS-So., RS	OR	<ul style="list-style-type: none">Missed the 2022 season due to injury...Appeared in 12 games as a true freshman, making three starts... Had a career-best two tackles on four occasions...Composite three-star recruit by 247Sports and a top-20 recruit in Georgia coming out of North Gwinnett HS.	<table><tr><th>Year</th><th>U-A-T</th><th>TFL-Yds.</th><th>Sk-Yds.</th><th>INT</th><th>PD</th><th>FF/R</th></tr><tr><td>2023</td><td>6-3-9</td><td>1-0-6</td><td>1-0-6</td><td>0</td><td>0</td><td>0/0</td></tr><tr><td>Career</td><td>18-4-22</td><td>1-0-6</td><td>1-0-6</td><td>0</td><td>0</td><td>0/0</td></tr></table>	Year	U-A-T	TFL-Yds.	Sk-Yds.	INT	PD	FF/R	2023	6-3-9	1-0-6	1-0-6	0	0	0/0	Career	18-4-22	1-0-6	1-0-6	0	0	0/0
	Year	U-A-T		TFL-Yds.	Sk-Yds.	INT	PD	FF/R																		
	2023	6-3-9		1-0-6	1-0-6	0	0	0/0																		
Career	18-4-22	1-0-6	1-0-6	0	0	0/0																				
	30 RICH MILLER 6-1, 230, RS-Sr., 2L	<ul style="list-style-type: none">Two-year starter at Kansas after transferring from Buffalo, where he started his career under coach Lance Leipold...Preseason All-Big 12 Third Team selection by Athlon Sports...Earned Honorable Mention All-Big 12 in 2021...Ranked second on the team with 94 tackles (56 solo, 38 assist) in 2022.	<table><tr><th>Year</th><th>U-A-T</th><th>TFL-Yds.</th><th>Sk-Yds.</th><th>INT</th><th>PD</th><th>FF/R</th></tr><tr><td>2023</td><td>24-11-35</td><td>2-0-5</td><td>0-0</td><td>0</td><td>0</td><td>0/0</td></tr><tr><td>Career</td><td>137-71-208</td><td>9-5-37</td><td>2-5-18</td><td>1</td><td>3</td><td>1/1</td></tr></table>	Year	U-A-T	TFL-Yds.	Sk-Yds.	INT	PD	FF/R	2023	24-11-35	2-0-5	0-0	0	0	0/0	Career	137-71-208	9-5-37	2-5-18	1	3	1/1		
Year	U-A-T	TFL-Yds.	Sk-Yds.	INT	PD	FF/R																				
2023	24-11-35	2-0-5	0-0	0	0	0/0																				
Career	137-71-208	9-5-37	2-5-18	1	3	1/1																				
LB		44 CORNELL WHEELER 6-0, 230, Jr., 1L	OR	<ul style="list-style-type: none">Appeared in 19 games over his two seasons at Kansas, primarily on special teams...Transferred to KU from Michigan ahead of the 2021 season...Four-star prospect by Rivals and the No. 5 prospect in Michigan coming out of West Bloomfield HS.	<table><tr><th>Year</th><th>U-A-T</th><th>TFL-Yds.</th><th>Sk-Yds.</th><th>INT</th><th>PD</th><th>FF/R</th></tr><tr><td>2023</td><td>16-6-22</td><td>4-0-7</td><td>1-0-2</td><td>1-6</td><td>0</td><td>1/1</td></tr><tr><td>Career</td><td>16-7-23</td><td>2-0-7</td><td>1-0-2</td><td>1-6</td><td>0</td><td>1/1</td></tr></table>	Year	U-A-T	TFL-Yds.	Sk-Yds.	INT	PD	FF/R	2023	16-6-22	4-0-7	1-0-2	1-6	0	1/1	Career	16-7-23	2-0-7	1-0-2	1-6	0	1/1
	Year	U-A-T		TFL-Yds.	Sk-Yds.	INT	PD	FF/R																		
	2023	16-6-22		4-0-7	1-0-2	1-6	0	1/1																		
Career	16-7-23	2-0-7	1-0-2	1-6	0	1/1																				
	28 JB BROWN 6-2, 230, Jr., TR	<ul style="list-style-type: none">Transferred to Kansas after three seasons at Bowling Green...Appeared in all 30 games at BGSU over the past three seasons...Ranked fifth on the team with 53 tackles in 2022, including 4.5 tackles for loss and 1.5 sacks...Recruited to BGSU out of Har-Ber HS in Hughes, Arkansas.	<table><tr><th>Year</th><th>U-A-T</th><th>TFL-Yds.</th><th>Sk-Yds.</th><th>INT</th><th>PD</th><th>FF/R</th></tr><tr><td>2023</td><td>26-13-39</td><td>5-0-32</td><td>2-0-16</td><td>0</td><td>1</td><td>2/1</td></tr><tr><td>Career</td><td>26-13-39</td><td>5-0-32</td><td>2-0-16</td><td>0</td><td>1</td><td>2/1</td></tr></table>	Year	U-A-T	TFL-Yds.	Sk-Yds.	INT	PD	FF/R	2023	26-13-39	5-0-32	2-0-16	0	1	2/1	Career	26-13-39	5-0-32	2-0-16	0	1	2/1		
Year	U-A-T	TFL-Yds.	Sk-Yds.	INT	PD	FF/R																				
2023	26-13-39	5-0-32	2-0-16	0	1	2/1																				
Career	26-13-39	5-0-32	2-0-16	0	1	2/1																				
CB		6 TAIWAN BERRYHILL JR. 6-2, 230, Jr., 2L	OR	<ul style="list-style-type: none">Started all 13 games at linebacker in 2022...Ranked ninth on the team in tackles, totaling 46 (28 solo, 18 assist) on the year...Added 6.0 tackles for loss and 2.0 sacks...Has appeared in 30 consecutive games... Three-star recruit by all outlets coming out of St. Augustine HS in New Orleans.	<table><tr><th>Year</th><th>U-A-T</th><th>TFL-Yds.</th><th>Sk-Yds.</th><th>INT</th><th>PD</th><th>FF/R</th></tr><tr><td>2023</td><td>17-6-21</td><td>2-0-9</td><td>1-0-8</td><td>0</td><td>0</td><td>0/0</td></tr><tr><td>Career</td><td>62-43-105</td><td>8-0-31</td><td>3-0-21</td><td>0</td><td>1</td><td>0/0</td></tr></table>	Year	U-A-T	TFL-Yds.	Sk-Yds.	INT	PD	FF/R	2023	17-6-21	2-0-9	1-0-8	0	0	0/0	Career	62-43-105	8-0-31	3-0-21	0	1	0/0
	Year	U-A-T		TFL-Yds.	Sk-Yds.	INT	PD	FF/R																		
	2023	17-6-21		2-0-9	1-0-8	0	0	0/0																		
Career	62-43-105	8-0-31	3-0-21	0	1	0/0																				
	2 COBEE BRYANT 6-0, 170, Jr., 2L	<ul style="list-style-type: none">Scored his fourth career touchdown in KU's victory over BYU...Has scored on two interception returns, one fumble recovery return and one blocked field goal return...All-Big 12 First Team selection in 2022...Named to 2023 Watch Lists for Bronko Nagurski Trophy, Lott IMPACT Award, Chuck Bednarik Award and Jim Thorpe Award...Two-time Big 12 Defensive Player of the Week, most recently Sept. 25, 2023	<table><tr><th>Year</th><th>U-A-T</th><th>TFL-Yds.</th><th>Sk-Yds.</th><th>INT</th><th>PD</th><th>FF/R</th></tr><tr><td>2023</td><td>20-1-21</td><td>2-0-16</td><td>0-0</td><td>2</td><td>2</td><td>1/1</td></tr><tr><td>Career</td><td>71-9-80</td><td>3-5-18</td><td>0-0</td><td>7</td><td>12</td><td>1/2</td></tr></table>	Year	U-A-T	TFL-Yds.	Sk-Yds.	INT	PD	FF/R	2023	20-1-21	2-0-16	0-0	2	2	1/1	Career	71-9-80	3-5-18	0-0	7	12	1/2		
Year	U-A-T	TFL-Yds.	Sk-Yds.	INT	PD	FF/R																				
2023	20-1-21	2-0-16	0-0	2	2	1/1																				
Career	71-9-80	3-5-18	0-0	7	12	1/2																				
S		18 KALON GERVIN 5-11, 195, RS-Sr., 1L	OR	<ul style="list-style-type: none">Saw action in all 13 games for KU in 2022, his first season with the Jayhawks after transferring in from Michigan State...Ranked fourth on the team with four passes defended while adding 21 tackles and 1.0 tackle for loss.	<table><tr><th>Year</th><th>U-A-T</th><th>TFL-Yds.</th><th>Sk-Yds.</th><th>INT</th><th>PD</th><th>FF/R</th></tr><tr><td>2023</td><td>5-1-6</td><td>0-0</td><td>0-0</td><td>0</td><td>3</td><td>0/0</td></tr><tr><td>Career</td><td>22-5-27</td><td>1-0-1</td><td>0-0-0</td><td>0</td><td>7</td><td>0/0</td></tr></table>	Year	U-A-T	TFL-Yds.	Sk-Yds.	INT	PD	FF/R	2023	5-1-6	0-0	0-0	0	3	0/0	Career	22-5-27	1-0-1	0-0-0	0	7	0/0
	Year	U-A-T		TFL-Yds.	Sk-Yds.	INT	PD	FF/R																		
	2023	5-1-6		0-0	0-0	0	3	0/0																		
Career	22-5-27	1-0-1	0-0-0	0	7	0/0																				
	4 MARVIN GRANT 6-2, 210, RS-Jr., 1L	<ul style="list-style-type: none">Appeared in all 13 games during the 2022 season, his first at KU after transferring in from Purdue...Ranked sixth on the team with 52 tackles (34 solo, 18 assist)...Four-star recruit by all outlets out of Martin Luther King HS in Detroit.	<table><tr><th>Year</th><th>U-A-T</th><th>TFL-Yds.</th><th>Sk-Yds.</th><th>INT</th><th>PD</th><th>FF/R</th></tr><tr><td>2023</td><td>20-11-31</td><td>3-0-3</td><td>0-0-0</td><td>0</td><td>1</td><td>1/0</td></tr><tr><td>Career</td><td>54-28-82</td><td>5-0-5</td><td>0-0-0</td><td>0</td><td>2</td><td>2/0</td></tr></table>	Year	U-A-T	TFL-Yds.	Sk-Yds.	INT	PD	FF/R	2023	20-11-31	3-0-3	0-0-0	0	1	1/0	Career	54-28-82	5-0-5	0-0-0	0	2	2/0		
Year	U-A-T	TFL-Yds.	Sk-Yds.	INT	PD	FF/R																				
2023	20-11-31	3-0-3	0-0-0	0	1	1/0																				
Career	54-28-82	5-0-5	0-0-0	0	2	2/0																				
S		5 O.J. BURROUGHS 5-10, 185, Jr., 2L	OR	<ul style="list-style-type: none">Started all 13 games at safety in 2022...Finished the season with a career-high 8 tackles and an interception against Arkansas in the AutoZone Liberty Bowl, earning the Outstanding Defensive Player honor...Three-star recruit out of IMG Academy and Savannah, Georgia.	<table><tr><th>Year</th><th>U-A-T</th><th>TFL-Yds.</th><th>Sk-Yds.</th><th>INT</th><th>PD</th><th>FF/R</th></tr><tr><td>2023</td><td>32-6-38</td><td>1-5-3</td><td>0-0-0</td><td>0</td><td>2</td><td>0/0</td></tr><tr><td>Career</td><td>92-21-113</td><td>2-0-4</td><td>0-0-0</td><td>3</td><td>10</td><td>2/0</td></tr></table>	Year	U-A-T	TFL-Yds.	Sk-Yds.	INT	PD	FF/R	2023	32-6-38	1-5-3	0-0-0	0	2	0/0	Career	92-21-113	2-0-4	0-0-0	3	10	2/0
	Year	U-A-T		TFL-Yds.	Sk-Yds.	INT	PD	FF/R																		
	2023	32-6-38		1-5-3	0-0-0	0	2	0/0																		
Career	92-21-113	2-0-4	0-0-0	3	10	2/0																				
	1 KENNY LOGAN JR. 6-0, 210, Sr., 4L	<ul style="list-style-type: none">Scored his second career touchdown against BYU, an interception return for a score...Most veteran member on the 2023 Kansas Football team...Has led KU in tackles in each of the past three season, including back-to-back 100+ tackle seasons...On preseason watch list for the Paul Hornung Award for the third-straight season.	<table><tr><th>Year</th><th>U-A-T</th><th>TFL-Yds.</th><th>Sk-Yds.</th><th>INT</th><th>PD</th><th>FF/R</th></tr><tr><td>2023</td><td>34-21-55</td><td>6-0-15</td><td>0-0-0</td><td>1</td><td>3</td><td>1/0</td></tr><tr><td>Career</td><td>236-110-346</td><td>12-5-34</td><td>1-0-6</td><td>6</td><td>20</td><td>5/2</td></tr></table>	Year	U-A-T	TFL-Yds.	Sk-Yds.	INT	PD	FF/R	2023	34-21-55	6-0-15	0-0-0	1	3	1/0	Career	236-110-346	12-5-34	1-0-6	6	20	5/2		
Year	U-A-T	TFL-Yds.	Sk-Yds.	INT	PD	FF/R																				
2023	34-21-55	6-0-15	0-0-0	1	3	1/0																				
Career	236-110-346	12-5-34	1-0-6	6	20	5/2																				
CB		14 JALEN DYE 6-0, 195, RS-So., RS	OR	<ul style="list-style-type: none">Redshirted his first season at Kansas after transferring in from Palomar College, where he earned all-conference honors...Son of former Major League Baseball player Jermaine Dye, who played five seasons with the Kansas City Royals.	<table><tr><th>Year</th><th>U-A-T</th><th>TFL-Yds.</th><th>Sk-Yds.</th><th>INT</th><th>PD</th><th>FF/R</th></tr><tr><td>2023</td><td>0-0-0</td><td>0-0-0</td><td>0</td><td>0</td><td>1</td><td>0/0</td></tr><tr><td>Career</td><td>0-0-0</td><td>0-0-0</td><td>0</td><td>0</td><td>1</td><td>0/0</td></tr></table>	Year	U-A-T	TFL-Yds.	Sk-Yds.	INT	PD	FF/R	2023	0-0-0	0-0-0	0	0	1	0/0	Career	0-0-0	0-0-0	0	0	1	0/0
	Year	U-A-T		TFL-Yds.	Sk-Yds.	INT	PD	FF/R																		
	2023	0-0-0		0-0-0	0	0	1	0/0																		
Career	0-0-0	0-0-0	0	0	1	0/0																				
	3 MELLO DOTSON 6-1, 190, Jr., 2L	<ul style="list-style-type: none">Started all 13 games at cornerback in 2022 and has started 15 consecutive games...Ranked fifth on the team with 54 tackles (41 solo, 13 assist) in 2022 and was tied for second with two interceptions...Three-star prospect our of Mainland HS in Daytona Beach, Florida.	<table><tr><th>Year</th><th>U-A-T</th><th>TFL-Yds.</th><th>Sk-Yds.</th><th>INT</th><th>PD</th><th>FF/R</th></tr><tr><td>2023</td><td>22-4-26</td><td>2-0-6</td><td>0-0-0</td><td>1</td><td>7</td><td>0/0</td></tr><tr><td>Career</td><td>85-21-106</td><td>3-0-8</td><td>0-0-0</td><td>4</td><td>16</td><td>1/1</td></tr></table>	Year	U-A-T	TFL-Yds.	Sk-Yds.	INT	PD	FF/R	2023	22-4-26	2-0-6	0-0-0	1	7	0/0	Career	85-21-106	3-0-8	0-0-0	4	16	1/1		
Year	U-A-T	TFL-Yds.	Sk-Yds.	INT	PD	FF/R																				
2023	22-4-26	2-0-6	0-0-0	1	7	0/0																				
Career	85-21-106	3-0-8	0-0-0	4	16	1/1																				
CB		8 KWINTON LASSITER 5-11, 190, Sr., 2L	OR	<ul style="list-style-type: none">Appeared in all 13 games in 2022, primarily on special teams...Played two seasons at Butler CC...Son of the late Kwamie Lassiter, who played at KU from 1992-94 before a lengthy NFL career...Brother Kwamie Lassiter II played at KU from 2016-21 and currently plays for the NFL's Cincinnati Bengals.	<table><tr><th>Year</th><th>U-A-T</th><th>TFL-Yds.</th><th>Sk-Yds.</th><th>INT</th><th>PD</th><th>FF/R</th></tr><tr><td>2023</td><td>6-4-10</td><td>0-5-2</td><td>0-0-0</td><td>2</td><td>1</td><td>0/0</td></tr><tr><td>Career</td><td>11-4-15</td><td>0-5-2</td><td>0-0-0</td><td>2</td><td>1</td><td>0/0</td></tr></table>	Year	U-A-T	TFL-Yds.	Sk-Yds.	INT	PD	FF/R	2023	6-4-10	0-5-2	0-0-0	2	1	0/0	Career	11-4-15	0-5-2	0-0-0	2	1	0/0
	Year	U-A-T		TFL-Yds.	Sk-Yds.	INT	PD	FF/R																		
	2023	6-4-10		0-5-2	0-0-0	2	1	0/0																		
Career	11-4-15	0-5-2	0-0-0	2	1	0/0																				



0

QUENTIN SKINNER
 Wide Receiver | 6'5" | 195 | 2L | Jr.
 Claremore, Okla. | Claremore HS

Notables:

- Recorded two catches, both touchdowns, for 91 yards at Oklahoma State (10-14-23)
- Matched his career-high with four receptions at Nevada (9-16-23)
- Hauled in two touchdowns on four receptions against TCU (10-8-22)

Career Receiving Stats

Date	Opponent	No.	Yds.	TD	Avg.
9-2-22	Tennessee Tech	1	56	0	56.0
9-10-22	at West Virginia	3	50	1	16.7
9-17-22	at Houston	1	-1	0	-1.0
9-24-22	Duke	2	19	0	9.5
10-1-22	Iowa State	1	10	0	10.0
10-8-22	TCU	4	98	2	24.5
10-15-22	at Oklahoma	1	7	0	7.0
10-22-22	at Baylor	4	66	1	16.5
11-5-22	Oklahoma State	1	4	0	4.0
11-12-22	at Texas Tech	3	29	1	9.7
11-19-22	Texas	4	98	0	24.5
12-28-22	vs. Arkansas	1	4	0	4.0
2022		26	440	5	16.9
9-1-23	Missouri State	4	77	0	19.3
9-8-23	Illinois	2	24	0	12.0
9-16-23	at Nevada	4	50	0	12.5
9-23-23	BYU	2	22	0	11.0
10-14-23	at Oklahoma State	2	91	2	45.5
10-28-23	Oklahoma	2	32	0	16.0
2023		16	296	2	18.5
Career		42	736	7	17.5

Career Highs: Receptions - 4 (Five Times, MR at Nevada, 9-16-23), Yards - 98 (Two Times, MR vs. Texas, 11-19-22), Touchdowns - 2 (Two Times, MR at Oklahoma State, 10-14-23)

Career Rushing Stats

Date	Opponent	No.	Yds.	TD	Avg.
9-17-22	at Houston	1	18	0	18.0
10-8-22	TCU	1	8	0	8.0
10-15-22	at Oklahoma	1	20	0	20.0
2022		3	46	0	15.3
9-8-23	Illinois	1	2	0	2.0
Career		4	48	0	12.0

Career Highs: Rushes - 2 (at Oklahoma, 11-7-20), Yards - 12 (at Oklahoma, 11-7-20)





1

KENNY LOGAN JR.
 Safety | 6'0" | 210 | 4L | Sr.
 St. Augustine, Fla. | Menendez HS

Notables:

- Returned his first kickoff of 2023 for 43 yards vs. UCF (10-7-23)
- Recorded 2.5 tackles for loss at Nevada (9-16-23), a new career-high
- No. 7 among active FBS players for career tackles (346) and second among active players for solo tackles (236). Both marks are tops among active FBS safeties
- Preseason All-Big 12 selection by Phil Steele and Athlon Sports...Named to the Paul Hornung Award Watch List
- KU's leading tackler in each of the past three seasons, with 100+ tackles each during the 2021 and 2022 seasons

Career Defensive Stats

Date	Opponent	UA-At-TT	TFL	Sack	Int.	PD	FF/R
9-13-19	at Boston College	3-0-3	0-0	0-0	0	0	0/0
10-26-19	Texas Tech	2-1-3	0-0	0-0	0	0	0/0
11-2-19	K-State	2-1-3	0-0	0-0	0	0	0/0
11-16-19	at Oklahoma State	1-1-2	0-0	0-0	0	0	0/0
11-23-19	at Iowa State	1-0-1	0-0	0-0	0	0	0/0
11-30-19	Baylor	2-0-2	0-0	0-0	0	0	0/0
2019		11-3-14	0-0	0-0	0	0	0/0
9-12-20	Coastal Carolina	6-1-7	0-0	0-0	0	0	0/0
9-26-20	at Baylor	4-3-7	1.0-6	1.0-6	0	0	1/0
10-3-20	Oklahoma State	8-4-12	0-0	0-0	0	1	0/0
10-17-20	at West Virginia	5-3-8	0-0	0-0	0	1	0/0
10-24-20	at Kansas State	6-0-6	0-0	0-0	0	0	0/0
10-31-20	Iowa State	3-0-3	0-0	0-0	1	1	0/0
11-7-20	at Oklahoma State	3-4-7	0-0	0-0	1	0	0/0
11-28-20	TCU	3-2-5	0-0	0-0	0	0	0/0
12-5-20	at Texas Tech	2-1-3	0-0	0-0	0	0	0/0
2020		40-18-58	1.0-6	1.0-6	2	3	1/0
9-3-21	South Dakota	4-3-7	0-0	0-0	0	1	0/0
9-10-21	at Coastal Carolina	3-6-9	0-0	0-0	0	2	0/0
9-18-21	Baylor	7-2-9	0-0	0-0	0	1	1/1
9-25-21	at Duke	9-3-12	0-0	0-0	0	0	1/0
10-2-21	at Iowa State	1-1-2	0-0	0-0	0	0	0/0
10-16-21	Texas Tech	6-0-6	0-0	0-0	1	1	0/0
10-23-21	Oklahoma	10-4-14	0-0	0-0	0	0	0/0
10-30-21	at Oklahoma State	5-2-7	1.0-1	0-0	0	0	0/0
11-6-21	Kansas State	5-2-7	0-0	0-0	0	0	0/0
11-13-21	at Texas	11-0-11	0-0	0-0	0	1	0/0
11-20-21	at TCU	8-7-15	2.0-8	0-0	0	0	0/0
11-27-21	West Virginia	10-4-14	1.0-1	0-0	0	0	0/0
2021		79-34-113	4.0-10	0.0	1	6	2/1
9-2-22	Tennessee Tech	4-0-4	0-0	0-0	0	0	0/0
9-10-22	at West Virginia	3-7-10	0-0	0-0	0	0	0/0
9-17-22	at Houston	3-2-5	0-0	0-0	1	0	0/0
9-24-22	Duke	3-1-4	0-0	0-0	0	1	0/0
10-1-22	Iowa State	4-0-4	0-0	0-0	0	1	0/0
10-8-22	TCU	8-4-12	0-0	0-0	0	0	1/1
10-15-22	at Oklahoma	7-7-14	1.0-2	0-0	1	0	0/0
10-22-22	at Baylor	5-3-8	0-0	0-0	0	0	0/0
11-5-22	Oklahoma State	6-2-8	0-0	0-0	0	0	0/0
11-12-22	at Texas Tech	8-3-11	0-0	0-0	0	0	0/0
11-19-22	Texas	9-1-10	0-0	0-0	0	0	0/0
11-26-22	at Kansas State	5-1-6	0.5-1	0-0	0	1	0/0
12-28-22	vs. Arkansas	7-3-10	0-0	0-0	0	1	0/0
2022		72-34-106	1.5-3	0-0	2	5	1/1
9-1-23	Missouri State	1-1-2	0.5-1	0-0	0	0	0/0
9-8-23	Illinois	3-5-8	0.5-0	0-0	0	0	0/0
9-16-23	at Nevada	6-3-9	2.5-7	0-0	0	0	1/0
9-23-23	BYU	3-1-4	0-0	0-0	1	2	0/0
9-30-23	at Texas	6-2-8	1.0-4	0-0	0	0	0/0
10-7-23	UCF	6-1-7	0-0	0-0	0	0	0/0
10-14-23	at Oklahoma State	3-4-7	1.5-3	0-0	0	1	0/0
10-28-23	Oklahoma	6-4-10	0-0	0-0	0	0	0/0
2023		34-21-55	6.0-15	0-0	1	3	1/0
Career		236-110-346	11.5-30	1.0-6	6	17	5/2

Career Highs: Tackles - 15 (at TCU, 11-20-21), Tackles for Loss - 2.5 (at Nevada, 9-16-23), Sacks - 1.0 (vs. Oklahoma State, 10-3-20), Pass Deflections - 2

(Two Times, MR vs. BYU, 9-23-23), Forced Fumbles - 1 (Five Times, MR at Nevada, 9-16-23), Fumble recoveries - 1 (Two Times, MR vs. TCU, 10-8-22) Interceptions - 1 (Six Times, MR vs. BYU, 9-23-23)

Career Kick Return Stats

Date	Opponent	No.	Yds.	TD	Avg.
8-31-19	Indiana State	1	16	0	16.0
9-28-19	at TCU	3	40	0	13.3
10-5-19	Oklahoma	1	24	0	24.0
11-30-19	Baylor	4	70	0	17.5
2019		9	150	0	16.7
9-12-20	Coastal Carolina	1	24	0	24.0
9-31-20	Iowa State	2	124	1	62.0
11-7-20	at Oklahoma	5	118	0	23.6
11-28-20	TCU	4	65	0	16.0
12-5-20	at Texas Tech	1	15	0	15.0
2020		13	345	1	26.5
9-3-21	South Dakota	1	83	0	83.0
9-10-21	at Coastal Carolina	3	76	0	25.3
9-25-21	at Duke	4	72	0	18.2
10-23-21	Oklahoma	1	20	0	20.0
10-30-21	at Oklahoma State	1	18	0	18.0
11-6-21	Kansas State	2	43	0	21.5
11-20-21	at TCU	1	25	0	25.0
2021		13	337	0	25.9
9-2-22	Tennessee Tech	1	38	0	38.0
9-10-22	at West Virginia	2	30	0	15.0
10-8-22	TCU	1	21	0	21.0
10-15-22	at Oklahoma	1	31	0	31.0
11-5-22	Oklahoma State	1	15	0	15.0
11-12-22	at Texas Tech	2	36	0	18.0
11-19-22	Texas	4	66	0	16.5
2022		12	237	0	19.8
10-7-23	UCF	1	43	0	43.0
10-28-23	Oklahoma	3	68	0	22.7
2023		4	111	0	27.75
Career		53	1,262	1	23.8

Career Highs: Kick Returns - 5 (at Oklahoma, 11-7-20), Yards - 124 (vs. Iowa State, 10-31-20), Touchdowns - 1 (vs. Iowa State, 10-31-20), Long - 100 (vs. Iowa State, 10-31-20).

Career Punt Return Stats

Date	Opponent	No.	Yds.	TD	Avg.
10-19-19	at Texas	1	14	0	14.0
11-16-19	at Oklahoma State	2	6	0	3.0
11-23-19	at Iowa State	1	8	0	8.0
11-30-19	Baylor	1	0	0	0.0
Career		5	28	0	5.6

Career Highs: Punt Returns - 2 (at Oklahoma State, 11-16-19), Yards - 14 (at Texas, 10-19-19)





2

LAWRENCE ARNOLD

Wide Receiver | 6'3" | 200 | 3L | Jr.
DeSoto, Texas | DeSoto HS

Notables:

- Caught his first TD of 2023 vs. UCF (10-7-23)
- Leads the team with 28 receptions for 403 yards this season
- Preseason All-Big 12 Fourth Team selection by Phil Steele and Athlon
- Set new career-highs for receptions (eight) and yards (119) vs. Arkansas in the 2022 Autozone Liberty Bowl

Career Receiving Stats

Date	Opponent	No.	Yds.	TD	Avg.
9-12-20	Coastal Carolina	2	18	0	9.0
9-26-20	at Baylor	1	7	0	7.0
10-3-20	Oklahoma State	3	20	0	6.7
2020		6	45	0	7.5
9-3-21	South Dakota	3	33	2	11.0
9-10-21	at Coastal Carolina	1	37	0	37.0
9-25-21	at Duke	8	65	0	8.5
10-16-21	Texas Tech	1	16	1	16.0
10-23-21	Oklahoma	4	73	0	18.3
10-30-21	at Oklahoma State	1	14	0	14.0
11-6-21	Kansas State	3	21	0	7.0
11-13-21	at Texas	4	30	0	7.5
11-20-21	at TCU	1	14	0	14.0
2021		26	303	3	10.9
9-2-22	Tennessee Tech	4	56	0	14.0
9-10-22	at West Virginia	3	30	0	10.0
9-17-22	at Houston	3	24	0	8.0
9-24-22	Duke	4	84	1	21.0
10-8-22	TCU	3	41	0	13.7
10-15-22	at Oklahoma	5	113	2	22.6
10-22-22	at Baylor	3	53	0	17.7
11-5-22	Oklahoma State	2	18	1	9.0
11-12-22	at Texas Tech	4	110	0	27.5
11-19-22	Texas	1	42	0	42.0
11-26-22	at Kansas State	4	26	0	6.5
12-28-22	vs. Arkansas	8	119	0	14.9
2022		44	716	4	16.6
9-1-23	Missouri State	4	77	0	19.3
9-8-23	Illinois	5	89	0	17.8
9-16-23	at Nevada	5	46	0	9.2
9-23-23	BYU	4	34	0	8.5
9-30-23	at Texas	1	5	0	5.0
10-7-23	UCF	1	5	1	5.0
10-14-23	at Oklahoma State	5	68	0	13.6
10-28-23	Oklahoma	3	79	0	26.3
2023		28	403	1	14.4
Career		105	1,480	8	14.1

Career Highs: Receptions - 8 (Two Times, MR vs. Arkansas, 12-28-22), Yards - 119 (vs. Arkansas, 12-28-22), Long - 60 (at Texas Tech, 11-12-22), Touchdowns - 2 (Two Times, MR at Oklahoma, 10-16-22)



2

COBEE BRYANT
 Cornerback | 6'0" | 175 | 2L | Jr.
 Evergreen, Ala. | Hillcrest HS

Notables:


- Recorded a career-high seven tackles vs. UCF (10-7-23)
- Named Big 12 Defensive Player of the Week on Sept. 25 after returning a fumble for a touchdown and recording an interception against BYU
- Preseason All-Big 12 First Team by Phil Steele and Athlon
- 2022 All-Big 12 First Team (Coaches) and All-Big 12 Second Team (AP)

Career Defensive Stats

Date	Opponent	UA-At-TTd	TFL	Sack	Int.	PD	FF/R
9-10-21	at Coastal Carolina	2-0-2	0-0	0-0	0	0	0/0
9-18-21	Baylor	3-1-4	0-0	0-0	0	0	0/0
10-2-21	at Iowa State	5-0-5	1.0-0	0-0	0	0	0/0
10-16-21	Texas Tech	3-1-4	0-0	0-0	0	0	0/0
10-23-21	Oklahoma	1-0-1	0-0	0-0	0	0	0/0
11-6-21	Kansas State	1-0-1	0-0	0-0	0	0	0/0
11-13-21	at Texas	3-1-4	0-0	0-0	1	1	0/0
11-20-21	at TCU	1-0-1	0-0	0-0	1	0	0/0
2021		19-3-22	1.0-0	0-0	2	1	0/0
9-10-22	at West Virginia	3-1-4	0-0	0-0	1	1	0/0
9-17-22	at Houston	3-0-3	0-0	0-0	0	0	0/0
9-24-22	Duke	4-0-4	0-0	0-0	0	0	0/0
10-1-22	Iowa State	5-1-6	0-0	0-0	1	1	0/0
10-8-22	TCU	1-0-1	0-0	0-0	0	1	0/0
10-15-22	at Oklahoma	3-1-4	0-0	0-0	0	0	0/0
11-5-22	Oklahoma State	4-2-6	0.5-1	0-0	1	2	0/0
11-12-22	at Texas Tech	3-0-3	0-0	0-0	0	3	0/0
11-19-22	Texas	1-0-1	0-0	0-0	0	0	0/0
11-26-22	at Kansas State	1-0-1	0-0	0-0	0	0	0/0
12-18-22	vs. Arkansas	3-1-4	0-0	0-0	0	1	0/1
2022		32-6-38	0.5-1	0-0	3	9	0/1
9-1-23	Missouri State	2-0-2	1.0-5	0-0	1	0	0/0
9-8-23	Illinois	2-1-3	0-0	0-0	0	1	0/0
9-23-23	BYU	3-0-3	1.0-11	0-0	1	0	1/1
9-30-23	at Texas	5-0-5	0-0	0-0	0	0	0/0
10-7-23	UCF	7-0-7	0-0	0-0	0	0	0/0
10-14-23	at Oklahoma State	1-0-1	0-0	0-0	0	1	0/0
2023		20-1-21	2.0-16	0-0	2	2	1/1
Career		71-9-80	3.5-17	0-0	7	12	1/2

Career Highs: Tackles - 7 (vs. UCF, 10-7-23), Tackles for loss - 1 (Two Times, MR vs. BYU, 9-23-23), Interceptions - 1 (Seven Times, MR vs. BYU, 9-23-23), Pass Deflections - 3 (at Texas Tech, 11-12-22).





3

MELLO DOTSON
 Cornerback | 6'1" | 185 | 2L | Jr.
 Daytona Beach, Fla. | Mainland HS

Notables:

- Hauled in his second interception of 2023 for a touchdown vs. Oklahoma (10-28-23) and ranks 12th in the nation with 10 passes defended. His 10 passes defended also lead the team
- Earned a career-high nine tackles vs. Duke (9-24-22)

Career Defensive Stats

Date	Opponent	UA-At-TT	TFL	Sack	Int.	PD	FF/R
10-3-20	Oklahoma State	1-0-1	0-0	0-0	0	0	0/0
11-7-20	Oklahoma	0-1-1	0-0	0-0	0	0	0/0
2020		1-1-2	0-0	0-0	0	0	0/0
9-3-21	South Dakota	1-0-1	0-0	0-0	0	0	0/0
9-10-21	at Coastal Carolina	1-0-1	0-0	0-0	0	0	0/0
9-18-21	Baylor	3-0-3	0-0	0-0	0	0	0/1
9-25-21	at Duke	3-1-4	0-0	0-0	1	0	0/0
10-2-21	at Iowa State	2-0-2	0-0	0-0	0	0	0/0
10-16-21	Texas Tech	2-1-3	0-0	0-0	0	1	1/0
10-23-21	Oklahoma	2-0-2	0-0	0-0	0	0	0/0
10-30-21	at Oklahoma State	2-0-2	0-0	0-0	0	0	0/0
11-6-21	Kansas State	2-0-2	0-0	0-0	0	0	0/0
11-13-21	at Texas	1-0-1	0-0	0-0	0	0	0/0
2021		20-2-22	0-0	0-0	1	1	1/1
9-2-22	Tennessee Tech	1-0-1	0-0	0-0	0	1	0/0
9-10-22	at West Virginia	4-0-4	0-0	0-0	0	0	0/0
9-17-22	at Houston	3-0-3	0-0	0-0	0	0	0/0
9-24-22	Duke	8-1-9	1.0-2	0-0	0	2	0/0
10-1-22	Iowa State	5-2-7	0-0	0-0	0	0	0/0
10-8-22	TCU	1-2-3	0-0	0-0	0	0	0/0
10-15-22	at Oklahoma	3-4-7	0-0	0-0	0	2	0/0
10-22-22	at Baylor	3-1-4	0-0	0-0	1	0	0/0
11-5-22	Oklahoma State	3-0-3	0-0	0-0	1	0	0/0
11-12-22	at Texas Tech	3-2-5	0-0	0-0	0	0	0/0
11-19-22	Texas	1-1-2	0-0	0-0	0	0	0/0
11-26-22	at Kansas State	2-0-2	0-0	0-0	0	0	0/0
12-28-22	vs. Arkansas	4-0-4	0-0	0-0	0	1	0/0
2022		41-13-54	1.0-2	0-0	2	6	0/0
9-1-23	Missouri State	2-0-2	0-0	0-0	0	0	0/0
9-8-23	Illinois	2-1-3	0-0	0-0	1	1	0/0
9-16-23	at Nevada	5-1-6	1.0-2	0-0	0	2	0/0
9-23-23	BYU	1-0-1	0-0	0-0	0	3	0/0
9-30-23	at Texas	6-0-6	1.0-4	0-0	0	1	0/0
10-7-23	UCF	3-0-3	0-0	0-0	0	0	0/0
10-14-23	at Oklahoma State	5-2-7	0-0	0-0	0	1	0/0
10-28-23	Oklahoma	0-1-1	0-0	0-0	1	0	0/0
2023		24-5-29	2.0-6	0-0	2	10	0/0
Career		87-22-109	3.0-8	0-0	5	15	1/1

Career Highs: Tackles - 9 (vs. Duke, 9-24-22), Interceptions - 1 (Five Times, MR vs. Oklahoma, 10-28-23), Forced Fumbles - 1 (Texas Tech, 10-16-21), Tackles for loss - 1 (Two Times, MR at Nevada, 9-16-23), Pass Deflections - 3 (vs. BYU, 9-23-23)



3

TANAKA SCOTT
 Wide Receiver | 6'4" | 205 | 1L | RS-So.
 Mobile, Ala. | Murphy HS

Notables:

- Hauled in his first reception of 2023 at Nevada. Made eight receptions in eight games last season.
- Caught a 52-yard pass vs. TCU (10-8-22), good enough for a new career-high

Career Receiving Stats

Date	Opponent	No.	Yds.	TD	Avg.
9-10-22	at West Virginia	1	11	0	11.0
9-17-22	at Houston	1	8	0	8.0
9-24-22	Duke	1	13	0	13.0
10-1-22	Iowa State	1	4	0	4.0
10-8-22	TCU	1	52	0	52.0
10-22-22	at Baylor	1	3	0	3.0
11-19-22	Texas	1	-2	0	-2.0
12-28-22	vs. Arkansas	1	20	0	20.0
2022		8	109	0	13.6
9-16-23	at Nevada	1	8	0	8.0
10-28-23	Oklahoma	1	2	0	2.0
2023		2	10	0	5.0
Career		9	117	0	13.0

Career Highs: Receptions - 1 (10 Times, MR vs. Oklahoma, 10-28-23), Yards - 52 (vs. TCU, 10-8-22), Long - 52 (vs. TCU, 10-8-22)

Career Rushing Stats

Date	Opponent	No.	Yds.	TD	Avg.
10-15-22	at Oklahoma	1	1	0	1.0
2022		1	1	0	1.0
Career		1	1	0	1.0

Career Highs: Rushes - 2 (at Oklahoma, 11-7-20), Yards - 12 (at Oklahoma, 11-7-20)



4

MARVIN GRANT
 Safety | 6'2" | 205 | 1L | RS-Jr.
 Detroit, Mich. | Martin Luther King Jr. HS/Purdue

Notables:

- Has recorded 3.0 tackles for loss through the first eight games of 2023 after totaling 2.0 last season.
- Logged a season-high 8 tackles vs. Oklahoma (10-28-23)

Career Defensive Stats

Date	Opponent	UA-At-TT	TFL	Sack	Int.	PD	FF/R
9-2-22	Tennessee Tech	2-0-2	0-0	0-0	0	0	0/0
9-10-22	at West Virginia	2-1-3	0-0	0-0	0	0	0/0
9-17-22	at Houston	1-0-1	0-0	0-0	0	0	0/0
9-24-22	Duke	3-1-4	0-0	0-0	0	1	0/0
10-1-22	Iowa State	2-2-4	0-0	0-0	0	0	0/0
10-8-22	TCU	1-1-2	0-0	0-0	0	0	0/0
10-15-22	at Oklahoma	3-3-6	0-0	0-0	0	0	0/0
10-22-22	at Baylor	7-4-11	0-0	0-0	0	0	0/0
11-5-22	Oklahoma State	1-1-2	0-0	0-0	0	0	0/0
11-12-22	at Texas Tech	1-0-1	0-0	0-0	0	0	0/0
11-19-22	Texas	5-1-6	1.0-2	0-0	0	0	0/0
11-26-22	at Kansas State	4-1-5	0.5-0	0-0	0	0	0/0
12-28-22	vs. Arkansas	2-3-5	0.5-0	0-0	0	0	1/0
2022		34-18-52	2.0-2	0-0	0	1	1/0
9-1-23	Missouri State	3-1-4	2.0-2	0-0	0	0	0/0
9-8-23	Illinois	2-2-4	0-0	0-0	0	1	0/0
9-16-23	at Nevada	1-3-4	1.0-1	0-0	0	0	1/0
9-23-23	BYU	0-1-1	0-0	0-0	0	0	0/0
9-30-23	at Texas	2-1-3	0-0	0-0	0	0	0/0
10-7-23	UCF	3-0-3	0-0	0-0	0	0	0/0
10-14-23	at Oklahoma State	2-2-4	0-0	0-0	0	0	0/0
10-28-23	Oklahoma	7-1-8	0-0	0-0	0	0	0/0
2023		20-11-31	3.0-3	0-0	0	1	1/0
Career		54-29-84	5.0-4	0-0	0	2	2/0

Career Highs: Tackles - 11 (at Baylor, 10-22-22), Forced Fumbles - 1 (Two Times, MR at Nevada, 9-16-23), Tackles for loss - 2.0 (vs. Missouri State, 9-1-22), Pass Deflections - 1 (Two Times, MR vs. Illinois, 9-8-23)



4

DEVIN NEAL
 Running Back | 5'11" | 210 | 2L | Jr.
 Lawrence, Kan. | Lawrence HS

Notables:

- Sits at No. 9 on KU's career rushing yardage list (2,568) and 4th for career rushing touchdowns (24)
- Preseason All-Big 12 First Team by Phil Steele and Athlon
- 2022 All-Big 12 Honorable Mention
- His 224 rushing yards vs. Oklahoma State (11-5-22) rank No. 12 in program history
- First touch of the 2022 and 2023 seasons went for a touchdown, including a 48-yard touchdown run vs. Missouri State to open 2023

Career Rushing Stats

Date	Opponent	No.	Yds.	TD	Avg.
9-3-21	South Dakota	1	2	0	2.0
9-10-21	at Coastal Carolina	11	40	1	3.6
9-18-21	Baylor	10	33	0	3.3
9-25-21	at Duke	17	107	1	6.3
10-2-21	at Iowa State	15	83	0	5.5
10-16-21	Texas Tech	15	54	0	3.6
10-23-21	Oklahoma	23	100	2	4.3
10-30-21	at Oklahoma State	9	25	0	2.8
11-6-21	Kansas State	19	62	0	3.3
11-13-21	at Texas	24	143	3	6.0
11-20-21	at TCU	14	59	1	4.2
2021		158	707	8	4.2
9-2-22	Tennessee Tech	4	108	2	27.0
9-10-22	at West Virginia	10	42	2	4.2
9-17-22	at Houston	14	54	0	3.9
9-24-22	Duke	9	54	0	6.0
10-1-22	Iowa State	12	75	0	6.2
10-8-22	TCU	15	88	0	5.9
10-15-22	at Oklahoma	12	84	1	7.0
10-22-22	at Baylor	10	32	1	3.2
11-5-22	Oklahoma State	32	224	1	7.0
11-12-22	at Texas Tech	24	190	0	7.9
11-19-22	Texas	13	51	0	3.9
11-26-22	at Kansas State	16	59	2	3.7
12-28-22	vs. Arkansas	9	29	0	3.2
2022		180	1,080	9	6.0
9-1-23	Missouri State	13	94	1	7.2
9-8-23	Illinois	10	120	1	12.0
9-16-23	at Nevada	17	89	3	5.2
9-23-23	BYU	17	91	0	5.4
9-30-23	at Texas	8	45	0	5.6
10-7-23	UCF	12	154	1	12.8
10-14-23	at Oklahoma State	13	66	0	5.1
10-28-23	Oklahoma	25	112	1	4.5
2023		115	771	7	6.7
Career		463	2,568	24	5.5

Career Highs: Rushes - 32 (vs. Oklahoma State, 11-5-22), Yards - 224 (vs. Oklahoma State, 11-5-22), Touchdowns - 3 (Two Times, MR at Nevada, 9-16-23), Long - 80 (vs. Tennessee Tech, 9-2-22).

Career Receiving Stats

Date	Opponent	No.	Yds.	TD	Avg.
10-16-21	Texas Tech	1	7	0	7.0
10-30-21	at Oklahoma State	1	-2	0	-2.0
11-6-21	Kansas State	2	13	0	6.5
11-13-21	at Texas	2	26	1	13.0
11-20-21	at TCU	1	13	0	13.0
2021		7	57	1	8.1
9-2-22	Tennessee Tech	1	10	0	10.0
9-10-22	at West Virginia	1	17	1	17.0
9-24-22	Duke	1	4	0	4.0
10-8-22	TCU	1	1	0	1.0
10-15-22	at Oklahoma	1	3	0	3.0
10-22-22	at Baylor	1	-2	0	-2.0
11-5-22	Oklahoma State	6	110	0	18.3
11-12-22	at Texas Tech	4	8	0	2.0
11-19-22	Texas	1	-1	0	-1.0

11-26-22	at Kansas State	2	10	0	5.0
12-28-22	vs. Arkansas	2	23	0	11.5
2022		21	183	1	8.7
9-1-23	Missouri State	3	25	1	8.3
9-8-23	Illinois	4	47	0	11.8
9-16-23	at Nevada	1	59	0	59.0
9-23-23	BYU	3	14	0	4.7
9-30-23	at Texas	2	10	0	5.0
10-7-23	UCF	1	14	0	14.0
10-14-23	at Oklahoma State	3	15	0	5.0
10-28-23	Oklahoma	2	12	0	6.0
2023		19	196	1	10.3
Career		47	436	3	9.2

Career Highs: Receptions - 6 (vs. Oklahoma State, 11-5-22), Yards - 110 (vs. Oklahoma State, 11-5-22) Touchdowns - 1 (Three Times, MR vs. Missouri State, 9-1-23), Long - 59 (at Nevada, 9-16-23)





5

DOUG EMILIEN
 Wide Receiver | 6'1" | 190 | 1L | RS-So.
 Fort Lauderdale, Fla. | American Heritage/
 Minnesota


Notables:

- Caught a career-long 15-yard reception at Texas (9-30-23)
- Completed his first-career touchdown reception vs. Arkansas in the 2022 Autozone Liberty Bowl

Career Receiving Stats

Date	Opponent	No.	Yds.	TD	Avg.
10-1-22	Iowa State	1	11	0	11.0
12-28-22	vs. Arkansas	1	10	1	10.0
2022		2	21	1	10.5
9-8-23	Illinois	2	15	0	7.5
9-16-23	at Nevada	1	6	0	6.0
9-30-23	at Texas	1	15	0	15.0
2023		4	36	0	9.0
Career		6	57	1	9.5

Career Highs: Receptions - 2 (vs. Illinois, 9-8-23), Yards - 15 (Two Times, MR at Texas, 9-30-23), Touchdowns - 1 (vs. Arkansas, 12-28-22), Long - 15 (at Texas, 9-30-23)



5

O.J. BURROUGHS
 Safety | 5'10" | 185 | 2L | Jr.
 Savannah, Ga. | IMG Academy

Notables:

- Set a new career-high with 13 tackles at Texas (9-30-23)
- Logged two interceptions in 2022, second-most on the team

Career Defensive Stats

Date	Opponent	UA-At-TT	TFL	Sack	Int.	PD	FF/R
9-3-21	South Dakota	2-0-2	0-0	0-0	0	1	0/0
9-18-21	Baylor	4-1-5	0-0	0-0	0	0	1/0
9-25-21	at Duke	2-1-3	0-0	0-0	0	0	0/0
10-2-21	at Iowa State	1-0-1	0-0	0-0	0	0	0/0
10-16-21	Texas Tech	2-0-2	0-0	0-0	0	0	0/0
10-23-21	Oklahoma	1-1-2	0-0	0-0	0	0	0/0
10-30-21	at Oklahoma State	0-1-1	0-0	0-0	0	0	0/0
11-6-21	Kansas State	4-0-4	0-0	0-0	0	1	0/0
11-13-21	at Texas	4-0-4	0-0	0-0	1	0	0/0
11-20-21	at TCU	2-0-2	0-0	0-0	0	0	0/0
2021		22-4-26	0-0	0-0	1	2	1/0
9-2-22	Tennessee Tech	1-0-1	0-0	0-0	0	0	0/0
9-10-22	at West Virginia	3-0-3	0-0	0-0	0	0	0/0
9-17-22	at Houston	1-0-1	0-0	0-0	0	0	0/0
9-24-22	Duke	5-0-5	0-0	0-0	0	0	0/0
10-1-22	Iowa State	3-0-3	0-0	0-0	0	1	0/0
10-8-22	TCU	2-3-5	0.5-1	0-0	1	1	0/0
10-15-22	at Oklahoma	3-3-6	0-0	0-0	0	0	0/0
10-22-22	at Baylor	3-0-3	0-0	0-0	0	1	0/0
11-12-22	at Texas Tech	3-0-3	0-0	0-0	0	1	0/0
11-19-22	Texas	6-0-6	0-0	0-0	0	0	1/0
11-26-22	at Kansas State	4-0-4	0-0	0-0	0	0	0/0
12-28-22	vs. Arkansas	4-4-8	0-0	0-0	1	1	0/0
2022		38-11-49	0.5-1	0-0	2	5	1/0
9-8-23	Illinois	4-0-4	0-0	0-0	0	0	0/0
9-16-23	at Nevada	1-0-1	0-0	0-0	0	1	0/0
9-23-23	BYU	5-1-6	0.5-1	0-0	0	1	0/0
9-30-23	at Texas	9-4-13	1.0-2	0-0	0	0	0/0
10-7-23	UCF	2-0-2	0-0	0-0	0	0	0/0
10-14-23	at Oklahoma State	5-0-5	0-0	0-0	0	0	0/0
10-28-23	Oklahoma	6-1-7	0-0	0-0	0	0	0/0
2023		32-6-38	1.5-3	0-0	0	2	0/0
Career		92-21-113	2.0-4	0-0	3	10	2/0

Career Highs: Tackles - 13 (at Texas, 9-30-23), Forced Fumbles - 1 (Two Times, MR vs. Texas, 11-19-22), Pass deflections - 1 (10 times, MR vs. BYU, 9-23-23), Interceptions - 1 (Three Times, MR vs. Arkansas, 12-28-22)



6

JALON DANIELS
 Quarterback | 6'0" | 215 | 3L | Jr.
 Lawndale, Calif. | Lawndale HS

Notables:

- Big 12 Preseason Offensive Player of the Year and Preseason All-Big 12 First Team by Athlon
- Had his sixth career game with 3+ touchdown passes vs. BYU, moving to 4th in KU history with 31 TD passes in his career
- Surpassed 4,000 career passing yards at Nevada, currently No. 8 on KU's career passing list with 4,297 yards
- Set the new KU passing yards game record with 544 passing yards vs. Arkansas in the 2022 Autozone Liberty Bowl

Career Passing Stats

Date	Opponent	Cmp.-Att.	Pct.	Yds.	TD	Int	Rate
9-12-20	Coastal Carolina	1-2	50.0	13	0	0	104.6
9-26-20	at Baylor	19-33	57.6	159	0	0	98.0
10-3-20	Oklahoma State	3-5	60.0	2	0	0	63.4
10-24-20	at Kansas State	22-39	56.4	207	0	1	95.9
10-31-20	Iowa State	16-29	55.2	165	0	1	96.1
11-7-20	at Oklahoma	11-31	35.5	115	0	2	53.7
11-28-20	TCU	4-13	30.8	57	1	0	93.0
2020		76-152	50.0	718	1	4	86.6
9-10-21	at Coastal Carolina	3-5	60.0	49	0	0	142.3
9-18-21	Baylor	0-1	0.0	0	0	0	0.0
11-6-21	Kansas State	13-19	68.4	105	1	0	132.2
11-13-21	at Texas	21-30	70.0	202	3	0	159.6
11-20-21	at TCU	22-30	73.3	255	2	1	160.1
11-27-21	West Virginia	22-32	68.8	249	1	2	131.9
2021		81-117	69.2	860	7	3	145.6
9-2-22	Tennessee Tech	15-18	83.3	189	1	1	178.8
9-10-22	at West Virginia	18-29	62.1	219	3	0	159.6
9-17-22	at Houston	14-23	60.9	158	3	0	161.6
9-24-22	Duke	19-23	82.6	324	4	0	258.3
10-1-22	Iowa State	7-14	50.0	93	0	0	105.8
10-8-22	TCU	5-10	50.0	89	0	0	124.8
11-19-22	Texas	17-26	65.4	230	2	1	157.4
11-26-22	at Kansas State	20-32	62.5	168	0	0	106.6
12-28-22	vs. Arkansas	37-55	67.3	544	5	2	173.1
2022		152-230	66.1	2,014	18	4	162.0
9-8-23	Illinois	21-29	72.4	277	2	1	168.5
9-16-23	at Nevada	21-27	77.7	298	0	0	170.5
9-23-23	BYU	14-19	73.7	130	3	0	183.3
2023		56-75	74.7	705	5	1	173.0
Career		365-574	63.6	4,297	31	12	140.1

Career Highs: Completions - 37 (vs. Arkansas, 12-28-22), Attempts - 55 (vs. Arkansas, 12-28-22), Yards - 544 (vs. Arkansas, 12-28-22), Touchdowns - 5 (vs. Arkansas, 12-28-22), Rating - 258.3 (vs. Arkansas, 12-28-22), Long - 73 (vs. Duke, 9-24-22).

Career Rushing Stats

Date	Opponent	No.	Yds.	TD	Avg.
9-12-20	Coastal Carolina	2	-7	0	-3.5
9-26-20	at Baylor	14	23	0	1.6
10-3-20	vs. Oklahoma State	4	4	0	1.0
10-24-20	at Kansas State	17	27	2	1.6
10-31-20	Iowa State	16	36	1	2.3
11-7-20	at Oklahoma	16	-43	0	-2.7
11-28-20	TCU	5	-16	0	-3.2
2020		74	24	3	0.3
9-10-21	at Coastal Carolina	2	-11	0	-5.5
11-6-21	Kansas State	2	3	0	1.5
11-13-21	at Texas	11	45	1	4.1
11-20-21	at TCU	6	37	1	6.2
2021		21	74	2	3.5
9-2-22	Tennessee Tech	3	29	1	9.7
9-10-22	at West Virginia	12	85	0	7.1
9-17-22	at Houston	12	123	2	10.2
9-24-22	Duke	11	89	1	8.1
10-1-22	Iowa State	8	9	1	1.1
10-8-22	TCU	7	6	0	0.9
11-19-22	Texas	2	12	0	6.0

11-26-22	at Kansas State	8	51	1	6.4
12-28-22	vs. Arkansas	14	21	1	1.5
2022		77	425	7	5.5
9-8-23	Illinois	11	24	0	2.2
9-16-23	at Nevada	7	-4	0	-0.6
9-23-23	BYU	9	54	0	6.0
2023		27	74	0	2.7
Career		210	602	13	2.9

Career Highs: Rushes - 17 (at Kansas State, 10-24-20), Yards - 123 (Houston, 9-17-22), Touchdowns - 2 (Two Times, MR at Houston, 9-17-22), Long - 37 (at Houston, 9-17-22).



6

TAIWAN BERRYHILL
 Linebacker | 6'2" | 230 | 3L | Jr.
 New Orleans, La. | St. Augustine HS

Notables:

- Totaled a team-best eight tackles along with a sack and 1.5 tackles for loss vs. UCF (10-7-23)
- Produced the fifth-most sacks in 2022 from his linebacker position, getting to the quarterback twice
- Logged a career-high eight tackles at Texas Tech (11-12-22)

Career Defensive Stats

Date	Opponent	UA-At-TT	TFL	Sack	Int.	PD	FF/R
10-31-20	Iowa State	1-0-1	0-0	0-0	0	0	0/0
11-7-20	at Oklahoma	0-1-1	0-0	0-0	0	0	0/0
11-28-20	TCU	2-0-2	0-0	0-0	0	0	0/0
12-5-20	at Texas Tech	0-1-1	0-0	0-0	0	0	0/0
2020		3-2-5	0-0	0-0	0	0	0/0
9-3-21	South Dakota	2-0-2	0-0	0-0	0	0	0/0
9-10-21	at Coastal Carolina	2-2-4	0-0	0-0	0	0	0/0
9-25-21	at Duke	2-4-6	0-0	0-0	0	0	0/0
10-16-21	Texas Tech	1-3-4	0-0	0-0	0	0	0/0
10-23-21	Oklahoma	0-2-2	0-0	0-0	0	0	0/0
10-30-21	at Oklahoma State	2-2-4	0-0	0-0	0	0	0/0
11-6-21	Kansas State	1-0-1	0-0	0-0	0	0	0/0
11-20-21	at TCU	2-2-4	0-0	0-0	0	0	0/0
2021		15-16-31	0-0	0-0	0	0	0/0
9-2-22	Tennessee Tech	3-0-3	1-0-2	0-0	0	0	0/0
9-10-22	at West Virginia	0-3-3	0.5-3	0-0	0	0	0/0
9-17-22	at Houston	2-1-3	1.0-3	1.0-3	0	0	0/0
10-1-22	Iowa State	2-1-3	1.0-10	1.0-10	0	0	0/0
10-8-22	TCU	1-2-3	0-0	0-0	0	0	0/0
10-15-22	at Oklahoma	3-3-6	0-0	0	0	0	0/0
10-22-22	at Baylor	1-2-3	1.0-3	0-0	0	0	0/0
11-5-22	Oklahoma State	1-0-1	0-0	0-0	0	0	0/0
11-12-22	at Texas Tech	7-1-8	1.0-3	0-0	0	0	0/0
11-19-22	Texas	3-1-4	0-0	0-0	0	1	0/0
11-26-22	at Kansas State	2-0-2	1.0-1	0-0	0	0	0/0
12-28-22	vs. Arkansas	2-5-7	0-0	0-0	0	0	0/0
2022		28-18-46	6.0-15	2.0-13	0	1	0/0
9-1-23	Missouri State	2-1-3	0.5-0	0-0	0	0	0/0
9-16-23	at Nevada	1-2-3	0-0	0-0	0	0	0/0
9-30-23	at Texas	1-1-2	0-0	0-0	0	0	0/0
10-7-23	UCF	7-1-8	1.5-9	1.0-8	0	0	0/0
10-28-23	Oklahoma	6-1-7	0-0	0-0	0	0	0/0
2023		17-6-23	2.0-9	1.0-8	0	0	0/0
Career		62-43-105	8.0-24	3.0-21	0	1	0/0

Career Highs: Tackles - 8 (Two Times, MR vs. UCF, 10-7-23), Tackles for loss - 1.5 (vs. UCF, 10-7-23), Sacks - 1.0 (Three Times, MR vs. UCF, 10-7-23), Pass Deflections - 1 (vs. Texas, 11-19-22).



7

TREVOR WILSON
 Wide Receiver | 5'11" | 200 | 2L | RS-Jr.
 Tallahassee, Fla. | Amos P. Godby HS/Buffalo

Notables:

- All three of his touchdowns so far have gone for at least 47 yards
- Returned a punt for an 82-yard touchdown, career-first, vs. UCF (10-7-23)
- Hauled in his first touchdown since 2021 with a 58-yard reception from Jason Bean at Texas (9-30-23)

Career Receiving Stats

Date	Opponent	No.	Yds.	TD	Avg.
9-3-21	South Dakota	5	50	0	10.0
9-10-21	at Coastal Carolina	1	39	0	39.0
9-18-21	Baylor	1	5	1	5.0
9-25-21	at Duke	5	122	0	24.4
10-2-21	at Iowa State	3	55	0	18.3
10-16-21	Texas Tech	2	16	0	8.0
10-30-21	at Oklahoma State	2	4	0	4.0
11-6-21	Kansas State	4	53	0	13.3
11-13-21	at Texas	2	12	0	6.0
2021		23	344	1	15.0
10-22-22	at Baylor	2	52	0	26.0
2022		2	52	0	26.0
9-1-23	Missouri State	2	17	0	8.5
9-8-23	Illinois	2	8	0	4.0
9-30-23	at Texas	1	58	1	58.0
10-14-23	at Oklahoma State	4	86	1	21.5
10-28-23	Oklahoma	1	3	0	3.0
2023		10	172	2	17.2
Career		39	588	3	15.1

Career Highs: Receptions - 5 (Two Times, MR at Duke, 9-25-21), Yards - 122 (at Duke, 9-25-21), Touchdowns - 1 (Three Times, MR at Oklahoma State, 10-14-23), Long - 58 (at Texas, 9-30-23)

Career Rushing Stats

Date	Opponent	No.	Yds.	TD	Avg.
9-18-21	Baylor	1	14	0	14.0
10-16-21	Texas Tech	1	4	0	4.0
10-23-21	Oklahoma	2	4	0	2.0
11-13-21	at Texas	1	3	0	3.0
2021		5	25	0	5.0
Career		5	25	0	5.0

Career Highs: Rushes - 1 (Two times, MR vs. Texas Tech, 10-16-21), Yards - 14 (vs. Baylor, 9-18-21)

Career Kick Return Stats

Date	Opponent	No.	Yds.	TD	Avg.
9-1-23	Missouri State	2	61	0	30.5
9-8-23	Illinois	2	41	0	20.5
9-23-23	BYU	3	47	0	15.7
9-30-23	at Texas	2	32	0	16.0
10-14-23	at Oklahoma State	2	46	0	23.0
10-28-23	Oklahoma	3	46	0	15.3
Career		14	273	0	19.5

Career Highs: Returns - 3 (Two Times, MR vs. Oklahoma, 10-28-23), Yards - 61 (vs. Missouri State, 9-1-23)

Career Punt Return Stats

Date	Opponent	No.	Yds.	TD	Avg.
9-8-23	Illinois	1	-2	0	-2.0
10-7-23	UCF	1	82	1	82.0
2023		2	80	1	40.0

Career Highs: Returns - 1 (Two Times, MR vs. UCF, 10-7-23), Touchdowns - 1 (vs. UCF, 10-7-23), Long - 82 (vs. UCF, 10-7-23)



7

GAGE KEYS
 Defensive Line | 6'5" | 280 |TR | RS-So.
 Hilliard, Ohio | Hilliard Davidson HS/Minnesota

Notables:

- Matched his career-high with three tackles vs. Oklahoma (10-28-23)
- The Minnesota transfer saw action in seven games last season, including four Big Ten Conference games

Career Defensive Stats

Date	Opponent	UA-At-TT	TFL	Sack	Int.	PD	FF/R
9-1-23	Missouri State	0-2-2	0-0	0-0	0	0	0/0
9-16-23	at Nevada	1-0-1	0-0	0-0	0	0	0/0
9-23-23	BYU	1-0-1	0-0	0-0	0	0	0/0
9-30-23	at Texas	1-1-2	0-0	0-0	0	0	0/0
10-14-23	at Oklahoma State	3-0-3	0-0	0-0	0	0	0/0
10-28-23	Oklahoma	1-2-3	0-0	0-0	0	0	0/0
2023		7-5-12	0-0	0-0	0	0	0/0

Career Highs: Tackles - 3 (Two Times, MR vs. Oklahoma, 10-28-23)



8

KWINTON LASSITER
 Cornerback | 5'11" | 185 | RS | RS-Jr.
 Chandler, Ariz. | Free State HS/Butler CC

Notables:

- Broke up a pass on the final play of the game as KU defeated #6 Oklahoma (10-28-23)
- Made his first career start as a Jayhawk at Nevada
- Recorded interceptions in each of the Jayhawks first two games of the 2023 season (vs. Missouri, vs. Illinois)

Career Defensive Stats

Date	Opponent	UA-At-TT	TFL	Sack	Int.	PD	FF/R
9-2-22	Tennessee Tech	1-0-1	0-0	0-0	0	0	0/0
11-19-22	Texas	1-0-1	0-0	0-0	0	0	0/0
11-26-22	at Kansas State	1-0-1	0-0	0-0	0	0	0/0
2022		3-0-3	0-0	0-0	0	0	0/0
9-1-23	Missouri State	1-1-2	0.5-2	0-0	1	0	1/0
9-8-23	Illinois	0-0-0	0-0	0-0	1	0	0/0
9-23-23	BYU	2-0-2	0-0	0-0	0	0	0/0
9-30-23	at Texas	1-0-1	0-0	0-0	0	0	0/0
10-14-23	at Oklahoma State	2-0-2	0-0	0-0	0	0	0/0
10-28-23	Oklahoma	0-3-3	0-0	0-0	0	1	0/0
2023		6-4-10	0.5-2	0-0	2	1	0/0
Career		9-4-13	0-5-2	0-0	2	1	1/0

Career Highs: Tackles - 3 (vs. Oklahoma, 10-28-23), Interceptions - 1 (Two Times, MR vs. Illinois, 9-8-23), Tackles for loss - 0.5 (Missouri State, 9-1-23), Pass deflections - 1 (vs. Oklahoma, 10-28-23)



9

JASON BEAN
 Quarterback | 6'3" | 195 | 2L | RS-Sr.
 Mansfield, Texas | Lake Ridge HS/North Texas

Notables:

- Set new career-highs with 23 completions on 34 attempts for 410 passing yards and five touchdowns at OSU (10-14-23), smashing his previous career-bests
- Currently sits T-6th in KU career touchdown passes with 29
- Surpassed 3,000 passing yards in his time at Kansas vs. UCF (10-7-23)

Career Passing Stats

Date	Opponent	Cmp.-Att.	Pct.	Yds.	TD	Int	Rate
9-3-21	South Dakota	17-26	65.4	163	2	0	143.4
9-10-21	at Coastal Carolina	12-23	52.2	189	0	0	121.2
9-18-21	Baylor	8-17	47.1	57	1	0	94.6
9-25-21	at Duke	19-32	59.4	323	2	2	152.3
10-2-21	at Iowa State	10-20	50.0	120	0	1	90.4
10-16-21	Texas Tech	11-21	52.4	80	0	1	74.9
10-23-21	Oklahoma	17-23	73.9	246	1	0	178.1
10-30-21	at Oklahoma State	3-10	30.0	10	0	2	-1.6
11-6-21	Kansas State	5-9	55.6	64	0	0	115.3
2021		102-181	56.4	1,252	6	6	118.8
9-2-22	Tennessee Tech	1-1	100.0	16	0	0	234.4
10-1-22	Iowa State	1-1	100.0	8	0	0	167.2
10-8-22	TCU	16-24	66.7	262	4	1	205.0
10-15-22	at Oklahoma	16-27	59.3	265	4	2	175.8
10-22-22	at Baylor	16-27	59.3	232	1	0	143.7
11-5-22	Oklahoma State	18-23	78.3	203	2	0	181.1
11-12-22	at Texas Tech	17-28	60.7	270	3	1	169.9
11-19-22	Texas	1-3	33.3	12	0	0	66.9
11-26-22	at Kansas State	1-1	100.0	12	0	0	200.8
12-28-22	vs. Arkansas	0-1	00.0	0	0	0	00.0
2022		87-136	64.0	1,280	14	4	171.1
9-1-23	Missouri State	22-28	78.6	276	2	0	184.9
9-30-23	at Texas	9-21	42.9	136	1	0	113.0
10-7-23	UCF	8-12	66.7	91	1	0	157.9
10-14-23	at Oklahoma State	23-34	67.6	410	5	2	205.7
10-28-23	Oklahoma	15-32	46.9	218	0	2	91.6
2023		77-127	60.6	1,131	9	4	152.5
Career		266-445	59.8	3,663	29	14	142.2

Career Highs: Completions - 23 (at Oklahoma State, 10-14-23), Attempts - 34 (at Oklahoma State, 10-14-23), Yards - 410 (at Oklahoma State, 10-14-23), Touchdowns - 5 (at Oklahoma State, 10-14-23), Rate -234.4 (vs. Tennessee Tech, 9-2-22)

Career Rushing Stats

Date	Opponent	No.	Yds.	TD	Avg.
9-3-2021	South Dakota	15	54	0	3.6
9-10-21	at Coastal Carolina	13	102	2	7.8
9-18-21	Baylor	12	62	0	5.2
9-25-21	at Duke	15	51	0	3.6
10-2-21	at Iowa State	5	19	0	3.8
10-16-21	Texas Tech	5	14	0	2.8
10-21-21	Oklahoma	14	59	0	4.2
10-30-21	at Oklahoma State	9	24	0	2.7
11-6-21	Kansas State	3	13	0	4.3
11-20-21	at TCU	1	1	0	1.0
2021		92	402	2	4.4
9-2-22	Tennessee Tech	2	16	1	8.0
9-24-22	Duke	1	1	0	1.0
10-1-22	Iowa State	2	2	0	1.0
10-8-22	TCU	7	34	0	4.9
10-15-22	at Oklahoma	10	41	0	4.1
10-22-22	at Baylor	8	25	1	3.1
11-5-22	Oklahoma State	4	93	1	23.2
11-12-22	at Texas Tech	4	10	1	2.5
2022		38	222	4	5.8
9-1-23	Missouri State	4	41	0	8.2
9-16-23	at Nevada	1	-2	0	-2.0
9-30-23	at Texas	7	42	0	6.0
10-7-23	UCF	6	10	0	1.7
10-14-23	at Oklahoma State	8	2	0	0.2
10-28-23	Oklahoma	4	62	1	15.5
2023		30	155	1	5.2
Career		154	735	7	4.8

Career Highs: Rushes - 15 (Two times, MR at Duke, 9-25-21), Yards - 102 (at Coastal Carolina, 9-10-21), Touchdowns - 2 (at Coastal Carolina, 9-10-21), Long - 73 (vs. Oklahoma State, 11-5-22).



9

AUSTIN BOOKER
 Defensive Line | 6'6" | 245 | TR | RS-So.
 Greenwood, Ind. | Center Grove HS/Minnesota

Notables:

- His six sacks lead the Big 12 and rank T-21st in the nation
- Leads the team with 9.0 tackles for loss during the 2023 season
- Sacked the quarterback twice for a loss of 13 yards vs. Illinois (9-8-23)
- Recorded a career-high 2.5 tackles for loss vs. BYU (9-23-23)

Career Defensive Stats

Date	Opponent	UA-At-TT	TFL	Sack	Int.	PD	FF/R
9-8-23	Illinois	2-1-3	2.0-13	2.0-13	0	0	0/0
9-16-23	at Nevada	1-0-1	0-0	0-0	0	0	0/0
9-23-23	BYU	6-1-7	2.5-18	1.5-15	0	0	0/0
9-30-23	at Texas	5-2-7	1.5-4	0.5-2	0	0	0/0
10-7-23	UCF	4-0-4	2.0-14	1.0-12	0	0	1/0
10-14-23	at Oklahoma State	5-4-9	0-0	0-0	0	0	0/0
10-28-23	Oklahoma	4-2-6	1.0-1	1.0-1	0	0	0/0
2023		27-10-37	9.0-50	6.0-33	0	0	1/0

Career Highs: Tackles - 9 (at Oklahoma State, 10-14-23), Sacks - 2.0 (vs. Illinois, 9-8-23), Tackles for loss - 2.5 (vs. BYU, 9-23-23), Forced fumbles - 1 (vs. UCF, 10-7-23)





10

JAYSON GILLIOM
 Safety | 6'2" | 215 | 1L | RS-So.
 Suwanee, Ga. | North Gwinnett HS

Notables:

- Logged his first sack vs. UCF (10-7-23)
- Red-shirted during the 2022 season
- Has logged a tackle in every game this season

Career Defensive Stats

Date	Opponent	UA-At-TT	TFL	Sack	Int.	PD	FF/R
9-3-21	South Dakota	2-0-2	0-0	0-0	0	0	0/0
9-18-21	Baylor	1-0-1	0-0	0-0	0	0	0/0
10-2-21	at Iowa State	1-0-1	0-0	0-0	0	0	0/0
10-16-21	Texas Tech	1-1-2	0-0	0-0	0	0	0/0
10-23-21	Oklahoma	1-0-1	0-0	0-0	0	0	0/0
10-30-21	at Oklahoma State	2-0-2	0-0	0-0	0	0	0/0
11-6-21	Kansas State	1-0-1	0-0	0-0	0	0	0/0
11-13-21	at Texas	1-0-1	0-0	0-0	0	0	0/0
11-20-21	at TCU	2-0-2	0-0	0-0	0	0	0/0
2021		12-1-13	0-0	0-0	0	0	0/0
9-1-23	Missouri State	1-0-1	0-0	0-0	0	0	0/0
9-8-23	Illinois	1-0-1	0-0	0-0	0	0	0/0
9-16-23	at Nevada	0-1-1	0-0	0-0	0	0	0/0
9-23-23	BYU	2-0-2	0-0	0-0	0	0	0/0
9-30-23	at Texas	0-1-1	0-0	0-0	0	0	0/0
10-7-23	UCF	2-0-2	1.0-6	1.0-6	0	0	0/0
10-14-23	at Oklahoma State	0-1-1	0-0	0-0	0	0	0/0
10-28-23	Oklahoma	0-1-1	0-0	0-0	0	0	0/0
2023		6-4-10	1.0-6	1.0-6	0	0	0/0
Career		17-5-22	1.0-6	1.0-6	0	0	0/0

Career Highs: Tackles - 2 (Five times, MR vs. BYU, 9-23-23), Sacks - 1 (vs. UCF, 10-7-23), Tackles for loss - 1 (vs. UCF, 10-7-23)





11

LUKE GRIMM
 Wide Receiver | 6'0" | 190 | 3L | Jr.
 Raymore, Mo. | Raymore-Peculiar HS

Notables:

- Ranks T-8th in Kansas career history for receiving touchdowns (14), 11th in receptions (113) and 16th in receiving yards (1,490)
- Recorded his 100th career reception vs. Illinois (9-8-23)
- Logged 10 receptions for 167 yards and a touchdown vs. Arkansas in the 2022 Autozone Liberty Bowl

Career Receiving Stats

Date	Opponent	No.	Yds.	TD	Avg.
10-24-20	at Kansas State	1	28	0	28.0
10-31-20	Iowa State	4	53	0	13.3
11-7-20	at Oklahoma	4	61	0	15.3
11-28-20	TCU	4	72	2	18.0
12-5-20	at Texas Tech	6	41	0	6.8
2020		19	255	2	13.4
9-10-21	at Coastal Carolina	5	75	0	15.0
9-18-21	Baylor	2	25	0	12.5
10-2-21	at Iowa State	1	22	0	22.0
10-16-21	Texas Tech	3	33	1	11.0
10-23-21	Oklahoma	3	50	1	16.7
11-20-21	at TCU	4	39	1	9.8
2021		18	244	3	13.6
9-2-22	Tennessee Tech	2	27	0	13.5
9-10-22	at West Virginia	6	66	0	11.0
9-17-22	at Houston	2	6	1	3.0
9-24-22	Duke	5	63	1	12.6
10-1-22	Iowa State	4	46	0	11.5
10-8-22	TCU	6	73	1	12.2
10-15-22	at Oklahoma	1	19	0	19.0
11-5-22	Oklahoma State	7	65	0	9.3
11-12-22	at Texas Tech	3	21	1	7.0
11-19-22	Texas	3	22	1	7.3
11-26-22	at Kansas State	3	48	0	16.0
12-28-22	vs. Arkansas	10	167	1	16.7
2022		52	623	6	12.0
9-1-23	Missouri State	4	33	1	8.3
9-8-23	Illinois	3	69	0	23.0
9-16-23	at Nevada	4	55	0	13.8
9-23-23	BYU	2	18	2	9.0
9-30-23	at Texas	1	2	0	2.0
10-7-23	UCF	2	41	0	20.5
10-14-23	at Oklahoma State	2	26	0	13.0
10-28-23	Oklahoma	2	19	0	9.5
2023		20	263	3	13.5
Career		113	1,490	14	13.2

Career Highs: Receptions - 10 (vs. Arkansas, 12-28-22), Yards - 167 (vs. Arkansas, 12-28-22), Touchdowns - 2 (Two Times, MR vs. BYU, 9-23-23), Long - 48 (Two Times, MR vs. Illinois, 9-8-23)

Career Rushing Stats


Date	Opponent	No.	Yds.	TD	Avg.
11-7-20	at Oklahoma	2	12	0	6.0
11-28-20	TCU	1	-2	0	-2.0
2020		3	10	0	3.3
9-30-23	at Texas	1	-6	0	-6.0
Career		4	4	0	1.0

Career Highs: Rushes - 2 (at Oklahoma, 11-7-20), Yards - 12 (at Oklahoma, 11-7-20)

Career Kick Return Stats

Date	Opponent	No.	Yds.	TD	Avg.
9-3-21	South Dakota	1	27	0	27.0
2021		1	27	0	27.0
Career		1	27	0	27.0

Career Highs: Returns - 1 (vs. South Dakota, 9-3-21), Yards - 27 (vs. South Dakota, 9-3-21).



12

TORRY LOCKLIN
 Running Back | 6'2" | 205 | 2L | RS-Jr.
 Rockdale, Texas | Rockdale HS

Notables:

- Caught the game-long, 60-yard touchdown at Houston (9-17-22)
- Led the Jayhawks with two fumble recoveries in 2022
- Ended 2022 with two receiving touchdowns and one rushing touchdown

Career Rushing Stats

Date	Opponent	No.	Yds.	TD	Avg.
10-19-19	at Texas	2	2	0	1.0
11-23-19	at Iowa State	1	2	0	2.0
2019		3	4	0	1.3
9-3-21	South Dakota	5	8	0	1.6
9-10-21	at Coastal Carolina	3	11	0	3.7
9-18-21	Baylor	2	0	0	0.0
9-25-21	at Duke	7	47	1	6.7
10-2-21	at Iowa State	12	39	1	3.3
10-16-21	Texas Tech	3	8	0	2.7
10-23-21	Oklahoma	3	3	0	1.0
10-30-21	at Oklahoma State	1	1	0	1.0
2021		36	117	2	3.3
9-2-22	Tennessee Tech	1	3	0	3.0
9-24-22	Duke	2	2	0	1.0
11-19-22	Texas	3	10	0	3.3
11-26-22	at Kansas State	6	17	1	2.8
2022		12	32	1	2.7
9-8-23	Illinois	1	1	0	1.0
Career		52	154	3	3.0

Career Highs: Rushes - 12 (at Iowa State, 10-2-21), Yards - 47 (at Duke, 9-25-21), Touchdowns - 1 (Three times, MR at Kansas State, 11-26-22), Long - 36 (at Duke, 9-25-21).

Career Receiving Stats

Date	Opponent	No.	Yds.	TD	Avg.
9-25-21	at Duke	1	20	1	20.0
10-2-21	at Iowa State	1	1	0	1.0
11-6-21	Kansas State	1	3	0	3.0
2021		3	24	1	8.0
9-17-22	at Houston	1	60	1	60.0
10-15-22	at Oklahoma	1	8	0	8.0
11-19-22	Texas	1	14	1	14.0
11-26-22	at Kansas State	2	23	0	11.5
12-28-22	vs. Arkansas	3	50	0	16.7
2022		8	155	2	19.4
9-1-23	Missouri State	1	4	0	4.0
9-8-23	Illinois	1	4	1	4.0
2023		2	8	1	4.0
Career		13	187	4	14.4

Career Highs: Receptions - 3 (vs. Arkansas, 12-28-22), Yards - 60 (at Houston, 9-17-22), Touchdowns - 1 (Four Times, MR vs. Illinois, 9-8-23), Long - 60 (at Houston, 9-17-22).



13

DYLAN BROOKS
 Defensive End | 6'4" | 232 | TR | RS-So.
 Roanoke, Ala. | Handley HS/Auburn

Notables:

- Recorded his first tackle for loss for KU at Nevada (9-16-23)
- Transferred from Auburn following the 2022 season
- Produced the first tackle of his Kansas career vs. Missouri State (9-1-23)

Career Defensive Stats

Date	Opponent	UA-At-TT	TFL	Sack	Int.	PD	FF/R
9-1-23	Missouri State	1-0-1	0-0	0-0	0	0	0/0
9-16-23	at Nevada	1-1-2	1.0-4	0-0	0	0	0/0
9-30-23	at Texas	0-1-1	0-0	0-0	0	0	0/0
2023		2-2-4	1.0-4	0-0	0	0	0/0

Career Highs: Tackles - 2 (at Nevada, 9-16-23), Tackles for loss - 1 (at Nevada, 9-16-23)



13

KEATON KUBECKA
 Wide Receiver | 6'2" | 198 | HS | Fr.
 Austin, Texas | Westlake HS

Notables:

- A 247Sports and Rivals 3-star recruit
- Finished his senior year with 53 receptions for 828 yards and nine touchdowns



14

JALEN DYE
 Safety | 6'0" | 195 | TR | RS-So.
 San Diego, Calif. | Cathedral Catholic HS/
 Palomar College


Notables:

- Played one season at Palomar before transferring to KU
- Named the defensive MVP of team's bowl game

Career Defensive Stats

Date	Opponent	UA-At-TT	TFL	Sack	Int.	PD	FF/R
9-1-23	Missouri State	0-0-0	0-0	0-0	0	1	0/0

Career Highs: Pass Deflections - 1 (vs. Missouri State, 9-1-23)




14

MIKEY PAULEY
 Quarterback | 6'5" | 220 | TR | RS-Fr.
 Overland Park, Kan. | Blue Valley Northwest/
 Nebraska

Notables:

- Transferred from Nebraska following the 2022 season
- Was a three-sport standout athlete in high school




15

COLE BALLARD
 Quarterback | 6'2" | 210 | HS | Fr.
 Westfield, Ind. | Westfield HS

Notables:

- Was named to the Indiana 6A All-State Team
- Was named an All-Academic Player for the 2022 high school season
- Saw action in the 2023 season opener vs. Missouri State (9-1-23)



15

CRAIG YOUNG
 Linebacker | 6'3" | 225 | 1L | RS-Sr.
 Fort Wayne, Ind. | Wayne HS/Ohio State

Notables:

- Preseason All-Big 12 Fourth Team by Phil Steele and Athlon
- Started in all 13 games during the 2022 season
- Recorded a career-high eight tackles at Kansas State (11-26-22)

Career Defensive Stats

Date	Opponent	UA-At-TT	TFL	Sack	Int.	PD	FF/R
9-2-22	Tennessee Tech	1-1-2	0-0	0-0	0	0	0/0
9-10-22	at West Virginia	2-5-7	0-0	0-0	0	2	0/0
9-17-22	at Houston	7-0-7	1-0-2	1-0-2	0	0	0/0
9-24-22	Duke	4-1-5	0-0	0-0	0	0	0/0
10-1-22	Iowa State	5-0-5	1-0-8	1-0-8	0	0	0/0
10-8-22	TCU	4-1-5	1-0-3	0-0	0	0	0/0
10-15-22	at Oklahoma	2-1-3	1-0-6	1-0-6	0	0	0/0
10-22-22	at Baylor	2-2-4	0-0	0-0	1	1	0/0
11-5-22	Oklahoma State	4-1-5	0-5-2	0-5-2	0	0	0/0
11-12-22	at Texas Tech	3-1-4	0-0	0-0	0	0	0/0
11-19-22	Texas	1-2-3	0-0	0-0	0	0	0/0
11-26-22	at Kansas State	7-1-8	1-0-5	1-0-5	0	1	1/0
12-28-22	vs. Arkansas	0-2-2	0-0	0-0	0	0	0/0
2022		42-18-60	5.5-26	4.5-23	1	4	1/0
9-8-23	Illinois	2-1-3	0-0	0-0	0	0	0/0
9-16-23	at Nevada	6-0-6	1-0-1	1-0-1	0	0	0/0
9-23-23	BYU	2-0-2	0-0	0-0	0	1	0/0
9-30-23	at Texas	2-5-7	0-0	0-0	0	0	0/0
10-7-23	UCF	2-1-3	0-0	0-0	0	1	0/0
10-14-23	at Oklahoma State	4-0-4	0-0	0-0	0	0	0/0
10-28-23	Oklahoma	2-0-2	0-0	0-0	0	0	0/0
2023		20-7-27	1.0-1	1.0-1	0	2	0/0
Career		62-25-87	6.5-27	5.5-24	1	6	1/0

Career Highs: Tackles - 8 (at Kansas State, 11-26-22), Pass Deflections - 2 (at West Virginia, 9-10-22), Sacks - 1.0 (Five Times, MR at Nevada, 9-16-23), Interceptions - 1 (at Baylor, 10-22-22), Forced fumbles - 1 (at Kansas State, 11-26-22), Tackles for loss - 1 (Six Times, MR at Nevada, 9-16-23)




16

LOGAN BRANTLEY
 Linebacker | 6'2" | 211 | HS | Fr.
 Denver, Colo. | Cherry Creek HS

Notables:

- A 247Sports and Rivals three-star recruit
- Led his team to a 5A state championship his senior year
- Coached by former NFL receiver Dave Logan




16

BEN EASTERS
 Quarterback | 6'3" | 215 | RS | RS-So.
 Brownsburg, Ind. | Brownsburg HS

Notables:

- Did not see action in 2022
- A 247Sports and Rivals three-star recruit out of high school




17

JADEN HAMM
 Tight End | 6'6" | 245 | HS | Fr.
 Eudora, Kan. | Eudora HS

Notables:

- An ESPN four-star recruit and 247Sports/Rivals three-star recruit
- Rated as the fifth-best player in Kansas and 25th tight end in the country



17

AKILI HUBBARD
 Safety | 6'2" | 205 | TR | Jr.
 Bellflower, Calif. | Bellflower HS/Golden West College

Notables:

- Transferred from Golden West College following the 2022 season
- Was a part of a Golden West secondary that led the country with 25 interceptions





18

KALON GERVIN
 Cornerback | 5'11" | 195 | TR | RS-Jr.
 Detroit, Mich. | Cass Technical HS/Michigan State

Notables:

- Saw action in 12 games in 2022
- Recorded his first career tackle-for-loss at Oklahoma (10-15-22)

Career Defensive Stats


Date	Opponent	UA-At-TT	TFL	Sack	Int.	PD	FF/R
9-2-22	Tennessee Tech	1-1-2	0-0	0-0	0	0	0/0
9-10-22	at West Virginia	3-1-4	0-0	0-0	0	0	0/0
9-17-22	at Houston	0-0-0	0-0	0-0	0	1	0/0
9-24-22	Duke	3-0-3	0-0	0-0	0	0	0/0
10-1-22	Iowa State	3-0-3	0-0	0-0	0	0	0/0
10-15-22	at Oklahoma	3-2-5	0-0	0-0	0	0	0/0
10-22-22	at Baylor	1-0-1	0-0	0-0	0	0	0/0
11-5-22	Oklahoma State	1-0-1	1.0-1	0-0	0	1	0/0
11-12-22	at Texas Tech	0-0-0	0-0	0-0	0	1	0/0
11-19-22	Texas	0-0-0	0-0	0-0	0	1	0/0
11-26-22	at Kansas State	1-0-1	0-0	0-0	0	0	0/0
12-28-22	vs. Arkansas	1-0-1	0-0	0-0	0	0	0/0
2022		17-4-21	1.0-1	0-0	0	4	0/0
9-1-23	Missouri State	2-0-2	0-0	0-0	0	0	0/0
9-8-23	Illinois	0-0-0	0-0	0-0	0	1	0/0
9-23-23	BYU	1-1-2	0-0	0-0	0	1	0/0
10-7-23	UCF	0-0-0	0-0	0-0	0	1	0/0
10-14-23	at Oklahoma State	2-0-2	0-0	0-0	0	0	0/0
2023		5-1-6	0-0	0-0	0	3	0/0
Career		22-5-27	1.0-1	0-0	0	7	0/0

Career Highs: Tackles - 5 (at Oklahoma, 10-15-22), Pass Deflections - 1 (Six Times, MR vs. BYU, 9-23-23), Tackles for loss - 1.0 (vs. Oklahoma State, 11-5-22).



18

JACK JACKSON
 Quarterback | 6'3" | 195 | RS | RS-So.
 Dallas, Texas | Highland Park HS




19

TJ CREWS IV
 Quarterback | 6'0" | 190 | HS | Fr.
 Lenexa, Kan. | Christ Prep Academy

Notables:

- Was named the offensive MVP following the 2022 season for his high school team
- Scored a team-high 15 touchdowns as a senior



19

TRISTIAN FLETCHER
 Linebacker | 6'0" | 225 | 1L | RS-So.
 Cypress, Texas | Cy Ridge HS/Trinity Valley CC


Notables:

- Recorded his first tackle vs. Tennessee Tech (9-2-22)
- Saw action in three games during the 2022 season

Career Defensive Stats

Date	Opponent	UA-At-TT	TFL	Sack	Int.	PD	FF/R
9-2-22	Tennessee Tech	1-0-1	0-0	0-0	0	0	0/0
11-12-22	at Texas Tech	1-0-1	0-0	0-0	0	0	0/0
2022		2-0-2	0-0	0-0	0	0	0/0

Career Highs: Tackles - 1 (Two Times, MR at Texas Tech, 11-12-22).



20

DONOVAN GAINES
 Linebacker | 5'10" | 220 | 1L | RS-So.
 Moore, Okla. | Southmoore HS


Notables:

- Recorded his first tackle as a member of the program vs. TCU (10-8-22)
- Saw action in five games on the defense

Career Defensive Stats

Date	Opponent	UA-At-TT	TFL	Sack	Int.	PD	FF/R
10-8-22	TCU	1-0-1	0-0	0-0	0	0	0/0
10-15-22	at Oklahoma	1-0-1	0-0	0-0	0	0	0/0
11-19-22	Texas	1-0-1	0-0	0-0	0	0	0/0
2022		3-0-3	0-0	0-0	0	0	0/0
9-1-23	Missouri State	0-1-1	0-0	0-0	0	0	0/0
9-8-23	Illinois	0-1-1	0-0	0-0	0	0	0/0
2023		0-2-2	0-0	0-0	0	0	0/0
Career		3-2-5	0-0	0-0	0	0	0/0

Career Highs: Tackles - 1 (Five Times, MR vs. Illinois, 9-8-23).



20

DANIEL HISHAW JR.
 Running Back | 5'10" | 220 | 2L | RS-So.
 Moore, Okla. | Moore HS

Notables:

- Averaged 71 yards per carry with a career-high 134 rushing yards and two touchdowns vs. UCF (10-7-23)
- Scored a rushing touchdown in six of eight games this season
- Made a career-high 73-yard receiving touchdown vs. Duke (9-24-22)

Career Rushing Stats

Date	Opponent	No.	Yds.	TD	Avg.
9-12-20	Coastal Carolina	2	2	0	1.0
9-26-20	at Baylor	1	0	0	0.0
10-3-20	Oklahoma State	5	51	0	10.2
10-24-20	at Kansas State	6	14	0	2.3
10-31-20	Iowa State	6	2	1	0.3
11-7-20	at Oklahoma	10	73	0	7.3
12-5-20	at Texas Tech	22	87	1	4.0
2020		55	229	2	4.4
9-2-22	Tennessee Tech	5	56	1	11.2
9-10-22	at West Virginia	10	63	2	6.3
9-17-22	at Houston	11	51	1	4.6
9-24-22	Duke	10	64	0	6.4
10-1-22	Iowa State	8	28	1	3.5
2022		44	262	5	6.0
9-1-23	Missouri State	4	29	1	7.2
9-8-23	Illinois	12	98	1	8.2
9-16-23	at Nevada	9	48	1	5.3
9-23-23	BYU	8	60	0	7.5
9-30-23	at Texas	8	44	1	5.5
10-7-23	UCF	19	134	2	7.1
10-14-23	at Oklahoma State	8	24	0	3.0
10-28-23	Oklahoma	12	51	2	4.2
2023		80	488	8	6.1
Career		176	979	16	5.6

Career Highs: Rushes - 22 (at Texas Tech, 12-5-20), Yards - 134 (vs. UCF, 10-7-23), Touchdowns - 2 (Three Times, MR vs. Oklahoma, 10-28-23), Long - 47 (at Oklahoma, 11-7-20).

Career Receiving Stats

Date	Opponent	No.	Yds.	TD	Avg.
10-24-20	at Kansas State	1	9	0	9.0
10-31-20	Iowa State	1	-2	0	-2.0
12-5-20	at Texas Tech	3	21	0	7.0
2020		5	28	0	5.6
9-2-22	Tennessee Tech	1	5	0	5.0
9-17-22	at Houston	1	17	0	17.0
9-24-22	Duke	1	73	1	73.0
2022		3	95	1	31.7
10-28-23	Oklahoma	1	9	0	9.0
Career		9	132	1	14.7

Career Highs: Receptions - 3 (at Texas Tech, 12-5-20), Yards - 73 (vs. Duke, 9-24-22), Touchdowns - 1 (vs. Duke, 9-24-22), Long - 73 (vs. Duke, 9-24-22).



22

BRIAN DILWORTH
 Cornerback | 5'11" | 180 | RS | RS-Fr.
 Hollywood, Fla. | Chaminade-Madonna Prep

Notables:

- Recorded one tackle in the only action he saw vs. Arkansas in the 2022 Autozone Liberty Bowl

Career Defensive Stats

Date	Opponent	UA-At-TT	TFL	Sack	Int.	PD	FF/R
12-28-22	vs. Arkansas	0-1-1	0-0	0	0	0	0/0

Career Highs: Tackles - 1 (vs. Arkansas, 12-28-22).



23

MASON ELLIS
 Safety | 6'2" | 205 | RS | RS-Fr.
 Mulvane, Kan. | Mulvane HS

Notables:

- Did not see action in the 2022 season, red-shirted



24

REIS VERNON
 Punter | 6'2" | 195 | 3L | Jr.
 Bixby, Okla. | Bixby HS

Notables:

- Was named Academic All-Big 12 Football First Team in 2021
- Landed 10 punts inside the 20-yard line in 2022

Career Punting Stats

Date	Opponent	No.	Yds.	Avg.
10-24-20	at Kansas State	5	173	34.6
10-31-20	Iowa State	5	258	43.0
11-7-20	at Oklahoma	9	331	36.8
11-28-20	TCU	11	408	37.1
12-5-20	at Texas Tech	7	268	38.3
2020		38	1,438	37.8
9-3-21	South Dakota	7	281	40.1
9-10-21	at Coastal Carolina	1	38	38.0
9-18-21	Baylor	8	376	47.0
9-25-21	at Duke	4	131	38.3
10-2-21	at Iowa State	5	208	41.6
10-16-21	Texas Tech	4	129	32.3
10-23-21	Oklahoma	1	36	36.0
10-30-21	at Oklahoma State	7	310	44.3
11-6-21	Kansas State	4	177	44.2
11-13-21	at Texas	4	153	38.2
11-20-21	at TCU	3	102	34.0
11-27-21	West Virginia	1	40	40.0
2021		49	1,981	40.4
9-10-22	at West Virginia	3	129	43.0
9-17-22	at Houston	2	86	43.0
9-24-22	Duke	1	45	45.0
10-1-22	Iowa State	6	239	39.8
10-8-22	TCU	3	125	41.7
10-15-22	at Oklahoma	5	212	42.4
10-22-22	at Baylor	2	63	31.5
11-5-22	Oklahoma State	3	94	31.3
11-12-22	at Texas Tech	2	96	48.0
11-19-22	Texas	3	118	39.3
11-26-22	at Kansas State	5	190	38.0
2022		35	1,397	39.9
Career		122	4,816	39.5

Career Highs: Punts - 11 (vs. TCU, 11-28-20), Yards - 408 (vs. TCU, 11-28-20), Game average - 48.0 (at Texas Tech, 11-12-22).



24

DAMARIUS MCGHEE
 Cornerback | 6'0" | 170 | TR | RS-So.
 Pensacola, Fla. | Pensacola HS/LSU

Notables:

- Transferred from LSU following the 2022 season
- Started in the Valero Texas Bowl in 2021 as a freshman



25

DYLAN MCDUFFIE
 Running Back | 6'0" | 220 | TR | RS-Sr.
 Buffalo, N.Y. | Sweet Home HS/Georgia Tech

Notables:

- Transferred from Georgia Tech following the 2022 season
- Recorded a rushing touchdown as a Yellow Jacket against Western Carolina (9-10-2022)
- Produced 40 yards and a touchdown off of six touches in his first game at KU

Career Rushing Stats

Date	Opponent	No.	Yds.	TD	Avg.
9-1-23	Missouri State	6	40	1	6.7
9-8-23	Illinois	7	19	0	2.7
9-16-23	at Nevada	5	13	0	2.6
9-23-23	BYU	2	17	0	8.5
10-7-23	UCF	13	91	2	7.0
2023		33	180	3	5.5

Career Highs: Rushes - 13 (vs. UCF, 10-7-23), Yards - 91 (vs. UCF, 10-7-23), Touchdowns - 2 (vs. UCF, 10-7-23)




25

KALEB PURDY
 Safety | 5'11" | 185 | RS | RS-Fr.
 St. Louis, Mo. | DeSmet Jesuit HS

Notables:

- Did not see action in the 2022 season, red-shirted



26

KRISHAWN BROWN
 Linebacker | 6'1" | 220 | 1L | RS-So.
 Tulsa, Okla. | Booker T. Washington HS

Notables:

- Played in three games as a part of the special teams unit in 2022




26

JOHNNY THOMPSON JR.
 Running Back | 5'11" | 186 | HS | Fr.
 Canoga Park, Calif. | Oaks Christian School

Notables:

- A 247Sports and Rivals 3-star recruit
- Rushed for 1,035 yards and 16 touchdowns on 152 carries as a senior



27

TAYLOR DAVIS
 Safety | 6'0" | 180 | HS | Fr.
 Missouri City, Texas | Ridge Point HS

Notables:

- A 247Sports and Rivals 3-star recruit
- Touchdown Club of Houston 2022 Defensive Player of the Year finalist



28

JB BROWN
 Linebacker | 6'2" | 230 | TR | Jr.
 Hughes, Ark. | Har-Ber HS/Bowling Green

Notables:

- Forced and recovered a fumble for the first time in his career at Kansas vs. Oklahoma (10-28-23)
- Matched his career-high with nine total tackles at Oklahoma State (10-14-23)

Career Defensive Stats

Date	Opponent	UA-At-TT	TFL	Sack	Int.	PD	FF/R
9-1-23	Missouri State	2-2-4	0.5-2	0-0	0	1	0/0
9-8-23	Illinois	3-3-6	2.0-7	1.0-6	0	1	0/0
9-16-23	at Nevada	2-1-3	1.0-11	0-0	0	0	1/0
9-23-23	BYU	3-0-3	1.0-10	1.0-10	0	0	0/0
9-30-23	at Texas	5-4-9	0-0	0-0	0	0	0/0
10-14-23	at Oklahoma State	7-2-9	0-0	0-0	0	0	0/0
10-28-23	Oklahoma	4-1-5	0-0	0-0	0	0	1/1
2023		26-13-38	3.5-30	1.0-16	0	2	2/1

Career Highs: Tackles - 9 (Two Times, MR at Oklahoma State, 10-14-23), Tackles for loss - 2.0 (vs. Illinois, 9-8-23), Sacks - 1.0 (Two Times, MR vs. BYU, 9-23-23), Pass deflections - 1 (Two Times, MR vs. Illinois, 9-8-23)



28

SEVION MORRISON
 Running Back | 6'0" | 210 | 1L | Jr.
 Tulsa, Okla. | Edison HS/Nebraska

Notables:

- Ran for a career-high 70 yards on eight touches in season opener vs. Tennessee Tech (9-2-22) last season.

Career Rushing Stats

Date	Opponent	No.	Yds.	TD	Avg.
9-2-22	Tennessee Tech	8	70	1	8.8
9-10-22	at West Virginia	1	7	0	7.0
9-17-22	at Houston	1	30	0	30.0
9-24-22	Duke	2	3	0	1.5
10-8-22	TCU	1	40	0	40.0
10-15-22	at Oklahoma	3	1	0	0.3
10-22-22	at Baylor	2	3	0	1.5
11-19-22	Texas	5	11	0	2.2
2022		23	165	1	7.2
9-1-23	Missouri State	8	41	1	5.1
Career		31	206	2	6.7

Career Highs: Rushes - 8 (Two Times, MR vs. Missouri State, 9-1-23), Yards - 70 (vs. Tennessee Tech, 9-2-22), Touchdowns - 1 (Two Times, MR vs. Missouri State, 9-1-23).

Career Receiving Stats

Date	Opponent	No.	Yds.	TD	Avg.
9-17-22	at Houston	1	13	0	13.0
10-8-22	TCU	1	1	0	1.0
10-22-22	at Baylor	1	12	0	12.0
2022		3	26	0	8.7
Career		3	26	0	8.7

Career Highs: Receptions - 1 (Three Times, MR at Baylor, 10-22-22), Yards - 13 (at Houston, 9-17-22).

Career Kick Return Stats

Date	Opponent	No.	Yds.	TD	Avg.
10-1-22	Iowa State	2	58	0	29.0
11-19-22	Texas	3	63	0	21.0
12-28-22	vs. Arkansas	1	7	0	7.0
2022		6	128	0	21.3
Career		6	128	0	21.3

Career Highs: Returns - 3 (vs. Texas, 11-19-22), Yards - 63 (vs. Texas, 11-19-22).



29

JAMEEL CROFT
 Cornerback | 6'0" | 177 | HS | Fr.
 Detroit, Mich. | Martin Luther King HS

Notables:

- A 247Sports and Rivals 3-star recruit
- 2022 Michigan Associated Press Division 3A All-State Team



29

REECE THOMAS
 Wide Receiver | 5'10" | 178 | RS | RS-So.
 Lansing, Kan. | Lansing HS



30

RICH MILLER
 Linebacker | 6'1" | 230 | 2L | Sr.
 Detroit, Mich. | Martin Luther King HS/Bufalo

Notables:

- Recorded 1.5 tackles for loss at Nevada (9-16-23), a career-high
- Preseason All-Big 12 Third Team by Athlon
- Notched a season-high 12 tackles at West Virginia (9-10-22)

Career Defensive Stats

Date	Opponent	UA-At-TT	TFL	Sack	Int.	PD	FF/R
9-3-21	South Dakota	1-0-1	0-0	0-0	0	0	0/0
9-10-21	at Coastal Carolina	2-2-4	0-0	0-0	0	1	0/0
9-18-21	Baylor	1-0-1	0-0	0-0	0	0	0/0
9-25-21	at Duke	7-7-14	0-0	0-0	0	0	0/0
10-2-21	at Iowa State	3-2-5	0-0	0-0	0	0	0/0
10-16-21	Texas Tech	7-0-7	1-0-1	1-0-12	0	0	0/0
10-23-21	Oklahoma	3-3-6	0-0	0-0	0	0	1/0
10-30-21	at Oklahoma State	7-2-9	1-0-2	0-0	0	0	0/0
11-6-21	Kansas State	8-0-8	0-0	0-0	0	1	0/0
11-13-21	at Texas	8-0-8	1-0-1	0-0	0	0	0/1
11-20-21	at TCU	3-4-7	0-0	0-0	0	0	0/0
11-27-21	West Virginia	7-2-9	2-0-15	1-0-14	0	0	0/0
2021		57-22-79	5-0-19	2-0-26	0	2	1/1
9-2-22	Tennessee Tech	2-4-6	0-0	0-0	0	0	0/0
9-10-22	at West Virginia	7-5-12	0-0	0-0	0	0	0/0
9-17-22	at Houston	7-2-9	1-0-7	0-0	0	0	0/0
9-24-22	Duke	4-0-4	0-0	0-0	0	0	0/0
10-1-22	Iowa State	2-5-7	0-5-1	0-0	0	0	0/0
10-8-22	TCU	5-4-9	0-5-1	0-0	0	0	0/0
10-15-22	at Oklahoma	4-5-9	0-0	0-0	0	0	0/0
10-22-22	at Baylor	6-1-7	0-0	0-0	0	0	0/0
11-5-22	Oklahoma State	5-1-6	1-0-4	1-0-4	1	1	0/0
11-12-22	at Texas Tech	4-2-6	0-0	0-0	0	0	0/0
11-19-22	Texas	3-1-4	0-0	0-0	0	0	0/0
11-26-22	at Kansas State	4-0-4	0-0	0-0	0	0	0/0
12-28-22	vs. Arkansas	3-8-11	0-0	0-0	0	0	0/0
2022		56-38-94	3-0-13	1-0-4	1	1	0/0
9-1-23	Missouri State	6-1-7	0-0	0-0	0	0	0/0
9-8-23	Illinois	2-0-2	0-0	0-0	0	0	0/0
9-16-23	at Nevada	4-2-6	1-5-5	0-0	0	0	0/0
9-23-23	BYU	1-3-4	0-0	0-0	0	0	0/0
9-30-23	at Texas	3-0-3	0-0	0-0	0	0	0/0
10-7-23	UCF	3-2-5	0-5-0	0-0	0	0	0/0
10-14-23	at Oklahoma State	3-2-5	0-0	0-0	0	0	0/0
10-28-23	Oklahoma	2-1-3	0-0	0-0	0	0	0/0
2023		24-11-35	2-0-5	0-0	0	0	0/0
Career		137-71-208	10-0-37	3-0-30	1	3	1/1

Career Highs: Tackles - 12 (at West Virginia, 9-10-22), Tackles for Loss - 1.5 (at Nevada, 9-16-23), Sacks - 1 (Two Times, MR vs. Oklahoma State, 11-5-22), Pass deflections - 1 (Three times, MR vs. Oklahoma State, 11-5-22), Forced Fumbles - 1 (vs. Oklahoma, 10-23-21), Fumble Recoveries - 1 (at Texas, 11-13-21), Interceptions - 1 (vs. Oklahoma State, 11-5-22).



30

CARSON MORGAN
 Running Back | 6'0" | 200 | HS | Fr.
 Bentonville, Ark. | Bentonville HS

Notables:

- Accumulated over 1,500 rushing yards, 700 career receiving yards and 17 total touchdowns at Bentonville high school
- Arkansas 7A West Second Team All-Conference



31

LANDON NELSON
 Safety | 5'11" | 190 | 1L | RS-So.
 Maui, Hawaii | Valley HS

Notables:

- Saw action for the first time last season vs. Texas (11-19-22)
- Recorded his first tackle as a Jayhawk vs. Texas (11-19-22)

Career Defensive Stats

Date	Opponent	UA-At-TT	TFL	Sack	Int.	PD	FF/R
11-19-22	Texas	1-0-1	0-0	0-0	0	0	0/0

Career Highs: Tackles - 1 (vs. Texas, 11-19-22).



32

DYLAN DOWNING
 Linebacker | 6'1" | 235 | 1L | RS-Jr.
 Kansas City, Kan. | Bishop Miege HS

Notables:

- Saw action in five games during the 2022 season
- Recorded a career-high two tackles at Kansas State (11-26-22)

Career Defensive Stats

Date	Opponent	UA-At-TT	TFL	Sack	Int.	PD	FF/R
10-8-22	TCU	1-0-1	0-0	0-0	0	0	0/0
11-12-22	at Texas Tech	1-0-1	0-0	0-0	0	0	0/0
11-26-22	at Kansas State	2-0-2	0-0	0-0	0	0	0/0
2022		4-0-4	0-0	0-0	0	0	0/0
Career		4-0-4	0-0	0-0	0	0	0/0

Career Highs: Tackles - 2 (at Kansas State, 11-26-22).



34

OWEN PIEPERGERDES

Kicker | 6'6" | 260 | RS | RS-So.

Kansas City, Mo. | Rockhurst HS

Notables:

- Saw time as the place kicker in four games in 2022
- Went a perfect 9-for-9 in PATs during 2022

Career Kicking Stats

Date	Opponent	FGM-A	Pct.	XPM-A	Pct.	Pts.
11-19-22	Texas	0-0	00.0	2-2	100.0	2
11-26-22	at Kansas State	0-0	00.0	3-3	100.0	3
12-28-22	vs. Arkansas	1-1	100.0	4-4	100.0	7
2022		1-1	100.0	9-9	100.0	12
9-1-23	Missouri State	0-0	0.0	1-1	100.0	1
10-7-23	UCF	0-0	0.0	1-1	100.0	1
10-14-23	at Oklahoma State	0-0	0.0	1-1	100.0	1
2023		0-0	0.0	3-3	100.0	3
Career		1-1	100.0	10-10	100.0	13

Career Highs: Long - 36 (vs. Arkansas, 12-28-22), Field Goals Made - 1 (vs. Arkansas, 12-28-22), Extra Points Made - 4 (vs. Arkansas, 12-28-22), Points - 7 (vs. Arkansas, 12-28-22).



34

ALEX RAICH

Linebacker | 6'3" | 215 | TR | Jr.

Chur, Switzerland | Quader Schulhaus/Golden West College

Notables:

- Transferred from Golden West College following the 2022 season



35

BILLY CONAWAY

Running Back | 6'2" | 220 | TR | RS-Jr.

Kansas City, Kan. | Shawnee Mission North/Butler CC

Notables:

- Transferred from Butler Community College following the 2022 season



35

TONY TERRY

Defensive End | 6'5" | 250 | HS | Fr.

Jackson, Mo. | Jackson HS

Notables:

- Class 5A All-Region and SEMO All-Conference



36

ISAIAH COPPAGE

Wide Receiver | 6'0" | 191 | HS | Fr.

Shawnee Mission, Kan. | Bishop Miege HS

Notables:

- 2022 Otis Taylor Award Winner, awarded to the Kansas City Metro's best wide receiver/tight end
- Selected to play in the 2023 Kansas Shrine Bowl



36

PATRICK JOYNER JR.

Defensive End | 6'3" | 250 | TR | RS-Sr.

Miami, Florida | South Dade HS/Miami/Utah State

Notables:

- Produced three tackles vs. Oklahoma (10-28-23) for a new career-high
- Recorded two tackles and a sack for a loss of one vs. Illinois (9-8-23)

Career Defensive Stats

Date	Opponent	UA-At-TT	TFL	Sack	Int.	PD	FF/R
9-8-23	Illinois	2-0-2	1.0-1	1.0-1	0	0	0/0
9-16-23	at Nevada	1-1-2	0-0	0-0	0	0	0/0
9-30-23	at Texas	1-0-1	0-0	0-0	0	0	0/0
10-7-23	UCF	2-0-2	0-0	0-0	0	0	0/0
10-14-23	at Oklahoma State	1-1-2	0.5-1	0-0	0	0	0/0
10-28-23	Oklahoma	2-1-3	0-0	0-0	0	0	0/0
2023		9-3-12	1.5-2	1.0-1	0	0	0/0

Career Highs: Tackles - 3 (vs. Oklahoma, 10-28-23), Sacks - 1 (vs. Illinois, 9-8-23), Tackles for loss - 1 (vs. Illinois, 9-8-23)



37

HAYDEN HATCHER

Defensive End | 6'3" | 240 | 3L | RS-Sr.

Council Bluffs, Iowa | Lewis Central HS

Notables:

- Recorded at least one tackle in 10 games during the 2022 season
- Tallied a career-high seven tackles with two tackles for loss vs. Missouri State (9-1-23)
- Matched his career-high with 0.5 sack at Texas (9-30-23)

Career Defensive Stats

Date	Opponent	UA-At-TT	TFL	Sack	Int.	PD	FF/R
9-26-20	at Baylor	0-2-2	0.0	0-0	0	0	0/0
10-3-20	Oklahoma State	3-0-3	1.0-1	0-0	0	0	0/0
10-24-20	at Kansas State	1-0-1	0-0	0-0	0	0	0/0
10-31-20	Iowa State	1-0-1	0-0	0-0	0	0	0/0
2020		5-2-7	1.0-1	0.0	0	0	0/0
9-3-21	South Dakota	1-0-1	0-0	0-0	0	0	0/0
9-10-21	at Coastal Carolina	2-0-2	0-0	0-0	0	0	0/0
9-25-21	at Duke	1-2-3	0-0	0-0	0	0	0/1
2021		4-2-6	0-0	0-0	0	0	0/1
9-2-22	Tennessee Tech	1-2-3	1.5-5	0.5-2	0	0	0/0
9-10-22	at West Virginia	1-1-2	0-0	0-0	0	0	0/0
9-17-22	at Houston	2-2-4	0-0	0-0	0	0	0/0
10-8-22	TCU	0-1-1	0-0	0-0	0	0	0/0
10-15-22	at Oklahoma	1-0-1	0-0	0-0	0	0	0/0
10-22-22	at Baylor	1-1-2	0-0	0-0	0	0	0/0
11-5-22	Oklahoma State	0-2-2	0.5-0	0-0	0	0	0/0
11-12-22	at Texas Tech	1-0-1	0-0	0-0	0	0	0/0
11-19-22	Texas	2-0-2	0-0	0-0	0	0	0/0
12-28-22	vs. Arkansas	0-3-3	0-0	0-0	0	1	0/0
2022		9-12-21	2.0-5	0.5-2	0	1	0/0
9-1-23	Missouri State	2-5-7	2.0-3	0-0	0	0	0/0
9-8-23	Illinois	0-3-3	0.5-1	0-0	0	0	0/0
9-23-23	BYU	2-0-2	0-0	0-0	0	0	0/0
9-30-23	at Texas	0-1-1	0.5-1	0.5-1	0	0	0/0
10-7-23	UCF	0-1-1	0-0	0-0	0	0	0/0
10-28-23	Oklahoma	0-1-1	0-0	0-0	0	0	0/0
2023		4-11-15	3.0-5	0.5-1	0	0	0/0
Career		22-27-49	6.0-11	1.0-3	0	1	0/1

Career Highs: Tackles - 7 (vs. Missouri State, 9-1-23), Tackles for Loss - 2.0 (vs. Missouri State, 9-1-23), Sacks - 0.5 (Two Times, MR at Texas, 9-30-23) Fumble recoveries - 1 (at Duke, 9-25-21).



37

GRAYDEN ADDISON
Punter | 5'11" | 220 | 1L | RS-So.
Noblesville, Ind. | Noblesville HS

Notables:

- Made his Kansas debut vs. the Longhorns (11-19-22)
- Punted four times in the 2022 Autozone Liberty bowl for 158 yards

Career Punting Stats

Date	Opponent	No.	Yds.	Avg.
11-19-22	Texas	1	28	28.0
12-28-22	vs. Arkansas	4	158	39.5
2022		5	186	37.2

Career highs: Punts - 4 (vs. Arkansas, 12-28-22), Yards - 158 (vs. Arkansas, 12-28-22), Game average - 39.5 (vs. Arkansas, 12-28-22).



38

JACK SCHNEIDER
Cornerback | 6'3" | 175 | HS | Fr.
Overland Park, Kan. | Blue Valley West

Notables:

- Named First Team All-State and First Team All-Conference in 2022
- Selected to play in the 2023 Kansas Shrine Bowl



39

COLE MONDI
Linebacker | 5'10" | 220 | 1L | RS-So.
Lawrence, Kan. | Lawrence HS

Notables:

- Did not see game action, red-shirted



40

TABOR ALLEN
Kicker | 6'1" | 190 | 3L | Jr.
Mansfield, Texas | Mansfield Lakeridge HS

Notables:

- The main kicker for kickoffs during 2022
- Totaled 79 kickoffs for 4,826 yards and 43 touchbacks

Career Kickoff Stats

Date	No.	Yds.	Avg.	TB	OB
2020	18	943	52.4	6	0
2021	43	2,705	62.9	29	1
2022	79	4,826	61.1	43	2
2023	54	3,384	62.7	41	1
Career	194	11,858	61.1	119	4



40

DEVIN PHILLIPS
Defensive Line | 6'2" | 325 | TR | RS-Sr.
Monroe, La. | Neville HS/Colorado State


Notables:

- Preseason All-Big 12 Fourth Team by Phil Steele
- Transferred from Colorado State after the 2021 season

Career Defensive Stats

Date	Opponent	UA-At-TT	TFL	Sack	Int.	PD	FF/R
9-8-23	Illinois	1-0-1	0-0	0-0	0	0	0/0
9-23-23	BYU	1-0-1	0-0	0-0	0	0	0/0
9-30-23	at Texas	3-0-3	0-0	0-0	0	0	0/0
10-14-23	at Oklahoma State	1-0-1	0-0	0-0	0	0	0/0
10-28-23	Oklahoma	1-1-2	0-0	0-0	0	0	0/0
2023		7-1-8	0-0	0-0	0	0	0/0

Career Highs: Tackles - 3 (at Texas, 9-30-23)



41

HUNTER LUKE
Wide Receiver | 5'10" | 155 | HS | Fr.
Austin, Texas | Westlake HS

Notables:

- Helped lead high school team to the 2021 Texas 6A State Championship
- Was on the 2023 state finalist 4x100 meter relay team at Westlake



41

EZRA VEDRAL
Linebacker | 6'2" | 204 | HS | Fr.
Omaha, Neb. | Creighton Prep HS

Notables:

- Named to the 102nd World-Herald All-Nebraska football team
- Second team defense in 2022



43

ANDREW RUSSELL
Safety | 6'2" | 200 | 1L | RS-Sr.
Victor, N.Y. | Victor HS/Michigan

Notables:

- Saw action in seven games during the 2022 season
- Recorded one tackle in four games last season

Career Defensive Stats

Date	Opponent	UA-At-TT	TFL	Sack	Int.	PD	FF/R
9-24-22	Duke	1-0-1	0-0	0-0	0	0	0/0
10-22-22	at Baylor	1-0-1	0-0	0-0	0	0	0/0
11-26-22	at Kansas State	1-0-1	0-0	0-0	0	0	0/0
12-28-22	vs. Arkansas	1-0-1	0-0	0-0	0	0	0/0
2022		4-0-4	0-0	0-0	0	0	0/0
Career		4-0-4	0-0	0-0	0	0	0/0

Career Highs: Tackles - 1 (Four Times, MR vs. Arkansas, 12-28-22).



44

CORNELL WHEELER
 Linebacker | 6'0" | 225 | 2L | Jr.
 West Bloomfield, Mich. | West Bloomfield HS/
 Michigan

Notables:

- Matched his career-high with five tackles vs. Oklahoma (10-28-23)
- Notched the first interception of his college career at Texas (9-30-23)
- Recorded his first tackle as a Jayhawk at Iowa State (10-2-21)

Career Defensive Stats

Date	Opponent	UA-A-TT	TFL	Sack	Int.	PD	FF/R
10-2-21	at Iowa State	0-1-1	0-0	0-0	0	0	0/0
2021		0-1-1	0-0	0-0	0	0	0/0
9-16-23	at Nevada	2-1-3	0-0	0-0	0	0	0/0
9-23-23	BYU	3-0-3	1-0-3	0-0	0	0	1/0
9-30-23	at Texas	1-4-5	0-0	0-0	1	0	0/0
10-7-23	UCF	2-0-2	0-0	0-0	0	0	0/0
10-14-23	at Oklahoma State	4-0-4	1-0-2	1-0-2	0	0	0/0
10-28-23	Oklahoma	4-1-5	2-0-2	0-0	0	0	0/1
2023		16-6-22	4-0-7	1-0-2	1	0	1/1
Career		16-7-23	4-0-7	1-0-2	1	0	1/1

Career Highs: Tackles - 5 (Two Times, MR vs. Oklahoma, 10-28-23), Tackles for loss - 2 (vs. Oklahoma, 10-28-23), Forced fumbles - 1 (vs. BYU, 9-23-23), Fumble recoveries - 1 (vs. Oklahoma, 10-28-23) Interceptions - 1 (at Texas, 9-30-23), Sacks - 1 (at Oklahoma State, 10-14-23)



45

TREVOR KARDELL
 Tight End | 6'5" | 255 | 2L | Jr.
 Lee's Summit, Mo. | Lee's Summit West HS

Notables:

- Saw action in seven games during the 2022 season
- Logged his first touchdown dawning the crimson and blue vs. Duke (9-24-22)

Career Receiving Stats

Date	Opponent	No.	Yds.	TD	Avg.
10-30-21	at Oklahoma State	2	12	0	6.0
11-13-21	at Texas	2	30	0	15.0
11-20-21	at TCU	1	44	0	44.0
2021		5	86	0	17.2
9-17-22	at Houston	1	17	0	17.0
9-24-22	Duke	3	44	1	14.7
10-8-22	TCU	1	4	0	4.0
2022		5	65	1	13.0
9-1-23	Missouri State	2	22	0	11.0
9-23-23	BYU	1	15	1	15.0
10-7-23	UCF	1	12	0	12.0
10-14-23	at Oklahoma State	1	20	0	20.0
2023		5	69	1	13.8
Career		15	220	2	14.7

Career Highs: Receptions - 3 (vs. Duke, 9-24-22), Yards - 44 (Two Times, MR vs. Duke, 9-24-22), Long - 44 (at TCU, 11-20-21), Touchdowns - 1 (Two Times, MR vs. BYU, 9-23-23)



45

DEAN MILLER
 Defensive End | 6'5" | 200 | RS | RS-So.
 Los Angeles, Calif. | Cathedral HS/College of the
 Canyons

Notables:

- Finished with one assisted tackle vs. Arkansas in the 2022 Autozone Liberty Bowl

Career Defensive Stats

Date	Opponent	UA-A-TT	TFL	Sack	Int.	PD	FF/R
12-28-22	vs. Arkansas	0-1-1	0-0	0-0	0	0	0/0
2022		0-1-1	0-0	0-0	0	0	0/0
9-1-23	Missouri State	1-0-1	0-0	0-0	0	0	0/0
9-16-23	at Nevada	1-0-1	0-0	0-0	0	0	0/0
10-14-23	at Oklahoma State	1-0-1	0-0	0-0	0	0	0/0
2023		3-0-3	0-0	0-0	0	0	0/0
Career		3-1-4	0-0	0-0	0	0	0/0

Career Highs: Tackles - 1 (Four Times, MR at Oklahoma State, 10-14-23)



46

DILLON MONG
 Tight End | 6'7" | 201 | HS | Fr.
 Shawnee Mission, Kan. | Shawnee Mission East
 HS

Notables:

- Named a Kansas 2022 6A All-State Honorable Mention
- Also played basketball in high school



46

DAVION WESTMORELAND
 Defensive End | 6'3" | 250 | RS | RS-So.
 Griffin, Ga. | Griffin HS/Hutchinson CC


Notables:

- Recorded his first solo tackle as a Jayhawk at Baylor (10-15-22)
- Has produced a tackle in four of the five games this season, most recently at Texas (9-30-23)

Career Defensive Stats

Date	Opponent	UA-A-TT	TFL	Sack	Int.	PD	FF/R
10-15-22	at Baylor	1-0-1	0-0	0-0	0	0	0/0
11-19-22	Texas	0-1-1	0-0	0-0	0	0	0/0
2022		1-1-2	0-0	0-0	0	0	0/0
9-1-23	Missouri State	1-0-1	0-0	0-0	0	0	0/0
9-16-23	at Nevada	0-1-1	0-0	0-0	0	0	0/0
9-23-23	BYU	1-0-1	0-0	0-0	0	0	0/0
9-30-23	at Texas	0-1-1	0-0	0-0	0	0	0/0
2023		2-2-4	0-0	0-0	0	0	0/0
Career		3-3-6	0-0	0-0	0	0	0/0

Career Highs: Tackles - 1 (Six Times, MR at Texas, 9-30-23)



47

JACOBY DAVIS
 Cornerback | 5'10" | 165 | HS | Fr.
 Houston, Texas | North Shore Senior HS

Notables:

- A 247Sports and Rivals 3-star
- Named 2021 6A First Team All-Defense in 2022
- Recorded a pass breakup and interception in the 2022 6A State Championship game



47

JARED CASEY
Tight End | 6'0" | 255 | 2L | Jr.
Plainville, Kan. | Plainville HS

Notables:

- Finished 2022 with three touchdown receptions
- Earned his first touchdown of 2023 vs. Illinois (9-8-23)

Career Receiving Stats

Date	Opponent	No.	Yds.	TD	Avg.
11-20-21	at TCU	4	34	1	8.5
11-27-21	West Virginia	4	67	1	16.8
2021		8	101	2	12.6
9-10-22	at West Virginia	2	23	0	11.5
9-17-22	at Houston	1	8	1	8.0
9-24-22	Duke	2	24	0	12.0
10-1-22	Iowa State	1	30	0	30.0
10-15-22	at Oklahoma	1	9	0	9.0
10-22-22	at Baylor	1	20	0	20.0
11-5-22	Oklahoma State	2	6	1	3.0
11-12-22	at Texas Tech	1	66	1	66.0
11-19-22	Texas	1	9	0	9.0
11-26-22	at Kansas State	4	23	0	5.8
12-28-22	vs. Arkansas	2	6	1	3.0
2022		16	218	3	13.6
9-8-23	Illinois	1	5	1	5.0
9-23-23	BYU	2	27	0	13.5
9-30-23	at Texas	1	16	0	16.0
10-14-23	at Oklahoma State	1	9	0	9.0
2023		5	57	0	11.4
Career		29	376	6	13.0

Career Highs: Receptions - 4 (Three Times, MR at Kansas State, 11-26-22), Yards - 67 (vs. West Virginia, 11-27-21), Touchdowns - 1 (Five times, MR vs. Illinois, 9-8-23)



50

MIKE NOVITSKY
Offensive Line | 6'5" | 300 | 1L | RS-Sr.
Victor, N.Y. | Victor HS

Notables:

- Preseason All-Big 12 First Team by the Big 12 and Athlon
- Preseason Rimington Trophy Watch List
- 2022 All-Big 12 Second Team (Coaches)



51

EMORY DUGGAR
Long Snapper | 6'2" | 225 | SQ | RS-So.
Baton Rouge, La. | Catholic HS

Notables:

- Played in final five games of the 2022 season as KU's longsnapper, replacing Luke Hosford due to injury



52

LOGAN BROWN
Offensive Line | 6'6" | 320 | TR | RS-Jr.
Grand Rapids, Mich. | East Kentwood HS/ Wisconsin

Notables:

- Transferred from Wisconsin following the 2022 season
- Appeared in six games while making three starts for the Badgers last season



52

D.J. WITHERS
Defensive Line | 6'4" | 292 | RS | RS-Fr.
Little Rock, Ark. | Joe T. Robinson HS

Notables:

- Recorded a career-high three tackles vs. the Longhorns (11-19-22)
- Earned a tackle for loss for his first tackle of 2023 vs. Illinois (9-8-23)

Career Defensive Stats

Date	Opponent	UA-At-TT	TFL	Sack	Int.	PD	FF/R
9-2-22	Tennessee Tech	0-1-1	0-0	0-0	0	0	0/0
9-24-22	Duke	1-0-1	0-0	0-0	0	0	0/0
11-12-22	at Texas Tech	0-1-1	0-0	0-0	0	0	0/0
11-19-22	Texas	3-0-3	1.0-1	0-0	0	0	0/0
2022		4-2-6	1.0-1	0-0	0	0	0/0
9-8-23	Illinois	1-0-1	1.0-2	0-0	0	0	0/0
9-30-23	at Texas	0-1-1	0-0	0-0	0	0	0/0
10-7-23	UCF	0-0-0	0-0	0-0	0	0	0/1
10-28-23	Oklahoma	1-0-1	0-0	0-0	0	0	0/0
Career		6-3-9	2.0-3	0-0	0	0	0/1

Career Highs: Tackles - 3 (vs. Texas, 11-19-22), Tackles-for-loss - 1.0 (Two Times, MR vs. Illinois, 9-8-23), Fumble recoveries - 1 (vs. UCF, 10-7-23)



53

CALEB TAYLOR
Defensive Line | 6'4" | 300 | 2L | Jr.
St. Louis, Mo. | Staley HS

Notables:

- Saw action in eight games last season
- Matched his career-high with four tackles at Oklahoma (10-15-22)

Career Defensive Stats

Date	Opponent	UA-At-TT	TFL	Sack	Int.	PD	FF/R
11-7-20	Oklahoma	0-2-2	0-0	0-0	0	0	0/0
11-28-20	TCU	1-0-1	0-0	0-0	0	0	0/0
12-5-20	at Texas Tech	0-0-0	0-0	0-0	0	0	1/0
2020		1-2-3	0-0	0-0	0	0	1/0
9-3-2021	South Dakota	2-0-2	2-5	0-0	0	0	1/0
9-10-21	at Coastal Carolina	2-1-3	0-0	0-0	0	0	0/0
9-18-21	Baylor	1-1-2	0-0	0-0	0	0	0/0
9-25-21	at Duke	2-2-4	0-0	0-0	0	0	0/0
10-30-21	at Oklahoma State	0-1-1	0-0	0-0	0	0	0/0
11-13-21	at Texas	1-0-1	0-0	0-0	0	0	0/0
11-20-21	at TCU	0-1-1	0-0	0-0	0	0	0/0
2021		8-6-14	2-5	0-0	0	0	0/0
9-2-22	Tennessee Tech	0-1-1	0-0	0-0	0	0	0/0
10-1-22	Iowa State	1-1-2	0-0	0-0	0	0	0/0
10-8-22	TCU	0-1-1	0-0	0-0	0	0	0/0
10-15-22	at Oklahoma	1-3-4	0.5-0	0-0	0	0	0/0
11-12-22	at Texas Tech	0-1-1	0-0	0-0	0	0	0/0
2022		2-7-9	0.5-0	0.5-0	0	0	0/0
10-14-23	at Oklahoma State	1-1-2	1.0-2	0-0	0	1	0/0
Career		12-16-28	3.5-7	0.5-0	0	0	1/0

Career Highs: Tackles - 4 (Two Times, MR at Oklahoma, 10-15-22), Tackles for Loss - 2 (vs. South Dakota, 9-3-12) Fumble recoveries - 1 at (Texas Tech, 12-5-20), Sacks - 0.5 (vs. Tennessee Tech, 9-2-22).



54
MICHAEL FORD JR.
 Offensive Line | 6'3" | 305 | 2L | Jr.
 Homewood, Ill. | Homewood-Flossmoor HS

Notables:

- Played in all 13 games last season
- Did not allow a sack in six games last season



59
NOLAN GORCZYCA
 Offensive Line | 6'6" | 310 | 1L | RS-So.
 Omaha, Neb. | Roncalli Catholic HS/Bufalo

Notables:

- Appeared in one game last season, the season opener vs. Tennessee Tech



55
ARMAJ REED-ADAMS
 Offensive Line | 6'5" | 330 | 2L | RS-So.
 DeSoto, Texas | DeSoto HS

Notables:


- Saw action in two games in 2022



60
LUKE HOSFORD
 Long Snapper | 6'2" | 225 | 2L | RS-Jr.
 Cuyahoga Falls, Ohio | Woodridge HS

Notables:

- Preseason All-Big 12 Third Team by Phil Steele
- Played five games in 2022, missed the rest of the season due to injury



56
MARCUS CALVIN
 Defensive Line | 6'2" | 308 | HS | Fr.
 St. Petersburg, Fla. | Gibbs HS

Notables:

- A 247Sports and Rivals 3-star recruit
- Posted 76 total tackles his senior season



63
JAKE EISENHAUER
 Offensive Line | 6'1" | 305 | SQ | RS-So.
 Salina, Kan. | Salina Central HS

Notables:


- Did not see game action in 2022



57
HANK KELLY
 Offensive Line | 6'4" | 305 | SQ | So.
 Fayetteville, Ark. | Fayetteville HS

Notables:

- Did not see game action in 2022



67
DOMINICK PUNI
 Offensive Line | 6'5" | 320 | 1L | RS-Sr.
 St. Charles, Mo. | Francis Howell Central HS/Central Missouri

Notables:

- Preseason All-Big 12 Second Team by Phil Steele
- 2022 All-Big 12 Honorable Mention



58
KAEL FARKES
 Offensive Line | 6'3" | 290 | RS | RS-Fr.
 Lenexa, Kan. | Shawnee Mission Northwest HS

Notables:

- Did not see game action in 2022



70
KOBE BAYNES
 Offensive Line | 6'4" | 320 | 1L | RS-So.
 Jacksonville, Fla. | Sandalwood HS/Louisville

Notables:

- Appeared in three games in 2022



59
JAYDON BRITTINGHAM
 Defensive End | 6'3" | 235 | HS | Fr.
 Lawrence, Kan. | Lawrence HS

Notables:

- Played under head coach Clint Bowen at Lawrence high school



71
JAMES LIVINGSTON
 Offensive Line | 6'7" | 305 | RS | RS-Fr.
 Dexter, Mich. | Dexter HS

Notables:

- Did not see game action in 2022



71

GRADY SEYFERT
 Defensive Line | 6'1" | 263 | HS | Fr.
 Beloit, Kan. | Beloit HS

Notables:

- Named to the Kansas Football Coaches Association Top 11 Team
- All-Vype Defensive Player of the Year in Central Kansas




76

SPENCER LOVELL
 Offensive Line | 6'6" | 330 | TR | RS-Jr.
 Fort Collins, Colo. | Rocky Mountain HS/Arizona State/Cal

Notables:

- Transferred from Cal following the 2022 season
- Played in and started each of the first three games at right guard before suffering a season-ending injury in game three at Notre Dame



72

DANNY ROBINSON
 Offensive Line | 6'5" | 305 | SQ | RS-So.
 Overland Park, Kan. | Blue Valley Northwest HS

Notables:

- Did not see game action in 2022



77

BRYCE CABELDUE
 Offensive Line | 6'6" | 300 | 3L | Jr.
 Clovis, N.M. | Clovis HS

Notables:

- Appeared in 11 games while starting 10 during the 2022 season



73

DRE DOIRON
 Offensive Line | 6'4" | 305 | 1L | RS-So.
 London, Ontario | Catholic Central HS/Buffalo

Notables:

- Appeared in three games for Kansas in 2022




80

MACK MOELLER
 Tight End | 6'3" | 220 | SQ | So.
 Mission, Kan. | Bishop Miege HS

Notables:

- Did not see game action in 2022




74

DE'KEDRICK STURNS
 Offensive Line | 6'4" | 315 | SQ | RS-So.
 Austin, Texas | Del Valle HS

Notables:

- Appeared in three games for Kansas in 2022



81

QUINTON CONLEY
 Wide Receiver | 6'6" | 220 | RS | RS-Fr.
 Kansas City, Mo. | Pembroke HS

Notables:

- Did not see game action in 2022, red-shirted




75

CALVIN CLEMENTS
 Offensive Line | 6'7" | 310 | HS | Fr.
 Lawrence, Kan. | Free State HS

Notables:

- Rated the No. 8 player in the state of Kansas by Rivals and 247Sports
- Named to the Lawrence Journal-World's All-Area Team



82

ISREAL MOSES
 Wide Receiver | 6'2" | 187 | HS | Fr.
 Minneapolis, Minn. | De La Salle HS

Notables:

- Three-year starter and team captain for his high school football team




85

JARRED SAMPLE
 Wide Receiver | 5'10" | 175 | HS | Fr.
 Cypress, Texas | Cypress Ranch HS

Notables:

- A 247Sports and Rivals 3-star recruit



86

SURAHZ BUNCOM
 Wide Receiver | 6'4" | 175 | HS | Fr.
 Chula Vista, Calif. | Mater Dei Catholic HS

Notables:

- A 247Sports and Rivals 3-star recruit



87

WILL HUGGINS
 Tight End | 6'7" | 245 | 2L | RS-So.
 Lenexa, Kan. | Shawnee Mission South HS

Notables:

- Appeared in one game for Kansas in 2022, did not record any stats

Career Receiving Stats

Date	Opponent	No.	Yds.	TD	Avg.
11-7-20	at Oklahoma	1	20	1	20.0
Career		1	20	1	20.0

Career Highs: Receptions - 1 (at Oklahoma, 11-7-20), Yards - 20 (at Oklahoma, 11-7-20), Touchdowns - 1 (at Oklahoma, 11-7-20).



88

TEVITA AHOAFI-NOA
 Tight End | 6'4" | 245 | 1L | Sr.
 Salt Lake City, Utah | Highland HS/Snow College

Notables:

- Appeared in 11 games for Kansas in 2022, did not record any stats



89

MASON FAIRCHILD
 Tight End | 6'5" | 261 | 3L | Sr.
 Andale, Kan. | Andale HS

Notables:


- Hauled in five catches for 95 yards and two touchdowns at Oklahoma State (10-14-23), all season-highs
- Preseason All-Big 12 Third Team by Phil Steele and Athlon
- 2022 All-Big 12 Second Team (Coaches)
- Produced a career-high 106 yards and two touchdowns on six catches at Oklahoma (10-15-22)

Career Receiving Stats

Date	Opponent	No.	Yds.	TD	Avg.
9-13-19	at Boston College	1	9	0	9.0
9-28-19	at TCU	1	23	0	23.0
2019		2	32	0	16.0
10-24-20	at Kansas State	2	38	0	19.0
10-31-20	Iowa State	3	19	0	6.3
2020		5	57	0	8.1
9-3-21	South Dakota	4	58	0	14.5
9-18-21	Baylor	3	13	0	4.3
10-16-21	Texas Tech	1	7	0	7.0
10-30-21	at Oklahoma State	1	6	0	6.0
11-6-21	Kansas State	2	13	0	6.5
11-13-21	at Texas	2	31	1	15.5
2021		13	128	1	9.8
9-2-22	Tennessee Tech	2	6	1	3.0
9-10-22	at West Virginia	1	10	1	10.0
9-17-22	at Houston	1	4	0	4.0
10-8-22	TCU	3	80	1	26.7
10-15-22	at Oklahoma	6	106	2	17.7
10-22-22	at Baylor	2	19	0	9.5
11-12-22	at Texas Tech	5	49	0	9.8
11-19-22	Texas	5	48	0	9.6
11-26-22	at Kansas State	4	41	0	10.3
12-28-22	vs. Arkansas	6	80	1	13.3
2022		35	443	6	12.7
9-1-23	Missouri State	2	21	0	10.5
9-8-23	Illinois	1	16	0	16.0
9-16-23	at Nevada	5	74	0	14.8
9-30-23	at Texas	2	30	0	15.0
10-7-23	UCF	3	19	0	6.3
10-14-23	at Oklahoma State	5	95	2	19.0
10-28-23	Oklahoma	3	62	0	20.7
2023		21	317	2	15.1
Career		76	977	9	12.9

Career Highs: Receptions - 6 (Two Times, MR vs. Arkansas, 12-28-22), Yards - 106 (at Oklahoma, 10-15-22), Touchdowns - 2 (Two Times, MR at Oklahoma State, 10-14-23)





90

JEREME ROBINSON
 Defensive End | 6'3" | 260 | 3L | Jr.
 Montgomery, Ala. | Carver HS

Notables:

- Ranks T-6th in the Big 12 with 4.5 sacks this season
- Recorded a career-high six tackles vs. Arkansas in the Autozone Liberty Bowl (12-28-22)

Career Defensive Stats

Date	Opponent	UA	At-TT	TFL	Sack	Int.	PD	FF/R
10-3-20	Oklahoma State	0-1-1	0-0	0-0	0	0	0	0/0
11-28-20	TCU	1-0-1	1-1	0-0	0	0	0	0/0
2020		1-1-2	1-1	0-0	0	0	0	0/0
9-10-21	at Coastal Carolina	0-2-2	0-0	0-0	0	0	0	0/0
9-25-21	at Duke	0-2-2	0.5-1	0-0	0	0	0	0/0
10-2-21	at Iowa State	1-0-1	0-0	0-0	0	0	0	0/0
10-16-21	Texas Tech	0-1-1	0-0	0-0	0	0	0	0/0
10-23-21	Oklahoma	1-1-2	1.0-1	0-0	0	0	0	0/0
10-30-21	at Oklahoma State	1-0-1	0-0	0-0	0	0	0	0/0
11-20-21	at TCU	3-0-3	1.0-2	1.0-2	0	0	0	1/0
2021		6-6-12	2.5-4	1.0-2	0	0	0	0/0
9-2-22	Tennessee Tech	1-1-2	1.5-2	0.5-2	0	0	0	0/0
9-10-22	at West Virginia	2-0-2	0-0	0-0	0	0	0	0/0
9-17-22	at Houston	2-1-3	1.0-2	1.0-2	0	0	0	1/1
9-24-22	Duke	2-0-2	0-0	0-0	0	0	0	0/0
10-1-22	Iowa State	0-3-3	1.0-5	0.5-5	0	0	0	0/0
10-8-22	TCU	0-2-2	0-0	0-0	0	0	0	0/0
10-15-22	at Oklahoma	2-2-4	0-0	0-0	0	0	0	0/0
10-22-22	at Baylor	2-0-2	1.0-15	1.0-15	0	0	0	1/1
11-5-22	Oklahoma State	4-0-4	2.0-5	0-0	0	0	0	0/0
11-12-22	at Texas Tech	0-1-1	0-0	0-0	0	0	0	0/0
11-19-22	Texas	0-1-1	0-0	0-0	0	0	0	0/0
11-26-22	at Kansas State	2-0-2	0-0	0-0	0	0	0	0/0
12-28-22	vs. Arkansas	5-1-6	2.0-7	0-0	0	0	0	0/0
2022		22-12-34	8.5-36	3.0-24.0	0	0	2/2	
9-1-23	Missouri State	1-0-1	1.0-5	1.0-5	0	0	0	0/0
9-8-23	Illinois	2-0-2	2.0-8	2.0-8	0	0	0	0/0
9-16-23	at Nevada	2-0-2	0-0	0-0	0	0	0	0/0
9-23-23	BYU	1-2-3	1.0-2	0.5-1	0	1	0	0/0
9-30-23	at Texas	3-0-3	1.0-2	1.0-2	0	1	0	0/0
10-7-23	UCF	2-0-2	0-0	0-0	0	1	0	0/0
10-14-23	at Oklahoma State	1-0-1	0-0	0-0	0	1	0	0/0
10-28-23	Oklahoma	3-0-3	1.0-1	0-0	0	0	0	0/0
2023		15-2-17	6.0-18	4.5-16.0	4	0	0/0	
Career		46-22-68	19.0-58	8.5-42.0	4	2/2		

Career Highs: Tackles - 6 (vs. Arkansas, 12-28-22), Tackles for Loss - 2.0 (Three Times, MR vs. Illinois, 9-8-23), Sacks - 2.0 (vs. Illinois, 9-8-23), Blocked FG's - 1 (vs. Tennessee Tech, 9-2-22), Forced fumbles - 1 (Two Times, MR at Baylor, 10-22-22), Fumble recoveries - 1 (Two Times, MR at Baylor, 10-22-22), Pass deflections - 1 (Four Times, MR at Oklahoma State, 10-14-23)





91

SETH KELLER
 Kicker | 5'8" | 165 | TR | RS-Sr.
 Colleyville, Texas | Covenant Christian HS/Texas State


Notables:

- Preseason All-Big 12 Fourth Team by Phil Steele
- 2022 Burlsworth Trophy nominee, which goes to the most outstanding player who began his FBS career as a walk-on
- Hit a career-high 44-yard field goal at Nevada (9-16-23)

Career Kicking Stats

Date	Opponent	FGM-A	Pct.	XPM-A	Pct.	Pts.
9-1-23	Missouri State	2-2	100.0	5-5	100.0	11
9-8-23	Illinois	2-2	100.0	4-4	100.0	10
9-16-23	at Nevada	1-1	100.0	4-4	100.0	7
9-23-23	BYU	1-1	100.0	5-5	100.0	8
9-30-23	at Texas	0-0	00.0	2-2	100.0	2
10-7-23	UCF	1-2	50.0	5-5	100.0	8
10-14-23	at Oklahoma State	0-0	0.0	1-2	50.0	1
10-28-23	Oklahoma	2-3	66.7	2-2	100.0	8
2023		9-11	81.8	28-29	96.6	55

Career Highs: Long - 44 (at Nevada, 9-16-23), Field Goals Made - 2 (Three Times, MR vs. Oklahoma, 10-28-23), Extra Points Made - 5 (Two Times, MR vs. UCF, 10-7-23), Points - 11 (vs. Missouri State, 9-1-23).



92

TOMMY DUNN JR.
 Defensive Line | 6'3" | 310 | 1L | RS-So.
 Garland, Texas | Naaman Forest HS

Notables:

- Recorded at least one tackle in six games last season
- Produced a career-high three tackles vs. Oklahoma State (11-5-22)

Career Defensive Stats

Date	Opponent	UA	At-TT	TFL	Sack	Int.	PD	FF/R
9-2-22	Tennessee Tech	2-0-2	1.0-1	0-0	0	0	0	0/0
10-1-22	Iowa State	1-0-1	0-0	0-0	0	0	0	0/0
10-15-22	at Oklahoma	0-1-1	0-0	0-0	0	0	0	0/0
11-5-22	Oklahoma State	2-1-3	0.5-2	0.5-2	0	0	0	0/0
11-12-22	at Texas Tech	1-0-1	0-0	0-0	0	0	0	0/0
11-19-22	Texas	1-0-1	0-0	0-0	0	0	0	0/0
2022		7-2-9	1.5-3	0.5-2	0	0	0	0/0
9-1-23	Missouri State	0-1-1	0.5-1	0-0	0	0	0	0/0
9-16-23	at Nevada	1-0-1	1.0-7	1.0-7	0	0	0	1/0
9-23-23	BYU	2-0-2	0-0	0-0	0	0	0	0/0
9-30-23	at Texas	0-1-1	0-0	0-0	0	0	0	0/0
10-14-23	at Oklahoma State	0-1-1	0-0	0-0	0	0	0	0/0
10-28-23	Oklahoma	2-0-2	0-0	0-0	0	0	0	0/0
2023		5-3-8	1.5-8	1.0-7	0	0	0	1/0
Career		12-5-17	3.0-11	1.5-9	0	0	0	1/0

Career Highs: Tackles - 3 (vs. Oklahoma State, 11-5-22), Tackles-for-loss - 1 (at Nevada, 9-16-23), Sacks - 0.5 (vs. Oklahoma State, 11-5-22), Forced fumbles - 1 (at Nevada, 9-16-23)



93

CHARLIE WEINRICH
 Kicker | 5'11" | 205 | TR | RS-Fr.
 Leawood, Kan. | Blue Valley HS/Nebraska

Notables:

- Transferred from Nebraska after red-shirting last season



94

BLAKE HEROLD
 Defensive Line | 6'3" | 255 | HS | Fr.
 Shenandoah, Iowa | Shenandoah HS

Notables:

- A 247Sports and Rivals 3-star recruit



95

DAMON GREAVES
 Punter | 6'1" | 170 | HS | Fr.
 Busselton, Australia

Notables:

- Played in the Australian Football League for the Hawthorn Football Club

Career Punting Stats

Date	Opponent	No.	Yds.	Avg.
9-8-23	Illinois	1	37	37.0
9-16-23	at Nevada	3	119	39.7
9-23-23	BYU	2	84	42.0
9-30-23	at Texas	6	272	45.3
10-7-23	UCF	1	39	39.0
10-14-23	at Oklahoma State	2	76	38.0
10-28-23	Oklahoma	2	86	43.0
2023		17	713	41.9

Career highs: Punts - 6 (at Texas, 9-30-23), Yards - 272 (at Texas, 9-30-23), Game average - 45.3 (at Texas, 9-30-23)



96

COLE PETRUS
 Defensive Line | 6'4" | 235 | 1L | RS-So.
 St. Louis, Mo. | Vianney HS

Notables:

- Played in three games last season, recording a tackle in the season opener vs. Tennessee Tech (9-2-22)

Career Defensive Stats

Date	Opponent	UA-At-TT	TFL	Sack	Int.	PD	FF/R
9-2-22	Tennessee Tech	1-0-1	0-0	0-0	0	0	0/0
2022		1-0-1	0-0	0-0	0	0	0/0
10-14-23	at Oklahoma State	1-0-1	0-0	0-0	0	0	0/0
Career		2-0-2	0-0	0-0	0	0	0/0

Career Highs: Tackles - 1 (Two Times, MR at Oklahoma State, 10-14-23)



97

KENEAN CALDWELL
 Defensive Line | 6'3" | 325 | 1L | RS-So.
 Oak Grove, La. | Oak Grove HS

Notables:


- Redshirted in 2022 after appearing in 7 games as a freshman in 2021

Career Defensive Stats

Date	Opponent	UA-At-TT	TFL	Sack	Int.	PD	FF/R
9-3-21	South Dakota	3-0-3	1-0	0-0	0	0	0/0
9-10-21	at Coastal Carolina	0-1-1	0-0	0-0	0	0	0/0
9-25-21	at Duke	0-2-2	0-0	0-0	0	0	0/0
10-16-21	Texas Tech	1-0-1	0-0	0-0	0	0	0/0
10-30-21	at Oklahoma St.	1-0-1	0-0	0-0	0	0	0/0
11-13-21	at Texas	1-1-2	0-0	0-0	0	0	0/0
11-20-21	at TCU	0-2-2	0-0	0-0	0	0	0/0

2021		6-6-12	1-0	0-0	0	0	0/0
9-1-23	Missouri State	1-0-1	0-0	0-0	0	0	0/0
9-16-23	at Nevada	1-1-2	0-0	0-0	0	0	0/0
2023		2-1-3	0-0	0-0	0	0	0/0
Career		8-7-15	1-0	0-0	0	0	0/0

Career Highs: Tackles - 3 (vs. South Dakota, 9-3-21), Tackles for Loss - 1 (vs. South Dakota, 9-3-21).



98

LANCE BASSETT
 Defensive Line | 6'2" | 265 | HS | Freshman
 Lawrence, Kan. | Lawrence HS

Notables:

- Spent his high school carer at Lawrence HS



99

RONALD MCGEE
 Defensive Line | 6'3" | 285 | RS | RS-Senior
 Sumter, S.C. | Sumter HS/Bufalo

Notables:

- Appeared in one game last season, did not record a tackle

Career Defensive Stats

Date	Opponent	UA-At-TT	TFL	Sack	Int.	PD	FF/R
9-3-21	South Dakota	3-0-3	0-0	0-0	0	0	0/0
9-10-21	at Coastal Carolina	0-1-1	0-0	0-0	0	0	0/0
9-18-21	Baylor	1-0-1	0-0	0-0	0	0	0/0
9-25-21	at Duke	1-1-2	0-0	0-0	0	0	0/0
10-30-21	at Oklahoma State	0-2-2	0.5-1	0.5-1	0	0	0/0
11-20-21	at TCU	2-0-2	0-0	0-0	0	0	0/0
2021		7-4-11	0.5-1	0.5-1	0	0	0/0
Career		7-4-11	0-0	0-0	0	0	0/0

Career Highs: Tackles - 3 (vs. South Dakota, 9-3-21), Tackles for Loss - 0.5 (at Oklahoma State, 10-30-21), Sacks - 0.5 (at Oklahoma State, 10-30-21)



KANSAS WINS SEASON OPENER 48-17 AGAINST MISSOURI STATE

Sept. 1, 2023 | Lawrence, Kan. | David Booth Kansas Memorial Stadium | Attendance: 41,091

	1	2	3	4	Final
Missouri State (0-1)	7	3	0	7	17
Kansas (1-0)	7	10	10	21	48

SCORING SUMMARY

TEAM	QTR	TIME	DRIVE	MSU	KU
KAN	1st	11:11	D.Neal 48 yd rush (S.Keller kick)	4-70, 01:49	0 7
MSU	1st	02:24	J.Robinson 2 yd pass from J.Clark (O.Rozanc kick)	10-46, 05:37	7 7
MSU	2nd	12:11	O.Rozanc 37 yd FG	7-53, 03:10	10 7
KAN	2nd	11:03	L.Grimm 14 yd pass from J.Bean (S.Keller kick)	3-75, 01:11	10 14
KAN	2nd	01:05	S.Keller 28 yd FG	10-75, 05:02	10 17
KAN	3rd	10:29	D.McDuffie 17 yd rush (S.Keller kick)	9-69, 04:22	10 24
KAN	3rd	03:18	S.Keller 35 yd FG	10-55, 05:07	10 27
MSU	4th	14:57	J.Robinson 5 yd rush (O.Rozanc kick)	6-75, 03:21	17 27
KAN	4th	10:18	D.Hishaw 24 yd rush (S.Keller kick)	8-75, 04:39	17 34
KAN	4th	07:49	D.Neal 6 yd pass from J.Bean (O.Piepergerdes kick)	5-28, 02:21	17 41
KAN	4th	04:57	S.Morrison 5 yd rush (S.Keller kick)	4-23, 02:14	17 48

PASSING STATS

	COMP./ATT./INT.	YARDS	TD	LONG	SACK
Jason Bean	22-28-0	276	2	52	0
TOTAL	22-28-0	276	2	52	0

RUSHING STATS

	ATT.	YARDS	TD	LONG	AVG.
Devin Neal	13	94	1	48	7.2
Jason Bean	5	41	0	17	8.2
Sevion Morrison	8	41	1	9	5.1
Dylan McDuffie	6	40	1	17	6.7
Daniel Hishaw	4	29	1	24	7.2
TOTAL	34	245	4	48	6.4

RECEIVING STATS

	REC.	YARDS	YAC	TD	LONG
Lawrence Arnold	4	77	30	0	52
Quentin Skinner	4	77	42	0	47
Luke Grimm	4	33	24	1	14
Devin Neal	3	25	23	1	16
Trevor Kardell	2	22	9	0	15
Mason Fairchild	2	21	8	0	14
Trevor Wilson	2	17	4	0	16
TOTAL	22	276	149	2	52

DEFENSIVE STATS

	TACKLES	SACKS-YDS	TFL-YDS	FF/FR	INT		
	TACKLES	SACKS-YDS	TFL-YDS	FF/FR	INT/YDS	BRUP	QBH
Rich Miller	6-1-7	0.0-0	0.0-0	0/0-0	0-0	0	0
Hayden Hatcher	2-5-7	0.0-0	2.0-3	0/0-0	0-0	0	1
Marvin Grant	3-1-4	0.0-0	2.0-2	0/0-0	0-0	0	0
JB Brown	1-3-4	0.0-0	0.5-2	0/0-0	0-0	1	0
Taiwan Berryhill	2-1-3	0.0-0	0.5-0	0/0-0	0-0	0	1

TEAM STATS

	MSU	KU
FIRST DOWNS	10	27
Rushing	3	12
Passing	6	13
Penalty	1	2
NET YARDS RUSHING	74	245
Rushing Attempts	27	38
Average Per Rush	2.7	6.4
Rushing Touchdowns	1	4
Yards Gained Rushing	96	259
Yards Lost Rushing	22	14
NET YARDS PASSING	143	276
Completions-Attempts-Int	14-21-2	22-28-0
Average Per Attempt	6.8	9.9
Average Per Completion	10.2	12.5
Passing Touchdowns	1	2
TOTAL OFFENSE YARDS	217	521
Total offense plays	48	66
Average Gain Per Play	4.5	7.9
Fumbles: Number-Lost	1-0	1-1
Penalties: Number-Yards	6-50	3-35
PUNTS-YARDS	6-238	0-0
Average Yards Per Punt	39.7	0.0
Net Yards Per Punt	39.7	0
Inside 20	1	0
50+ Yards	1	0
Touchbacks	0	0
Fair catch	4	0
KICKOFF-YARDS	4-231	9-585
Average Yards Per Kickoff	57.8	65.0
Net Yards Per Kickoff	36	40.8
Touchbacks	1	8
Fair Catch Yards	1	0
Punt returns: Number-Yards-TD	0-0-0	0-0-0
Average Per Return	0.0	0.0
Kickoff returns: Number-Yds-TD	1-18-0	2-61-0
Average Per Return	18.0	30.5
Interceptions: Number-Yds-TD	0-0-0	2-12-0
Fumble Returns: Number-Yds-TD	0-0-0	0-0-0
Miscellaneous Yards	0	0
Possession Time	26:13	33:47
1st Quarter	09:47	05:13
2nd Quarter	08:38	06:22
3rd Quarter	05:22	09:38
4th Quarter	02:26	12:34
Third-Down Conversions	1-9	6-11
Fourth-Down Conversions	1-1	1-2
Red-Zone Scores-Chances	3-3	6-6
Touchdowns	2-3	4-6
Field goals	1-3	2-6
Sacks By: Number-Yards	0-0	1-5
PAT Kicks	2-2	6-6
2Pts Conversions	0-0	0-0
Field Goals	1-1	2-2
Points off Turnover	7	14



KANSAS MOVES TO 2-0 WITH 34-23 WIN AGAINST ILLINOIS

Sept. 8, 2023 | Lawrence, Kan. | David Booth Kansas Memorial Stadium | Attendance: 45,089

	1	2	3	4	Final
Illinois (1-1)	0	7	8	8	23
Kansas (2-0)	14	14	6	0	34

SCORING SUMMARY

TEAM	QTR	TIME	DRIVE	ILL	KU
KAN	1st	09:20	T.Locklin 4 yd pass from J.Daniels (S.Keller kick)	10-82, 04:21	0 7
KAN	1st	00:07	J.Casey 5 yd pass from J.Daniels (S.Keller kick)	13-85, 06:35	0 14
KAN	2nd	03:12	D.Neal 5 yd rush (S.Keller kick)	11-94, 06:41	0 21
ILL	2nd	00:41	T.Reiman 4 yd pass from L.Altmyer (C.Griffin kick)	7-75, 02:31	7 21
KAN	2nd	00:05	D.Hishaw 1 yd rush (S.Keller kick)	4-75, 00:36	7 28
KAN	3rd	13:14	S.Keller 41 yd FG	5-45, 01:37	7 31
KAN	3rd	03:46	S.Keller 30 yd FG	7-37, 03:14	7 34
ILL	3rd	01:35	L.Altmyer 72 yd rush (J.McCray rush)	5-75, 02:11	15 34
ILL	4th	08:08	L.Altmyer 6 yd rush (R.Love III pass from L.Altmyer)	11-80, 04:47	23 34

PASSING STATS

	COMP./ATT./INT.	YARDS	TD	LONG	SACK
Jalon Daniels	21-29-1	277	2	48	2
TOTAL	21-29-1	277	2	48	2

RUSHING STATS

	ATT.	YARDS	TD	LONG	AVG.
Devin Neal	10	120	1	43	12.0
Daniel Hishaw	12	98	1	28	8.2
Jalon Daniels	11	24	0	15	2.2
Dylan McDuffie	7	19	0	8	2.7
Quentin Skinner	1	2	0	2	2.0
Torry Locklin	1	1	0	1	1.0
TOTAL	44	262	2	43	6.0

RECEIVING STATS

	REC.	YARDS	YAC	TD	LONG
Lawrence Arnold	5	89	15	0	25
Devin Neal	4	47	57	0	23
Luke Grimm	3	69	15	0	48
Quentin Skinner	2	24	15	0	19
Douglas Emilien	2	15	4	0	9
Trevor Wilson	2	8	8	0	5
Mason Fairchild	1	16	4	0	16
Jared Casey	1	5	0	1	5
Torry Locklin	1	4	0	1	4
TOTAL	21	277	118	2	48

DEFENSIVE STATS

	TACKLES	SACKS-YDS	TFL-YDS	FF/FR	INT/YDS	BRUP	QBH
Kenny Logan Jr.	3-5-8	0.0-0	0.5-0	0/0	0-0	0	0
JB Brown	3-3-6	1.0-6	2.0-7	0/0	0-0	1	0
O.J. Burroughs	4-0-4	0.0-0	0.0-0	0/0	0-0	0	0
Marvin Grant	2-2-4	0.0-0	0.0-0	0/0	0-0	1	0
Ra'Mello Dotson	2-1-3	0.0-0	0.0-0	0/0	1-0	1	0
Craig Young	2-1-3	0.0-0	0.0-0	0/0	0-0	0	0

TEAM STATS

	ILL.	KU
FIRST DOWNS	19	27
Rushing	4	12
Passing	13	12
Penalty	2	3
NET YARDS RUSHING	139	262
Rushing Attempts	28	44
Average Per Rush	5.0	6.0
Rushing Touchdowns	2	2
Yards Gained Rushing	171	284
Yards Lost Rushing	32	22
NET YARDS PASSING	202	277
Completions-Attempts-Int	19-28-2	21-29-1
Average Per Attempt	7.2	9.6
Average Per Completion	10.6	13.2
Passing Touchdowns	1	2
TOTAL OFFENSE YARDS	341	539
Total offense plays	56	73
Average Gain Per Play	6.1	7.4
Fumbles: Number-Lost	0-0	2-1
Penalties: Number-Yards	6-58	4-34
PUNTS-YARDS	4-166	1-37
Average Yards Per Punt	41.5	37.0
Net Yards Per Punt	42	37
Inside 20	4	0
50+ Yards	0	0
Touchbacks	0	0
Fair catch	2	1
KICKOFF-YARDS	4-255	7-440
Average Yards Per Kickoff	63.8	62.9
Net Yards Per Kickoff	41	37.1
Touchbacks	2	6
Fair Catch Yards	0	0
Punt returns: Number-Yards-TD	0-0-0	1--2-0
Average Per Return	0.0	-2.0
Kickoff returns: Number-Yds-TD	1-30-0	2-41-0
Average Per Return	30.0	20.5
Interceptions: Number-Yds-TD	1-0-0	2-0-0
Fumble Returns: Number-Yds-TD	1-6-0	0-0-0
Miscellaneous Yards	0	0
Possession Time	23:21	29:58
1st Quarter	04:04	10:56
2nd Quarter	06:37	01:42
3rd Quarter	06:19	08:41
4th Quarter	06:21	08:39
Third-Down Conversions	4-10	9-13
Fourth-Down Conversions	1-2	0-1
Red-Zone Scores-Chances	2-2	4-4
Touchdowns	2-2	3-4
Field goals	0-2	1-4
Sacks By: Number-Yards	2-15	6-28
PAT Kicks	1-1	4-4
2Pts Conversions	2-2	0-0
Field Goals	0-0	2-2
Points off Turnover	8	3



JAYHAWKS IMPROVE TO 3-0 WITH 31-24 VICTORY AT NEVADA

Sept. 16, 2023 | Reno, Nev. | Mackay Stadium | Attendance: 16,890

	1	2	3	4	Final
Kansas (3-0)	7	3	14	7	31
Nevada (0-3)	0	10	7	7	24

SCORING SUMMARY

TEAM	QTR	TIME	DRIVE	KU	NEV
KAN	1st	09:46	D.Neal 3 yd rush (S.Keller kick)	7	0
NEV	2nd	14:49	B.Talton 42 yd FG	7	3
KAN	2nd	08:55	S.Keller 44 yd FG	10	3
NEV	2nd	00:25	S.Dollars 3 yd rush (B.Talton kick)	10	10
KAN	3rd	05:07	D.Hishaw 1 yd rush (S.Keller kick)	17	10
NEV	3rd	03:33	B.Lewis 6 yd rush (B.Talton kick)	17	17
KAN	3rd	03:00	D.Neal 1 yd rush (S.Keller kick)	24	17
NEV	4th	10:37	B.Lewis 2 yd rush (B.Talton kick)	24	24
KAN	4th	06:20	D.Neal 3 yd rush (S.Keller kick)	31	24

PASSING STATS

	COMP./ATT./INT.	YARDS	TD	LONG	SACK
Jalon Daniels	21-27-0	298	0	59	2
TOTAL	21-27-0	298	0	59	2

RUSHING STATS

	ATT.	YARDS	TD	LONG	AVG.
Devin Neal	17	89	3	16	5.2
Daniel Hishaw	9	48	1	11	5.3
Dylan McDuffie	5	13	0	6	2.6
Jason Bean	1	-2	0	0	-2.0
Jalon Daniels	7	-4	0	8	-0.6
TOTAL	40	143	4	16	3.6

RECEIVING STATS

	REC.	YARDS	YAC	TD	LONG
Mason Fairchild	5	74	31	0	29
Lawrence Arnold	5	46	11	0	17
Luke Grimm	4	55	25	0	21
Quentin Skinner	4	50	-1	0	24
Devin Neal	1	59	47	0	59
Tanaka Scott	1	8	9	0	8
Douglas Emilien	1	6	9	0	6
TOTAL	21	298	131	0	59

DEFENSIVE STATS

	TACKLES	SACKS-YDS	TFL-YDS	FF/FR	INT/YDS	BRUP	QBH
Kenny Logan Jr.	6-3-9	0.0-0	2.5-7	1/0	0-0	0	0
Craig Young	6-0-6	1.0-1	1.0-1	0/0	0-0	0	0
Ra'Mello Dotson	5-1-6	0.0-0	1.0-2	0/0	0-0	2	0
Rich Miller	4-2-6	0.0-0	1.5-5	0/0	0-0	0	2
Marvin Grant	1-3-4	0.0-0	1.0-1	1/0	0-0	0	0
JB Brown	2-1-3	0.0-0	1.0-11	1/0	0-0	0	0

TEAM STATS

	KU	NEV
FIRST DOWNS	24	14
Rushing	8	7
Passing	14	4
Penalty	2	3
NET YARDS RUSHING	143	150
Rushing Attempts	40	37
Average Per Rush	3.6	4.1
Rushing Touchdowns	4	3
Yards Gained Rushing	164	167
Yards Lost Rushing	21	17
NET YARDS PASSING	298	113
Completions-Attempts-Int	21-27-0	15-22-0
Average Per Attempt	11.0	5.1
Average Per Completion	14.2	7.5
Passing Touchdowns	0	0
TOTAL OFFENSE YARDS	441	263
Total offense plays	67	59
Average Gain Per Play	6.6	4.5
Fumbles: Number-Lost	2-1	5-0
Penalties: Number-Yards	7-53	3-30
PUNTS-YARDS	3-119	5-233
Average Yards Per Punt	39.7	46.6
Net Yards Per Punt	39.7	42.6
Inside 20	1	1
50+ Yards	0	1
Touchbacks	0	1
Fair catch	2	2
KICKOFF-YARDS	6-388	5-325
Average Yards Per Kickoff	64.7	65.0
Net Yards Per Kickoff	38.3	40
Touchbacks	5	5
Fair Catch Yards	0	0
Punt returns: Number-Yards-TD	0-0-0	0-0-0
Average Per Return	0.0	0.0
Kickoff returns: Number-Yds-TD	0-0-0	0-0-0
Average Per Return	0.0	0.0
Interceptions: Number-Yds-TD	0-0-0	0-0-0
Fumble Returns: Number-Yds-TD	0-0-0	0-0-0
Miscellaneous Yards	0	0
Possession Time	31:51	28:09
1st Quarter	07:56	07:04
2nd Quarter	07:51	07:09
3rd Quarter	07:44	07:16
4th Quarter	08:20	06:40
Third-Down Conversions	7-11	7-15
Fourth-Down Conversions	0-0	0-1
Red-Zone Scores-Chances	4-5	4-4
Touchdowns	4-5	3-4
Field goals	0-5	1-4
Sacks By: Number-Yards	2-8	2-14
PAT Kicks	4-4	3-3
2Pts Conversions	0-0	0-0
Field Goals	1-1	1-1
Points off Turnover	0	0



KANSAS OUTLASTS BYU IN BIG 12 OPENER, 38-27, TO ADVANCE TO 4-0

Sept. 23, 2023 | Lawrence, Kan. | David Booth Kansas Memorial Stadium | Attendance: 47,233

	1	2	3	4	Final
BYU (3-1, 0-1 Big 12)	7	10	3	7	27
Kansas (4-0, 1-0 Big 12)	14	0	14	10	38

SCORING SUMMARY

TEAM	QTR	TIME		DRIVE	BYU	KU
KAN	1st	10:38	C.Bryant 22 yd fumble return (S.Keller kick)	00:13	0	7
BYU	1st	05:48	D.Lassiter 7 yd pass from K.Slovic (W.Ferrin kick)	10-75, 04:50	7	7
KAN	1st	01:33	T.Kardell 15 yd pass from J.Daniels (S.Keller kick)	8-86, 04:10	7	14
BYU	2nd	11:00	L.Martin 10 yd pass from K.Slovic (W.Ferrin kick)	13-75, 05:25	14	14
BYU	2nd	00:13	W.Ferrin 33 yd FG	12-68, 04:07	17	14
KAN	3rd	14:38	K.Logan Jr. 30 yd interception return (S.Keller kick)	00:22	17	21
BYU	3rd	10:55	W.Ferrin 34 yd FG	8-58, 03:46	20	21
KAN	3rd	04:53	L.Grimm 5 yd pass from J.Daniels (S.Keller kick)	10-75, 06:05	20	28
KAN	4th	13:36	L.Grimm 13 yd pass from J.Daniels (S.Keller kick)	7-64, 03:38	20	35
BYU	4th	08:02	K.Marion 6 yd rush (W.Ferrin kick)	12-75, 05:34	27	35
KAN	4th	01:33	S.Keller 23 yd FG	12-69, 06:29	27	38

PASSING STATS

	COMP./ATT./INT.	YARDS	TD	LONG	SACK
Jalon Daniels	14-19-0	130	3	24	1
TOTAL	14-19-0	130	3	24	1

RUSHING STATS

	ATT.	YARDS	TD	LONG	AVG.
Devin Neal	17	91	0	21	5.4
Daniel Hishaw	8	60	0	24	7.5
Jalon Daniels	9	54	0	17	6.0
Dylan McDuffie	2	17	0	14	8.5
TOTAL	37	221	0	24	6.0

RECEIVING STATS

	REC.	YARDS	YAC	TD	LONG
Lawrence Arnold	4	34	8	0	17
Devin Neal	3	14	15	0	11
Jared Casey	2	27	13	0	24
Quentin Skinner	2	22	10	0	21
Luke Grimm	2	18	0	2	13
Trevor Kardell	1	15	0	1	15
TOTAL	14	130	46	3	24

DEFENSIVE STATS

	TACKLES	SACKS-YDS	TFL-YDS	FF/FR	INT/YDS	BRUP	QBH
Austin Booker	6-1-7	1.5-15	2.5-18	0/0	0-0	0	0
O.J. Burroughs	5-1-6	0.0-0	0.5-1	0/0	0-0	1	0
Kenny Logan Jr.	3-1-4	0.0-0	0.0-0	0/0	1-30	2	0
Rich Miller	1-3-4	0.0-0	0.0-0	0/0	0-0	0	0
Cobee Bryant	3-0-3	0.0-0	1.0-11	1/1-22	1-24	0	0
Cornell Wheeler	3-0-3	0.0-0	1.0-3	1/0	0-0	0	1
JB Brown	3-0-3	1.0-10	1.0-10	0/0	0-0	0	0
Jereme Robinson	1-2-3	0.5-1	1.0-2	0/0	0-0	1	0

TEAM STATS

	BYU	KU
FIRST DOWNS	23	23
Rushing	1	14
Passing	19	8
Penalty	3	1
NET YARDS RUSHING	9	221
Rushing Attempts	22	37
Average Per Rush	0.4	6.0
Rushing Touchdowns	1	0
Yards Gained Rushing	48	238
Yards Lost Rushing	39	17
NET YARDS PASSING	357	130
Completions-Attempts-Int	30-51-2	14-19-0
Average Per Attempt	7.0	6.8
Average Per Completion	11.9	9.3
Passing Touchdowns	2	3
TOTAL OFFENSE YARDS	366	351
Total offense plays	73	56
Average Gain Per Play	5.0	6.3
Fumbles: Number-Lost	2-1	0-0
Penalties: Number-Yards	3-30	7-70
PUNTS-YARDS	1-35	2-84
Average Yards Per Punt	35.0	42.0
Net Yards Per Punt	22	42
Inside 20	0	1
50+ Yards	0	0
Touchbacks	0	0
Fair catch	0	2
KICKOFF-YARDS	6-360	7-455
Average Yards Per Kickoff	60.0	65.0
Net Yards Per Kickoff	39.7	40
Touchbacks	3	6
Fair Catch Yards	0	0
Punt returns: Number-Yards-TD	0-0-0	1-13-0
Average Per Return	0.0	13.0
Kickoff returns: Number-Yds-TD	1-25-0	3-47-0
Average Per Return	25.0	15.7
Interceptions: Number-Yds-TD	0-0-0	2-54-1
Fumble Returns: Number-Yds-TD	0-0-0	1-22-1
Miscellaneous Yards	0	0
Possession Time	30:05	29:55
1st Quarter	06:36	08:24
2nd Quarter	10:18	04:42
3rd Quarter	06:44	08:16
4th Quarter	06:27	08:33
Third-Down Conversions	6-14	4-8
Fourth-Down Conversions	2-4	0-1
Red-Zone Scores-Chances	5-5	4-4
Touchdowns	3-5	3-4
Field goals	2-5	1-4
Sacks By: Number-Yards	1-12	3-26
PAT Kicks	3-3	5-5
2Pts Conversions	0-0	0-0
Field Goals	2-2	1-1
Points off Turnover	0	21



NO. 24 KANSAS DROPS TOP-25 SHOWDOWN TO NO. 3 TEXAS

Sept. 30, 2023 | Austin, Texas | Darrell K Royal-Texas Memorial Stadium | Attendance: 102,986

	1	2	3	4	Final
#24 Kansas (4-1, 1-1 Big 12)	0	7	7	0	14
#3 Texas (5-0, 2-0 Big 12)	10	3	13	14	40

SCORING SUMMARY

TEAM	QTR	TIME		DRIVE	KU	UT
TEX	1st	10:06	Q.Ewers 30 yd rush (B.Auburn kick)	7-88, 02:45	0	7
TEX	1st	01:52	B.Auburn 26 yd FG	14-76, 06:26	0	10
KAN	2nd	14:05	D.Hishaw 18 yd rush (S.Keller kick)	5-75, 02:47	7	10
TEX	2nd	11:15	B.Auburn 30 yd FG	5-63, 02:50	7	13
TEX	3rd	13:28	J.Brooks 54 yd rush (B.Auburn kick)	5-71, 01:31	7	20
KAN	3rd	11:36	T.Wilson 58 yd pass from J.Bean (S.Keller kick)	4-75, 01:52	14	20
TEX	3rd	02:33	J.Brooks 1 yd rush (Q.Ewers pass failed)	5-32, 01:52	14	26
TEX	4th	13:06	A.Mitchell 9 yd pass from Q.Ewers (B.Auburn kick)	8-72, 03:25	14	33
TEX	4th	05:34	Q.Ewers 1 yd rush (B.Auburn kick)	12-75, 05:51	14	40

PASSING STATS

	COMP.ATT./INT.	YARDS	TD	LONG	SACK
Jason Bean	9-21-0	136	1	58	0
TOTAL	9-21-0	136	1	58	0

RUSHING STATS

	ATT.	YARDS	TD	LONG	AVG.
Devin Neal	8	45	0	26	5.6
Daniel Hishaw	8	44	1	18	5.5
Jason Bean	7	42	0	27	6.0
TOTAL	25	124	1	27	5.0

RECEIVING STATS

	REC.	YARDS	YAC	TD	LONG
Mason Fairchild	2	30	19	0	18
Devin Neal	2	10	15	0	6
Trevor Wilson	1	58	19	1	58
Jared Casey	1	16	6	0	16
Douglas Emilien	1	15	0	0	15
Lawrence Arnold	1	5	0	0	5
Luke Grimm	1	2	0	0	2
TOTAL	9	136	59	1	58

DEFENSIVE STATS

	TACKLES	SACKS-YDS	TFL-YDS	FF/FR	INT/YDS	BRUP	QBH
O.J. Burroughs	9-4-13	0.0-0	1.0-2	0/0	0-0	0	0
JB Brown	5-4-9	0.0-0	0.0-0	0/0	0-0	0	1
Kenny Logan Jr.	6-2-8	0.0-0	1.0-4	0/0	0-0	0	0
Austin Booker	5-2-7	0.5-2	1.5-4	0/0	0-0	0	0
Craig Young	2-5-7	0.0-0	0.0-0	0/0	0-0	0	0
Ra'Mello Dotson	6-0-6	0.0-0	1.0-4	0/0	0-0	1	0
Cobee Bryant	5-0-5	0.0-0	0.0-0	0/0	0-0	0	0
Cornell Wheeler	1-4-5	0.0-0	0.0-0	0/0	1-6	0	0

TEAM STATS

	KU	UT
FIRST DOWNS	11	33
Rushing	4	14
Passing	6	19
Penalty	1	0
NET YARDS RUSHING	124	336
Rushing Attempts	25	51
Average Per Rush	5.0	6.6
Rushing Touchdowns	1	4
Yards Gained Rushing	142	362
Yards Lost Rushing	18	26
NET YARDS PASSING	136	325
Completions-Attempts-Int	9-21-0	25-35-1
Average Per Attempt	6.5	9.3
Average Per Completion	15.1	13.0
Passing Touchdowns	1	1
TOTAL OFFENSE YARDS	260	661
Total offense plays	46	86
Average Gain Per Play	5.7	7.7
Fumbles: Number-Lost	3-1	0-0
Penalties: Number-Yards	3-20	4-34
PUNTS-YARDS	6-272	0-0
Average Yards Per Punt	45.3	0.0
Net Yards Per Punt	45.3	0
Inside 20	3	0
50+ Yards	1	0
Touchbacks	0	0
Fair catch	2	0
KICKOFF-YARDS	3-166	8-517
Average Yards Per Kickoff	55.3	64.6
Net Yards Per Kickoff	38.7	41.9
Touchbacks	2	6
Fair Catch Yards	0	0
Punt returns: Number-Yards-TD	0-0-0	0-0-0
Average Per Return	0.0	0.0
Kickoff returns: Number-Yds-TD	2-32-0	1-0-0
Average Per Return	16.0	0.0
Interceptions: Number-Yds-TD	1-6-0	0-0-0
Fumble Returns: Number-Yds-TD	0-0-0	0-0-0
Miscellaneous Yards	0	0
Possession Time	18:27	39:41
1st Quarter	03:57	09:11
2nd Quarter	04:49	10:11
3rd Quarter	05:00	10:00
4th Quarter	04:41	10:19
Third-Down Conversions	0-8	9-15
Fourth-Down Conversions	0-2	2-2
Red-Zone Scores-Chances	0-0	5-5
Touchdowns	0-0	3-5
Field goals	0-0	2-5
Sacks By: Number-Yards	2-5	0-0
PAT Kicks	2-2	4-4
2Pts Conversions	0-0	0-1
Field Goals	0-0	2-4
Points off Turnover	0	6



KANSAS HANDLES UCF 51-22 FOR FIFTH WIN OF THE SEASON

Oct. 7, 2023 | Lawrence, Kan. | David Booth Kansas Memorial Stadium | Attendance: 46,107

	1	2	3	4	Final
UCF (3-3, 0-3 Big 12)	0	0	8	14	22
Kansas (5-1, 2-1 Big 12)	3	21	13	14	51

SCORING SUMMARY

TEAM	QTR	TIME	DRIVE	UCF	KU
KAN	1st	03:42	S.Keller 25 yd FG	13-82, 07:03	0 3
KAN	2nd	13:43	L.Arnold 5 yd pass from J.Bean (S.Keller kick)	9-69, 04:22	0 10
KAN	2nd	06:31	D.Hishaw 3 yd rush (S.Keller kick)	12-72, 06:13	0 17
KAN	2nd	03:26	T.Wilson 82 yd punt return (S.Keller kick)	03:05	0 24
KAN	3rd	14:48	D.Neal 75 yd rush (S.Keller kick)	1-75, 00:12	0 31
UCF	3rd	13:01	A.Holler 13 yd pass from T.McClain (pass failed)	4-75, 01:47	6 31
KAN	3rd	07:02	D.McDuffie 1 yd rush (rush failed)	10-75, 05:59	6 37
UCF	3rd	07:02	D.Henderson PAT return	8	37
UCF	4th	13:55	R.Harvey 4 yd rush (C.Boomer kick)	17-75, 08:07	15 37
KAN	4th	11:47	D.Hishaw 7 yd rush (S.Keller kick)	4-54, 02:02	15 44
UCF	4th	10:09	R.Pittman Jr. 23 yd pass from T.McClain (C.Boomer kick)	5-75, 01:39	22 44
KAN	4th	00:53	D.McDuffie 1 yd rush (O.Piepergerdes kick)	7-35, 03:20	22 51

PASSING STATS

	COMP./ATT./INT.	YARDS	TD	LONG	SACK
Jason Bean	8-12-0	91	1	22	1
TOTAL	8-12-0	91	1	22	1

RUSHING STATS

	ATT.	YARDS	TD	LONG	AVG.
Devin Neal	12	154	1	75	12.8
Daniel Hishaw	19	134	2	29	7.1
Dylan McDuffie	13	91	2	36	7.0
Jason Bean	6	10	0	17	1.7
TOTAL	51	399	5	75	7.8

RECEIVING STATS

	REC.	YARDS	YAC	TD	LONG
Mason Fairchild	3	19	10	0	12
Luke Grimm	2	41	0	0	22
Devin Neal	1	14	15	0	14
Trevor Kardell	1	12	3	0	12
Lawrence Arnold	1	5	2	1	5
TOTAL	8	91	30	1	22

DEFENSIVE STATS

	TACKLES	SACKS-YDS	TFL-YDS	FF/FR	INT/YDS	BRUP	QBH
Taiwan Berryhill	7-1-8	1.0-8	1.5-9	0/0	0-0	0	0
Cobee Bryant	7-0-7	0.0-0	0.0-0	0/0	0-0	0	0
Kenny Logan Jr.	6-1-7	0.0-0	0.0-0	0/0	0-0	0	0
Rich Miller	3-2-5	0.0-0	0.5-0	0/0	0-0	0	0
Austin Booker	4-0-4	1.0-12	2.0-14	1/0	0-0	0	0
Marvin Grant	3-0-3	0.0-0	0.0-0	0/0	0-0	0	0
Ra'Mello Dotson	3-0-3	0.0-0	0.0-0	0/0	0-0	0	0
Craig Young	2-1-3	0.0-0	0.0-0	0/0	0-0	1	0

TEAM STATS

	UCF	KU
FIRST DOWNS	21	25
Rushing	13	17
Passing	8	7
Penalty	0	1
NET YARDS RUSHING	202	399
Rushing Attempts	38	51
Average Per Rush	5.3	7.8
Rushing Touchdowns	1	5
Yards Gained Rushing	244	425
Yards Lost Rushing	42	26
NET YARDS PASSING	169	91
Completions-Attempts-Int	15-23-0	8-12-0
Average Per Attempt	7.3	7.6
Average Per Completion	11.3	11.4
Passing Touchdowns	2	1
TOTAL OFFENSE YARDS	371	490
Total offense plays	61	63
Average Gain Per Play	6.1	7.8
Fumbles: Number-Lost	1-1	0-0
Penalties: Number-Yards	5-40	2-20
PUNTS-YARDS	4-148	1-39
Average Yards Per Punt	37.0	39.0
Net Yards Per Punt	16.5	39
Inside 20	1	1
50+ Yards	0	0
Touchbacks	0	0
Fair catch	3	1
KICKOFF-YARDS	3-192	9-585
Average Yards Per Kickoff	64.0	65.0
Net Yards Per Kickoff	33	40
Touchbacks	2	9
Fair Catch Yards	0	0
Punt returns: Number-Yards-TD	0-0-0	1-82-1
Average Per Return	0.0	82.0
Kickoff returns: Number-Yds-TD	0-0-0	1-43-0
Average Per Return	0.0	43.0
Interceptions: Number-Yds-TD	0-0-0	0-0-0
Fumble Returns: Number-Yds-TD	0-0-0	1-6-0
Miscellaneous Yards	0	0
Possession Time	25:35	34:25
1st Quarter	04:52	10:08
2nd Quarter	06:26	08:34
3rd Quarter	08:49	06:11
4th Quarter	05:28	09:32
Third-Down Conversions	7-12	6-9
Fourth-Down Conversions	0-1	0-0
Red-Zone Scores-Chances	2-2	6-7
Touchdowns	2-2	5-7
Field goals	0-2	1-7
Sacks By: Number-Yards	1-12	4-39
PAT Kicks	2-2	6-6
2Pts Conversions	0-1	0-1
Field Goals	0-0	1-2
Points off Turnover	2	0



NO. 23 KANSAS EDGED BY OKLAHOMA STATE 39-32

Oct. 14, 2023 | Stillwater, Okla. | Boone Pickens Stadium | Attendance: 53,855

	1	2	3	4	Final
#23 Kansas (5-2, 2-2 Big 12)	7	18	7	0	32
Oklahoma State (4-2, 2-1 Big 12)	17	7	3	12	39

SCORING SUMMARY

TEAM	QTR	TIME	DRIVE	KU	OSU
OSU	1st	13:11	Gordon 17 yd pass from Bowman (Hale kick)	0	7
OSU	1st	07:25	Presley 20 yd pass from Bowman (Hale kick)	0	14
KAN	1st	05:14	Wilson 47 yd pass from Bean (Keller kick)	7	14
OSU	1st	02:10	Hale 28 yd FG	7	17
KAN	2nd	12:42	Fairchild 30 yd pass from Bean (kick blocked)	13	17
KAN	2nd	10:41	Fairchild 44 yd pass from Bean (rush failed)	19	17
OSU	2nd	02:52	Gordon 42 yd rush (Hale kick)	19	24
KAN	2nd	01:06	Skinner 49 yd pass from Bean (pass failed)	25	24
KAN	3rd	11:13	Skinner 42 yd pass from Bean (Piepergerdes kick)	32	24
OSU	3rd	05:28	Hale 26 yd FG	32	27
OSU	4th	11:32	Hale 21 yd FG	32	30
OSU	4th	02:33	Presley 6 yd rush (pass failed)	32	36
OSU	4th	00:15	A.Hale 42 yd FG	32	39

PASSING STATS

	COMP./ATT./INT.	YARDS	TD	LONG	SACK
Jason Bean	23-34-2	410	5	49	4
TOTAL	23-34-2	410	5	49	4

RUSHING STATS

	ATT.	YARDS	TD	LONG	AVG.
Devin Neal	13	66	0	23	5.1
Daniel Hishaw	8	24	0	11	3.0
Jason Bean	8	2	0	21	0.2
TOTAL	29	90	0	23	3.1

RECEIVING STATS

	REC.	YARDS	YAC	TD	LONG
Mason Fairchild	5	95	55	2	44
Lawrence Arnold	5	68	25	0	28
Trevor Wilson	4	86	18	1	47
Devin Neal	3	15	19	0	9
Quentin Skinner	2	91	30	2	49
Luke Grimm	2	26	16	0	13
TOTAL	34	23	410	177	5

DEFENSIVE STATS

	TACKLES	SACKS-YDS	TFL-YDS	FF/FR	INT/YDS	BRUP	QBH
JB Brown	7-2-9	0.0-0	0.0-0	0/0	0-0	0	0
Austin Booker	5-4-9	0.0-0	0.0-0	0/0	0-0	0	0
Ra'Mello Dotson	5-2-7	0.0-0	0.0-0	0/0	0-0	1	0
Kenny Logan Jr.	3-4-7	0.0-0	1.5-3	0/0	0-0	1	0
O.J. Burroughs	5-0-5	0.0-0	0.0-0	0/0	0-0	0	0
Rich Miller	3-2-5	0.0-0	0.0-0	0/0	0-0	0	0
Craig Young	4-0-4	0.0-0	0.0-0	0/0	0-0	0	0
Cornell Wheeler	4-0-4	1.0-2	1.0-2	0/0	0-0	0	0

TEAM STATS

	KU	OSU
FIRST DOWNS	19	27
Rushing	4	11
Passing	15	16
Penalty	0	0
NET YARDS RUSHING	90	218
Rushing Attempts	29	38
Average Per Rush	3.1	5.7
Rushing Touchdowns	0	2
Yards Gained Rushing	128	226
Yards Lost Rushing	38	8
NET YARDS PASSING	410	336
Completions-Attempts-Int	23-34-2	28-41-0
Average Per Attempt	12.1	8.2
Average Per Completion	17.8	12.0
Passing Touchdowns	5	2
TOTAL OFFENSE YARDS	500	554
Total offense plays	63	79
Average Gain Per Play	7.9	7.0
Fumbles: Number-Lost	2-0	1-0
Penalties: Number-Yards	3-22	3-12
PUNTS-YARDS	3-122	4-148
Average Yards Per Punt	40.7	37.0
Net Yards Per Punt	25.3	37
Inside 20	1	2
50+ Yards	0	0
Touchbacks	0	0
Fair catch	1	2
KICKOFF-YARDS	6-358	9-569
Average Yards Per Kickoff	59.7	63.2
Net Yards Per Kickoff	41.2	40.1
Touchbacks	2	6
Fair Catch Yards	0	0
Punt returns: Number-Yards-TD	0-0-0	1-0-0
Average Per Return	0.0	0.0
Kickoff returns: Number-Yds-TD	3-58-0	4-61-0
Average Per Return	19.3	15.2
Interceptions: Number-Yds-TD	0-0-0	2-25-0
Fumble Returns: Number-Yds-TD	0-0-0	0-0-0
Miscellaneous Yards	8	0
Possession Time	28:29	31:31
1st Quarter	07:07	07:53
2nd Quarter	08:35	06:25
3rd Quarter	07:51	07:09
4th Quarter	04:56	10:04
Third-Down Conversions	7-13	6-15
Fourth-Down Conversions	0-2	0-0
Red-Zone Scores-Chances	0-1	6-6
Touchdowns	0-1	3-6
Field goals	0-1	3-6
Sacks By: Number-Yards	1-2	4-27
PAT Kicks	2-3	3-3
2Pts Conversions	0-2	0-1
Field Goals	0-0	4-5
Points off Turnover	0	3



KANSAS KNOCKS OFF NO. 6 OKLAHOMA 38-33 TO BECOME BOWL ELIGIBLE

Oct. 28, 2023 | Lawrence, Kan. | David Booth Kansas Memorial Stadium | Attendance: 47,233

	1	2	3	4	Final
#6 Oklahoma (7-1, 4-1 Big 12)	0	21	6	6	33
Kansas (6-2, 3-2 Big 12)	7	10	9	12	38

SCORING SUMMARY

TEAM	QTR	TIME	DRIVE	OU	KU
KAN	1st	09:25	R.Dotson 37 yd interception return (S.Keller kick)	00:28	0
KAN	2nd	14:06	D.Hishaw 9 yd rush (S.Keller kick)	10-79, 05:20	0
OU	2nd	10:15	D.Gabriel 7 yd rush (Z.Schmit kick)	10-75, 03:54	7
OU	2nd	06:05	T.Walker 2 yd rush (Z.Schmit kick)	9-66, 03:11	14
OU	2nd	04:23	D.Gabriel 9 yd rush (Z.Schmit kick)	4-17, 01:38	21
KAN	2nd	00:50	S.Keller 24 yd FG	12-79, 03:26	21
KAN	3rd	04:01	S.Keller 29 yd FG	5-45, 02:45	21
KAN	3rd	03:03	J.Bean 38 yd rush (pass failed)	1-38, 00:08	21
OU	3rd	00:35	G.Sawchuk 3 yd rush (pass failed)	7-75, 02:28	27
KAN	4th	12:25	D.Hishaw 1 yd rush (pass failed)	7-65, 03:03	27
OU	4th	05:22	D.Gabriel 1 yd rush (pass failed)	4-14, 01:23	33
KAN	4th	00:55	D.Neal 9 yd rush (rush failed)	7-80, 01:10	33

PASSING STATS

	COMP./ATT./INT.	YARDS	TD	LONG	SACK
Jason Bean	15-32-2	218	0	39	0
TOTAL	15-32-2	218	0	39	0

RUSHING STATS

	ATT.	YARDS	TD	LONG	AVG.
Devin Neal	25	112	1	21	4.5
Jason Bean	4	62	1	38	15.5
Daniel Hishaw	12	51	2	12	4.2
TOTAL	41	225	4	38	5.5

RECEIVING STATS

	REC.	YARDS	YAC	TD	LONG
Lawrence Arnold	3	79	27	0	37
Mason Fairchild	3	62	9	0	39
Quentin Skinner	2	32	4	0	24
Luke Grimm	2	19	2	0	10
Devin Neal	2	12	9	0	11
TOTAL	15	218	60	0	39

DEFENSIVE STATS

	TACKLES	SACKS-YDS	TFL-YDS	FF/FR	INT/YDS	BRUP	QBH
Kenny Logan Jr.	6-4-10	0.0-0	0.0-0	0/0	0-0	0	0
Marvin Grant	7-1-8	0.0-0	0.0-0	0/0	0-0	0	0
Taiwan Berryhill	6-1-7	0.0-0	0.0-0	0/0	0-0	0	0
O.J. Burroughs	6-1-7	0.0-0	0.0-0	0/0	0-0	0	0
Austin Booker	4-2-6	1.0-1	1.0-1	0/0	0-0	0	0
Cornell Wheeler	4-1-5	0.0-0	2.0-2	0/1	0-0	0	0
JB Brown	4-1-5	0.0-0	0.0-0	1/1	0-0	0	0
Jereme Robinson	3-0-3	0.0-0	1.0-1	0/0	0-0	0	1

TEAM STATS

	OU	KU
FIRST DOWNS	19	25
Rushing	10	10
Passing	7	11
Penalty	2	4
NET YARDS RUSHING	269	225
Rushing Attempts	55	41
Average Per Rush	4.9	5.5
Rushing Touchdowns	5	4
Yards Gained Rushing	274	230
Yards Lost Rushing	5	5
NET YARDS PASSING	171	218
Completions-Attempts-Int	14-19-1	15-32-2
Average Per Attempt	9.0	6.8
Average Per Completion	12.2	14.5
Passing Touchdowns	0	0
TOTAL OFFENSE YARDS	440	443
Total offense plays	74	73
Average Gain Per Play	5.9	6.1
Fumbles: Number-Lost	2-2	1-1
Penalties: Number-Yards	11-101	5-55
PUNTS-YARDS	4-152	2-86
Average Yards Per Punt	38.0	43.0
Net Yards Per Punt	33	43
Inside 20	2	0
50+ Yards	0	0
Touchbacks	1	0
Fair catch	1	1
KICKOFF-YARDS	6-345	8-472
Average Yards Per Kickoff	57.5	59.0
Net Yards Per Kickoff	40.2	40.4
Touchbacks	0	4
Fair Catch Yards	0	24
Punt returns: Number-Yards-TD	0-0-0	0-0-0
Average Per Return	0.0	0.0
Kickoff returns: Number-Yds-TD	3-25-0	6-114-0
Average Per Return	8.3	19.0
Interceptions: Number-Yds-TD	2-23-0	1-37-1
Fumble Returns: Number-Yds-TD	0-0-0	0-0-0
Miscellaneous Yards	0	0
Possession Time	28:50	31:10
1st Quarter	05:27	09:33
2nd Quarter	09:30	05:30
3rd Quarter	08:39	06:21
4th Quarter	05:14	09:46
Third-Down Conversions	2-10	4-14
Fourth-Down Conversions	1-2	2-3
Red-Zone Scores-Chances	5-6	5-6
Touchdowns	5-6	3-6
Field goals	0-6	2-6
Sacks By: Number-Yards	0-0	1-1
PAT Kicks	3-3	2-2
2Pts Conversions	0-2	0-3
Field Goals	0-0	2-3
Points off Turnover	13	13

RESULTS

DATE	OPPONENT	SCORE	RESULT	ATTENDANCE
Sept. 1	Missouri St.	W	48-17	41091
Sept. 8	Illinois	W	34-23	45809
Sept. 16	at Nevada	W	31-24	16890
Sept. 23	BYU*%	W	38-27	47233
Sept. 30	at Texas*	L	14-40	102986
Oct. 7	UCF*	W	51-22	46107
Oct. 14	at Oklahoma State*	L	32-39	53855
Oct. 28	Oklahoma*%	W	38-33	47233

*Big 12 Conference Game, % Sellout

TEAM STATISTICS

	KU	OPP.
SCORING	286	225
Points per game	35.8	28.1
Points Off Turnovers	51	37
FIRST DOWNS	181	166
Rushing	81	63
Passing	86	92
Penalty	14	11
RUSHING YARDAGE	1709	1397
Yards gained rushing	1869	1588
Yards lost rushing	160	191
Rushing attempts	305	296
Average per rush	5.6	4.7
Average per game	213.6	174.6
TDs Rushing	20	19
PASSING YARDAGE	1836	1816
Comp-Att-Int	133-202-5	160-240-8
Average per pass	9.1	7.6
Average per catch	13.8	11.4
Average per game	229.5	227.0
TDs Passing	14	9
TOTAL OFFENSE	3545	3213
Total plays	507	536
Average per play	7.0	6.0
Average per game	443.1	401.6
Kick returns: #-Yards	19-396	10-159
Punt returns: #-Yards	3-93	1-0
Int returns: #-Yards	8-109	5-48
Kick return average	20.8	15.9
Punt return average	31.0	0.0
Int return average	13.6	9.6
Fumbles-Lost	11-5	12-4
Penalties-Yards	34-309	41-355
Average per game	38.6	44.4
Punts-Yards	18-759	28-1120
Average per punt	42.2	40.0
Net punt average	39.6	35.3
Kickoffs-Yards	55-3449	45-2794
Average per kick	62.7	62.1
Net kick average	39.7	39.6
Time of possession / game	30:35	29:10
3rd-down conversion	43/87	42/100
3rd-down pct	49%	42%
4th-down conversion	3/11	7/13
4th-down pct	27%	54%
Sacks by-Yards	19-107	10-80
Misc Yards	0	0
Touchdowns scored	38	28
Field goals - attempts	9-11	10-13
On-Side kicks	0-0	0-1
Red-zone scores	(30-34) 88%	(32-33) 97%
Red-zone touchdowns	(23-34) 68%	(23-33) 70%
PAT-attempts	(31-32) 97%	(21-21) 100%
2-point conversion-attempts	(0-6) 0%	(2-8) 25%
Attendance	226753	173731
Games / Avg per game	5/45351	3/57910

SCORE BY QUARTER

	1Q	2Q	3Q	4Q	OT	Total
Kansas	59	83	80	64	0	286
Opponents	41	61	48	75	0	225

RUSHING

	GP	ATT	GAIN	LOSS	NET	AVG	TD	LONG	AVG/G
Devin Neal	8	115	786	15	771	6.7	7	75	96.4
Daniel Hishaw	8	80	511	23	488	6.1	8	29	61.0
Dylan McDuffie	8	33	184	4	180	5.5	3	36	22.5
Jason Bean	8	31	213	60	153	4.9	1	38	19.1
Jalon Daniels	3	27	121	47	74	2.7	0	17	24.7
Sevion Morrison	1	8	41	0	41	5.1	1	9	41.0
Lawrence Arnold	8	1	10	0	10	10.0	0	10	1.3
Quentin Skinner	8	1	2	0	2	2.0	0	2	0.3
Torry Locklin	8	1	1	0	1	1.0	0	1	0.1
Luke Grimm	8	1	0	6	-6	-6.0	0	0	-0.8
Team	8	7	0	5	-5	-0.7	0	0	-0.6
Total	8	305	1869	160	1709	5.6	20	75	213.6
Opponents	8	296	1588	191	1397	4.7	19	72	174.6

PASSING

	G	EFFIC	CMP-ATT	INT	PCT	YDS	TD	LNG	AVG/G
Jason Bean	8	152.5	77-127	4	60.6	1131	9	58	141.4
Jalon Daniels	3	173.0	56-75	1	74.7	705	5	59	235.0
Total	8	160.1	133-202	5	65.8	1836	14	59	229.5
Opponents	8	135.9	160-240	8	66.7	1816	9	53	227.0

RECEIVING

	G	NO	YDS	AVG	TD	LONG	AVG/G
Lawrence Arnold	8	28	403	14.4	1	52	50.4
Mason Fairchild	8	21	317	15.1	2	44	39.6
Luke Grimm	8	20	263	13.2	3	48	32.9
Devin Neal	8	19	196	10.3	1	59	24.5
Quentin Skinner	8	16	296	18.5	2	49	37.0
Trevor Wilson	8	10	172	17.2	2	58	21.5
Jared Casey	8	5	57	11.4	1	24	7.1
Trevor Kardell	8	5	69	13.8	1	20	8.6
Doug Emilien	8	4	36	9.0	0	15	4.5
Torry Locklin	8	2	8	4.0	1	4	1.0
Tanaka Scott	6	2	10	5.0	0	8	1.7
Daniel Hishaw	8	1	9	9.0	0	9	1.1
Total	8	133	1836	13.8	14	59	229.5
Opponents	8	160	1816	11.4	9	53	227.0

TOTAL OFFENSE

	G	PLAYS	RUSH	PASS	TOTAL	AVG/G
Jason Bean	8	158	153	1131	1284	160.5
Jalon Daniels	3	102	74	705	779	259.7
Devin Neal	8	115	771	0	771	96.4
Daniel Hishaw	8	80	488	0	488	61.0
Dylan McDuffie	8	33	180	0	180	22.5
Sevion Morrison	1	8	41	0	41	41.0
Lawrence Arnold	8	1	10	0	10	1.3
Quentin Skinner	8	1	2	0	2	0.3
Torry Locklin	8	1	1	0	1	0.1
Luke Grimm	8	1	-6	0	-6	-0.8
Team	8	0	-5	0	-5	-0.6
Total	8	507	1709	1836	3545	443.1
Opponents	8	536	1397	1816	3213	401.6

SCORING

	TD	FGs	----- PATS -----				DXP	SAF	PTS
			KICK	RUSH	RCV	PASS			
Seth Keller	-	9-11	28-29	-	-	-	-	-	55
Daniel Hishaw	8	-	-	-	-	-	-	-	48
Devin Neal	6	-	-	-	-	-	-	-	48
Dylan McDuffie	3	-	-	-	-	-	-	-	18
Luke Grimm	3	-	-	-	-	-	-	-	18
Trevor Wilson	3	-	-	-	-	-	-	-	18
Mason Fairchild	2	-	-	-	-	-	-	-	12
Quentin Skinner	2	-	-	-	-	-	-	-	12
Kenny Logan Jr.	1	-	-	-	-	-	-	-	6
Torry Locklin	1	-	-	-	-	-	-	-	6
Lawrence Arnold	1	-	-	-	-	-	-	-	6
Jared Casey	1	-	-	-	-	-	-	-	6
Ra'Mello Dotson	1	-	-	-	-	-	-	-	6
Trevor Kardell	1	-	-	-	-	-	-	-	6
Sevion Morrison	1	-	-	-	-	-	-	-	6
Cobee Bryant	1	-	-	-	-	-	-	-	6
Jason Bean	1	-	-	-	-	-	-	-	6
Owen Piepergerdes	-	-	3-3	-	-	-	-	-	3
Total	38	9-11	31-32	0	0	0	0	0	286
Opponents	28	10-13	21-21	1	1	1	1	0	225

KICK RETURNS

	NO	YDS	AVG	TD	LONG
Trevor Wilson	14	273	19.5	0	34
Kenny Logan Jr.	4	111	27.8	0	43
Tory Locklin	1	12	12.0	0	12
Total	19	396	20.8	0	43
Opponents	10	159	15.9	0	30

PUNT RETURNS

	NO	YDS	AVG	TD	LONG
Trevor Wilson	2	80	40.0	1	82
Torry Locklin	1	13	13.0	0	13
Total	3	93	31.0	1	82
Opponents	1	0	0.0	0	0

FUMBLE RETURNS

	NO	YDS	AVG	TD	LONG
Cobee Bryant	1	22	22.0	1	22
DJ Withers	1	6	6.0	0	6
JB Brown	1	0	0.0	0	0
Cornell Wheeler	1	0	0.0	0	0
Total	4	28	7.0	1	22
Opponents	5	6	1.2	0	6

INTERCEPTIONS

	NO	YDS	AVG	TD	LONG
Ra'Mello Dotson	2	37	18.5	1	37
Cobee Bryant	2	33	16.5	0	24
Kwinton Lassiter	2	3	1.5	0	3
Kenny Logan Jr.	1	30	30.0	1	30
Cornell Wheeler	1	6	6.0	0	6
Total	8	109	13.6	2	37
Opponents	5	48	9.6	0	20

FIELD GOAL SEQUENCE

	KANSAS	OPPONENTS
Missouri State	(28),(35)	(37)
Illinois	(41),(30)	
Nevada	(44)	(42)
BYU	(23)	(33),(34)
Texas		(26),(30),50,47
UCF	(25),32	
Oklahoma St.		(28),(26),(21),43,(42)
Oklahoma	(24),(29),42	
Numbers in (parentheses) indicate field goal was made.		

FIELD GOALS

	FGM-FGA	PCT	1-19	20-29	30-39	40-49	50-99	LG	BLK
Seth Keller	9-11	81.8	0-0	5-5	2-3	2-3	0-0	44	0
Opponents	10-13	76.9	0-0	4-4	4-4	2-4	0-1	42	0

PUNTING

	NO.	YDS	AVG	LONG	TB	FC	I20	50+	BLK
Damon Greaves	17	713	41.9	53	0	10	6	1	0
Team	1	46	46.0	0	0	0	0	0	1
Total	18	759	42.2	53	0	10	6	1	1
Opponents	28	1120	40.0	62	2	14	11	2	0

KICKOFFS

	NO.	YDS	AVG	TB	OB	RETN	NET	YDLN
Tabor Allen	54	3384	62.7	41	1	--	--	--
Seth Keller	1	65	65.0	1	0	--	--	--
Total	55	3449	62.7	42	1	10	39.7	25
Opponents	45	2794	62.1	25	0	19	39.6	25

ALL-PURPOSE

	G	RUSH	REC	PR	KOR	IR	TOT	AVG/G
Devin Neal	8	771	196	0	0	0	967	120.9
Trevor Wilson	8	0	172	80	273	0	525	65.6
Daniel Hishaw	8	488	9	0	0	0	497	62.1
Lawrence Arnold	8	10	403	0	0	0	413	51.6
Mason Fairchild	8	0	317	0	0	0	317	39.6
Quentin Skinner	8	2	296	0	0	0	298	37.3
Luke Grimm	8	-6	263	0	0	0	257	32.1
Dylan McDuffie	8	180	0	0	0	0	180	22.5
Jason Bean	8	153	0	0	0	0	153	19.1
Kenny Logan Jr.	8	0	0	0	111	30	141	17.6
Jalon Daniels	3	74	0	0	0	0	74	24.7
Trevor Kardell	8	0	69	0	0	0	69	8.6
Jared Casey	8	0	57	0	0	0	57	7.1
Sevion Morrison	1	41	0	0	0	0	41	41.0
Ra'Mello Dotson	8	0	0	0	0	37	37	4.6
Doug Emilien	8	0	36	0	0	0	36	4.5
Torry Locklin	8	1	8	13	12	0	34	4.3
Cobee Bryant	8	0	0	0	0	33	33	4.1
Tanaka Scott	6	0	10	0	0	0	10	1.7
Cornell Wheeler	7	0	0	0	0	6	6	0.9
Kwinton Lassiter	8	0	0	0	0	3	3	0.4
Team	8	-5	0	0	0	0	-5	-0.6
Total	8	1709	1836	93	396	109	4143	517.9
Opponents	8	1397	1816	0	159	48	3420	427.5

DEFENSE

		TACKLES			TFL/YDS	SACKS NO-YARDS	PASS DEF			FUMBLES		BLOCKED	
		GP	SOLO	A			INT-YDS	BRUP	QBH	RCV-YDS	FF	KICK	SAF
1	Kenny Logan Jr.	8	34	21	55	6-15	.	1-30	3	.	1	.	.
28	JB Brown	8	26	13	39	5-32	2-16	.	2	1	1-0	2	.
5	O.J. Burroughs	8	32	6	38	1.5-3	.	.	2
9	Austin Booker	8	27	10	37	9-50	6-43	.	.	.	1	.	.
30	Rich Miller	8	24	11	35	2-5	.	.	2
4	Marvin Grant	8	20	11	31	3-3	.	.	1	.	1	.	.
3	Ra'Mello Dotson	8	24	5	29	2-6	.	2-37	8
15	Craig Young	8	20	7	27	1-1	1-1	.	2
6	Taiwan Berryhill	6	17	6	23	2-9	1-8	.	.	1	.	.	.
44	Cornell Wheeler	7	16	6	22	4-7	1-2	1-6	.	1	1-0	1	.
2	Cobee Bryant	8	20	1	21	2-16	.	2-33	2	.	1-22	1	.
90	Jereme Robinson	8	15	2	17	6-18	4.5-16	.	4	6	.	.	.
37	Hayden Hatcher	7	4	11	15	3-5	0.5-1	.	.	2	.	.	.
36	Patrick Joyner Jr.	8	9	3	12	2.5-15	2-14
7	Gage Keys	8	7	5	12	2	.	.	.
10	Jayson Gilliom	8	6	4	10	1-6	1-6
8	Kwinton Lassiter	8	6	4	10	0.5-2	.	2-3	1	.	1	.	.
40	Devin Phillips	8	7	1	8
92	Tommy Dunn Jr.	8	5	3	8	1.5-8	1	.	.
18	Kalon Gervin	8	5	1	6	.	.	.	3
13	Dylan Brooks	5	2	2	4	1-4
46	Davion Westmoreland	6	2	2	4
12	Torry Locklin	8	2	1	3
52	DJ Withers	8	2	1	3	1-2	.	.	.	1	1-6	.	.
45	Dean Miller	8	3	.	3
97	Kenean Caldwell	8	2	1	3
53	Caleb Taylor	8	1	1	2	1-2	.	.	1
20	Donovan Gaines	8	.	2	2
67	Dominick Puni	7	1	.	1
3	Tanaka Scott	6	1	.	1
0	Quentin Skinner	8	1	.	1
89	Mason Fairchild	8	1	.	1
25	Dylan McDuffie	8	.	1	.	1	1	.	.
96	Cole Petrus	7	1	.	1
45	Trevor Kardell	8	1	.	1
54	Michael Ford Jr.	7	1	.	1
7	Trevor Wilson	8	.	1	1
14	Jalen Dye	8	1
Totals		8	346	142	488	55-209	19-107	8-109	30	16	4-28	10	0
Opponents		8	332	116	448	34-160	10-80	5-48	21	14	5-6	8	0

GAME-BY-GAME STATISTICS

	FINAL SCORE BY QUARTER				FIRST DOWNS				RUSHING			PASSING			TOTAL OFFENSE		PUNTING	FUMBLES	PENALTY	THIRD	TOTAL	
GAME	SCORE	1	2	3	4	RU	PAPN	TOT	ATT	YDS	TD	C-A-I	YDS	TD	ATT	YDS	NO-YDS	NO-LOST	NO-YDS	DOWNS	TOP	
Missouri St.	17	7	3	0	7	3	6	1	10	27	96	1	14-21-2	143	1	48	217	6-238	1-0	6-50	1-9	26:13
Kansas	49	7	10	10	21	12	13	2	27	38	245	4	22-28-0	259	0	66	521	0-0	1-1	3-35	6-11	33:47
Illinois	23	0	7	8	8	4	13	2	19	28	139	2	19-28	202	1	56	341	4-166	0-0	6-58	4-10	23:21
Kansas	34	14	14	6	0	12	12	3	27	44	262	2	21-29	277	2	73	539	1-37	2-1	4-34	9-13	36:39
Kansas	31	7	3	14	7	8	14	2	24	40	143	4	21-27-0	298	0	67	441	3-119	2-1	7-53	7-11	31:51
Nevada	24	0	10	7	7	7	4	3	14	37	150	3	15-22-0	113	0	59	263	5-233	5-0	3-30	7-15	28:09
BYU	27	7	10	3	7	1	19	3	23	22	9	1	30-51-2	357	2	73	366	1-35	2-1	3-30	6-14	30:05
Kansas	38	14	0	14	10	14	8	1	23	37	221	0	14-19-0	130	2	56	351	2-84	0-0	7-70	4-8	29:55
Kansas	14	10	3	13	14	4	6	1	11	25	124	1	9-21-0	136	1	46	260	6-272	3-1	3-20	0-8	18:27
Texas	40	10	3	13	14	14	19	0	33	51	336	4	25-35-1	325	1	86	661	0-0	0-0	4-34	9-15	39:41
UCF	22	0	0	8	14	13	8	0	21	38	202	1	15-23-0	169	2	61	371	4-148	1-1	5-40	7-12	25:35
Kansas	51	3	21	13	14	17	7	1	25	51	399	5	8-12-0	91	1	63	490	1-39	0-0	2-20	6-9	34:25
Kansas	32	7	18	7	0	4	15	0	19	29	90	0	23-34-2	410	5	63	500	3-122	2-0	3-22	7-13	28:29
Oklahoma St.	39	17	7	3	12	11	16	0	27	38	218	2	28-41-0	336	2	79	554	4-148	1-0	3-12	6-15	31:31
Oklahoma	33	0	21	6	6	10	7	2	19	55	269	5	14-19-1	171	0	74	440	4-152	2-2	11-101	2-10	28:50
Kansas	38	7	10	9	12	10	11	4	25	41	225	4	15-32-2	218	0	73	443	2-86	1-1	5-55	4-14	31:10

GAME-BY-GAME OFFENSIVE STARTERS

	WR/TE	LT	LG	C	RG	RT	TE	TE/WR/RB	WR	QB	RB
Missouri St.	Grimm	Puni	Ford	Novitsky	Baynes	Cabeldue	Fairchild	Casey	Arnold	Bean	Neal
Illinois	Skinner	Puni	Adams-Reed	Novitsky	Ford	Cabeldue	Fairchild	Wilson	Arnold	Daniels	Bean
Nevada	Kardell	Puni	Adams-Reed	Novitsky	Ford	Cabeldue	Fairchild	Casey	Arnold	Daniels	Neal
BYU	Skinner	Puni	Adams-Reed	Novitsky	Ford	Cabeldue	Fairchild	Grimm	Arnold	Daniels	Neal
Texas	Skinner	Puni	Adams-Reed	Novitsky	Baynes	Cabeldue	Casey	Hishaw	Arnold	Bean	Neal
UCF	Grimm	Puni	Adams-Reed	Novitsky	Ford	Cabeldue	Casey	Hishaw	Arnold	Bean	Neal
Oklahoma St.	Grimm	Puni	Adams-Reed	Novitsky	Ford	Cabeldue	Fairchild	Casey	Arnold	Bean	Neal
Oklahoma	Scott	Puni	Adams-Reed	Novitsky	Ford	Cabeldue	Fairchild	Hishaw	Arnold	Bean	Neal

GAME-BY-GAME DEFENSIVE STARTERS

	DE	DT	DT	DE	LB	LB	LB	CB	S	S	CB
Missouri St.	Hatcher	Phillips	Withers	Robinson	Berryhill	Miller	Young	Bryant	Logan Jr.	Grant	Dotson
Illinois	Hatcher	Phillips	Dunn Jr.	Robinson	Brown	Miller	Young	Bryant	Logan Jr.	Grant	Dotson
Nevada	Joyner Jr.	Phillips	Withers	Robinson	Brown	Miller	Young	Lassiter	Logan Jr.	Grant	Dotson
BYU	Hatcher	Phillips	Withers	Robinson	Brown	Miller	Young	Bryant	Logan Jr.	Grant	Dotson
Texas	Hatcher	Phillips	Withers	Robinson	Brown	Miller	Young	Bryant	Logan Jr.	Grant	Dotson
UCF	Hatcher	Phillips	Withers	Robinson	Brown	Miller	Young	Bryant	Logan Jr.	Grant	Dotson
Oklahoma St.	Joyner Jr.	Phillips	Withers	Robinson	Brown	Miller	Young	Bryant	Logan Jr.	Grant	Dotson
Oklahoma	Booker	Phillips	Withers	Robinson	Brown	Miller	Young	Bryant	Logan Jr.	Grant	Dotson

GAME-BY-GAME LEADERS

	PASSING	RUSHING	RECEIVING	TACKLES	SACKS
Missouri St.	Jason Bean (22-28, 276 yds, 2 TD)	Devin Neal (13 att, 94 yds, TD)	Lawrence Arnold (4 rec, 77 yds)	Miller (6-1-7)/Hatcher (2-5-7)	Jereme Robinson (1.0-5)
Illinois	Jalon Daniels (21-29, 277 yds, 2 TD)	Devin Neal (10 att, 120 yds, TD)	Lawrence Arnold (5 rec, 89 yds)	Kenny Logan Jr. (3-5-8)	Booker (2.0-13)/Robinson(2.0-8)
Nevada	Jalon Daniels (21-27, 298 yds, OTD)	Devin Neal (17 att, 89 yds, 3 TD)	Mason Fairchild (5 rec, 74 yds)	Kenny Logan Jr. (6-3-9)	Dunn Jr. (1.0-7)/Young (1.0-1)
BYU	Jalon Daniels (14-19, 130 yds, 3TD)	Devin Neal (17 att, 91 yds)	Lawrence Arnold (4 rec, 34 yds)	Austin Booker (6-1-7)	Austin Booker (1.5-15)
Texas	Jason Bean (9-21, 136 yds, 1 TD)	Devin Neal (8 att, 45 yds)	Mason Fairchild (3 rec, 30 yds)	OJ Burroughs (9-4-13)	Jereme Robinson (1.0-2)
UCF	Jason Bean (8-12, 91 yds, 1 TD)	Devin Neal (12 att, 154 yds, 1 TD)	Mason Fairchild (3 rec, 19 yds)	Taiwan Berryhill (7-1-8)	Berryhill/Booker/Gilliom/Joyner
Oklahoma St.	Jason Bean (23-34, 410 yds, 5 TD)	Devin Neal (13 att, 66 yds)	Mason Fairchild (5 rec, 95 yds, 2 TD)	Brown (7-2-9)/Booker (5-4--9)	Cornell Wheeler (1.0-2)
Oklahoma	Jason Bean (13-32, 218 yds)	Devin Neal (25 att, 112 yds, 1 TD)	Lawrence Arnold (3 red, 79 yds)	Kenny Logan Jr. (6-4-10)	Austin Booker (1.0-1)

GAME-BY-GAME PASSING

#6 JALON DANIELS	COMP	ATT	INT	PCT	YARDS	TD	LONG	SACK	YDS	EFFIC.
Illinois	21	29	1	72.4	277	2	48	2	15	168.5
Nevada	21	27	0	77.8	298	0	59	2	14	170.49
BYU	14	19	0	73.7	130	3	24	1	12	183.3
TOTALS	56	75	1	74.7	705	5	59	5	41	173.0

#9 JASON BEAN	COMP	ATT	INT	PCT	YARDS	TD	LONG	SACK	YDS	EFFIC.
Missouri State	22	28	0	78.6	276	2	52	0	0	184.9
Texas	9	21	0	42.9	136	1	58	0	0	112.97
UCF	8	12	0	66.7	91	1	22	1	12	157.87
Oklahoma St.	23	34	2	67.6	410	5	49	4	27	205.7
Oklahoma	15	32	2	46.9	218	0	39	0	0	91.6
TOTALS	77	127	4	60.6	1131	9	58	5	39	152.5

GAME-BY-GAME RUSHING

	NO/YDS/TD	MSU	ILL	NEV	BYU	UT	UCF	OSU	OU	ISU	TTU	KSU	CIN
Devin Neal	115-771/7	13-94/1	10-120/1	17-89/3	17-91/0	8-45/0	12-154/1	13-66/0	25-112/1				
Daniel Hishaw	80-488/8	4-29/1	12-98/1	9-48/1	8-60/0	8-44/1	19-134/2	8-24/0	12-51/2				
Dylan McDuffie	33-180/3	6-40/1	7-19/0	5-13/0	2-17/0	-	13-91/2	-	-				
Jason Bean	31-153/1	5-41/0	-	1-(2)/0	-	7-48/0	6-10/0	8-0/0	4-62/1				
Jalon Daniels	27-74/0	DNP	11-24/0	7-(4)/0	9-54/0	DNP	DNP	DNP	DNP				
Sevion Morrison	8-41/1	8-41/1	DNP	DNP	DNP	DNP	DNP	DNP	DNP				
Lawrence Arnold	1-10/0	-	-	-	-	-	1-10/0	-	-				
Quentin Skinner	1-2/0	-	1-2/0	-	-	-	-	-	-				
Torry Locklin	1-1/0	-	1-1/0	-	-	-	-	-	-				
Luke Grimm	1-6/0	-	-	-	-	1-(6)/0	-	-	-				

GAME-BY-GAME RECEIVING

	NO/YDS/TD	MSU	ILL	NEV	BYU	UT	UCF	OSU	OU	ISU	TTU	KSU	CIN
Lawrence Arnold	28-403/1	4-77/0	5-89/0	5-46/0	4-34/0	1-5/0	1-5/1	5-68/0	3-79/0				
Mason Fairchild	21-317/2	2-21/0	1-16/0	5-74/0	-	2-30/0	3-19/0	5-95/2	3-62/0				
Luke Grimm	20-263/3	4-33/1	3-69/0	4-55/0	2-18/2	1-2/0	2-41/0	2-26/0	2-19/0				
Devin Neal	19-296/1	3-25/1	4-47/0	1-59/0	3-14/0	2-10/0	1-14/0	3-15/0	2-12/0				
Quentin Skinner	16-296/2	4-77/0	2-24/0	4-50/0	2-22/0	-	-	2-91/2	2-32/0				
Trevor Wilson	10-172/2	2-17/0	2-8/0	-	-	1-58/1	-	4-86/1	1-3/0				
Trevor Kardell	5-69/1	2-22/0	-	-	1-15/1	-	1-12/0	1-20/0	-				
Jared Casey	5-57/1	-	1-5/1	-	2-27/0	1-16/0	-	1-9/0	-				
Douglas Emilien	4-36/0	-	2-15/0	1-6/0	-	1-15/0	-	-	-				
Tanaka Scott	2-10/0	DNP	DNP	1-8/0	-	-	-	-	1-2/0				
Torry Locklin	2-8/1	1-4/0	1-4/1	-	-	-	-	-	-				
Daniel Hishaw	1-9/0	-	-	-	-	-	-	-	1-9/0				

GAME-BY-GAME TACKLES

	UA-A	TOT	MSU	ILL	NEV	BYU	UT	UCF	OSU	OU	ISU	TTU	KSU	CIN
Kenny Logan Jr.	34-21	45	1-1	3-5	6-3	3-1	6-2	6-1	3-4	6-4				
JB Brown	26-13	34	2-2	3-3	2-1	3-0	5-4	DNP	7-2	4-1				
O.J. Burroughs	32-6	31	-	4-0	1-0	5-1	9-4	2-0	5-0	6-1				
Austin Booker	27-10	31	-	2-1	1-0	6-1	5-2	4-0	5-4	4-2				
Rich Miller	24-11	32	6-1	2-0	4-2	1-3	3-0	3-2	3-2	2-1				
Marvin Grant	20-11	23	3-1	2-2	1-3	0-1	2-1	3-0	2-2	7-1				
Ra'Mello Dotson	24-5	28	2-0	2-1	5-1	1-0	6-0	3-0	5-2	0-1				
Craig Young	20-7	25	DNP	2-1	6-0	2-0	2-5	2-1	4-0	2-0				
Taiwan Berryhill	17-6	16	2-1	DNP	1-2	DNP	1-1	7-1	-	6-1				
Cornell Wheeler	16-6	17	DNP	-	2-1	3-0	1-4	2-0	4-0	4-1				
Cobee Bryant	20-1	21	2-0	2-1	-	3-0	5-0	7-0	1-0	-				
Jereme Robinson	15-2	14	1-0	2-0	2-0	1-2	3-0	2-0	1-0	3-0				
Hayden Hatcher	4-11	14	2-5	0-3	DNP	2-0	0-1	0-1	-	0-1				
Patrick Joyner Jr.	9-3	9	-	2-0	1-1	-	1-0	2-0	1-1	2-1				
Gage Keys	7-5	9	0-2	-	1-0	1-0	1-1	-	3-0	1-2				
Kwinton Lassiter	6-4	7	1-1	-	-	2-0	1-0	-	2-0	0-3				
Jayson Gilliom	6-4	9	1-0	1-0	0-1	2-0	0-1	2-0	0-1	0-1				
Devin Phillips	7-1	6	DNP	1-0	-	1-0	3-0	DNP	1-0	1-1				
Tommy Dunn Jr.	5-3	6	0-1	DNP	1-0	2-0	0-1	-	0-1	2-0				
Kalon Gervin	5-1	6	2-0	-	-	1-1	-	-	2-0	-				
Dylan Brooks	2-2	4	1-0	DNP	1-1	DNP	0-1	-	-	DNP				
Davion Westmoreland	2-2	4	1-0	DNP	0-1	1-0	0-1	-	-	DNP				
Dean Miller	3-0	3	1-0	-	1-0	-	-	-	1-0	-				
Torry Locklin	2-1	3	-	0-1	-	1-0	-	-	1-0	-				
DJ Withers	2-1	2	DNP	1-0	-	-	0-1	-	-	1-0				
Kenean Caldwell	2-1	3	1-0	-	1-1	-	-	-	-	-				
Caleb Taylor	1-1	2	-	-	-	-	-	-	1-1	-				
Donovan Gaines	0-2	2	0-1	0-1	-	-	-	-	-	-				
Quentin Skinner	1-0	1	-	-	-	-	-	-	1-0	-				
Tanaka Scott	1-0	1	DNP	DNP	-	-	-	-	1-0	-				
Dylan McDuffie	1-0	1	-	-	-	-	-	-	1-0	-				
Trevor Kardell	1-0	1	-	-	-	-	-	-	-	1-0				
Michael Ford Jr.	1-0	1	-	1-0	-	-	-	DNP	-	DNP				
Dominick Puni	1-0	1	-	-	-	-	-	-	-	1-0				
Mason Fairchild	1-0	1	-	-	-	-	-	-	1-0	-				
Cole Petrus	1-0	1	-	-	-	-	-	-	1-0	DNP				
Trevor Wilson	0-1	1	-	0-1	-	-	-	-	-	-				

GAME-BY-GAME TACKLES-FOR-LOSS

	UA-A	TOT	MSU	ILL	NEV	BYU	UT	UCF	OSU	OU	ISU	TTU	KSU	CIN
Austin Booker	8-2	9.0	-	2.0-13	-	2.5-18	1.5-4	2.0-14	-	1.0-1				
Jereme Robinson	5-2	6.0	1.0-5	2.0-8	-	1.0-2	1.0-2	-	-	1.0-1				
Kenny Logan Jr.	4-4	6.0	0.5-1	0.5-0	2.5-7	-	1.0-2	-	1.5-3	-				
JB Brown	5-0	5.0	1.0-4	2.0-7	1.0-11	1.0-10	-	DNP	-	-				
Cornell Wheeler	4-0	4.0	DNP	-	-	1.0-3	-	-	1.0-2	2.0-2				
Marvin Grant	3-0	3.0	2.0-2	-	1.0-1	-	-	-	-	-				
Hayden Hatcher	1-4	3.0	2.0-3	0.5-1	DNP	-	0.5-1	-	-	-				
Patrick Joyner Jr.	2-1	2.5	-	1.0-1	-	-	-	1.0-13	0.5-1	-				
Cobee Bryant	2-0	2.0	1.0-5	-	-	1.0-11	-	-	-	-				
Ra'Mello Dotson	2-0	2.0	-	-	1.0-2	-	1.0-4	-	-	-				
Taiwan Berryhill	1-2	2.0	0.5-0	DNP	-	DNP	-	1.5-9	-	-				
Rich Miller	1-2	2.0	-	-	1.5-5	-	-	0.5-0	-	-				
O.J. Burroughs	1-1	1.5	-	-	-	0.5-1	1.0-2	-	-	-				
Tommy Dunn Jr.	1-1	1.5	0.5-1	DNP	1.0-7	-	-	-	-	-				
Jayson Gilliom	1-0	1.0	-	-	-	-	-	1.0-6	-	-				
Dylan Brooks	1-0	1.0	-	DNP	1.0-4	DNP	-	-	-	DNP				
Craig Young	1-0	1.0	DNP	-	1.0-1	-	-	-	-	-				
DJ Withers	1-0	1.0	DNP	1.0-2	-	-	-	-	-	-				
Caleb Taylor	1-0	1.0	-	-	-	-	-	-	1.0-2	-				
Kwinton Lassiter	0-1	0.5	0.5-2	-	-	-	-	-	-	-				

GAME-BY-GAME SACKS

	UA-A	TOT	MSU	ILL	NEV	BYU	UT	UCF	OSU	OU	ISU	TTU	KSU	CIN
Austin Booker	5-2	6.0	-	2-13	-	1.5-15	0.5-2	1-12	-	1-1				
Jereme Robinson	4-1	4.5	1-5	2-8	-	0.5-1	1-2	-	-	-				
JB Brown	2-0	2	-	1-6	-	1-10	-	DNP	-	-				
Patrick Joyner Jr.	2-0	1	-	1-1	-	-	-	1-13	-	-				
Taiwan Berryhill	1-0	1	-	DNP	-	DNP	-	1-8	-	-				
Jayson Gilliom	1-0	1	-	-	-	-	-	1-6	-	-				
Craig Young	1-0	1	DNP	-	1-1	-	-	-	-	-				
Cornell Wheeler	1-0	1	DNP	-	-	-	-	-	1-2	-				
Hayden Hatcher	0-1	0.5	-	-	DNP	-	0.5-1	-	-	-				

DRIVE SUPERLATIVES

	KANSAS	OPPONENT
Most Plays/Result	13, Illinois (TD)	17, vs. UCF (TD) / UCF (TD)
Most Yards/Result	95, Missouri State (TD)	88, Texas (TD)
Most Time/Result	7:03, UCF (FG)	7:23, Nevada (TD)

SCORING DRIVE ANALYSIS

	KANSAS		OPPONENTS	
YARDAGE	TD	FG	TD	FG
No Drive	3	--	--	--
Negative Yds.	--	--	--	--
0-9	--	--	--	1
10-19	--	--	2	--
20-29	2	--	--	1
30-39	2	1	1	--
40-49	--	3	1	--
50-59	1	1	1	3
60-69	4	1	2	4
70-79	19	2	17	2
80-89	5	1	3	--
90-99	1	--	--	--

DRIVE CHART

DRIVE START	1-9	10-19	20-29	30-39	40-49	50+
RESULT	NO/TD/FG	NO/TD/FG	NO/TD/FG	NO/TD/FG	NO/TD/FG	NO/TD/FG
Missouri State	0/0/0	1/0/1	3/2/1	6/2/0	0/0/0	2/2/0
Illinois	0/0/0	4/2/0	3/2/0	2/0/1	1/0/0	1/0/1
Nevada	0/0/0	1/1/0	8/3/1	1/0/0	0/0/0	1/0/0
BYU	0/0/0	1/1/0	5/1/1	1/1/0	1/0/0	1/0/0
Texas	0/0/0	1/0/0	9/2/0	1/0/0	0/0/0	0/0/0
UCF	0/0/0	1/0/1	3/3/0	1/1/0	1/1/0	3/1/0
Oklahoma St.	0/0/0	3/0/0	10/5/0	1/0/0/	0/0/0	0/0/0
Oklahoma	0/0/0	3/0/1	4/2/0	2/1/0	1/0/1	2/1/0

KANSAS SCORING DRIVES

OPPONENT	PLAYS	YDS.	TIME	DRIVE	SCORING PLAY
Missouri St.	4	70	1:49	TD	Neal 48-yd run
Missouri St.	3	75	1:11	TD	Grimm 14-yd pass
Missouri St.	10	75	5:02	FG	Keller 28-yd FG
Missouri St.	9	69	4:22	TD	McDuffie 17-yd run
Missouri St.	10	55	5:07	FG	Keller 35-yd FG
Missouri St.	8	75	4:39	TD	Hishaw 24-yd run
Missouri St.	5	28	2:21	TD	Neal 6-yd run
Missouri St.	4	23	2:14	TD	Morrison 5-yd run
Illinois	10	82	4:21	TD	Locklin 4-yd pass
Illinois	13	85	6:35	TD	Casey 5-yd pass
Illinois	11	94	7:05	TD	Neal 4-yd run
Illinois	4	75	0:36	TD	Hishaw 1-yd run
Illinois	5	45	1:37	FG	Keller 41-yd FG
Illinois	7	37	3:14	FG	Keller 30-yd FG
Nevada	9	75	5:14	TD	Neal 3-yd run
Nevada	13	47	5:54	FG	Keller 44-yd FG
Nevada	11	84	4:41	TD	Hishaw 1-yd run
Nevada	2	75	00:33	TD	Neal 1-yd run
Nevada	9	75	4:17	TD	Neal 3-yd run
BYU	-	-	-	TD	Bryant 22-yd fumble return
BYU	8	86	4:10	TD	Kardell 15-yd pass
BYU	-	-	-	TD	Logan 30-yd INT return
BYU	10	75	6:05	TD	Grimm 5-yd pass
BYU	7	64	3:38	TD	Grimm 13-yd pass
BYU	12	69	6:29	FG	Keller 23-yd FG
Texas	5	75	2:47	TD	Hishaw 18-yd run
Texas	4	75	1:52	TD	Wilson 58-yd pass
UCF	13	82	7:03	FG	Keller 25-yd FG
UCF	9	69	4:22	TD	Arnold 5-yd catch
UCF	12	72	6:13	TD	Hishaw 3-yd run
UCF	1	75	0:12	TD	Neal 75-yd run
UCF	10	75	5:59	TD	McDuffie 1-yd run
UCF	4	54	2:02	TD	Hishaw 7-yd run
UCF	7	35	3:20	TD	McDuffie 1-yd run
Oklahoma St.	5	75	2:11	TD	Wilson 47-yd pass
Oklahoma St.	9	75	4:28	TD	Fairchild 30-yd pass
Oklahoma St.	2	72	0:44	TD	Fairchild 44-yd pass
Oklahoma St.	5	75	1:46	TD	Skinner 49-yd pass
Oklahoma St.	8	75	3:47	TD	Skinner 42-yd pass
Oklahoma	-	-	-	TD	Dotson 37-yd INT return
Oklahoma	10	79	5:20	TD	Hishaw 9-yd run
Oklahoma	12	79	3:26	FG	Keller 24-yd FG
Oklahoma	5	45	2:45	FG	Keller 29-yd FG
Oklahoma	1	38	0:08	TD	Bean 38-yd run
Oklahoma	7	65	3:03	TD	Hishaw 1-yd run
Oklahoma	7	80	1:10	TD	Neal 9-yd run

GAME OPENING DRIVES

	KANSAS			OPPONENTS		
OPPONENTS	PTS.	1STD	YDS.	PTS.	1STD	YDS.
Missouri St.	7	2	70	0	0	-6
Illinois	7	5	82	0	0	5
Nevada	7	4	75	0	1	13
BYU	0	2	45	0	0	-11
Texas	0	1	29	7	4	88
UCF	3	4	82	0	3	39
Oklahoma St.	0	1	18	7	3	77
Oklahoma	0	3	40	0	0	8

SECOND HALF OPENING DRIVES

	KANSAS			OPPONENTS		
OPPONENTS	PTS.	1STD	YDS.	PTS.	1STD	YDS.
Missouri St.	7	5	69	0	0	9
Illinois	3	1	45	0	1	34
Nevada	0	1	31	0	0	4
BYU	7	4	75	0	0	0
Texas	7	2	75	7	2	71
UCF	7	0	75	6	2	75
Oklahoma St.	7	3	75	3	4	66
Oklahoma	0	1	17	0	1	22

THREE-AND-OUTS

	KANSAS	OPPONENT
	THREE-AND-OUT/DRIVES	THREE-AND-OUT/DRIVES
Missouri State	0/12	5/11
Illinois	1/11	2/11
BYU	1/9	1/10
Texas	5/11	0/11
UCF	0/9	4/11
Oklahoma State	2/14	2/13
Oklahoma	2/12	4/14

OPPONENT SCORING DRIVES

OPPONENT	PLAYS	YDS.	TIME	DRIVE	SCORING PLAY
Missouri St.	10	46	5:37	TD	Robinson 2-yd pass
Missouri St.	7	53	3:10	FG	Rozanc 37-yd FG
Missouri St.	6	75	3:21	TD	Robinson 5-yd rush
Illinois	7	75	2:31	TD	Reiman 4-yd pass
Illinois	5	75	2:11	TD	Altmyer 72-yd run
Illinois	11	80	4:47	TD	Altmyer 6-yd run
Nevada	8	24	4:00	FG	Talton 42-yd FG
Nevada	10	78	4:55	TD	Dollars 3-yd run
Nevada	4	65	1:34	TD	Lewis 6-yd run
Nevada	13	75	7:23	TD	Lewis 2-yd run
BYU	10	75	4:50	TD	Lassiter 7-yd pass
BYU	13	75	5:25	TD	Martin 10-yd pass
BYU	12	68	4:07	FG	Ferrin 33-yd FG
BYU	8	58	3:46	FG	Ferrin 34-yd FG
BYU	12	75	5:34	TD	Marion 6-yd rush
Texas	7	88	2:45	TD	Ewers 30-yd run
Texas	14	76	6:26	FG	Auburn 26-yd FG
Texas	5	63	2:50	FG	Auburn 30-yd FG
Texas	5	71	1:31	TD	Brooks 54-yd run
Texas	5	32	1:52	TD	Brooks 1-yd run
Texas	8	72	3:25	TD	Mitchell 9-yd pass
Texas	12	75	5:51	TD	Ewers 1-yd run
UCF	4	75	1:47	TD	Holler 13-yd catch
UCF	17	75	8:07	TD	Harvey 4-yd run
UCF	5	75	1:39	TD	Pittman 23-yd catch
Oklahoma St.	5	77	1:45	TD	Gordon 17-yd pass
Oklahoma St.	9	83	3:00	TD	Presley 20-yd pass
Oklahoma St.	8	64	3:04	FG	Hale 28-yd FG
Oklahoma St.	2	53	0:48	TD	Gordon 42-yd run
Oklahoma St.	13	66	5:45	FG	Hale 26-yd FG
Oklahoma St.	10	74	4:52	FG	Hale 21-yd FG
Oklahoma St.	9	50	3:50	TD	Presley 6-yd run
Oklahoma St.	4	9	1:42	FG	Hale 42-yd FG
Oklahoma	10	75	3:54	TD	Gabriel 7-yd run
Oklahoma	9	66	3:11	TD	Walker 2-yd run
Oklahoma	4	17	1:38	TD	Gabriel 9-yd run
Oklahoma	7	75	2:28	TD	Sawchuk 3-yd run
Oklahoma	4	14	1:23	TD	Gabriel 1-yd run

KANSAS IN THE RED ZONE

DATE	OPPONENT	SCORE	TIMES IN RZ	TIMES SCORED	TOTAL PTS	TDS	RUSH TDS	PASS TDS	FGS MADE	FGA	DOWN	INT	Failed to Score Inside Red Zone		
													FUMB	HALF	GAME
Sept. 1	Missouri St.	W, 48-17	6	6	34	4	2	2	2	2	0	0	0	0	0
Sept. 8	Illinois	W, 34-23	5	5	31	4	2	2	1	1	0	0	0	0	0
Sept. 16	at Nevada	W, 31-24	5	4	28	4	4	0	0	0	0	0	0	0	1
Sept. 23	BYU	W, 38-27	4	4	24	3	0	3	1	1	0	0	0	0	0
Sept. 30	at Texas	L, 14-40	0	0	0	0	0	0	0	0	0	0	0	0	0
Oct. 7	UCF	W, 51-22	7	6	37	5	4	1	1	2	0	0	0	0	0
Oct. 14	at Oklahoma St.	L, 32-39	1	0	0	0	0	0	0	0	0	1	0	0	0
Oct. 28	Oklahoma	W, 38-33	6	5	25	3	3	0	2	3	0	0	0	0	0
Totals			34	30	179	23	15	8	7	9	0	1	0	0	1

30 of 34 (88.2%)

OPPONENTS IN THE RED ZONE

DATE	OPPONENT	SCORE	TIMES IN RZ	TIMES SCORED	TOTAL PTS	TDS	RUSH TDS	PASS TDS	FGS MADE	FGA	DOWN	INT	Failed to Score Inside Red Zone		
													FUMB	HALF	GAME
Sept. 1	Missouri St.	W, 48-17	3	3	17	2	1	1	1	1	0	0	0	0	0
Sept. 8	Illinois	W, 34-23	2	2	15	2	1	1	0	0	0	0	0	0	0
Sept. 16	at Nevada	W, 31-24	4	4	24	3	3	0	1	1	0	0	0	0	0
Sept. 23	BYU	W, 38-27	5	5	27	3	1	2	2	2	0	0	0	0	0
Sept. 30	Texas	L, 14-40	5	5	26	3	2	1	2	2	0	0	0	0	0
Oct. 7	UCF	W, 51-22	2	2	13	2	1	1	0	0	0	0	0	0	0
Oct. 14	at Oklahoma St.	L, 32-39	6	6	29	3	1	2	3	3	0	0	0	0	0
Oct. 28	Oklahoma	W, 38-33	6	5	33	5	5	0	0	0	1	0	0	0	0
Totals			27	27	151	18	10	8	9	9	0	0	0	0	0

32 of 33 (97.0%)

KANSAS THIRD DOWN CONVERSIONS

DATE	OPPONENT	SCORE	OVERALL	PCT.	1ST QTR	PCT.	2ND QTR	PCT.	3RD QTR	PCT.	4TH QTR	PCT.	OT	PCT.
Sept. 1	Missouri St.	W, 48-17	6-11	54.5	0-2	0.0	1-2	50.0	3-4	75.0	2-3	66.7	0-0	0.0
Sept. 8	Illinois	W, 34-23	9-13	69.2	5-5	100.0	2-3	66.7	0-2	0.0	2-3	66.7	0-0	0.0
Sept. 16	at Nevada	W, 31-24	7-11	63.6	1-2	50.0	3-5	60.0	1-1	100.0	2-3	66.7	0-0	0.0
Sept. 23	BYU	W, 38-27	4-8	50.0	0-1	0.0	0-2	0.0	2-2	100.0	2-3	66.7	0-0	0.0
Sept. 30	at Texas	L, 14-40	0-8	0.0	0-2	0.0	0-2	0.0	0-2	0.0	0-2	0.0	0-0	0.0
Oct. 7	UCF	W, 51-22	6-9	66.7	2-3	66.7	2-3	66.7	1-1	100.0	0-3	0.0	0-0	0.0
Oct. 14	at Oklahoma St.	L, 32-39	7-13	53.8	2-3	66.7	2-4	50.0	3-3	100.0	0-3	0.0	0-0	0.0
Oct. 28	Oklahoma	W, 38-33	4-14	28.6	3-4	75.0	1-3	33.3	0-2	0.0	0-5	0.0	0-0	0.0
Kansas			53-87	60.9	13-22	59.1	11-24	45.8	10-17	58.8	9-24	37.5	0-0	0.0
Opponents			42-100	42.0	8-21	38.1	8-28	28.6	11-23	47.8	15-28	53.6	0-0	0.0

KANSAS FOURTH DOWN CONVERSIONS

DATE	OPPONENT	SCORE	OVERALL	PCT.	1ST QTR	PCT.	2ND QTR	PCT.	3RD QTR	PCT.	4TH QTR	PCT.	OT	PCT.
Sept. 1	Missouri St.	W, 48-17	1-2	50.0	0-1	0.0	0-0	0.0	0-0	0.0	1-1	100.0	0-0	0.0
Sept. 8	Illinois	W, 34-23	0-1	0.0	0-0	0.0	0-0	0.0	0-0	0.0	0-1	0.0	0-0	0.0
Sept. 16	at Nevada	W, 31-24	0-0	0.0	0-0	0.0	0-0	0.0	0-0	0.0	0-0	0.0	0-0	0.0
Sept. 23	BYU	W, 38-27	0-1	0.0	0-1	0.0	0-0	0.0	0-0	0.0	0-0	0.0	0-0	0.0
Sept. 30	at Texas	L, 14-40	0-2	0.0	0-0	0.0	0-0	0.0	0-1	0.0	0-1	0.0	0-0	0.0
Oct. 7	UCF	W, 51-22	0-0	0.0	0-0	0.0	0-0	0.0	0-0	0.0	0-0	0.0	0-0	0.0
Oct. 14	at Oklahoma St.	L, 32-39	0-2	0.0	0-0	0.0	0-0	0.0	0-0	0.0	0-2	0.0	0-0	0.0
Oct. 28	Oklahoma	W, 38-33	2-3	66.7	0-1	0.0	0-0	0.0	0-0	0.0	2-2	100.0	0-0	0.0
Kansas			3-11	27.3	0-3	0.0	0-0	0.0	0-1	0.0	3-7	42.9	0-0	0.0
Opponents			7-13	53.8	2-3	66.7	3-3	100.0	0-2	0.0	2-5	40.0	0-0	0.0

KANSAS TIME OF POSSESSION

DATE	OPPONENT	SCORE	OVERALL	1ST QTR	2ND QTR	3RD QTR	4TH QTR	OT
Sept. 1	Missouri St.	W, 48-17	33:47	05:13	06:22	09:38	12:34	00:00
Sept. 8	Illinois	W, 34-23	36:39	10:56	08:23	07:13	10:07	00:00
Sept. 16	at Nevada	W, 31-24	31:51	07:56	07:51	07:44	08:20	00:00
Sept. 23	BYU	W, 38-27	29:55	08:24	04:42	06:02	10:47	00:00
Sept. 30	at Texas	L, 14-40	18:27	03:57	04:49	05:00	04:41	00:00
Oct. 7	UCF	W, 51-22	34:25	07:03	11:39	06:11	09:32	00:00
Oct. 14	at Oklahoma St.	L, 32-39	28:29	04:57	10:45	07:51	04:56	00:00
Oct. 28	Oklahoma	W, 38-33	31:10	05:07	09:56	05:53	10:14	00:00
Kansas			244:41	53:31	64:27	55:32	71:11	00:00
Avg.			30:35	06:41	08:03	06:56	08:54	00:00
Opponents			233:22	49:14	70:54	44:00	69:14	00:00
Avg.			29:10	06:09	08:52	05:30	08:39	00:00

SEASON GAME HIGHS

Kansas Individuals

Rushes	25	Devin Neal vs Oklahoma (10/28/23)
Yards Rushing	154	Devin Neal vs UCF (10/07/2023)
TD Rushes	3	Devin Neal at Nevada (09/16/2023)
Long Rush	75	Devin Neal vs UCF (10/07/2023)
Pass Attempts	34	Jason Bean at Oklahoma State (10/14/2023)
Pass Completions	23	Jason Bean at Oklahoma State (10/14/2023)
Yards Passing	410	Jason Bean at Oklahoma State (10/14/2023)
Touchdown Passes	5	Jason Bean at Oklahoma State (10/14/2023)
Long Pass	59	Jalon Daniels at Nevada (09/16/2023)
Receptions	5	Mason Fairchild at Oklahoma State (10/14/2023)
		Lawrence Arnold at Oklahoma State (10/14/2023)
		Lawrence Arnold at Nevada (09/16/2023)
		Mason Fairchild at Nevada (09/16/2023)
		Lawrence Arnold vs Illinois (09/08/2023)
Yards Receiving	95	Mason Fairchild at Oklahoma State (10/14/2023)
TD Receptions	2	Mason Fairchild at Oklahoma State (10/14/2023)
		Quentin Skinner at Oklahoma State (10/14/2023)
		Luke Grimm vs BYU (09/23/2023)
Long Reception	59	Devin Neal at Nevada (09/16/2023)
Punts	6	Damon Greaves at Texas (09/30/23)
Punting Average	45.3	Damon Greaves at Texas (09/30/23)
Long Punt	53	Damon Greaves at Texas (09/30/23)
Punts Inside 20	3	Damon Greaves at Texas (09/30/23)
Long Punt Return	82	Trevor Wilson vs UCF (10/07/2023)
Long Kickoff Return	43	Kenny Logan Jr. vs UCF (10/07/2023)
Tackles	13	OJ Burroughs at Texas (09/30/23)
Sacks	2	Jereme Robinson vs Illinois (09/08/2023)
	2	Austin Booker vs Illinois (09/08/2023)
Tackles for Loss	2.5	Austin Booker vs BYU (09/23/2023)
	2.5	Kenny Logan Jr. at Nevada (09/16/2023)

Kansas Team

Rushes	51	UCF (10/07/2023)
Yards Rushing	399	UCF (10/07/2023)
Yards per Rush	7.8	UCF (10/07/2023)
TD Rushes	5	UCF (10/07/2023)
Pass Attempts	34	at Oklahoma State (10/14/2023)
Pass Completions	23	at Oklahoma State (10/14/2023)
Yards Passing	410	at Oklahoma State (10/14/2023)
Yards Per Pass	14.5	at Oklahoma State (10/14/2023)
TD Passes	5	at Oklahoma State (10/14/2023)
Total Plays	73	vs Oklahoma (10/28/23)
		Illinois (09/08/2023)
Total Offense	539	Illinois (09/08/2023)
Yards Per Play	7.9	at Oklahoma State (10/14/2023)
		Missouri St. (09/01/2023)
Points	51	UCF (10/07/2023)
Sacks By	4	UCF (10/07/2023)
		Illinois (09/08/2023)
First Downs	27	Illinois (09/08/2023)
	27	Missouri St. (09/01/2023)
Penalties	7	BYU (9/23/2023)
	7	at Nevada (09/16/2023)
Penalty Yards	70	BYU (09/23/2023)
Turnovers	2	vs Oklahoma (10/28/23)
		at Oklahoma State (10/14/2023)
		Illinois (09/08/2023)
Punts	6	at Texas (09/30/23)
Punting Avg.	45.3	at Texas (09/30/23)
Long Punt	53	at Texas (09/30/23)
Punts Inside 20	3	at Texas (09/30/23)
Long Punt Return	82	UCF (10/07/2023)

Opponent Individuals

Rushes	29	Ollie Gordon at Oklahoma State (10/14/2023)
Yards Rushing	217	Jonathan Brooks at Texas (09/30/23)
TD Rushes	3	Dillon Gabriel vs Oklahoma (10/28/23)
Long Rush	72	Luke Altmeyer vs Illinois (09/08/2023)
Pass Attempts	51	Kedon Slovis vs BYU (09/23/2023)
Pass Completions	30	Kedon Slovis vs BYU (09/23/2023)
Yards Passing	357	Kedon Slovis vs BYU (09/23/2023)
TD Passes	2	Alan Bowman at Oklahoma State (10/14/2023)
		Timmy McClain vs UCF (10/07/2023)
		Kedon Slovis vs BYU (09/23/2023)
Long Pass	53	Brendon Lewis at Nevada (09/16/2023)
Receptions	10	Adonai Mitchell at Texas (09/30/23)
Yards Receiving	141	Adonai Mitchell at Texas (09/30/23)
TD Receptions	1	Brennan Presley at Oklahoma State (10/14/2023)
		Ollie Gordon at Oklahoma State (10/14/2023)
		Alec Holler vs UCF (10/07/2023)
		Randy Pittman Jr. vs UCF (10/07/2023)
		Adonai Mitchell at Texas (09/30/23)
		Darius Lassiter vs BYU (09/23/2023)
		LJ Martin vs BYU (09/23/2023)
		Tip Reiman vs Illinois (09/08/2023)
		Jmariyae Robinson vs Missouri St. (09/01/2023)
Long Reception	53	Dalevon Campbell at Nevada (09/16/2023)
Field Goals	4	Alex Hale at Oklahoma State (10/14/2023)
Long Field Goals	42	Alex Hale at Oklahoma State (10/14/2023)
		Brandon Talton at Nevada (09/16/2023)
Punts	6	Grant Burkett vs Missouri St. (09/01/2023)
Punting Avg.	46.6	Matt Freem at Nevada (09/16/2023)
Long Punt	62	Matt Freem at Nevada (09/16/2023)
Punts Inside 20	4	Hugh Robertson vs Illinois (09/08/2023)
Long Punt Return	none	
Long Kickoff Return	30	Aidan Laughery vs Illinois (09/08/2023)
Tackles	12	Todric McGee vs Missouri St. (09/01/2023)
Sacks	2.5	Collin Oliver at Oklahoma State (10/14/2023)
Tackles for Loss	2	Key Lawrence vs Oklahoma (10/28/23)
		Josh Celiscar vs UCF (10/07/2023)
		Malachi Lawrence vs UCF (10/07/2023)
		Jer'Zhan Newton vs Illinois (09/08/2023)
Interceptions	1	Billy Bowman vs Oklahoma (10/28/23)
		Ethan Downs vs Oklahoma (10/28/23)
		Kendal Daniels at Oklahoma State (10/14/2023)
		Dylan Smith at Oklahoma State (10/14/2023)
		Xavier Scott vs Illinois (09/08/2023)

Opponent Team

Rushes	55	vs Oklahoma (10/28/23)
Yards Rushing	336	at Texas (09/30/23)
Yards per Rush	6.6	at Texas (09/30/23)
TD Rushes	5	vs Oklahoma (10/28/23)
Pass Attempts	51	BYU (09/23/2023)
Pass Completions	30	BYU (09/23/2023)
Yards Passing	357	BYU (09/23/2023)
Yards per Pass	9.3	at Texas (09/30/23)
TD Passes	2	at Oklahoma State (10/14/2023)
		UCF (10/07/2023)
		BYU (09/23/2023)
Total Plays	86	at Texas (09/30/23)
Total Offense	661	at Texas (09/30/23)
Yards per Play	7.7	at Texas (09/30/23)
Points	40	at Texas (09/30/23)
Sacks By	4	at Oklahoma State (10/14/2023)
First Downs	33	at Texas (09/30/23)
Penalties	11	vs Oklahoma (10/28/23)
Penalty Yards	101	vs Oklahoma (10/28/23)
Turnovers	3	BYU (09/23/2023)
Punts	6	Missouri St. (09/01/2023)
Punting Avg.	46.6	at Nevada (09/16/2023)
Long Punt	62	at Nevada (09/16/2023)
Punts Inside 20	4	Illinois (09/08/2023)
Long Punt Return	0	4x, last BYU (09/23/2023)

THE LAST TIME KANSAS ...

TEAM	
Scored 80+ points	86 vs. South Dakota State, 1947
Scored 70-79 points	76, Nebraska, 2007
Scored 60-69 points	62, Southeastern Louisiana, 2007
Scored 50-59 points	51 UCF, 2023
Scored 40-49 points	48 vs. Missouri State, 2023
Scored 40+ points in back-to-back games	55 at West Virginia, 2022, 45 at Houston, 2022
Rushed for 500+ yards	556, Missouri, 1975
Rushed for 400-499 yards	405 vs. Rutgers, 2018
Rushed for 300-399 yards	399 vs. UCF, 2023
Rushed for 200-299 yards	225 vs. Oklahoma, 2023
Passed for 500+ yards	544 vs. Arkansas, 2022
Passed for 400-499 yards	410 at Oklahoma State, 2023
Passed for 300-399 yards	351 vs. TCU, 2022
Rushed/Passed for 200+ yards	225 rush, 218 pass vs. Oklahoma, 2023
Had 600+ yards of total offense	603 vs. Arkansas, 2022
Had 500-599 yards of total offense	500 at Oklahoma State, 2023
Scored on first offensive play	vs. Central Michigan, 2014 (Pierson 74 yd run)
Won on final offensive play	at Texas, 2021 (Casey 2 pt. conversion)
Won on final defensive play	at West Virginia, 2022 (Bryant interception in OT)
Lost on final defensive play	at TCU, 2021 (Kell 25 yd FG)
Won in overtime	at West Virginia, 2022
Lost in overtime	vs. Arkansas (55-53), 2022
Recorded a safety	vs. Nicholls, 2018
Recorded two safeties	vs. Southeastern Louisiana, 2007
Recorded two defensive touchdowns	vs. BYU, 2023
Recorded 6+ sacks	6.0, vs. Illinois, 2023
Executed a two-point conversion	vs. Arkansas, 2022
Recorded a 90+ yard scoring drive	97 at Houston, 2022
Zero punts in a game	vs. Missouri State, 2023
Zero sacks allowed in a game	vs. Oklahoma, 2023
Recorded a shutout	vs. Louisiana Tech, 2008
Held opponent to 0 yards rushing	(-31) vs. Southeastern Louisiana, 2007
Blocked multiple kicks in a game	2, vs. South Dakota State, 2011 (2 Blocked Punts)
Blocked multiple punts in a game	2, vs. South Dakota State, 2011
Scored a special teams TD	Trevor Wilson vs. UCF, 2023
Scored a special teams & defensive TD	vs. FIU, 2007
Had both an Interception & Fumble return for TD	vs. BYU, 2023
10+ Pass Breakups in a game	10, at West Virginia, 2020
4+ Force Fumbles in a game	4, at Nevada, 2023
Had a weather delay	58 minutes, vs. Oklahoma, 2023

INDIVIDUAL OFFENSE

Rushed for 200+ yards	224, Devin Neal vs. Oklahoma State, 2022
Rushed for 150-199 yards	190, Devin Neal at Texas Tech, 2022
Two Players Rushed for 100+ yards	Devin Neal (154), Daniel Hishaw, (134) vs. UCF, 2023
Three Players Rushed for 100+ yards	Smith (253), Banks (120) and Wright (116), vs. Missouri, 1975
Had 40+ carries	40, June Henley vs. Iowa State, 1996
Had 30-39 carries	32, Devin Neal vs. Oklahoma State, 2022
Had 25-29 carries	25, Devin Neal, vs. Oklahoma, 2023
Rushed for 5 TDs	Never
Rushed for 4 TDs	James Sims vs. Colorado, 2010
Rushed for 3 TDs	Devin Neal at Nevada, 2023
Passed for 500+ yards	544, Jalon Daniels vs. Arkansas, 2022
Passed for 400-499 yards	410, Jason Bean at Oklahoma State, 2023
Passed for 300-399 yards	323, Jason Bean at Duke, 2021
Threw 5+ TDs	5, Jason Bean at Oklahoma State, 2023
Threw 4 TDs	4, Jason Bean at Oklahoma, 2022
Threw 3 TDs	3, Jalon Daniels vs. BYU, 2023
Rushed and Passed for 5+ Touchdowns	6, Jalon Daniels vs. Arkansas, 2022
Had 60+ pass attempts	62, Peyton Bender vs. Central Michigan, 2017
Had 50-59 pass attempts	55, Jalon Daniels, vs. Arkansas, 2022
Had 40-49 pass attempts	44, Carter Stanley at Iowa State, 2019
Had 30-39 pass attempts	32, Jason Bean vs. Oklahoma, 2023
Had 30+ pass completions	37, Jalon Daniels, vs. Arkansas, 2022
Had 25-29 pass completions	26, Carter Stanley vs. Texas Tech, 2019
QB Rush for 100+ yards	123, Jalon Daniels at Houston, 2022
QB Rush for 100+ yards, pass for 200+ yards	(121 / 217) Bill Whittemore vs. Colorado, 2002
Had 15+ catches	16, Kerry Meier vs. Iowa State, 2009

Had 10-14 catches	10, Luke Grimm vs. Arkansas, 2022
Had Two Players with 10+ catches	Dezmon Briscoe (14) and Kerry Meier (10) vs. Missouri, 2009
Had 250+ yards receiving	269, Dezmon Briscoe at Oklahoma, 2008
Had 200-249 yards receiving	233, Steven Sims Jr. vs. K-State, 2017
Had 150-199 yards receiving	167, Luke Grimm vs. Arkansas, 2022
Had Two Players 100+ yards receiving	Luke Grimm (167), Lawrence Arnold (119) vs. Arkansas, 2022
Had 100+ yards rushing and receiving	Devin Neal (224 rush, 110 receiving) vs. Oklahoma State, 2022
Had 200+ yards rushing and 100+ yards receiving	Devin Neal (224 rush, 110 receiving) vs. Oklahoma State, 2022
Had a touchdown rushing and receiving	Devin Neal vs. Missouri State, 2023
3 Players with 100+ yards receiving	Never
Had 4+ TD receptions	4, Quintin Smith vs. Louisville, 1989
Had 3 TD receptions	3, Dezmon Briscoe vs. Minnesota, 2008
Had 2 TD receptions	2, Mason Fairchild & Quentin Skinner at Oklahoma State, 2023

INDIVIDUAL DEFENSE

Intercepted 3 passes	3, Bill Crank vs. Tulane, 1958
Intercepted 2 passes	2, Hasan Defense at West Virginia, 2018
Returned multiple interceptions for TDs	2, Patrick Brown vs. UAB, 1997
Returned an interception for a TD	37, Ra'Mello Dotson vs. Oklahoma, 2023
Interception Return for 100+ yards	100, Aqib Talib vs. FIU, 2007
Recorded 15+ Tackles	15, Kenny Logan Jr. at TCU, 2021
Recorded 10-14 Tackles	10, Kenny Logan Jr. vs. Oklahoma, 2023
Two Players with 10+ Tackles	(11) Rich Miller, (10) Kenny Logan Jr. vs. Arkansas, 2022
Three players with 10+ Tackles	(12) Joe Dineen Jr., (10) Keith Loneker Jr., (10) Tyrone Miller Jr., at Texas, 2017
Recorded 5+ Sacks	5, Brandon Perkins vs. Louisiana Tech, 2005
Recorded 4 Sacks	5, Brandon Perkins vs. Louisiana Tech, 2005
Recorded 3 Sacks	3, Lonnie Phelps vs. Tennessee Tech, 2022
Had 5+ Pass Breakups	5, JaCorey Shepherd vs. Iowa State
Recorded 2+ Fumble Recoveries	2, Hayden Hatcher at Oklahoma, 2022
Returned a fumble for a TD	22, Cobee Bryant vs. BYU, 2023
Recorded fumble recovery and interception	Cobee Bryant vs. BYU, 2023

INDIVIDUAL SPECIAL TEAMS

Returned a Kickoff for a Touchdown	100, Kenny Logan Jr. vs. Iowa State, 2020
Punt Return for a Touchdown	82, Trevor Wilson vs. UCF, 2023
Blocked a Punt	Stephon Robinson Jr., vs. Nicholls, 2018
Blocked Punt Return for a TD	Dakota Lewis vs. FIU, 2007
Blocked a FG	Jereme Robinson vs. Tennessee Tech, 2022
Blocked FG Return for a TD	61, Cobee Bryant vs. Tennessee Tech, 2022
Blocked a PAT	Team, at Oklahoma, 2018
Returned a PAT for a Two-Point Conversion	Carl Nesmith vs. Texas, 2000
Executed a Fake Punt for a First Down	Ryan Schadler at West Virginia, 2018
Executed a Fake Field Goal	T.J. Millward and Trent Smiley vs. TCU, 2014
Executed an onside kick	Tabor Allen vs. Arkansas, 2022
Made 5+ Field Goals	5, Bruce Kallmeyer vs. Wichita State, 1983
Made 4 Field Goals	4, Scott Webb vs. Kansas State, 2006
Made a Field Goal of 50+ Yards	50, Jacob Borcila, at Duke, 2021
Recorded a 70+ yard Punt	76, Kyle Thompson at Texas, 2018
Recorded a 60-69 yard Punt	60, Reis Vernon at Oklahoma, 2022

THE LAST TIME A KANSAS OPPONENT ...

TEAM	
Scored 80+ points	Never
Scored 70-79 points	70 at Oklahoma State, 2011
Scored 60-69 points	62 at Oklahoma, 2020
Scored 50-59 points	55 vs. Arkansas, 2022
Scored 40-49 points	40 at Texas, 2023
Rushed for 500+ yards	510 at Oklahoma, 2014
Rushed for 400-499 yards	426 vs. West Virginia, 2015
Rushed for 300-399 yards	336 at Texas, 2023
Rushed for 200-299 yards	218 at Oklahoma State, 2023
Passed for 500+ yards	548, at Texas Tech, 2016
Passed for 400-499 yards	403, at Oklahoma, 2022
Passed for 300-399 yards	336 at Oklahoma State, 2023
Rushed/Passed for 200+ yards	336 pass, 218 rush, at Oklahoma State, 2023
Had 600+ yards of total offense	661 at Texas, 2023
Had 500-599 yards of total offense	554 at Oklahoma State, 2023
Scored on first offensive play	vs. Texas, 2017 (49-yard reception)
Won on final offensive play	at TCU, 2021 (Kell 25 yd FG)
Lost on final defensive play	at Texas, 2021 (Casey 2 pt. Conversion)
Won in overtime	55-53, vs. Arkansas, 2022
Lost in overtime	55-42 at West Virginia, 2022
Recorded a safety	at Baylor, 2020 (sack)
Recorded two safeties	at Texas, 2001
Recorded two defensive touchdowns	TCU, 2020 (fumble ret., INT ret.)
Recorded two special teams touchdowns	at Kansas State, 2020 (two punt returns)
Zero punts in a game	at Texas, 2023
Zero sacks allowed in a game	at West Virginia, 2022
Held KU to 0 yards rushing	-25 at TCU, 2017
Blocked multiple kicks in a game	at Texas, 2019 (blocked 2 FGs)
Scored a special teams TD	vs. TCU, 2020 (Punt Return TD)
Scored a special teams & defensive TD	vs. TCU, 2020

INDIVIDUAL OFFENSE

Rushed for 300+ yards	427, Samaje Perine at Oklahoma, 2014
Rushed for 200+ yards	217, Jonathan Brooks at Texas, 2023
Two Players Rushed for 100+ yards	Jefferson (130), Dubinion (1112) vs. Arkansas, 2022
Three Players Rushed for 100+ yards	Howard (129), Smallwood (115), Shell (108) vs. West Virginia, 2015
Had a 90+ yard run from scrimmage	93, D'Onte Foreman at Texas, 2015
Had 40+ carries	51, D'Onta Foreman vs. Texas, 2016
Had 30-39 carries	31, Richard Reese at Baylor, 2022
Had 25-29 carries	29, Ollie Gordon at Oklahoma State, 2023
Rushed for 5+ TDs	5, Samaje Perine at Oklahoma, 2014
Rushed for 4 TDs	Gunnar Holmberg at Duke, 2021
Rushed for 3 TDs	3, Dillon Gabriel vs. Oklahoma, 2023
Passed for 500+ yards	Never
Passed for 400-499 yards	403, Dillon Gabriel at Oklahoma, 2022
Passed for 300-399 yards	336, Alan Bowman at Oklahoma State, 2023
Threw 5+ TDs	6, Casey Thompson at Texas, 2021
Threw 4 TDs	Brock Purdy, at Iowa State, 2021
Threw 3 TDs	JT Daniels at West Virginia, 2022
Had 50+ pass attempts	51, Kedon Slovis vs. BYU, 2023
Had 40-49 pass attempts	41, Alan Bowman at Oklahoma State, 2023
Had 30-39 pass attempts	35, Quinn Ewers at Texas, 2023
Had 30+ pass completions	Hunter Dekkers vs. Iowa State, 2022
Had 25-29 pass completions	28, Alan Bowman at Oklahoma State, 2023
Had completion percentage of 75 percent (Min. 20 pass attempts)	75.8% Gunnar Holmberg at Duke, 2021 (22-of-29)
Had completion percentage of 80 percent (Min. 20 pass attempts)	84.3%, Baker Mayfield vs. Oklahoma (27-of-32)
Had completion percentage of 90+ percent (Min. 20 pass attempts)	95.8%, Geno Smith at West Virginia 2012 (23-of-24)**
QB Rush for 100+ yards	130, KJ Jefferson vs. Arkansas, 2022
QB Rush for 100+ yards, pass for 200+ yards	KJ Jefferson (130 rush, 287 pass) Arkansas, 2022
Had 15+ catches	15, Dana Alexander vs. Missouri, 2009
Had 10-14 catches	10 Adonai Mitchell at Texas, 2023
Had Two Players with 10+ catches	Never*
Had 250+ yards receiving	300, Adarius Bowman vs. Oklahoma State, 2006
Had 200-249 yards receiving	206, Quentin Johnson, vs. TCU, 2022
Had 150-199 yards receiving	152 Bryce Ford-Wheaton at West Virginia, 2022
Had 100+ yards rushing and receiving	
O. Gordon (68 rushing, 116 receiving) at Oklahoma State, 2023	

Had a touchdown rushing and receiving	Ta'Zawn Henry at Houston, 2022
2 Players with 100+ yards receiving	Ollie Gordon (116), Rashod Owens (112), at Oklahoma State, 2023
3 Players with 100+ yards receiving	Never*
Had 4+ TD receptions	4, Adarius Bowman vs. Oklahoma, 2006
Had 3 TD receptions	Xavier Worthy, at Texas, 2021
Had 2 TD receptions	Bryce Ford-Wheaton at West Virginia, 2022

INDIVIDUAL DEFENSE

Intercepted 3+ passes	3, Darcel McBath Texas Tech, 2008
Intercepted 2 passes	Kolby Harvell-Peel at Oklahoma State, 2019
Returned multiple interceptions for TDs	Never*
Returned an interception for a TD	CJ Ceasar vs. TCU, 2020
Interception Return for 100+ yards	Never*
Recorded 15+ Tackles	15, Raaquan Davis at Baylor, 2016
Recorded 10-14 Tackles	10, Ben Bywater vs. BYU, 2023
Two Players with 10+ Tackles	12, Chris Paul JR. and 10, Dwight McGlothern vs. Arkansas, 2022
Recorded 5+ Sacks	Never*
Recorded 4 Sacks	Never*
Recorded 3 Sacks	3.5, Josaiah Steward at Coastal Carolina, 2021
Forced 2 fumbles	K.J. Smith at Baylor, 2014

INDIVIDUAL SPECIAL TEAMS

Returned a Kickoff for a Touchdown	Tristan Ebner at Baylor, 2020
Kickoff Return of 100 Yards	Tristan Ebner at Baylor, 2020
Two returns for TDs	Phillip Brooks at Kansas State, 2020 (Punts)
Punt Return for a Touchdown	Derius Davis vs. TCU, 2020
Blocked a Punt	Alex Spillum, at Coastal Carolina, 2021
Blocked a Punt Return for a TD	Alex Spillum, at Coastal Carolina, 2021
Blocked a FG	Nick McCann vs. Texas Tech, 2019
Blocked FG Return for a TD	Deonte Roberts (64) vs. Rutgers, 2018
Blocked a PAT	Xavier Ross at Oklahoma State, 2023
Returned a PAT for a Two-Point Conversion	Demari Henderson vs UCF, 2023
Made 5+ Field Goals	5, Jeff Jacke, at Missouri, 1992
Made 4+ Field Goals	Alex Hale, at Oklahoma State, 2023
Made a Field Goal of 50+ Yards	52, M. McCrane, at Kansas State, 2014
Recorded a 70+ yard Punt	73, Quinn Sharp, Oklahoma State, 2012
Recorded a 60-69 yard Punt	62, Matt Freem, at Nevada, 2023