



KANSAS

FOOTBALL GAME NOTES

GAME 11



GAME 11 | NOV. 18, 2023 | 6:00 P.M. CT | LAWRENCE, KAN. | DAVID BOOTH KANSAS MEMORIAL STADIUM (47,233)



KANSAS JAYHAWKS

7-3, 4-3 Big 12

VS.



#23 KANSAS STATE WILDCATS

7-3, 5-2 Big 12

Record 7-3 (4-3 Big 12)
Ranking (AP/Coaches/CFP) RV/RV/25
Last Game Nov. 11, 2023 (vs. Texas Tech; L, 13-16)
Head Coach Lance Leipold
Career Record 161-59 (17th Season)
Record at Kansas 15-20 (3rd Season)

TEAM STATISTICS

Points Per Game 32.7
1st Downs 215
Rushing Yards 1,990 | 199.0/game
Passing Yards 2,260 | 226.0/game
Total Offense 4,250 | 425.0/game
Touchdowns 43
Field Goals 11-15
Time of Possession 30:22
Sacks 24-144

STATISTICAL LEADERS

Passing Jason Bean (92-154, 1,431 yds, 10 TD)
Rushing Devin Neal (155 att, 965 yds, 10 TD)
Receiving Lawrence Arnold (33 rec, 559 yds, 2 TD)
Tackles Kenny Logan Jr. (46 solo, 24 assist, 70 total)
Sacks Austin Booker (7.0 sacks-55 yds)
Interceptions Mello Dotson (3 INT, 87 yds, 2 TD)

Record 7-3 (5-2 Big 12)
Ranking (AP/Coaches/CFP) 23/24/21
Last Game Nov. 11, 2023 (vs. Baylor; W, 59-25)
Head Coach Chris Klieman
Career Record 109-36 (11th Season)
Record at Tech 37-23 (5th Season)

TEAM STATISTICS

Points Per Game 38.8
1st Downs 236
Rushing Yards 2,021 | 202.1/game
Passing Yards 2,504 | 250.4/game
Total Offense 4,525 | 452.5/game
Touchdowns 52
Field Goals 9-12
Time of Possession 31:27
Sacks 22-163

STATISTICAL LEADERS

Passing Will Howard (182-285, 2,190 yds, 21 TD)
Rushing DJ Giddens (143 att, 859 yds, 7 TD)
Receiving Phillip Brooks (49 rec, 554 yds, 5 TD)
Tackles Austin Moore (33 solo, 21 assist, 54 total)
Sacks Khalid Duke (5.0 sacks-46 yds)
Interceptions Jacob Parrish (3 INT, 37 yds)

KANSAS TAKES ON NO. 23 KANSAS STATE IN THE 121ST DILLONS SUNFLOWER SHOWDOWN

The Kansas Jayhawks (7-3, 4-3 Big 12) will play in their home finale against the No. 23 Kansas State Wildcats (7-3, 5-2 Big 12) on Saturday, November 18 at 6 p.m. inside David Booth Kansas Memorial Stadium. The matchup will be the 121st in the series history, in what is the ninth longest played rivalry game in FBS football and now the longest in KU program history – surpassing Kansas vs. Missouri's 120 games played from 1891 to 2011. Saturday will also serve as Senior Day for 19 Jayhawks, all who made a significant impact on the Kansas football program in their time at KU. The Jayhawks are coming off a 16-13 defeat at the hands of Texas Tech on Nov. 11, in which running back Devin Neal rushed for 137 yards and a touchdown. Texas Tech won the game with two seconds remaining on a 30-yard field goal by Gino Garcia. Despite the loss, Kansas sits at 7-3 overall, its best record through the first 10 games since 2007. Kansas State is coming off a bounce-back win over Baylor on Nov. 11, as the Wildcats outscored the Bears 59-25 to move to 6-0 at home this season. In a series that dates to 1902, Kansas leads the all-time series at 65-50-5, including a 37-22-2 record in games played in Lawrence.

Saturday's game will be televised on FS1 with Alex Faust (Play-by-Play) and Petros Papadakis (Analyst) on the call. Game action can also be heard across the Jayhawk Radio Network with Brian Hanni (Play-by-Play), David Lawrence (Analyst) and Brandon McAnderson (Sideline) calling the action.

JAYHAWK QUICK HITS

- Kansas enters the 121st Dillons Sunflower Showdown with a 7-3 overall record, giving the Jayhawks their first winning season since 2008. Kansas' seven wins in its first 10 games are the most in a season since 2007, when Kansas started 10-0.
- Head Coach Lance Leipold has 15 wins at the helm of the of the Jayhawks, entering Saturday's game at 15-20. Leipold is among the fastest to 15 wins in program history, and is the fastest to 15 or more

BY THE NUMBERS

2,762

With 137 rushing yards against Texas Tech, Kansas RB Devin Neal moved up to fifth on KU's career rushing yardage list, passing Jayhawk greats John Riggins and Gale Sayers. In 34 games at KU, Neal has rushed for 2,762 and 27 touchdowns on 493 attempts, averaging 5.6 yards per carry.

4

Kansas is tied for the national lead in defensive touchdowns as one of eight teams in FBS football with four defensive scores this season. The Jayhawks have scored on two interception returns by Mello Dotson, one interception return by Kenny Logan Jr. and one fumble return for a score by Cobee Bryant.

wins since Mike Gottfried won 15 games in his first 34 from 1983-85. Bud Moore is the most recent to do it quicker in 32 games from 1875-78 (15-16-1). Only eight coaches in Kansas history have won 15 games faster than Leipold, with six of those eight coming prior to 1955.

- Since Leipold's arrival, Kansas has won three Big 12 road wins (at Texas, 2021; at West Virginia, 2022; at Iowa State, 2023). Prior to Leipold's arrival, the Jayhawks were 1-54 in Big 12 road games from 2008-2020.
- Kansas has won nine of its last 12 home games, including a record of 5-1 at home this season. The last time Kansas won five home games in a season was in 2008. Prior to Leipold's arrival, the Jayhawks won nine home games dating back to 2014 with an overall home record of 6-91 in Big 12 play from 2010-2021.
- Saturday's Dillons Sunflower Showdown will mark the 121st time that Kansas and Kansas State have faced off on the gridiron, in what is the ninth longest played rivalry game in FBS football and is now the longest in KU program history – surpassing Kansas vs. Missouri's 120 games played from 1891 to 2011.
- The historical matchup also marks the final game played in David Booth Kansas Memorial Stadium as we know it, as the home of the Jayhawks takes on significant changes following the 2023 season with the transformation of the University of Kansas Gateway Project.
- Playing in front of his hometown crowd, running back Devin Neal has rushed for 965 yards and 10 touchdowns on 155 carries this season. Last week against Texas Tech, Neal reached 137 yards and a touchdown on 19 carries, as he moved into fifth in KU school history in career rushing yards, surpassing John Riggins (2,659), Gale Sayers (2,675) and Clark Green (2,754) with 2,762 career rushing yards. Neal's 137 yards against Texas Tech also marked his 10th career 100+ yard rushing game, which are the seventh-most in school history. Neal's 27 career rushing touchdowns are the fourth most in school history trailing only Tony Sands (28), James Sims (34) and June Henley (41).
- Kansas is tied for the nation's lead in defensive touchdowns, as the Jayhawks have reached the endzone four times this season on defense, including three interception returns for a touchdown and one fumble return for a touchdown. Over the last three games, junior Mello Dotson has returned interceptions for touchdowns, including a 37-yard interception return against Oklahoma on Oct. 28 and a 50-yard interception return against Iowa State on Nov. 4. The interception returns in back-to-back games are the first in school history and tie the school record for interceptions returned for touchdowns in a season and in a career.

ON THE AIR



Play-by-Play: Alex Faust

Analyst: Petros Papadakis

RADIO: Jayhawk Radio Network from Learfield

Play-by-Play: Brian Hanni

Analyst: David Lawrence

Sideline: Brandon McAnderson

Web: KUAthletics.com

App: Kansas Jayhawks

Sirius: Sirius (82), SXM App (954)



2023 SCHEDULE

	Sept. 1	Missouri State Bears	W, 48-17
		David Booth Kansas Memorial Stadium Lawrence, Kan.	
	Sept. 8	Illinois Fighting Illini	W, 34-23
		David Booth Kansas Memorial Stadium Lawrence, Kan.	
	Sept. 16	Nevada Wolfpack	W, 31-24
		Mackey Stadium Reno, Nev.	
	Sept. 23	BYU Cougars	W, 38-27
		David Booth Kansas Memorial Stadium Lawrence, Kan.	
	Sept. 30	#3 Texas Longhorns	L, 14-40
		DKR-Texas Memorial Stadium Austin, Texas	
	Oct. 7	UCF Knights	W, 51-22
		David Booth Kansas Memorial Stadium Lawrence, Kan.	
	Oct. 14	Oklahoma State Cowboys	L, 32-39
		Boone Pickens Stadium Stillwater, Okla.	
	Oct. 28	#6 Oklahoma Sooners	W, 38-33
		David Booth Kansas Memorial Stadium Lawrence, Kan.	
	Nov. 4	Iowa State Cyclones	W, 28-21
		Jack Trice Stadium Ames, Iowa	
	Nov. 11	Texas Tech Red Raiders	L, 13-16
		David Booth Kansas Memorial Stadium Lawrence, Kan.	
	Nov. 18	#23 Kansas State Wildcats	6:00 p.m. CT
		David Booth Kansas Memorial Stadium Lawrence, Kan.	
	Nov. 25	Cincinnati Bearcats	TBA
		Nippert Stadium Cincinnati, Ohio	

A KU WIN WOULD ...

- Move Kansas to 605-678-58 all-time, including 16-20 in the Lance Leipold era. Leipold's career record would improve to 162-59.
- Improve Kansas to 8-3 on the year and secure the program's first 8-win season since 2008.
- Snap a 14-game losing streak in the Dillons Sunflower Showdown, giving Kansas its first win over Kansas State since 2008
- Improve KU's all-time record against K-State to 66-50-5, and make the Jayhawks 38-22-2 against KSU in Lawrence



GAME WEEK SCHEDULE

Mon., Nov. 13	Tues., Nov. 14	Wed., Nov. 15	Thurs., Nov. 16	Fri., Nov. 17	Sat., Nov. 18
11:15 am - Head Coach Lance Leipold Press Conference (Anderson Family Football Complex)	No media availability	11:15 am - Coordinator Media Availability (Anderson Family Football Complex) 11:45 am - Student Athlete availability (Anderson Family Football Complex) 6 pm - Hawk Talk with Lance Leipold (Johnny's Tavern West Lawrence)	No media availability	No media availability	6:00 p.m. - Kansas vs. Kansas State Postgame media availability to take place in-person in Mrkonc Auditorium in Anderson Family Football Complex.

Credentials

All credential requests can be made online at:

<https://kuathletics.com/kansas-football-media-center/>

Credentials can be picked up on gameday at Media Will Call near the media entrance (gate 35), located on the South end of David Booth Kansas Memorial Stadium.

Photographers

Credentials for sideline photographers will be issued on the basis of circulation, with priority granted to agencies covering the participating schools on a regular basis.

Parking

Media parking is located in the Mississippi Street Parking Garage just south of the Kansas Union on the southeast side of Memorial Stadium. The garage is approximately two blocks away from the stadium. Digital Parking passes will be emailed to the assigning editor. Instructions on how to retrieve mobile parking passes are attached.

Please access and download your mobile parking passes before leaving for the stadium.

Pressbox and Gameday Services

The Kivisto Field at David Booth Kansas Memorial Stadium pressbox is located on the west side of the stadium. Entrance is at the base of the elevator located just off of Maine Street. There is also a field-level media entrance at Gate 35. Level eight is reserved for the print media, home and visiting radio, home and visiting booths for coaches and athletics directors, along with game and scoreboard operations. Level nine serves as the photo deck and the location for television booths. Television monitors are also part of the fixtures in both home and visiting radio booths.

Wireless Internet

Complimentary access to wireless internet is available at Memorial Stadium and information about how to access it will be available in the pressbox.

Telephones

Writers wanting phone lines at their seat locations should contact the KU Telecommunications Office at (785) 864-9300 regarding installation. For specific line location, please list Andy Eisch as the contact. Allow at least two weeks notice prior to the game.

Weekly News Conference

Kansas Head Football Coach Lance Leipold will conduct a weekly press conference each Monday during the season. The press conference will begin at 11:15 a.m., and will be conducted in-person at Mrkonc Auditorium inside Anderson Family Football Complex.

Offensive Coordinator Andy Kotelnicki, Defensive Coordinator Brian Borland and select student-athletes will be available each Wednesday throughout the season, beginning at 11:15 a.m., at Mrkonc Auditorium.

After the conclusion of games, Coach Leipold and select student-athletes will be made available in a press conference setting.

Interviews

Contact the communications office for all player or coach interview requests. To request players, media should contact Andy Eisch (aeisch@ku.edu; 785-330-3698) or Doug Self (dself@ku.edu; 785-393-4978). Out-of-town media wishing to interview Kansas players should also contact the communications office with their requests.

Home and cell phone numbers for players will not be provided and players have been instructed not to accept calls from media without prior notice from the communications office. Please do not contact a player or coach without scheduling the interview through the communications office.

Digital Assets

Head shots and selected video and audio elements will be made available throughout the season on the KU Athletics Media FTP:

<https://kuathne.ws/KUMediaShare>.

**Please note that all formats and policies are subject to change throughout the season.*



collegepressbox is the official media website for Division I football. Access and download game notes, quotes, statistics, media guides, headshots, logos and more for all FBS schools, conferences, postseason games, awards and the College Football Playoff. For access, please register for an account at collegepressbox.com/register.

QUICK FACTS

Location	Lawrence, Kan.
Founded	1866
Enrollment	27,638 (Fall 2022)
Chancellor	Douglas A. Girod
	(UC Davis, 1981; UC San Francisco, 1985)
Athletics Director	Travis Goff
	(Kansas, 2002; Tulane, 2007)
Sport Administrator	Collin Sexton
Colors	Crimson (Pantone 186) & Blue (Pantone 293)
Nickname	Jayhawks
Affiliations	NCAA Division I
	Big 12 Conference
Conference Website	www.Big12Sports.com
Ticket Office	800.34.HAWKS (42957)
	KUTickets.com

KANSAS FOOTBALL COMMUNICATIONS STAFF

Office	785.864.3417
Associate AD - Public Relations and Strategic Communications	Daniel Berk
Cell	785.312.2159
Email	dberk@ku.edu
Director of Football Communications	Andy Eisch
Cell	785.330.3698
Email	aeisch@ku.edu
Associate Communications Director	Doug Self
Cell	785.393.4978
Email	dself@ku.edu
Communications GA (Credentials Contact)	Jack Gilligan
Email	jackgilligan@ku.edu
Football Credentials	https://kuathletics.com/kansas-football-media-center/
KU Athletics Website	KUathletics.com
Facebook	/KUathletics
Twitter	@KUathletics
Instagram	@KUathletics

STADIUM

Football Facility	David Booth Kansas Memorial Stadium
Capacity	47,233
Largest Crowd	52,530
	(Sept. 5, 2009 vs. Northern Colorado)
Surface	Field Turf (2009)
Year Opened	1921
Press Box Phone (Media Only)	785.864.5593

COACHING STAFF

Head Coach	Lance Leipold
Alma Mater	Wisconsin-Whitewater, 1987, 1991
Record at Kansas	15-20 (3rd Season)
Career Record (Seasons)	161-59 (17th Season)
Defensive Coordinator	Brian Borland
Assoc. Head Coach/Off. Coordinator	Andy Kotelnicki
Assistant Coach - Offensive Line	Scott Fuchs
Assistant Coach - DEs/ST Coordinator	Taiwo Onatolu
Assistant Coach - Defensive Tackles	Jim Panagos
Assistant Coach - DBs/Defensive	Jordan Peterson
Assistant Coach - Wide Receivers	Terrence Samuel
Assistant Coach - Linebackers	Chris Simpson
Assistant Coach - Running Backs	Jonathan Wallace
Assistant Coach - Quarterbacks	Jim Zebrowski
Senior Analyst - Offense	Matt Lubick
Senior Analyst - Defense	Mark DeLeon
Analyst - Offense	Joe Dailey
Analyst - Offense	Bill Queisert
Analyst - Defense	Oscar Rodriguez
Analyst - Special Teams	Zac Barton
Analyst - Special Teams	Aaron Miller
Special Assistant to the Head Coach	Sean Snyder
Quality Control - Defense	Brian Stoldt
Graduate Assistant - Offense	Teril Boldisi
Graduate Assistant - Offense	Chris Labidou
Graduate Assistant - Defense	Quentin Carter
Graduate Assistant - Defense	Donovan Nathaniel

HISTORY

First Season of Record	1890
Seasons	132nd
All-Time Record	604-678-58
Conference Titles (Last)	7 (2007)
Big 12 Titles (Last)	1 (North Division 2007)
Bowl Games (Last)	13 (2022)
Bowl Game Titles (Last)	6 (2008)
Bowl Games Record	6-7

TEAM INFORMATION

2022 Overall Record	6-7
2022 Conference Record	3-6 (T-7th)
2022 Home Record	4-2
2022 Road Record	2-4



UNIVERSITY OF KANSAS GATEWAY DISTRICT

CONSTRUCTION STARTING IN DECEMBER 2023



ANDERSON FAMILY FOOTBALL COMPLEX

**NEWLY UPGRADED LOCKER ROOM AND WEIGHT ROOM
UNVEILED IN AUGUST OF 2023**



THE TURNAROUND IS REAL

- Under the direction of head coach Lance Leipold, the Jayhawks have seen an unparalleled turnaround, as Kansas has reached bowl eligibility in back-to-back seasons for just the second time in school history.
- Over the last two seasons, Leipold has led Kansas to a 13-10 overall record, including a 2-3 record against top-25 opponents. Kansas has defeated #6 Oklahoma (38-33, Oct. 28, 2023) and #18 Oklahoma State (37-16, Nov. 5, 2022). From 2010-2021, Kansas was 0-43 against top-25 foes with its last win coming against No. 15 Georgia Tech on Sept. 11, 2010.
- Since Leipold's arrival, Kansas has recorded Big 12 road wins against Texas in 2021, which was the program's first win in Austin, against West Virginia in 2022, which was the program's first win in Morgantown and against Iowa State in 2023, Kansas' first win in Ames since 2008. Prior to Leipold's arrival, the Jayhawks were 1-54 in Big 12 road games from 2008-2020.
- The success has also come at home for the Jayhawks, as Kansas has won nine of its last 12 games at home, including 5-1 in 2023. Prior to Leipold's arrival, the Jayhawks won nine home games dating back to 2014 with an overall home record of 6-91 in Big 12 play from 2010-2021.
- This season, Kansas has already secured its first winning season since 2008, while its 7-3 record in its first 10 games is the best start since 2007, when Kansas started 9-0.
- With the win over No. 6 Oklahoma on Oct. 30, Kansas registered its first win over a top 10 opponent since Jan. 3, 2008 over No. 5 Virginia Tech in the FedEx Orange Bowl. It was also Kansas' first top 10 win against a conference opponent since Oct. 7, 1995 (at No. 4 Colorado) and the first over a top 10 opponent at home since Oct. 27, 1984 (No. 2 Oklahoma).
- In just his third season at the helm, Leipold has guided Kansas to 15 wins and is the ninth-fastest KU coach in school history to 15 wins and is the latest since Mike Gottfried won 15 games in his first 34 games coached from 1983-85.
- Following Kansas' upset win over No. 6 Oklahoma, Leipold was named the Bear Bryant Coach of the Week and the Dodd Trophy Coach of the Week, while Kansas earned Cheez-It National Team of the Week honors.

KANSAS COACHES QUICKEST TO 15 WINS ALL-TIME

GAMES	COACH	RECORD	YEARS COACHED
18	A.R. Kennedy	15-2-1	1904-10
20	George Sauer	15-2-3	1946-47
22	Herman Olcott	15-6-1	1915-17
24	J.V. Sikes	15-9	1948-53
32	Bud Moore	15-16-1	1975-78
	Bill Hargess	15-15-2	1928-32
	Patsy Clark	15-12-5	1921-25
33	Don Fambrough	15-17-1	1971-74, 1979-81
34	Lance Leipold	15-19	2021-Present
	Jack Mitchell	15-14-3	1958-66
	Mike Gottfried	15-18-1	1983-85
36	Terry Allen	15-21	1997-2001
39	Mark Mangino	15-24	2002-09

KANSAS VS. KANSAS STATE HISTORY

- One of college football's most played rivalries of all-time will take on its 121st meeting on Saturday, when Kansas hosts Kansas State to David Booth Kansas Memorial Stadium.
- The rivalry game is the ninth most-played game in FBS history and is the fourth-longest uninterrupted series in

FBS history, marking its 112th consecutive season played in 2023.

- The Kansas-Kansas State series will be the most played in KU program history, surpassing the Kansas-Missouri series which was played 120 times from 1891 to 2011.
- Kansas leads the all-time series between the Jayhawks and Wildcats at 65-60-5. Kansas holds a 37-33-2 advantage in games played in Lawrence.

LONGEST UNINTERRUPTED FBS RIVALRIES

GAMES		RIVALRY	CONTINUOUS SINCE
1.	116	Minnesota vs. Wisconsin	1907
2.	113	NC State vs. Wake Forest	1910
3.	113	Oklahoma vs. Oklahoma State	1910
4.	112	Kansas vs. Kansas State	1911

MOST PLAYED RIVALRIES IN FBS ALL-TIME

GAMES		RIVALRY
1.	131	Minnesota vs. Wisconsin
2.	128	Georgia vs. Auburn
	128	North Carolina vs. Virginia
4.	127	Miami (OH) vs. Cincinnati
5.	126	Oregon vs. Oregon State
6.	125	Stanford vs. Cal
	125	Indiana vs. Purdue
8.	123	Army vs. Navy
9.	121	Kansas vs. Kansas State

REAL DEAL DEVIN NEAL

- Kansas' rushing attack is led by junior Devin Neal, who has tallied a team-leading 965 yards and 10 touchdowns on 155 carries this season.
- Against Texas Tech, Neal rushed for 137 yards and a touchdown on 19 carries, moving him into fifth in KU school history in career rushing yards, surpassing John Riggins (2,659), Gale Sayers (2,675) and Clark Green (2,754) with 2,762 career rushing yards.
- Neal's 137 yards against Texas Tech also marked his 10th career 100+ yard rushing game, which are the seventh-most in school history. Neal's 27 career rushing touchdowns are the fourth most in school history trailing only Tony Sands (28), James Sims (34) and June Henley (41).
- Should Neal rush for 35 yards on Saturday, he would become the third Jayhawk in program history to rush for 1,000+ yards in back-to-back seasons, joining James Sims (2012-13) and Pooka Williams Jr. (2018-19). After rushing for 1,090 yards in 2022, Neal would mark the 18th time in program history a Jayhawk has rushed for 1,000 or more yards.
- Neal's career rushing total of 2,762 yards has come on 493 attempts, for an average of 5.6 yards per carry. Neal's 5.6 yards per carry ranks fourth amongst power five running backs with at least 400 carries, trailing only Bucky Irving of Oregon (6.3), Braelon Allen of Wisconsin (6.0) and Blake Corum of Michigan (5.8).
- Since the start of the 2022 season, Devin Neal is the only active running back in FBS to rush for 2,000+ yards, average 6.1+ yards per carry, and rush for 19+ touchdowns over that span.
- Defenses also need to account for Neal in the passing game, catching 23 passes for 212 yards and one touchdown this season. Neal's 1,177 all-purpose yards are the fifth most in the Big 12 Conference this season.
- Neal entered the season as the lone 1,000-yard rusher in the Big 12 from a season ago, and earlier this season against Illinois, Neal surpassed 2,000 career rushing yards, becoming the 13th Jayhawk in school history to accomplish such a feat.

	Leipold Era	2023
Overall	15-20	7-3
Big 12	8-17	4-3
Nonconference	7-3	3-0
vs. ACC	1-1	0-0
vs. American	1-0	0-0
vs. Big 10	1-0	1-0
vs. Missouri Valley	2-0	1-0
vs. Mountain West	1-0	1-0
vs. Ohio Valley	1-0	0-0
vs. Southeastern Conference	0-1	0-0
vs. Sun Belt	0-1	0-0
Home	10-8	5-1
Away	5-11	2-2
Neutral	0-1	0-0
Day Games	7-14	3-3
Night Games (6 p.m. start or later)	8-6	4-0
vs. Top 25 teams	2-6	1-1
vs. Top 10 teams	1-2	1-1
TV games	15-20	7-3
ABC	0-1	0-1
CBS Sports Network	1-0	1-0
ESPN	2-2	2-0
ESPN2	2-3	1-0
ESPNU	2-0	0-0
FOX	2-1	2-0
FS1	2-8	0-2
Big 12 Now on ESPN+	4-4	1-0
ACC Network	0-1	0-0
When scoring first	13-3	7-0
When opponents score first	2-17	0-3
When leading at halftime	11-4	4-1
When trailing at halftime	3-16	2-2
When tied at halftime	1-0	1-0
When leading after third quarter	14-3	6-1
When trailing after third quarter	1-17	1-2
When tied after third quarter	0-0	0-0
In overtime games	2-1	0-0
When scoring less than 20 points	2-8	0-2
When scoring 20+ points	11-11	7-1
When scoring 30+ points	12-5	6-1
When allowing less than 20 points	5-1	1-1
When allowing 20-30 points	6-0	5-0
When allowing 30+ points	4-19	1-2
When rushing for <100 yards	2-6	1-1
When rushing for 100+ yards	12-14	5-2
When rushing for 200+ yards	11-4	5-1
When passing for <200 yards	5-8	2-2
When passing for 200+ yards	10-12	5-0
When passing for 250+ yards	5-6	4-0
When passing for 300+ yards	1-4	0-1
When totaling <300 yds total offense	2-6	0-1
When gaining 300+ yds total offense	13-13	7-1
When gaining 400+ yds total offense	11-6	5-0
When gaining 500+ yds total offense	7-3	2-1
When allowing <100 yds rushing	5-0	3-0
When allowing 100+ yds rushing	9-17	3-2
When allowing 200+ yds rushing	2-18	2-2
When allowing <200 yds passing	5-7	3-1
When allowing 200+ yds passing	9-13	3-2
When allowing 250+ yds passing	8-9	2-2
When allowing 300+ yds passing	5-5	1-2
When allowing <300 yds total offense	4-0	2-0
When allowing 300+ yds total offense	11-19	5-3
When having a 100-yard rusher	7-4	3-1
When opp. have a 100-yard rusher	2-15	2-3
When having no turnovers	8-2	3-0
When having less than 3 turnovers	13-16	6-3
When having 3 or more turnovers	1-3	1-0
When having no takeaways	2-6	1-1
When having <3 takeaways	11-18	5-3
When having 3 or more takeaways	4-1	2-0
When having more than 30:00 TOP	9-11	6-0
When having less than 30:00 TOP	6-9	1-3

• In 2022, Neal rushed for 1,090 yards on 180 attempts and nine touchdowns, becoming Kansas' 13th individual to rush for over 1,000 yards in a season. Neal finished the season averaging 6.1 yards per carry, which ranked 24th nationally while becoming just the third Jayhawk since at least 2000 with 6.0 YPC with over 100 attempts.

• As a true-freshman in 2021, Neal rushed for 707 yards on 158 carries – an average of 4.5 yards per carry. Neal finished his freshman campaign with eight rushing touchdowns, the most by a Kansas freshman since James Sims in 2010. Neal was also a part of the Kansas baseball program in 2020, playing in seven games.

KU CAREER RUSHING LEADERS

NAME	YARDS	YEARS
1. June Henley	3,841	1993-96
2. Tony Sands	3,788	1988-91
3. James Sims	3,592	2010-13
4. Laverne Smith	3,074	1973-76
5. Devin Neal	2,762	2020-Present
6. Clark Green	2,754	2002-05
7. Gale Sayers	2,675	1962-64
8. John Riggins	2,659	1968-70
9. David Winbush	2,608	1997-00
10. Pooka Williams Jr.	2,382	2018-20

CAREER YARDS PER CARRY BY POWER FIVE BACKS (min. 400 carries)

No.	Name (Team)	Yards/Carry
1.	Bucky Irving (Oregon)	6.3
2.	Braelon Allen (Wisconsin)	6.0
3.	Blake Corum (Michigan)	5.8
4.	Devin Neal (Kansas)	5.5

DEVIN NEAL 100-YARD RUSHING GAMES

Yards	Opponent	Result
224	#18 Oklahoma State (2022)	W, 37-16
190	at Texas Tech (2022)	L, 28-43
154	UCF (2023)	W, 51-22
143	at Texas (2021)	W, 57-56
137	Texas Tech (2023)	L, 13-16
120	Illinois (2023)	W, 34-23
112	#6 Oklahoma (2023)	W, 38-33
108	Tennessee Tech (2022)	W, 56-10
107	at Duke (2021)	L, 33-52
100	Oklahoma (2021)	L, 23-35

THE BOOTH BROTHERS

• Nicknamed "The Booth Brothers" the dynamic rushing duo of Devin Neal and Daniel Hishaw is among the nation's top rushing duos. The duo of Hishaw and Neal have combined for 1,517 rushing yards.

• Neal and Hishaw lead a Kansas rushing attach which is averaging 199 rushing yards per game this season, which is the fifth most in the Big 12 this season and 17th most nationally.

• In the win against UCF, Kansas rushed for 399 yards and five touchdowns, which is the most yards and touchdowns by a Jayhawk team since at least 1996. With Neal (154) and Hishaw Jr. (134) combining for 288 rushing yards, it was the fourth time in KU history and the first time since 1985 that two players rushed for 130+ yards in the same game.

• Hishaw, a native of Moore, Oklahoma, has rushed for 552 yards and eight touchdowns on 102 attempts this season. Over his last 15 games played, Hishaw has 14 touchdowns scored. In the game against UCF, Hishaw ran for a career-high 134 rushing yards on 19 attempts and two touchdowns. This season alone, Hishaw has

produced eight rushing touchdowns and is averaging 5.4 yards per carry.

• Senior Dylan McDuffie has played a supplemental role in the backfield, rushing 33 times for 180 yards and three touchdowns this season. Against UCF, McDuffie ran for a KU career high 91 yards on 13 attempts and two touchdowns. McDuffie, a transfer from Georgia Tech, played under Leipold at Buffalo from 2018-20, rushed for a career-high 1,049 yards at Buffalo in 2021.

130+ YARD RUSHERS IN THE SAME GAME

DATE	RUSHERS (YDS)	OPPONENT
Oct. 7, 2023	Devin Neal (154) Daniel Hishaw Jr. (134)	UCF
Sept. 14, 1995	June Henley (163) L.T. Levine (137)	TCU
Nov. 15, 1980	Kerwin Bell (157) Walter Mack (139)	at Colorado
Oct. 18, 1975	Robert Miller (142) Laverne Smith (135)	at Iowa State

BALL-HAWKS

• Kansas' defensive has provided a spark this season, as the Jayhawks are tied for the most defensive touchdowns in the country this season with four. Kansas is tied with Clemson, Michigan, Tennessee, Notre Dame, Kentucky and Arkansas for the nation's lead in defensive touchdowns.

• Mello Dotson, from Daytona Beach, Florida, has helped Kansas to a fast start in each of Kansas' last two wins, with interceptions returned for touchdowns against both No. 6 Oklahoma and Iowa State.

• Against Oklahoma, Dotson intercepted Dillon Gabriel for a 37-yard return for a touchdown, his first-career touchdown. One week later against Iowa State, Dotson intercepted Cyclone's quarterback Rocco Becht and returned it 50-yards for a touchdown.

• Dotson became the first Jayhawk in school history with interception returns touchdowns in back-to-back games. He is also just one of four Jayhawks to have two interception return touchdowns in the same season, joining Aqib Talib (2007), Patrick Brown (1997) and Roger Foote (1981).

• Dotson also enters a five-way tie for the most career interceptions returned for a touchdown with two, joining Cobee Bryant (2020-Present), Aqib Talib (2005-07), Patrick Brown (1995-98) and Roger Foote (1978, 80-82).

• Senior Kenny Logan Jr. has also returned an interception for a touchdown this season, as he returned an interception for a 30-yard touchdown vs. BYU on Sept. 23. The touchdown was Logan's first defensive touchdown of his career.

• Also, against BYU, Bryant forced and recovered a fumble on BYU's first drive, which he returned 22 yards for a touchdown. An All-Big 12 First Team selection in 2022, Bryant is one of the top shutdown corners in college football, recording seven interceptions in his career. Bryant also has four career touchdowns to his credit, which are the most non-offensive touchdowns in school history. Bryant also ranks tied for sixth among active FBS players with three non-offensive touchdowns over his career.

• Over his career, Bryant has two interception return touchdowns (at Texas, 2021; at West Virginia, 2022), a blocked field goal returned for a touchdown (vs. Tennessee Tech, 2022) and a fumble recovery for a touchdown (vs. BYU, 2023) in his career.

• Bryant has earned notoriety by being selected to the Preseason All-Big 12 First Team (Big 12, Phil Steele),

2023 STANDINGS

	BIG 12	PCT	STREAK	OVERALL	PCT	STREAK
Texas	6-1	.857	W4	9-1	.900	W4
Oklahoma State	5-2	.714	L1	7-3	.700	L1
Oklahoma	5-2	.714	W1	8-2	.800	W1
Kansas State	5-2	.714	W1	7-3	.700	W1
Iowa State	5-2	.714	W1	6-4	.600	W1
KANSAS	4-3	.571	L1	7-3	.700	L1
West Virginia	4-3	.571	L1	6-4	.600	L1
Texas Tech	4-3	.571	W2	5-5	.500	W2
BYU	2-5	.286	L3	5-5	.500	L3
TCU	2-5	.286	L3	4-6	.400	L3
Houston	2-5	.286	L1	4-6	.400	L1
Baylor	2-5	.286	L3	3-7	.300	L3
UCF	2-5	.286	W2	5-5	.500	W2
Cincinnati	1-6	.143	W1	3-7	.300	W1

THIS WEEK IN THE BIG 12

Saturday, Nov. 18

Oklahoma at BYU	ABC/ESPN	11 a.m. CT
Cincinnati at West Virginia	ESPN+	1:30 p.m. CT
Baylor at TCU	ESPN+	2:30 p.m. CT
Oklahoma State at Houston	ESPN2	3 p.m. CT
UCF at Texas Tech	FS2	4 p.m. CT
Kansas State at Kansas	FS1	6 p.m. CT
Texas at Iowa state	FOX	7 p.m. CT

2023 PRESEASON ALL-BIG 12 FOOTBALL TEAM

Offense

Pos.	Name	School
QB	Jalon Daniels	Kansas
RB	Richard Reese	Baylor
RB	Devin Neal	Kansas
FB	Ben Sinnott	Kansas State
WR	Brennan Presley	Oklahoma State
WR	Xavier Worthy	Texas
WR	Jerand Bradley	Texas Tech
TE	Ja'Tavion Sanders	Texas
OL	Kingsley Suamataia	BYU
OL	Mike Novitsky	Kansas
OL	Cooper Beebe	Kansas State
OL	Kevin Vanks, Jr.	Texas
OL	Zach Frazier	West Virginia
PK	Griffin Kell	TCU
KR/PR	Phillip Brooks	Kansas State

Defense

Pos.	Name	School
DL	Dontay Corleone	Cincinnati
DL	Ethan Downs	Oklahoma
DL	Damonic Williams	TCU
DL	Byron Murphy II	Texas
DL	Jaylon Hutchings	Texas Tech
LB	Collin Oliver	Oklahoma State
LB	Johnny Hodges	TCU
LB	Jaylan Ford &	Texas
DB	TJ Tampa	Iowa State
DB	Cobee Bryant	Kansas
DB	Kobe Savage	Kansas State
DB	Kendal Daniels	Oklahoma State
DB	Josh Newton	TCU
P	Mason Fletcher	Cincinnati

% Offensive Player of the Year
& Defensive Player of the Year

BIG 12 PRESEASON POLL

1.	Texas (41)	886
2.	Kansas State (14)	858
3.	Oklahoma (4)	758
4.	Texas Tech (4)	729
5.	TCU (3)	727
6.	Baylor	572
7.	Oklahoma State (1)	470
8.	UCF	463
9.	Kansas	461
10.	Iowa State	334
11.	BYU	318
12.	Houston	215
13.	Cincinnati	202
14.	West Virginia	129

Bronko Nagurski Trophy Watch List, Lott IMPACT Preseason Watch List, Chuck Bednarik Award Watch List and Jim Thorpe Award Preseason Watch List.

KU CAREER INTERCEPTION TOUCHDOWN RETURNS

NAME	NO.	YEARS
Cobee Bryant	2	2020-Pres.
Mello Dotson	2	2020-Pres.
Aqib Talib	2	2005-07
Patrick Brown	2	1995-98
Roger Foote	2	1978, 80-82

DISCIPLINED JAYHAWKS

- Through 10 games this season, Kansas has committed just 46 penalties, which are the second fewest in the Big 12 and 17th fewest nationally.
- Kansas' 46 penalties are the fewest through the first 10 games of the season since 2021 (44), while Kansas has committed 46 or fewer penalties through the first 10 games just four times since 2000. In Leipold's first year at Kansas, the Jayhawks committed just 49 penalties throughout the season, compared to 66 in 2019 and 78 and 2018.
- In the 10 years prior to Leipold, Kansas had under 50 penalties in a season just once. Kansas committed 45 penalties for 360 yards in 2012, Kansas' fewest penalties since 2000.
- According to PFF, Kansas' Mike Novitsky, Dominick Puni and Bryce Cabeldue have only committed two penalties each in over 650 snaps played.

KANSAS PENALTIES OVER THE LAST 10 YEARS

YEAR	PENALTIES	YARDS
2023 (10 gms.)	46	420
2022	69	605
2021	49	404
2020 (10 gms.)	51	418
2019	66	601
2018	78	669
2017	66	553
2016	71	654
2015	70	664
2014	76	669
2013	88	713

BIG BOYS UP FRONT

- Kansas' offensive production has been fueled by its play on the offensive line and offensive tackle Dominick Puni is earning recognition as one of the top senior offensive linemen. Last week, Puni earned invitations to the East-West Shrine Bowl and Reese's Senior Bowl.
- PFF has Puni graded at 91.2 this season, which ranks third amongst all offensive tackles. According to PFF, Puni has not allowed a sack in 646 offensive snaps played this season.
- Puni is among four offensive line starters returning from a season ago and is anchored by Kansas center Mike Novitsky, who has started all 33 games in his Kansas career and has started 53 between Kansas and Buffalo. Novitsky was named to the Preseason Rimington Trophy Watch List entering the 2023 season for the fourth time in his career and third time as a Jayhawk.
- Since the start of the 2022 season, Kansas' 25 sacks allowed are the fourth-fewest in the country among power-five teams and are the fewest allowed in the Big 12.

- The turnaround on the offensive line is paramount, considering Kansas allowed 47 sacks in 10 games during the 2020 season prior to Leipold's arrival.
- Not only has the pass blocking been stellar, but the offensive line has also paved the way for 199 rushing yards per game so far in 2023.

BOOK IT

- A transfer from Minnesota, redshirt sophomore Austin Booker has been a highlight Kansas' defense, recording 7.0 sacks this season, which ranks third in the Big 12 and 23rd nationally.
- Booker's 7.0 sacks are tied for the 10th most in KU single season history, which was most recently done by Lonnie Phelps in 2022 and Daniel Wise in 2017.
- According to PFF, Booker has forced 21 quarterback hurries in 195 pass rush situations. Booker ranks as the 13th highest-graded edge rusher in college football with a rating of 81.9.
- Booker has also been tremendous in the run game, recording a team-high 10 tackles-for-loss for 62 yards this season. Booker is also tied for the team-lead in forced fumbles with two.
- Booker has played in all 10 games this season, while he played in six games over his career at Minnesota. Booker is currently fifth on the team in tackles with 42.
- Opposite of Booker, redshirt junior Jereme Robinson has added 4.5 sacks, which ranks as the 10th most in the Big 12 Conference. Booker and Robinson have combined for 11.5 sacks, which are the third most by a Big 12 duo this season behind UCF (14) and Houston (15).
- The Jayhawks have recorded 24 sacks for 144 yards this season, as Patrick Joyner Jr. (2), JB Brown (2) and Rich Miller (2) have all recorded more than two sacks this season.

THE SKY'S THE LIMIT

- In just three years under head coach Lance Leipold, the Kansas offense continues to make strides under the direction of Associate Head Coach/Offensive Coordinator Andy Kotelnicki.
- Through 10 games this season, Kansas' offense is averaging 6.69 yards-per-play on offense, which are the 14th most in power five football and are the third most across the Big 12. Since at least 1996, Kansas has not averaged more than 7.0 yards per play in a season other than the 2022, in which Kansas finished the season by averaging 7.0 yards per play.
- Kansas is among the Big 12 leaders in scoring offense, averaging 32.7 points per game, which ranks fifth in the Big 12 and 31st nationally. The Jayhawks are averaging 425 yards per game, which are the 38th most nationally.
- Kansas' 51 points against UCF were the most in a Big 12 Conference game at home since 2010, when Kansas defeated Colorado, 52-45. It marked the third time under head coach Lance Leipold that the Jayhawks have scored 50+ points in a Big 12 Conference game (Texas, West Virginia, UCF). Prior to Leipold's arrival, Kansas scored 50+ points against a conference opponent just four times over 24 years. Kansas' 171 points scored at home through the first four home games are the most since 2007 (214).
- The Jayhawks can attribute some of that success to their play on third down. Kansas enters Saturday's game with the 14th best third down conversion rate in the country and the third best in the Big 12 at 48.7%.
- Kansas has scored 43 touchdowns this season, including 23 rushing, 15 passing, one on special teams and four on defense. The Kansas offense scored 63 touchdowns in

100-YARD RUSHING GAMES (PAST 10 YEARS)

YDS.	INDIVIDUAL	OPPONENT	DATE
109	James Sims, Sr.	Rice	2013
129	James Sims, Sr.	Oklahoma	2013
211	James Sims, Sr.	West Virginia	2013
114	James Sims, Sr.	Iowa State	2013
121	De'Andre Mann, Jr.	SEMO	2014
103	Corey Avery, Fr.	Iowa State	2014
101	Tony Pierson, Sr.	Iowa State	2014
157	Ke'aun Kinner, Jr.	S. Dakota St.	2015
113	Ke'aun Kinner, Jr.	Memphis	2015
107	De'Andre Mann, Sr.	Texas Tech	2015
145	Ke'aun Kinner, Sr.	Oklahoma State	2016
152	Ke'aun Kinner, Sr.	Iowa State	2016
137	Khalil Herbert, So.	Ohio	2017
291	Khalil Herbert, So.	West Virginia	2017
125	Pooka Williams Jr.,	Central Mich.	2018
163	Pooka Williams Jr.,	Rutgers	2018
252	Pooka Williams Jr.,	Oklahoma	2018
103	Pooka Williams Jr.,	Texas	2018
121	Pooka Williams Jr.,	Boston College	2019
187	Khalil Herbert	Boston College	2019
137	Pooka Williams Jr.,	Oklahoma	2019
190	Pooka Williams Jr.,	Texas	2019
154	Pooka Williams Jr.,	Iowa State	2019
116	Pooka Williams Jr.,	Baylor	2019
100	Amauri Pesek-Hickson, Fr.	TCU	2020
100	Jason Bean, Jr.	Coastal Carolina	2021
107	Devin Neal, Fr.	Duke	2021
100	Devin Neal, Fr.	Oklahoma	2021
143	Devin Neal, Fr.	Texas	2021
108	Devin Neal, So.	Tennessee Tech	2022
123	Jalon Daniels, Jr.	Houston	2022
224	Devin Neal, So.	Oklahoma State	2022
190	Devin Neal, So.	Texas Tech	2022
120	Devin Neal, Jr.	Illinois	2023
154	Devin Neal, Jr.	UCF	2023
134	Daniel Hishaw, So.	UCF	2023
112	Devin Neal, Jr.	Oklahoma	2023
137	Devin Neal, Jr.	Texas Tech	2023

100-YARD RECEIVING GAMES (PAST 10 YEARS)

REC/YDS	INDIVIDUAL	OPPONENT	YR.
6-118	Tony Pierson, Jr.	Texas Tech	2013
5-101	Nigel King, Jr.	Iowa State	2014
5-128	Nigel King, Jr.	TCU	2014
7-137	Jimmey Mundine, Sr.	TCU	2014
6-115	Tre' Parmalee, Sr.	Oklahoma State	2015
5-124	Steven Sims Jr., So.	Rhode Island	2016
4-114	Steven Sims Jr., So.	Ohio	2016
8-131	LaQuvionte Gonzalez, Jr.	TCU	2016
9-101	Steven Sims Jr., So.	TCU	2016
6-106	LaQuvionte Gonzalez, Jr.	Oklahoma State	2016
9-124	Steven Sims Jr., So.	West Virginia	2016
5-127	LaQuvionte Gonzalez, Jr.	Kansas State	2016
4-147	Steven Sims Jr., Jr.	SEMO	2017
5-102	Steven Sims Jr., Jr.	Texas Tech	2017
9-233	Steven Sims Jr., Jr.	Kansas State	2017
5-113	Steven Sims Jr., Sr.	Kansas State	2018
7-102	Pooka Williams Jr., Fr.	TCU	2018
8-121	Andrew Parchment, Jr.	Indiana State	2019
8-100	Andrew Parchment, Jr.	Boston College	2019
5-132	Andrew Parchment, Jr.	West Virginia	2019
5-131	Stephon Robinson Jr., Jr.	Oklahoma	2019
7-109	Andrew Parchment, Jr.	Texas Tech	2019
6-186	Stephon Robinson Jr., Jr.	Texas Tech	2019
7-116	Kwamie Lassiter II, Sr.	TCU	2020
5-122	Trevor Wilson, So.	Duke	2021
7-101	Kwamie Lassiter II, S-Sr.	Oklahoma	2021
8-101	Kwamie Lassiter II, S-Sr.	TCU	2021
4-105	Luke Grimm, So.	West Virginia	2021
6-106	Mason Fairchild, Jr.	Oklahoma	2022
5-113	Lawrence Arnold, Jr.	Oklahoma	2022
6-110	Devin Neal, So.	Oklahoma State	2022
4-110	Lawrence Arnold, Jr.	Texas Tech	2022
10-167	Luke Grimm, Jr.	Arkansas	2022
8-119	Lawrence Arnold, Jr.	Kansas	2022
3-112	Lawrence Arnold, Sr.	Iowa State	2023

2022, which is the most since the 2007 season. In the 10 years prior, the most touchdowns scored was 36 in 2019. Of Kansas’ 63 touchdowns in 2022, 29 came on the ground and 32 came through the air.

STATISTIC	2023 (10 GMS)	2022 (13)	2021 (12)	2020 (9)
Total Off.	425 yds	424.9 yds	324.2 yds	259.2 yds
Sacks Allowed	13	12	16	47
Average YPP	6.7	7.0	5.2	3.7
3rd Down %	49.0%	50%	36%	23%
Rushing YPG	199.0	194.7	139.3	104.9
Points/Game	32.7	34.2	20.8	15.8

50+ POINT CONFERENCE GAMES

DATE	OPPONENT	SCORE
Oct. 7, 2023	UCF	51-22
Sept. 10, 2022	at West Virginia	55-42 (OT)
Nov. 13, 2021	at Texas	57-56 (OT)
----- Prior to Leipold -----		
Nov. 6, 2010	Colorado	52-45
Nov. 1, 2008	Kansas State	52-21
Nov. 3, 2007	Nebraska	76-39
Oct. 13, 2007	Baylor	58-10

ONE-OF-ONE

- Safety Kenny Logan Jr. returns for his senior season as a Jayhawk, leading the team in tackles through 10 games with 70. Logan has led the team in tackles in each of the last three seasons.
- In the win against Iowa State, Logan broke the KU school record for most career tackles by a defensive back, passing LeRoy Irvin who tallied 347 career tackles as a defensive back from 1976-79 for KU. Logan enters Saturday’s game with 361 career tackles.
- In addition to being a school record, Logan’s 361 career tackles are the seventh most among active FBS players and are the most by a safety.
- In the win against Oklahoma, Logan led the Jayhawks with 10 total tackles. Over his career, Logan has recorded 10 or more tackles 13 times, including once this season. Logan’s career high 15 tackles came against TCU in 2021.
- Against BYU, Logan recorded his first career interception return for a touchdown on a 30-yard interception return. Logan now has an interception return for a touchdown and kickoff return for a touchdown (2020 at Iowa State) over his career.
- An All-Big 12 Honorable Mention safety in 2022, Logan tallied 106 tackles, including 72 solo stops and 34 assisted. Logan added seven pass breakups and two interceptions.
- In 2021, Logan led the Big 12 Conference with 113 tackles, which also led all safeties nationally.
- Opposite of Logan, safety OJ Burroughs took a major step forward in 2022, starting all 13 games and compiling 49 tackles, five pass breakups and two interceptions, all of which were career highs. Burroughs intercepted Arkansas’ KJ Jefferson in the AutoZone Liberty Bowl just before halftime, which helped spur Kansas’ comeback in the second half.
- Burroughs led the Jayhawks with 13 total tackles at Texas on Sept. 30, which were a career high. Burroughs recorded his fourth career interception against Texas Tech on Nov. 11.
- Marvin Grant Jr. transferred to Kansas from Purdue following the 2021 season, where he started all 13 games as a redshirt sophomore in 2021. In his first season as a Jayhawk in 2022, Grant appeared in all 13 games, compiled 52 tackles.

BIG PLAY WR’S

- Lawrence Arnold, of DeSoto, Texas, is Kansas’ leading receiver through 10 games, hauling in 33 catches for 559 yards and two touchdowns. His 80-yard touchdown

- reception at Iowa State was the longest of his career, with his previous long of 60 yards coming at Texas Tech in 2022. His 80-yard receiving touchdown is tied for the seventh-longest in school history and is the longest since LaQuvionte Gonzalez’ 95-yard touchdown from Carter Stanley against Kansas State in 2016.
- Arnold caught three passes for 112 yards and a touchdown at Iowa State, marking the first 100-yard receiving game of the season for the Jayhawks. Over his career, Arnold has compiled four games of 100+ yards, three of which came during the 2022 season.
- In the win against Iowa State, Arnold moved into 11th in school history in career receiving yards with 1,592 yards on 108 career receptions.
- Arnold had a career day in the 2022 AutoZone Liberty Bowl, recording a career-high eight receptions for 119 yards.
- Arnold leads a receiver’s unit of Luke Grimm and Quentin Skinner, among others, who have combined for 1,563 receiving yards and 10 receiving touchdowns this season. Grimm, a junior from Raymore, Missouri, is second on the team with 23 receptions for 295 yards and three receiving touchdowns.
- Skinner has caught 21 passes for 412 yards and two touchdowns and is known for his big-play ability. This season alone, Skinner has caught 21 passes, eight of which have gone for 20+ yards (38%). Over his career, Skinner has caught 46 passes, including 18 of 20+ yards (39%). Six of those 18 plays of 20+ yards have resulted in touchdowns.

QUENTIN SKINNER TD RECEPTIONS OF 20+ YARDS

OPPONENT	YARDS
at Oklahoma State (2023)	49
at Oklahoma State (2023)	42
TCU (2022)	38
TCU (2022)	29
at Baylor (2022)	24
at Texas Tech (2022)	20

BALLARD CAN BALL

- True freshman Cole Ballard saw significant playing time following an injury to Jason Bean in the loss to Texas Tech.
- Ballard came in and provided a gutsy performance completing 9-of-20 for 124 yards, while rushing 10 times for 20 yards. Ballard led the Jayhawks down the field for a game-tying field goal, before Texas Tech score with just seconds remaining.
- Ballard has played in three games this season but entered against Texas Tech with just 10 snaps. Ballard played in a career-high 57 snaps against the Red Raiders.
- From Westfield, Indiana, Ballard played his high school ball at Westfield high school, where he was named 6A All-State in 2022. Ballard is the son of Indianapolis Colts General Manager, Chris Ballard.

BEAN’S COOKING

- Sixth-year senior Jason Bean proves to be a reliable option after deciding to return to the Jayhawks for his redshirt senior season. Bean has led Kansas to victories over Iowa State, No. 6 Oklahoma, UCF and Missouri State in 2023 and No. 18 Oklahoma State in 2022. In 10 games played this season, Bean 23rd nationally in QBR at 73.3, according to ESPN.
- Bean has started 27 games over his career, including seven this season against Missouri State, Texas, UCF, Oklahoma State, Oklahoma, Iowa State and Texas Tech. Bean has completed 92-of-154 for 1,431 yards and 10 touchdowns. Against Texas Tech, Bean left the game due to injury and did not return.
- Bean, a transfer from North Texas, has been superb this season, leading Kansas to an upset victory over No. 6

ASSOCIATED PRESS

#	Team (1st Place)	Rec.	Pts.	Prev.
1	Georgia (54)	1,540	1	10-0
2	Michigan (7)	1,464	2	10-0
3	Ohio State (1)	1,433	3	10-0
4	Florida State	1,366	4	10-0
5	Washington	1,322	5	10-0
6	Oregon	1,218	6	9-1
7	Texas	1,180	7	9-1
8	Alabama	1,141	8	9-1
9	Louisville	1,002	11	9-1
10	Oregon State	934	12	8-2
11	Missouri	917	16	8-2
12	Penn State	857	9	8-2
13	Ole Miss	810	10	8-2
14	Oklahoma	733	17	8-2
15	LSU	703	18	7-3
16	Utah	543	13	7-3
17	Tulane	412	20	9-1
18	James Madison	405	21	10-0
19	Arizona	387	23	7-3
20	Notre Dame	359	22	7-3
21	Tennessee	333	14	7-3
22	North Carolina	265	24	8-2
23	Kansas State	240	NR	7-3
24	Oklahoma State	178	15	7-3
25	Liberty	133	25	10-0

OTHERS RECEIVING VOTES: Iowa 111, Kansas 83, Toledo 51, Fresno State 13, Southern California 5, UNLV 4, SMU 4, NC State 2, Miami (OH) 1, Texas A&M 1.

COACHES POLL

#	Team (1st Place)	Rec.	Pts.	Prev.
1	Georgia (58)	10-0	1591	1
2	Michigan (3)	10-0	1479	2
3	Ohio State (3)	10-0	1467	3
4	Florida State	10-0	1428	4
5	Washington	10-0	1358	5
6	Oregon	9-1	1256	6
7	Texas	9-1	1207	7
8	Alabama	9-1	1197	8
9	Louisville	9-1	1042	11
10	Oregon State	8-2	945	13
11	Missouri	8-2	937	15
12	Penn State	8-2	890	9
13	Oklahoma	8-2	817	16
14	Ole Miss	8-2	815	10
15	LSU	7-3	667	19
16	Utah	7-3	531	14
17	Tulane	9-1	434	20
18	Notre Dame	7-3	424	22
19	Tennessee	7-3	401	12
20	North Carolina	8-2	387	23
21	James Madison	10-0	343	21
22	Arizona	7-3	295	24
23	Iowa	8-2	252	NR
24	Kansas State	7-3	216	NR
25	Oklahoma State	7-3	145	17

OTHERS RECEIVING VOTES: Kansas 90; Liberty 79; SMU 27; UNLV 24; Toledo 16; North Carolina State 16; USC 7; Fresno State 6; Troy 5; Air Force 5; Memphis 1

COLLEGE FOOTBALL PLAYOFF

#	Team (1st Place)	Rec.	Prev.
1	Georgia	10-0	2
2	Ohio State	10-0	1
3	Michigan	10-0	3
4	Florida State	10-0	4
5	Washington	10-0	5
6	Oregon	9-1	6
7	Texas	9-1	7
8	Alabama	9-1	8
9	Missouri	8-2	14
10	Louisville	9-1	11
11	Oregon State	8-2	12
12	Penn State	8-2	10
13	Ole Miss	8-2	9
14	Oklahoma	8-2	17
15	LSU	7-3	19
16	Iowa	8-2	22
17	Arizona	7-3	21
18	Tennessee	7-3	13
19	Notre Dame	7-3	20
20	North Carolina	8-2	24
21	Kansas State	7-3	25
22	Utah	7-3	18
23	Oklahoma State	7-3	15
24	Tulane	9-1	23
25	Kansas	7-3	16

Oklahoma on Oct. 30, completing 15-of-32 for 218 yards, while also rushing for a score.

- Against Iowa State, Bean completed 14-of-23 for 287 yards and one touchdown. Leading 21-18 with just under eight minutes remaining against Iowa State, Bean hit wide receiver Lawrence Arnold on an 80-yard touchdown, which proved to be enough to give Kansas its seventh win of the season.

- On the road against a tough Oklahoma State team, Bean threw for a career-high five touchdowns on 23-of-34 for 410 yards against Oklahoma State. Bean's five passing touchdowns were tied for the second most in school history and the most since Daniels tossed five touchdowns in the AutoZone Liberty Bowl in 2022.

- Defenses also must account for Bean's ability to run, rushing 34 times this season for 154 yards and a touchdown. Against Oklahoma, Bean scored on a crucial 38-yard touchdown rush, in which Bean hit speeds of 22.4 miles-per-hour, according to Reel Analytics.

- In 2022, the duo of Jalon Daniels and Bean combined for 32 passing touchdowns (Daniels 18, Bean 14), the most passing touchdowns in a season since 2008. Daniels and Bean also led Kansas to rank fourth nationally in 2022 in team passing efficiency at 164.26.

- After a 5-0 start to the 2022 season, Daniels exited Kansas' College Gameday appearance vs. TCU, in which Bean substituted in and led a thrilling four touchdown second-half performance. Bean would lead Kansas to a 37-16 victory over #18 Oklahoma State on Nov. 5, 2022, clinching Kansas' first Bowl appearance since 2008. Bean completed 87-of-136 passing for 1,280 yards and 14 touchdowns and added 222 yards on 38 attempts scoring four touchdowns on the ground in 2022.

- Bean transferred to Kansas after three seasons at North Texas. In 2021, Bean started nine games for Kansas, throwing for 1,252 yards and six touchdowns. Bean was a two-sport star at Lake Ridge High School in Texas, where he finished third in the 100 meters in the Texas UIL 5A State Championships.

KANSAS 5+ TD PASSING PERFORMANCES ALL-TIME

NAME	OPPONENT (DATE)	TDS
Todd Reesing	Nebraska (Nov. 3, 2007)	6
Jason Bean	at Oklahoma State (Oct. 14, 2023)	5
Jalon Daniels	Arkansas (Dec. 28, 2022)	5
Ralph Miller	Washburn (Oct. 8, 1938)	5

JD6

- Kansas quarterback Jalon Daniels, nicknamed JD6, was named the Preseason Big 12 Offensive Player of the Year entering 2023. Daniels has missed six games due to injury this season, completing 56-of-75 for 705 yards and five touchdowns in three games. Daniels, of Lawndale, California, threw for 2,014 yards on 152-of-230 (66.1%) passing and 18 touchdowns during the 2022 season.

- Daniels has been efficient throughout his career, completing 63.6% (365-of-574) of his passes throughout his career, which currently ranks first in school history, slightly ahead of Todd Reesing (63.3%, 2006-09). Daniels also holds two of the top-seven best passing percentage performances in school history, both of which were set in 2022 (82.6% vs. Duke, 83.3% vs. Tennessee Tech).

- Daniels has been lethal on third downs for the Jayhawks, completing 14-of-19 passing (73.7%) when faced with third down scenarios, for a quarterback rating of 204.03. When faced with third and 1-6 yards, Daniels is 12-of-14 for 162 yards and 3 touchdowns.

- Earlier this season, Daniels surpassed the 4,000 career passing yards, becoming the ninth Jayhawk in school history to pass for 4,000+ yards. Daniels enters Saturday's game with 4,297 yards for his career, which

ranks eighth in school history.

- In the AutoZone Liberty Bowl in 2022, Daniels passed for a school record 544 passing yards, becoming the first Jayhawk in school history with 500+ passing yards in a game. Daniels also threw for five touchdowns against Arkansas, tying for the second most in a single game in school history.

- Following the 2022 season, Daniels led all of college football in total QBR at 90.0, which ranks 22nd since ESPN began tracking the statistic.

- Defenses also must account for Daniels on the ground, as he rushed for 425 yards in 2022, the most by a Jayhawk quarterback since Bill Whittemore in 2003. His seven rushing touchdowns were also the most by a Jayhawk quarterback since Whittemore in 2003.

DANIELS TOP-10 CAREER MARKS

CATEGORY	MARK (RANK)
Passing Yards	4,297 (8th)
Completions	365 (6th)
Touchdown Passes	31 (4th)
Completion %	63.6% (1st)
500-yard Passing Games	1 (1st)

ROCK CHALK RETURNERS

- According to ESPN's Bill Connelly, Kansas is among the nation's leaders in returning production, returning 85% of its production from 2022 (No. 2 in the country), including a nation's leading 91% production on offense and 80% on defense (No. 10 in the country).

- Kansas brings back experience in several key areas, including 43 combined career starts at quarterback, 228 on the offensive line and 116 in the secondary.

- In addition to their returning production on the field, Kansas returns its head coach, all 10 position coaches and strength and conditioning coach for the first time in nearly 20 years. The last time Kansas returned its head coach and all 10 position coaches in consecutive seasons was the 2003-2004 seasons.

MAKING THE GRADE

- Through the first 10 games of the 2023 season, Kansas has an overall PFF grade of 90.9 which ranks second in the Big 12 Conference and 20th nationally.

- Individually, here's a look at the top-five graded players in Kansas' game against Texas Tech.

Offense (20 or more snaps):

1.	Dominick Puni	69.2
2.	Mason Fairchild	67.5
3.	Kobe Baynes	66.1
4.	Ar'maj Reed-Adams	66.0
5.	Cole Ballard	65.4

Defense (20 or more snaps):

1.	OJ Burroughs	89.8
2.	Marvin Grant	77.2
3.	Cornell Wheeler	76.1
4.	Kalon Gervin	76.0
5.	DJ Withers	68.5

THE UNIVERSITY OF KANSAS GATEWAY DISTRICT

- On August 15, the University of Kansas and Kansas Athletics announced its plans for the transformational Gateway District, which will feature a reimagined David Booth Kansas Memorial Stadium, a new conference center and multi-use facilities that will enable year-round use and drive economic development in Lawrence. Plans for the district also include a combination of new retail, dining and other amenities that will drive student recruitment and enhance the campus experience for KU students and employees.



The Jayhawk IMG Radio Network has a footprint stretching across the state of Kansas, providing a highly efficient way to reach multiple demographics and an attentive audience through a single partnership. The Jayhawks are able to offer both local and state-wide exposure during the official pre-game shows, play-by-play broadcast and post-game show.

Abilene/Salina	KDJM-101.7 FM
Coffeyville	KGGF-104.1 FM
*Concordia	KNCK-94.9 FM
Dodge City	KGNO-137.0 AM
Emporia	KVOE-1400 AM
Fort Scott	KMDO-1600 AM
Fort Scott	KOMB-103.9 FM
Garden City	KBUF-103.0 AM
Glen Elder	KZDY-96.3 FM
Goodland/Colby	KWGB-97.9 FM
Great Bend	KBGL-106.9 FM
Hays	KAYS-1400 AM
Hutchinson	KSKU-94.7 FM
Iola	KIOL-137.0 AM
Kansas City	KCTE-1510 AM
Kansas City	KCTE-99.3 FM
Kansas City	WHB-810 AM
Lawrence	KLWN-1320 AM
Lawrence	KLZR-105.9 FM
Liberal	KSCB-1270 AM
Marysville	KNDY-95.5 FM
Parsons	KLKC-1540 AM
*Parsons	KLKC-93.5 FM
Phillipsburg	KKAN-1490 AM
Phillipsburg	KQMA-92.5 FM
Russell	KRSL-95.9 FM
Topeka	KMAJ 1440 AM
*Topeka	KWIC 99.3 FM
Wellington	KLEY-100.3 FM
Wichita	KKGQ 92.3 FM

*carries games only (does not carry Hawk Talk)

-- affiliates subject to change, check your local listings

JAYHAWKS IN THE NFL

As of November 12, 2023

Player	Year	Team (Status)
Hakeem Adeniji	4th	Minnesota Vikings (Active)
Dorance Armstrong, Jr.	6th	Dallas Cowboys (Active)
Earl Bostick, Jr.	1st	Dallas Cowboys (PS)
Kyron Johnson	2nd	Pittsburgh Steelers (PS)
Kwamie Lassiter II	2nd	Cincinnati Bengals (PS)
Lonnie Phelps, Jr.	1st	Cleveland Browns (PS)
Steven Sims, Jr.	5th	Houston Texas (PS)



• The project will be completed in a multi-phased approach. The first phase of the project will include additional renovations to, and expansion of, Anderson Family Football Complex, the training hub for Kansas Football. Additionally, the first phase will include the construction of new southwest, west, and north sides of David Booth Kansas Memorial Stadium, as well as a new conference center on the north end.

• Construction on the first phase will begin at the conclusion of the 2023 football season and will be completed by the beginning of the 2025 season. Kansas Football will continue to play at David Booth Kansas Memorial Stadium during construction and will have reduced capacity for the 2024 season.

• For more information on the Gateway District, visit KUGatewayDistrict.com.

NEW LOCKER ROOM AND WEIGHT ROOM

- Unveiled in early August, Kansas Football has a new state-of-the-art locker room and weight room.
- The locker room is a 8,000-square foot space that is equipped with 124 lockers that feature super custom cushioned seats designed specifically for football players.
- The lockers are also equipped with extensive storage space for players, air flow to dry equipment, designated space for shoulder pads, shoe storage and more.
- The weight room features state-of-the-art equipment that is customized for the pressure training needs of the team. The equipment is brand new throughout the weight room.
- The weight room features 15,000-square feet and is equipped with 18 platform weight racks and a new artificial turf area.
- Kansas' new weight room also features a major investment into sports science with more force plates and 1080sprint, a portable resistance training and testing device for sprints and change of direction movements

KANSAS VS. KANSAS STATE CONNECTIONS

- Kansas State head coach Chris Klieman served as a graduate assistant for Kansas in 1997. He will face off against the Jayhawks for the fifth time while the head coach at Kansas State.
- Kansas assistant Sean Snyder spent more than two decades at Kansas State, where he served as special teams coordinator/associate head coach from 2011-18 and special teams analyst in 2019 before moving to USC.
- Kansas offensive line coach Scott Fuchs coached with Klieman at North Dakota State from 2011-13, where Fuchs served as the offensive line coach from 2009-13. Klieman coached defensive backs in 2011 and served as the defensive coordinator from 2012-13.
- When Fuchs was the offensive line coach at Nebraska-Omaha, Kansas State offensive line coach Conor Riley served as his graduate assistant from 2003-05.
- Kansas defensive backs coach Jordan Peterson played under Kansas State assistant coach/passing game coordinator Van Malone at Texas A&M from 2006-09. Peterson received his bachelor's degree in sport management along with his masters in education curriculum and instruction from Texas A&M.
- Kansas State defensive ends coach Buddy Wyatt served as the defensive line coach at Kansas from 2010-14 under Turner Gill and Charlie Weis.
- Kansas State wide receivers coach Matthew Middleton was at Kansas as a graduate assistant in 2012.

DAVID BOOTH KANSAS MEMORIAL STADIUM HISTORY

- Saturday's game between Kansas and Kansas State marks the final game played in David Booth Kansas Memorial Stadium as we know it, as the home of the Jayhawks takes on significant changes following the 2023 season with the transformation of the University of Kansas Gateway Project.

KANSAS FOOTBALL HISTORY

MOST WINS IN A SINGLE SEASON

	WINS	FINAL RECORD	YEAR
1.	12	12-1	2007
2.	10	10-2	1995
	10	10-1	1905
	10	10-1	1899
5.	9	9-2	1968
	9	9-0	1908
6.	8 (7x)	8-5	2008
		8-4	1992
		8-4	1981
		8-2	1951
		8-1-2	1947
		8-1	1909
		8-1-1	1904
13.	7 (13x)	7-3	2023
		7-5	2005
		7-5	1975
		7-4-1	1973
		7-3-1	1961
		7-2-1	1960
		7-3	1952
		7-3	1948
		7-2-1	1946
		7-1-0	1898
		7-3	1896
		7-1-0	1892
		7-0-1	1891

- David Booth Kansas Memorial Stadium has been the home of the Jayhawks since 1921 and has played host to some historic moments.
- **Oct. 29, 1921** - In the first game in Memorial Stadium, the Jayhawks defeated Kansas State, 21-7, in front of 5,160 fans. When the stadium opened, the east and west side stands were completed with a capacity of 22,000. The final game of the 1921 season saw KU down Missouri, 15-9, before 15,480 fans.
- **Oct. 2, 1931** - On a Friday night, Oct. 2, Kansas hosted the Haskell Indians in the first-ever home night game in Jayhawk football history. The concept for a night game came from KU athletics director Phog Allen, who was able to transport portable lights that were borrowed from Haskell Stadium (also in Lawrence) and put them in place at Memorial Stadium. In front of 11,000 fans, Haskell surprised KU with a 6-0 victory.
- **Oct. 14, 1967** - Kansas records its first win over a top-10 ranked team at home, defeating No. 8 Nebraska 10-0. Nov. 23, 1991 - Running back "Tuxedo" Tony Sands set an NCAA single-game record by rushing for 396 yards on 58 carries in a 53-29 win against Missouri in Lawrence. Sands was later named Offensive Player of the Year in the Big Eight Conference.
- **Oct. 4, 1994** - Head Coach Terry Allen led the Jayhawks to a 20-17 victory over the Oklahoma Sooners, marking Kansas' 500th victory in program history.
- **Nov. 3, 2007** - Kansas scored a program record 76 points in a 76-39 victory over Nebraska in 2007. In the win, quarterback Todd Reesing threw a school record six touchdown passes.
- **Nov. 5, 2022** - Head Coach Lance Leipold led Kansas to a 37-16 victory over No. 18 Oklahoma State, making Kansas bowl eligible for the first time in nearly 15 years. The win also ended a 44-game losing streak to ranked opponents.

UP NEXT: AT CINCINNATI

- Kansas will finish off its regular season schedule by traveling to Cincinnati, Ohio to take on the Cincinnati Bearcats on Saturday, November 25. The meeting between the Jayhawks and Bearcats will be the third in the series history and the first as members of the Big 12 Conference. The two teams last played in 1997 in Cincinnati, which the Bearcats won, 34-7. Kansas won the inaugural matchup in 1995 in Lawrence, 23-18.

MILESTONE WATCH

Career Passing Yards

6	Mike Norseth	4,677
7	Chip Hilleary	4,598
8	Jalon Daniels	4,297
9	Bill Whittmore	4,051
10	Jason Bean	3,963

Career Passing Touchdowns

1	Todd Reesing	90
2	Carter Stanley	37
3	David Jaynes	35
4	Jalon Daniels	31
5	Jason Bean	30
	Frank Seurer	30

Career Rushing Yards

1	June Henley	3,841
2	Tony Sands	3,788
3	James Sims	3,592
4	Laverne Smith	3,074
5	Devin Neal	2,762

Career Rushing Touchdowns

1	June Henley	41
2	James Sims	34
3	Tony Sands	28
4	Devin Neal	27

Career Receptions

8	Dexton Fields	129
9	Clark Green	122
10	Richard Estell	117
11	Luke Grimm	116
12	Lawrence Arnold	110

Career Receiving Yards

6	Richard Estell	1,997
7	Emmett Edwards	1,808
8	Bob Johnson	1,779
9	Lawrence Arnold	1,636
	Brandon Rideau	1,636
11	Marcus Henry	1,599
12	Termaine Fulton	1,565
13	Kwamie Lassiter II	1,550
14	Quintin Smith	1,547
15	Harrison Hill	1,535
16	Luke Grimm	1,522

Career Receiving Touchdowns

1	Dezmon Briscoe	31
2	Steven Sims Jr.	19
3	Kerry Meier	18
4	Willie Vaughn	17
	Bruce Adams	17
6	Mark Simmons	16
7	Dexton Fields	15
8	Luke Grimm	14
	Brandon Rideau	14

Career Receptions by a Tight End

1	Derek Fine	98
2	John Mosier	87
3	Jimmay Mundine	86
4	Mason Fairchild	78
	John Baker	78

Career Tackles

4	Joe Dineen Jr.	386
5	Kyle McNorton	381
6	Kenny Logan Jr.	361

Career Tackles by a Defensive Back

1	Kenny Logan Jr.	352
2	Leroy Irvin	347
3	Darrell Stuckey	295
4	Chris Harris	290

Career All-Purpose Yards

6	David Winbush	2,910
7	Tony Sands	3,894
8	Laverne Smith	3,402
9	Ray Evans	3,259
10	Charlie Hoag	3,233
11	Devin Neal	3,214

Career Total Offense Yards

6	Bill Whittmore	5,134
7	Mike Norseth	4,996
8	Jalon Daniels	4,899
9	Jason Bean	4,754
10	David Jaynes	4,639

Career Touchdowns

1	June Henley	43
2	Bobby Douglass	39
3	James Sims	36
4	Dezmon Briscoe	33
5	Devin Neal	30

OPPONENT BREAKDOWN



KANSAS STATE WILDCATS
7-3, 5-2 BIG 12



HEAD COACH CHRIS KLIEMAN
Career Record: 37-23 (11th season)
Record at KSU: 109-36 (5th season)

KANSAS STATE STATISTICAL LEADERS

PASSING	Comp	Att	Yds	Int	Pct	TD	YPG
Will Howard	182	285	2,190	8	63.9	21	219.0
Avery Johnson	23	35	301	0	65.7	3	43.0

RUSHING	Att	Yds	Avg	TD	Lg	Avg/G
DJ Giddens	143	859	6.0	7	43	85.9
Treshaun Ward	106	532	5.0	4	20	59.1
Will Howard	66	287	4.3	7	70	28.7

RECEIVING	Rec	Yds	Avg	TD	Lg	Avg/G
Phillip Brooks	49	554	11.3	5	40	55.4
Ben Sinnott	35	501	14.3	4	42	50.1
DJ Giddens	26	282	10.8	2	61	28.2
Keagan Johnson	18	174	9.7	1	20	21.8

DEFENSE	Solo	Ast	Total	TFL-Yds	Sacks-Yds	INT-Yds
Austin Moore	33	21	54	10.0-20	1.5-8	0-0
Kobe Savage	32	19	51	2.5-6	0-0	2-7
Marques Sigle	38	13	51	3.0-11	0-0	0-0
Will Lee III	30	10	40	1.5-2	0-0	0-0
Desmond Purnell	25	15	40	3.5-11	0.5-4	1-0

LAST MEETING

KANSAS FALLS IN REGULAR SEASON FINALE AT NO. 12 K-STATE

Nov. 26, 2022 | Manhattan, Kan. | Bill Snyder Family Stadium

	1	2	3	4	Final
Kansas (6-6)	7	14	0	6	27
KSU (9-3)	23	7	7	10	47

SCORING SUMMARY

TEAM	TD/FG	QTR	TIME	DRIVE	KSU	KU
KSU	TD	1st	13:05	Knowles 5 Yd Run (Zentner Kick)	1 Plays, 5 Yards, 0:05	7 0
KU	TD	1st	7:49	Locklin 13 Yd Run (Piepergerdes Kick)	9 Plays, 75 Yards, 5:16	7 7
KSU	TD	1st	5:06	Wheeler 42 Yd pass from Howard (Zentner Kick)	7 Plays, 75 Yards, 2:43	14 7
KSU	SFTY	1st	4:11	Team Safety	--	16 7
KSU	TD	1st	1:37	Knowles 4 Yd Run (Zentner Kick)	9 Plays, 61 Yards, 2:28	23 7
KU	TD	2nd	11:56	Neal 11 Yd Run (Piepergerdes Kick)	11 Plays, 75 Yards, 4:41	23 14
KSU	TD	2nd	9:09	Brooks 14 Yd pass from W. Howard (Zentner Kick)	5 Plays, 92 Yards, 2:42	30 14
KU	TD	2nd	4:57	Neal 3 Yd Run (Piepergerdes Kick)	7 Plays, 75 Yards, 4:12	30 21
KSU	TD	3rd	6:59	Vaughn 1 Yd Run (Zentner Kick)	8 Plays, 38 Yards, 4:15	37 21
KU	TD	4th	13:39	Daniels 1 Yd Run (Fairchild pass from Bean failed)	16 Plays, 75 Yards, 8:20	37 27
KSU	FG	4th	11:00	Zentner 27 Yd Field Goal	6 Plays, 22 Yards, 2:28	40 27
KSU	TD	4th	4:30	Giddens 5 Yd Run (Zentner Kick)	8 Plays, 85 Yards, 4:44	47 27

MANHATTAN, Kan. — The Kansas Jayhawks dropped their final regular season game to the No. 12 ranked Kansas State Wildcats 47-27 in the Dillons Sunflower Showdown at Bill Snyder Family Stadium.

Running back Devin Neal rushed for two touchdowns and quarterback Jalon Daniels was 20-for-32 for 168 yards. Daniels also added 51 yards on the ground, including one touchdown.

Kansas State received the opening kickoff and was forced to punt after the KU defense made the Wildcats go 3 and out. Kansas muffed the punt on the 7-yard line and the ball was recovered by K-State at the 5-yard line.

On the next play, K-State's Malik Knowles ran into the end zone to give K-State a 7-0 lead less than two minutes into the game.

Kansas would respond right away on its first offensive possession. The Jayhawks marched 75 yards in nine plays over 5:16. A 12-yard rushing touchdown by running back Torry Locklin tied the game at 7-7 with 7:49 left in the first quarter.

K-State would regain the lead on the following possession. Quarterback Will Howard threw a 42-yard touchdown pass to a wide-open Sammy Wheeler to make the score 14-7.

KU would cut into the deficit with an 11-play, 75-yard that ended with an 11-yard touchdown run by Neal. Daniels had a 25-yard scramble on the drive to help move KU into K-State territory. The touchdown made the score 23-14 with 11:56 remaining in the first half.

After an 80-yard screen pass to running back Deuce Vaughn, Howard completed a 14-yard touchdown pass to wide receiver Phillip Brooks. K-State extended its lead to 30-14 with 9:09 remaining until the break.

The Kansas offense once again answered with a 75-yard drive in seven plays. A 33-yard pass from Daniels to wide receiver Luke Grimm moved the ball past midfield. Then, a pass interference penalty near the goal line set Kansas up at the three-yard line. Neal would punch it in from three yards out for his second touchdown of the evening, trimming the score to 30-21 with 4:57 remaining in the first half.

The scoring for both sides would slow down for the final five minutes of the half. Defensive end Lonnie Phelps had a strip sack and defensive tackle Caleb Sampson scooped up the fumble with 1:25 to go in the half. The Jayhawks were unable to do anything with the takeaway. K-State led 30-21 at halftime.

After a fumble by KU on its second offensive possession of the second half, K-State took over at the Kansas 38-yard line. K-State would turn that into a touchdown on a one-yard touchdown run by Vaughn. The score made it 37-21 with 6:59 to go in the third quarter.

Kansas responded on its next possession. The Jayhawks drove 75 yards over 16 plays that lasted 8:20. The drive ended with a one-yard touchdown run by Daniels. A failed two-point conversion made the score 37-27 with 13:39 remaining in the game.

Knowles would receive the kickoff for K-State and returned it 69 yards to the Kansas 31-yard line. K-State converted that into a 27-yard field goal to make the score 40-27. The Wildcats then added another touchdown late in the fourth quarter to push the score to 47-27.

TEAM STATISTICS

	KSU	KU
First Downs	20	20
Net Yards Rushing	230	127
Net Yards Passing	213	180
Total Offense Yards	443	307
Punts-Yards	3-188	5-190
Kickoff-Yards	8-514	6-387
Punt Returns: Number-Yards-TD	1-5-0	1-2-0
Kickoff Returns: Number-Yds-TD	4-135-0	1-9-0
Interceptions: Number-Yds-TD	0-0-0	0-0-0
Fumble Returns: Number-Yds-TD	0-0-0	1-0-0
Possession Time	29:00	31:00
Third-Down Conversions	7-13	6-12
Fourth-Down Conversions	1-1	1-1
Red-Zone Scores-Chances	6-6	4-4
Touchdowns	5-6	4-4
Field Goals	1-6	0-4
Sacks By: Number-Yards	1-2	2-8
PAT Kicks	6-6	3-3
2Pts Conversions	0-0	0-1
Field Goals	1-1	0-0
Points off Turnover	14	0

PLAYER STATISTICS

Rushing	Att.	Yards	TD	Long	Avg.
Devin Neal	16	59	2	11	3.7
Jalon Daniels	8	51	1	25	6.4
Torry Locklin	6	17	1	12	2.8
Passing	Comp/Att/Int	Yards	TD	Long	Avg.
Jalon Daniels	20-32-0	168	0	33	8.4
Jason Bean	1-1-0	12	0	12	12.0
Receiving	Rec.	Yards	YAC	TD	Long
Mason Fairchild	4	41	9	0	16
Lawrence Arnold	4	26	14	0	10
Jared Casey	4	23	12	0	11
Defensive	Tackles	Sacks-yds	TFL-Yds	FF/FR	INT
Craig Young	8	1.0-5	1.0-5	1-0	0
Kenny Logan Jr.	6	0-0	0.5-1	0-0	0
Lonnie Phelps	5	1.0-3	1.0-3	1-0	0

TEAM COMPARISON



NCAA TEAM RANKINGS

Category	KU	KSU
Rushing Offense	17th	14th
Passing Offense	63rd	49th
Total Offense	38th	20th
Scoring Offense	31st	12th
Rushing Defense	88th	31st
Passing Defense	62nd	86th
Total Defense	74th	47th
Scoring Defense	64th	21st
Net Punting	36th	77th
Punt Returns	1st	100th
Kickoff Returns	64th	82nd
Turnover Margin	35th	17th
Time of Possession	56th	30th

KANSAS RANKINGS

Category	Avg./Game	Big 12	NCAA
Rushing Offense	199.0	5th	17th
Passing Offense	226.0	10th	63rd
Total Offense	425.0	7th	36th
Scoring Offense	32.7	5th	31st
Rushing Defense	160.8	9th	88th
Passing Defense	225.0	5th	62nd
Total Defense	385.8	7th	74th
Scoring Defense	26.2	7th	64th
Net Punting	40.3	7th	36th
Punt Returns	26.5	1st	1st
Kickoff Returns	20.2	10th	64th
Turnover Margin	0.3	6th	35th
Time of Possession	30:22	7th	56th

KANSAS STATE RANKINGS

Category	Avg./Game	Big 12	NCAA
Rushing Offense	202.1	4th	14th
Passing Offense	250.4	7th	49th
Total Offense	452.5	5th	20th
Scoring Offense	38.8	2nd	12th
Rushing Defense	119.0	2nd	31st
Passing Defense	237.0	8th	86th
Total Defense	356.0	3rd	57th
Scoring Defense	18.5	2nd	21st
Net Punting	38.3	11th	77th
Punt Returns	5.5	11th	100th
Kickoff Returns	18.9	12th	82nd
Turnover Margin	0.7	3rd	17th
Time of Possession	31:27	4th	30th

SERIES HISTORY

Series: Kansas leads 65-50-5
In Lawrence: Kansas leads 37-22-2
In Manhattan: Tied 28-28-3
since 2002

Year	Location	Result	Score
2002	Lawrence	L	0-64
2003	Manhattan	L	6-42
2004	Lawrence	W	31-28
2005	Manhattan	L	3-12
2006	Lawrence	W	39-20
2007	Manhattan	W	30-24
2008	Lawrence	W	52-21
2009	Manhattan	L	10-17
2010	Lawrence	L	7-59
2011	Lawrence	L	21-59
2012	Manhattan	L	16-56
2013	Lawrence	L	10-31
2014	Manhattan	L	13-51
2015	Lawrence	L	14-45
2016	Manhattan	L	19-34
2017	Lawrence	L	20-30
2018	Manhattan	L	17-21
2019	Lawrence	L	10-38
2020	Manhattan	L	14-55
2021	Lawrence	L	10-35
2022	Manhattan	L	27-47



MISSOURI STATE

Sept. 1, 2023 | W, 48-17
David Booth Kansas Memorial Stadium
Lawrence, Kan. | TV: Big 12 NOW / ESPN+

2023 SCHEDULE

Sept. 1	at Kansas	L, 17-48
Sept. 9	at UT-Martin	L, 31-38
Sept. 23	UTAH TECH	W, 59-14
Sept. 30	at Southern Illinois	L, 20-33
Oct. 7	NORTH DAKOTA STATE	L, 10-38
Oct. 14	at Western Illinois	W, 48-7
Oct. 21	MURRAY STATE	W, 28-24
Oct. 28	at Youngstown State	L, 28-44
Nov. 4	ILLINOIS STATE	L, 35-36
Nov. 11	NORTHERN IOWA	W, 35-16
Nov. 18	at South Dakota State	

2023 Record: 4-6 (3-4 MVC)



ILLINOIS

Sept. 8, 2023 | W, 34-23
David Booth Kansas Memorial Stadium
Lawrence, Kan. | TV: ESPN2

2023 SCHEDULE

Sept. 2	TOLEDO	W, 30-28
Sept. 8	at Kansas	L, 23-34
Sept. 16	PENN STATE	L, 13-30
Sept. 23	FLORIDA ATLANTIC	W, 23-17
Sept. 30	at Purdue	L, 19-44
Oct. 6	NEBRASKA	L, 7-20
Oct. 14	at Maryland	W, 27-24
Oct. 21	WISCONSIN	L, 21-25
Nov. 4	at Minnesota	W, 27-26
Nov. 11	INDIANA	W, 48-45
Nov. 18	at Iowa	
Nov. 25	NORTHWESTERN	

2023 Record: 5-5 (3-3 Big 10)



NEVADA

Sept. 16, 2023 | W, 31-24
Mackey Stadium
Reno, Nev. | TV: CBS Sports Network

2023 SCHEDULE

Sept. 2	at USC	L, 14-66
Sept. 9	IDAHO	L, 6-33
Sept. 16	KANSAS	L, 24-31
Sept. 23	at Texas State	L, 24-35
Sept. 30	at Fresno State	L, 9-27
Oct. 14	UNLV	L, 27-45
Oct. 21	at San Diego State	W, 6-0
Oct. 28	NEW MEXICO	W, 34-24
Nov. 4	HAWAII	L, 14-27
Nov. 11	at Utah State	L, 24-41
Nov. 18	at Colorado State	
Nov. 25	WYOMING	

2023 Record: 2-8 (2-4 MWC)



BYU

Sept. 23, 2023 | W, 38-27
David Booth Kansas Memorial Stadium
Lawrence, Kan. | TV: ESPN

2023 SCHEDULE

Sept. 2	SAM HOUSTON	W, 14-0
Sept. 9	SOUTHERN UTAH	W, 41-16
Sept. 16	at Arkansas	W, 38-31
Sept. 23	at Kansas	L, 27-38
Sept. 29	CINCINNATI	W, 35-27
Oct. 14	at TCU	L, 11-44
Oct. 21	TEXAS TECH	W, 27-14
Oct. 28	at Texas	L, 6-35
Nov. 4	at West Virginia	L, 7-37
Nov. 11	IOWA STATE	L, 13-45
Nov. 18	OKLAHOMA	
Nov. 25	at Oklahoma State	

2023 Record: 5-5 (2-5 Big 12)



TEXAS

Sept. 30, 2023 | L, 14-40
DKR-Texas Memorial Stadium
Austin, Texas | TV: ABC

2023 SCHEDULE

Sept. 2	RICE	W, 37-10
Sept. 9	at Alabama	W, 34-24
Sept. 16	WYOMING	W, 31-10
Sept. 23	at Baylor	W, 38-6
Sept. 30	KANSAS	W, 40-14
Oct. 7	OKLAHOMA (Dallas)	L, 30-34
Oct. 21	at Houston	W, 31-24
Oct. 28	BYU	W, 35-6
Nov. 4	KANSAS STATE	W, 33-30 (OT)
Nov. 11	at TCU	W, 29-26
Nov. 18	at Iowa State	
Nov. 24	TEXAS TECH	

2023 Record: 9-1 (6-1 Big 12)



UCF

Oct. 7, 2023 | W, 51-22
David Booth Kansas Memorial Stadium
Lawrence, Kan. | TV: FOX

2023 SCHEDULE

Aug. 31	KENT STATE	W, 56-6
Sept. 9	at Boise State	W, 18-16
Sept. 16	VILLANOVA	W, 48-14
Sept. 23	at Kansas State	L, 31-44
Sept. 30	BAYLOR	L, 35-36
Oct. 7	at Kansas	L, 22-51
Oct. 21	at Oklahoma	L, 29-31
Oct. 28	WEST VIRGINIA	L, 28-41
Nov. 4	at Cincinnati	W, 28-26
Nov. 11	OKLAHOMA STATE	W, 45-3
Nov. 18	at Texas Tech	
Nov. 25	HOUSTON	

2023 Record: 5-5 (2-5 Big 12)



OKLAHOMA STATE

Oct. 14, 2023 | L, 32-39
Boone Pickens Stadium
Stillwater, Okla. | TV: FS1

2023 SCHEDULE

Sept. 2	CENTRAL ARKANSAS	W, 27-13
Sept. 9	at Arizona State	W, 27-15
Sept. 16	SOUTH ALABAMA	L, 7-33
Sept. 23	at Iowa State	L, 27-34
Oct. 6	KANSAS STATE	W, 29-21
Oct. 14	KANSAS	W, 39-32
Oct. 21	at West Virginia	W, 48-34
Oct. 28	CINCINNATI	W, 45-13
Nov. 4	OKLAHOMA	W, 27-24
Nov. 11	at UCF	L, 3-45
Nov. 18	at Houston	
Nov. 25	BYU	

2023 Record: 7-3 (5-2 Big 12)



OKLAHOMA

Oct. 28, 2023 | W, 38-33
David Booth Kansas Memorial Stadium
Lawrence, Kan. | TV: FOX

2023 SCHEDULE

Sept. 2	ARKANSAS STATE	W, 73-0
Sept. 9	SMU	W, 28-11
Sept. 16	at Tulsa	W, 66-17
Sept. 23	at Cincinnati	W, 20-6
Sept. 30	IOWA STATE	W, 50-20
Oct. 7	vs. Texas (Dallas)	W, 34-30
Oct. 21	UCF	W, 31-29
Oct. 28	at Kansas	L, 33-38
Nov. 4	at Oklahoma State	L, 24-27
Nov. 11	WEST VIRGINIA	W, 59-20
Nov. 18	at BYU	
Nov. 24	TCU	

2023 Record: 8-2 (5-2 Big 12)



IOWA STATE

Nov. 4, 2023 | 6:00 p.m. CT
Jack Trice Stadium
Ames, Iowa | TV: ESPN

2023 SCHEDULE

Sept. 2	NORTHERN IOWA	W, 30-9
Sept. 9	IOWA	L, 13-20
Sept. 16	at Ohio	L, 7-10
Sept. 23	OKLAHOMA STATE	W, 34-27
Sept. 30	at Oklahoma	L, 20-50
Oct. 7	TCU	W, 27-14
Oct. 14	at Cincinnati	W, 30-10
Oct. 28	at Baylor	W, 30-18
Nov. 4	KANSAS	L, 21-28
Nov. 11	at BYU	W, 45-13
Nov. 18	TEXAS	
Nov. 25	at Kansas State	

2023 Record: 6-4 (5-2 Big 12)



TEXAS TECH

Nov. 11, 2023 | L, 13-16
David Booth Kansas Memorial Stadium
Lawrence, Kan. | TV: FS1

2023 SCHEDULE

Sept. 2	at Wyoming	L, 33-35
Sept. 9	OREGON	L, 30-38
Sept. 16	TARLETON STATE	W, 41-3
Sept. 23	at West Virginia	L, 13-20
Sept. 30	HOUSTON	W, 49-28
Oct. 7	at Baylor	W, 39-14
Oct. 14	KANSAS STATE	L, 21-38
Oct. 21	at BYU	L, 14-27
Nov. 2	TCU	W, 35-28
Nov. 11	at Kansas	W, 16-13
Nov. 18	UCF	
Nov. 24	at Texas	

2023 Record: 5-5 (4-3 Big 12)



KANSAS STATE

Nov. 18, 2023 | 6:00 p.m. CT
David Booth Kansas Memorial Stadium
Lawrence, Kan. | TV: FS1

2023 SCHEDULE

Sept. 2	SE MISSOURI STATE	W, 45-0
Sept. 9	TROY	W, 42-13
Sept. 16	at Missouri	L, 27-30
Sept. 23	UCF	W, 44-31
Oct. 6	at Oklahoma State	L, 21-29
Oct. 14	at Texas Tech	W, 38-21
Oct. 21	TCU	W, 41-3
Oct. 28	HOUSTON	W, 41-0
Nov. 4	at Texas	L, 30-33 (OT)
Nov. 11	BAYLOR	W, 59-25
Nov. 18	at Kansas	
Nov. 25	IOWA STATE	

2023 Record: 7-3 (5-2 Big 12)



CINCINNATI

Nov. 25, 2023 | TBA
Nippert Stadium
Cincinnati, Ohio

2023 SCHEDULE

Sept. 2	EASTERN KENTUCKY	W, 66-13
Sept. 9	at Pittsburgh	W, 27-21
Sept. 16	MIAMI (OH)	L, 24-31
Sept. 23	OKLAHOMA	L, 6-20
Sept. 29	at BYU	L, 27-35
Oct. 14	IOWA STATE	L, 10-30
Oct. 21	BAYLOR	L, 29-32
Oct. 28	at Oklahoma State	L, 13-45
Nov. 4	UCF	L, 26-28
Nov. 11	at Houston	W, 24-14
Nov. 18	at West Virginia	
Nov. 25	KANSAS	

2023 Record: 3-7 (1-6 Big 12)



LANCE LEIPOLD HEAD COACH

Lance Leipold, a six-time National Champion, a five-time conference coach of the year and the fastest coach in NCAA history to reach 100 career wins, was named the 41st head coach in Kansas Football history on April 30, 2021.

Leipold's track record as a program builder showed itself early in his time in Lawrence, leading the Jayhawks to its first-ever program win in Austin, Texas in 2021, followed by Kansas' first-ever win over West Virginia in Morgantown in 2022. In just his second year at the helm, Leipold engineered Kansas to its first 5-0 start of the season since 2009, guiding Kansas to its first national rankings in 675 weeks. Soon after, Kansas Football hosted ESPN's College GameDay for the first time in program history on October 8, 2022.

Leipold helped Kansas to secure its first bowl eligibility with a win over No. 18 Oklahoma State on November 5, 2022, giving Kansas its first bowl berth since 2008. Kansas' ranked win was the first since 2010, snapping a 44-game losing streak to AP ranked opponents, while it was Kansas's first ranked win against a conference opponent at home since 2005.

Leipold arrived at Kansas after a successful six-year stay at Buffalo, where in his final three seasons, he posted three straight winning seasons for the first time in 20 years. He won 24 games over the final three seasons, which included a seven-game shortened-season schedule in 2020 because of the COVID-19 pandemic, marking the most successful three-year run in Buffalo history.

A proven winner with a strong track record for player development, Leipold served as the head coach at Wisconsin-Whitewater for eight seasons from 2007 to 2014, capturing six NCAA Division III national

championships and tallying an astounding record of 109-6.

After taking over a rebuilding Buffalo program that went 7-17 in his first two seasons, Leipold put together a record of 30-16 over his final four seasons, including three bowl appearances and two bowl victories with the Bulls.

Leipold had a 2020 season at Buffalo that brought unprecedented success to the program. The Bulls went a perfect 5-0 in the regular season and won the MAC East Division title for the second-straight year. Leipold's squad also beat Marshall in the Camellia Bowl for the program's second ever bowl win and second in as many years.

Buffalo also appeared in the Associated Press Top 25 at No. 24 on December 6, 2020, marking the first-time in school history the Bulls appeared in the national rankings. The team finished the season ranked 25th in both the AP poll and the Amway Coaches Poll. Leipold was named the MAC Coach of the Year for the second time in his career after the record-breaking season.

Showcasing his pristine reputation for player development and a keen eye for recruiting, Buffalo tied a school-record with 12 All-MAC selections in 2020, all of whom were recruited by Leipold. Running back Jaret Patterson led the way, rushing for 1,072 yards in just six games, including a 409-yard performance against Kent State, which is the second-best performance in FBS history.

Patterson was named the winner of the Vern Smith Leadership Award, given to the MVP of the MAC and was also named the MAC Offensive Player of the Year under Leipold's tutelage.



THE LEIPOLD FILE

Position:	Head Coach
Alma Mater:	Wisconsin-Whitewater, 1987
Wife:	Kelly
Children:	Lindsey and Landon

COACHING HISTORY

2021-present	Kansas (Head Coach)
2015-21	Buffalo (Head Coach)
2007-14	Wisconsin Whitewater (Head Coach)
2004-06	Nebraska-Omaha (Assistant Head Coach/Offensive Coordinator)
2001-03	Nebraska (Administrative Assistant/Recruiting)
1991-93	Wisconsin (Graduate Assistant)
1990	Wisconsin-Whitewater (Assistant Coach)
1989	Doane (Assistant Coach)
1988	Wisconsin-Whitewater (Wide Receivers)
1987	Wisconsin-Whitewater (Quarterbacks)

Buffalo also had 12 all-conference players in 2019, a season that culminated in the school's first-ever bowl victory – a 31-9 win over Charlotte in the Makers Wanted Bahamas Bowl. The 2019 team featured one of the best defenses in the school's history. Buffalo ranked seventh nationally in total defense, allowing 291.9 yards per game. The Bulls were also fourth nationally against the run, allowing 94.2 yards per game.

In 2018, Buffalo won 10 games in a season for the first time ever in program history. Leipold's team went 7-1 in MAC play and won the East Division title. The Bulls also won 42-13 at Rutgers, marking the school's first-ever win over a Power 5 opponent. He was named the MAC Coach of the Year and was also a semifinalist for the George Munger College Coach of the Year Award.

In that 2018 season, the Buffalo offense had a record-breaking season. Buffalo scored 484 points, 64 touchdowns and totaled 5,803 yards of total offense, establishing new school records in each category. Quarterback Tyree Jackson was named the MAC Offensive Player of the Year, while Patterson earned MAC Freshman of the Year honors.

In Leipold's third season in 2017, the Bulls gained bowl

eligibility for just the third time as an FBS program. The Bulls offense averaged 432 yards per game and led the conference in passing yards per game at 291. Showing an ability for explosive plays, Buffalo produced 20 plays of 45 or more yards on the season.

Leipold became the head coach at Buffalo in December of 2014 after a triumphant career as the head coach at Wisconsin-Whitewater, which saw him earn six National Coach of the Year awards. In his first season there in 2007, the Warhawks went 14-1 and won the Division III national championship. In 2008, the team made it back to the title game and fell to Mount Union.

Wisconsin-Whitewater then went 45-0 over the next three seasons, winning three straight national championships. After a 7-3 campaign in 2012, Whitewater went 30-0 combined in 2013 and 2014 winning two more national titles with Leipold at the helm.

During his time there, Warhawk players totaled 56 All-America honors, with running back Justin Beaver winning the Gagliardi Trophy as the top player in Division III. Brent Allen won the Division III Rimington Award as the top center. Running back Levell Coppage

earned D3Football.com Offensive Player of the Year honors, while Cole Klotz won those honors on the defensive side.

Leipold, a native of Jefferson, Wisconsin, began his coaching career at Whitewater in 1987 as a quarterbacks coach. He moved to the University of Wisconsin in 1991, where he served as a graduate assistant for Barry Alvarez for three seasons and helped the Badgers win a Big Ten title and a Rose Bowl appearance in 1993.

He then served as an assistant coach at Division II Nebraska-Omaha from 1994-2000, helping the Mavericks become three-time conference champions. He was promoted to offensive coordinator in 2000, before moving on to Nebraska where he worked for Frank Solich for four seasons. He then returned to Nebraska-Omaha for three years as the associate head coach and offensive coordinator, before moving on to Wisconsin-Whitewater in 2007.

Leipold is a 1987 graduate of Wisconsin-Whitewater, where he was a standout quarterback.

Leipold and his wife Kelly, have a daughter, Lindsey, and a son, Landon.

YEAR-BY-YEAR AS HEAD COACH

YEAR	TEAM	RECORD	BOWL	NOTES
2023	Kansas	7-3		KU has secured its first winning season since 2008
2022	Kansas	6-7	Autozone Liberty	First Bowl game since 2008, First AP rank since 2009
2021	Kansas	2-10		First Big 12 Road win since 2008
2020	Buffalo	6-1	Camellia	Ranked No. 25
				1st Postseason Ranking in School History
2019	Buffalo	8-5	Bahamas	1st Bowl Win in School History
2018	Buffalo	10-4	Dollar General	1st 10-win Season in School History
2017	Buffalo	6-6		
2016	Buffalo	2-10		
2015	Buffalo	5-7		
2014	Wisconsin-Whitewater	15-0		Division III National Champs
2013	Wisconsin-Whitewater	15-0		Division III National Champs
2012	Wisconsin-Whitewater	7-3		
2011	Wisconsin-Whitewater	15-0		Division III National Champs
2010	Wisconsin-Whitewater	15-0		Division III National Champs
2009	Wisconsin-Whitewater	15-0		Division III National Champs
2008	Wisconsin-Whitewater	13-2		
2007	Wisconsin-Whitewater	14-1		Division III National Champs

Wisconsin-Whitewater (8 years): 109-6
Buffalo Record (6 years): 37-33
Kansas Record (3 years): 15-20
Career Record (15 years): 161-59

YEAR-BY-YEAR AS ASSISTANT COACH

YEAR	TEAM	RECORD	BOWL	NOTES
2006	Nebraska-Omaha	8-3		Division II Playoffs; Conference Champs
2005	Nebraska-Omaha	8-3		Division II Playoffs; Conference Champs
2004	Nebraska-Omaha	8-3		Conference Champs
2003	Nebraska	10-3	Alamo	Ranked No. 19
2002	Nebraska	7-7	Independence	
2001	Nebraska	11-2	Rose	Ranked No. 8
2000	Nebraska-Omaha	11-2		Division II Playoffs; Conference Champs
1999	Nebraska-Omaha	7-4		
1998	Nebraska-Omaha	9-3		Division II Playoffs; Conference Champs
1997	Nebraska-Omaha	8-3		
1996	Nebraska-Omaha	10-2		Division II Playoffs; Conference Champs
1995	Nebraska-Omaha	3-8		
1994	Nebraska-Omaha	1-10		
1993	Wisconsin	10-1-1	Rose	Ranked No. 6
1992	Wisconsin	5-6		
1991	Wisconsin	5-6		
1990	Wisconsin-Whitewater	10-1		Division III Playoffs; Conference Champs
1989	Doane	5-4-1		
1988	Wisconsin-Whitewater	9-3		Division III Playoffs; Conference Champs
1987	Wisconsin-Whitewater	7-3-1		

Head Coach at Kansas
2023 (7-3, 4-3)

DATE	OPPONENT	RESULT
9-1-23	Missouri State	W, 48-17
9-8-23	Illinois	W, 34-23
9-16-23	at Nevada	W, 31-24
9-23-23	BYU*	W, 38-27
9-30-23	at #3 Texas*	L, 14-40
10-7-23	UCF*	W, 51-22
10-14-23	at Oklahoma State*	L, 32-39
10-28-23	#6 Oklahoma*	W, 38-33
11-4-23	at Iowa State*	W, 28-21
11-11-23	Texas Tech*	L, 13-16
11-18-23	Kansas State*	
11-25-23	at Cincinnati*	

2022 (6-7, 3-6) Big 12: T-7th

DATE	OPPONENT	RESULT
9-2-22	Tennessee Tech	W, 56-10
9-10-22	at West Virginia*	W, 55-42 (OT)
9-17-22	at Houston	W, 48-30
9-24-22	Duke	W, 35-27
10-1-22	Iowa State*	W, 14-11
10-8-22	#17 TCU*	L, 31-38
10-15-22	at Oklahoma*	L, 42-52
10-22-22	at Baylor*	L, 23-35
11-5-22	#18 Oklahoma State*	W, 37-16
11-12-22	at Texas Tech*	L, 28-43
11-19-22	Texas*	L, 14-55
11-26-22	at #12 Kansas State*	L, 27-47
12-28-22	Arkansas	L, 53-55 (3OT)
AutoZone Liberty Bowl (Memphis, Tenn.)		

(2-10, 1-8) Big 12: 10th

DATE	OPPONENT	RESULT
9-3-21	South Dakota	W, 17-14
9-10-21	at Coastal Carolina	L, 22-49
9-18-21	Baylor*	L, 7-45
9-25-21	at Duke	L, 33-52
10-2-21	at Iowa State*	L, 7-59
10-16-21	Texas Tech (HC)*	L, 14-41
10-23-21	Oklahoma*	L, 23-35
10-30-21	at Oklahoma State*	L, 3-55
11-6-21	Kansas State*	L, 10-35
11-13-21	at Texas*	W, 57-56 (OT)
11-20-21	at TCU*	L, 28-31
11-27-21	West Virginia*	L, 28-34

Head Coach at Buffalo

2020 (6-1, 5-1) MAC East: 1st

DATE	OPPONENT	RESULT
11-4-20	at Northern Illinois*	W, 49-30
11-10-20	Miami (OH)*	W, 42-10
11-17-20	at Bowling Green*	W, 42-17
11-28-20	Kent State*	W, 70-41
12-12-20	Akron*	W, 56-7
12-18-20	Ball State	L, 28-38
MAC Championship (Detroit, Mich.)		
12-25-20	Marshall	W, 17-10
Camelia Bowl (Montgomery, Ala.)		

2019 (8-5, 5-3) MAC East: T-2nd

DATE	OPPONENT	RESULT
8-29-19	Robert Morris	W, 38-10
9-7-19	at #15 Penn State	L, 13-45
9-14-19	at Liberty	L, 17-35
9-21-19	Temple	W, 38-22
9-28-19	at Miami (OH)*	L, 20-34
10-5-19	Ohio*	L, 20-21
10-19-19	at Akron*	W, 21-0
10-26-19	Central Michigan*	W, 43-20
11-2-19	at Eastern Michigan*	W, 43-13
11-14-19	at Kent State*	L, 27-30
11-20-19	Toledo*	W, 49-30
11-29-19	Bowling Green*	W, 49-7
12-20-19	Charlotte	W, 31-9
Makers Wanted Bahamas Bowl (Nassau, Bahamas)		

2018 (10-4, 7-1) MAC East: 1st

DATE	OPPONENT	RESULT
9-1-18	Delaware State	W, 48-10
9-8-18	at Temple	W, 36-29
9-15-18	Eastern Michigan*	W, 35-28
9-22-18	at Rutgers	W, 42-13
9-29-18	Army	L, 13-42
10-6-18	at Central Michigan*	W, 34-24
10-13-18	Akron*	W, 24-6
10-20-18	at Toledo*	W, 31-17
10-30-18	Miami (OH)*	W, 51-42
11-6-18	Kent State*	W, 48-14
11-14-18	at Ohio*	L, 17-52
11-23-18	at Bowling Green*	W, 44-14
11-30-18	Northern Illinois*	L, 29-30
MAC Championship (Detroit, Mich.)		
12-22-18	Troy	L, 32-42
Dollar General Bowl (Mobile, Ala.)		

2017 (6-6, 4-4) MAC East: 3rd

DATE	OPPONENT	RESULT
8-31-17	at Minnesota	L, 7-17
9-9-17	at Army	L, 17-21
9-16-17	Colgate	W, 33-10
9-23-17	Florida Atlantic	W, 34-31
9-30-17	at Kent State*	W, 27-13
10-7-17	Western Michigan	L, 68-71
10-14-17	Northern Illinois*	L, 13-14
10-21-17	Miami (OH)*	L, 14-24
10-28-17	at Akron*	L, 20-21
11-7-17	Bowling Green*	W, 38-28
11-16-17	at Ball State*	W, 40-24
11-24-17	Ohio*	W, 31-24

2016 (2-10, 1-7) MAC East: 6th

DATE	OPPONENT	RESULT
9-2-16	Albany	L, 16-22
9-17-16	at Nevada	L, 14-38
9-24-16	Army	W, 23-20
10-1-16	at Boston College	L, 3-35
10-8-16	Kent State*	L, 20-44
10-15-16	Ball State*	L, 21-31
10-22-16	at Northern Illinois*	L, 7-44
10-27-16	Akron*	W, 41-20
11-3-16	at Ohio*	L, 10-34
11-12-16	Miami (OH)*	L, 24-35
11-19-16	at Western Michigan*	L, 0-38
11-25-16	at Bowling Green*	L, 19-27

2015 (5-7, 13-5) MAC East: 4th

DATE	OPPONENT	RESULT
9-5-15	Albany	W, 51-14
9-12-15	at Penn State	L, 14-27
9-19-15	at Florida Atlantic	W, 33-15
9-26-15	Nevada	L, 21-24
10-3-15	Bowling Green*	L, 22-28
10-17-15	at Central Michigan*	L, 14-51
10-24-15	Ohio*	W, 41-17
10-29-15	at Miami (OH)*	W, 29-24
11-5-15	at Kent State*	W, 18-17
11-11-15	Northern Illinois*	L, 30-41
11-21-15	at Akron*	L, 21-42
11-27-15	Massachusetts*	L, 26-31



ALL-TIME AGAINST
(52-53) VS. DIVISION I

OPPONENT	RECORD
Akron	4-2
Albany	1-1
Arkansas	0-1
Army	1-2
Ball State	1-2
Baylor	0-2
Boston College	0-1
Bowling Green	4-2
BYU	1-0
Central Michigan	2-1
Charlotte	1-0
Cincinnati	0-0
Coastal Carolina	0-1
Colgate	1-0
Duke	1-1
Delaware State	1-0
Eastern Michigan	2-0
Florida Atlantic	2-0
Houston	1-0
Illinois	1-0
Iowa State	2-1
Kansas State	0-2
Kent State	4-2
Liberty	0-1
Marshall	1-0
Massachusetts	0-1
Miami (Ohio)	3-3
Minnesota	0-1
Missouri State	1-0
Nevada	1-2
Northern Illinois	1-4
Ohio	2-3
Oklahoma	1-2
Oklahoma State	1-2
Penn State	0-2
Robert Morris	1-0
Rutgers	1-0
South Dakota	1-0
TCU	0-2
Temple	2-0
Tennessee Tech	1-0
Texas	1-2
Texas Tech	0-3
Toledo	2-0
Troy	0-1
UCF	1-0
West Virginia	1-1
Western Michigan	0-2
2023 Opponents in BOLD	

COACHING STAFF

GAMEDAY:
PRESS BOX



ANDY KOTELNICKI

Associate Head Coach/Offensive Coordinator - Tight Ends (Third Season)

In his third season at KU...Was promoted to Associate Head Coach in December 2022... Jayhawks posted six games of 500+ yards in 2022, including 603 in the AutoZone Liberty Bowl...Has coached with Leipold since 2013 at Wisconsin-Whitewater.

GAMEDAY:
PRESS BOX



BRIAN BORLAND

Defensive Coordinator - Safeties (Third Season)

In his third season at KU...Has coached seven All-Big 12 selections, one NFL Draft pick and two others who signed as undrafted free agents...In 2022, helped KU to first bowl game since 2008... Has coached alongside Leipold since 2007 at Wisconsin-Whitewater.

GAMEDAY:
FIELD



SCOTT FUCHS

Assistant Coach - Offensive Line (Third Season)

In his third season at KU...Jayhawks OL ranked No. 7 in NCAA for fewest sacks allowed in 2022... Three players earned All-Big 12 honors and LT Earl Bostick signed with NFL's Dallas Cowboys... Has been with Leipold since 2015 at Buffalo, previously together from 2003-06 at Omaha.

GAMEDAY:
PRESS BOX



TAIWO ONATOLU

Assistant Coach - Defensive Ends/ Special Teams Coordinator (Third Season)

In his third season at KU, and second as an on-field assistant...Was previously an analyst during the 2021 season...Has coached with Leipold since 2015 at Buffalo...Played at Nebraska-Omaha while Leipold, Fuchs and Samuel were on coaching staff.

GAMEDAY:
FIELD



JIM PANAGOS

Assistant Coach - Defensive Tackles (Second Season)

Joined the KU coaching staff in February 2022... Came to Kansas with 20+ years of collegiate and NFL experience...Senior DT Caleb Sampson signed as UDFA with Indianapolis Colts following his first season...Most recently coached at Rutgers (2020-21) and Minnesota (2019).

GAMEDAY:
FIELD



JORDAN PETERSON

Assistant Coach - Defensive Backs/ Defensive Pass Game Coordinator (Fourth Season)

In his fourth season overall at Kansas and second as on-field assistant under Leipold...Elevated to Defensive Pass Game Coordinator for the 2023 season...Previously safeties coach, where he mentored Kenny Logan Jr. to a standout sophomore season.

GAMEDAY:
FIELD



TERRENCE SAMUEL

Assistant Coach - Wide Receivers (Second Season)

Came to Kansas in December 2021 as WR Coach...KU averaged 254.4 yards through the air in 2022, with 144 receptions for more than 2,000 yards and 15 TDs for the WR group...Coached alongside Leipold and Fuchs at Nebraska-Omaha in the mid-2000's.

SUPPORT STAFF

Coaches

Matt Lubick (Senior Analyst - Offense)
Mark DeLeone (Senior Analyst - Defense)
Zac Barton (Analyst - Special Teams)
Aaron Miller (Analyst - Special Teams)
Oscar Rodriguez (Analyst - Defense)
Joe Dailey (Analyst - Offense)
Bill Queisert (Analyst - Offense)
Sean Snyder (Special Assistant to the HC)
Brian Stoldt (Quality Control - Defense)
Teril Boldiis (Graduate Assistant - Offense)
Chris Labidou (Graduate Assistant - Offense)
Quentin Carter (Graduate Assistant - Defense)
Donavon Nathaniel (Graduate Assistant - Def.)

Strength & Conditioning

Matt Gildersleeve (Dir. of Sports Performance)
Conor McNally (Asst. Sports Performance Coach)
Eric Scott (Asst. Sports Performance Coach)
Patrick Hampton (Asst. Sports Performance Coach)
Chula Loomis (Asst. Sports Performance Coach)

Administration

Collin Sexton (Associate AD/Sport Admin)
Rob Ianello (General Manager)
Michael Painter (Director of Operations)
Nadia Jackson (Assistant Dir. of Operations)
Grant Murray (Director of Player Personnel)

Recruiting

Billy Bonneau (Asst. Director of Player Personnel)
Scott Aligo (Director of Scouting)
Greg Svarczkopf (Director of Recruiting)
LaChelle Stanley (Dir. of On-Campus Recruiting)
Hayley Goldin (Asst. Dir. of On-Campus Rec.)

Kansas Team Health

Trent Carter (Director of Athletic Training)
Madison Beene (Assistant Athletic Trainer)
Jake Rosenfeldt (Assistant Athletic Trainer)
Cody Deardorff (Assistant Athletic Trainer)
Stacey Potter-McGill (Director of Perf. Nutrition)
Megan McCann (Performance Nutrition Assistant)

Player Development

Darrell Stuckey II (Director of Football Relations)
Ashley Goodman (Director of Player Development)

Video

Jimmy Le (Director of Football Video)
John Lintner (Asst. Director of Football Video)

Creative

Matt Holland (Dir. of Football Creative Video)
Taylor Kryger (Dir. of Football Creative/Social)
Parson Covington (Graphic Designer)

GAMEDAY:
FIELD



CHRIS SIMPSON

Assistant Coach - Linebackers (Third Season)

In his third season at Kansas...Has been with Leipold since joining the staff at Buffalo in 2015...Assisted as KU started the 2022 season 5-0 and advanced to first bowl game since 2008...Coached alongside Onatolu at Nebraska-Omaha.

GAMEDAY:
FIELD



JONATHAN WALLACE

Assistant Coach - Running Backs (Fourth Season)

Recognized on 247Sports 30 Under 30 list heading into 2023...In his fourth season at Kansas, third under Coach Leipold...Jayhawks rushed for 2,395 yards - 184.2 per game - and 29 touchdowns in 2022...Played on 2023 SEC Championship team at Auburn.

GAMEDAY:
FIELD



JIM ZEBROWSKI

Assistant Coach - Quarterbacks (Third Season)

Veteran QB Coach with Big Ten and MAC experience...Mentored two 1,000-yard passers in 2022, including QB Jalón Daniels who threw for 2,014 yards and 18 TDs...Serving under Leipold for the third time: 2017-20 at Buffalo; 2007-09 at Wisconsin-Whitewater.

GAME 11 DEPTH CHART

Depth chart compiled by the Kansas football athletics communications office.

OFFENSE

LT	67	Dominick Puni	6-5	320	RS-Sr.	St. Charles, Mo.
	75	Calvin Clements	6-7	315	Fr.	Lawrence, Kan.
LG	55	Ar'maj Reed-Adams	6-5	325	RS-So.	DeSoto, Texas
	76	Spencer Lovell	6-6	325	RS-Jr.	Fort Collins, Colo.
OR	59	Nolan Gorczyca	6-6	320	RS-So.	Omaha, Neb.
C	50	Mike Novitsky	6-5	305	RS-Sr.	Victor, N.Y.
	73	Dre Doiron	6-4	305	RS-So.	London, Ontario
RG	54	Michael Ford Jr.	6-3	305	Jr.	Homewood, Ill.
	70	Kobe Baynes	6-4	315	RS-So.	Jacksonville, Fla.
RT	77	Bryce Cabeldue	6-6	315	Jr.	Clovis, N.M.
	71	James Livingston	6-7	305	RS-Fr.	Dexter, Mich.
TE	89	Mason Fairchild	6-4	260	Sr.	Andale, Kan.
	OR 47	Jared Casey	6-0	255	Jr.	Plainville, Kan.
RB	4	Devin Neal	5-11	215	Jr.	Lawrence, Kan.
	20	Daniel Hishaw Jr.	5-10	220	RS-So.	Moore, Okla.
	OR 25	Dylan McDuffie	6-0	215	RS-Sr.	Buffalo, N.Y.
	OR 28	Sevion Morrison	6-0	215	Jr.	Tulsa, Okla.
	OR 12	Torry Locklin	6-2	205	RS-Jr.	Rockdale, Texas
QB	9	Jason Bean	6-3	205	RS-Sr.	Mansfield, Texas
	OR 15	Cole Ballard	6-2	225	Fr.	Westfield, Ind.
	OR 6	Jalon Daniels	6-0	220	Jr.	Lawndale, Calif.
SLOT	11	Luke Grimm	6-0	195	Jr.	Raymore, Mo.
	OR 5	Doug Emilien	6-1	190	RS-So.	Fort Lauderdale, Fla.
X	2	Lawrence Arnold	6-3	200	Jr.	DeSoto, Texas
	3	Tanaka Scott	6-4	210	RS-So.	Mobile, Ala.
Z	0	Quentin Skinner	6-5	195	Jr.	Claremore, Okla.
	7	Trevor Wilson	5-11	200	RS-Jr.	Tallahassee, Fla.

SPECIAL TEAMS

KO	40	Tabor Allen	6-1	195	Jr.	Mansfield, Texas
	34	Owen Piepergerdes	6-6	250	RS-So.	Kansas City, Mo.
PK	91	Seth Keller	5-8	170	RS-Sr.	Colleyville, Texas
	OR 34	Owen Piepergerdes	6-6	250	RS-So.	Kansas City, Mo.
P	95	Damon Greaves	6-1	200	Fr.	Busselton, Australia
	OR 37	Grayden Addison	5-11	220	RS-So.	Noblesville, Ind.
LS	60	Luke Hosford	6-2	230	RS-Jr.	Cuyahoga Falls, Ohio
	51	Emory Duggar	6-2	230	RS-So.	Baton Rouge, La.

DEFENSE

DE	90	Jereme Robinson	6-3	260	Jr.	Montgomery, Ala.
	13	Dylan Brooks	6-4	240	RS-So.	Roanoke, Ala.
OR	46	Davion Westmoreland	6-3	255	RS-So.	Griffin, Ga.
DT	52	DJ Withers	6-4	310	RS-So.	Little Rock, Ark.
	OR 92	Tommy Dunn	6-3	310	RS-So.	Garland, Texas
	97	Kenean Caldwell	6-3	325	RS-So.	Oak Grove, La.
DT	7	Gage Keys	6-5	290	RS-So.	Hilliard, Ohio
	53	Caleb Taylor	6-4	315	Jr.	St. Louis, Mo.
OR	40	Devin Phillips	6-2	315	RS-Sr.	Monroe, La.
DE	37	Hayden Hatcher	6-3	245	RS-Sr.	Council Bluffs, Iowa
	OR 9	Austin Booker	6-6	245	RS-So.	Greenwood, Ind.
	36	Patrick Joyner Jr.	6-3	255	RS-Sr.	Miami, Fla.
HAWK	15	Craig Young	6-3	225	RS-Sr.	Fort Wayne, Ind.
	10	Jayson Gilliom	6-2	220	RS-So.	Suwanee, Ga.
LB	30	Rich Miller	6-1	230	Sr.	Detroit, Mich.
	44	Cornell Wheeler	6-0	230	Jr.	West Bloomfield, Mich.
LB	6	Taiwan Berryhill Jr.	6-2	230	Jr.	New Orleans, La.
	OR 28	JB Brown	6-2	230	Jr.	Hughes, Ark.
CB	2	Cobee Bryant	6-0	170	Jr.	Evergreen, Ala.
	18	Kalon Gervin	5-11	195	RS-Sr.	Detroit, Mich.
S	4	Marvin Grant	6-2	210	RS-Jr.	Detroit, Mich.
	OR 5	O.J. Burroughs	5-10	185	Jr.	Savannah, Ga.
S	1	Kenny Logan Jr.	6-0	210	Sr.	St. Augustine, Fla.
	14	Jalen Dye	6-0	195	RS-So.	San Diego, Calif.
CB	3	Mello Dotson	6-1	190	Jr.	Daytona Beach, Fla.
	OR 8	Kwinton Lassiter	5-11	190	Sr.	Chandler, Ariz.

PR	11	Luke Grimm	6-0	195	Jr.	Raymore, Mo.
	7	Trevor Wilson	5-11	200	RS-Jr.	Tallahassee, Fla.
KR	1	Kenny Logan Jr.	6-0	210	Sr.	St. Augustine, Fla.
	OR 7	Trevor Wilson	5-11	200	RS-Jr.	Tallahassee, Fla.
OR	28	Sevion Morrison	6-0	215	Jr.	Tulsa, Okla.
HOLD	37	Grayden Addison	5-11	220	RS-So.	Noblesville, Ind.
	24	Reis Vernon	6-2	185	Jr.	Bixby, Okla.

NUMERICAL ROSTER

No.	Name	Pos.	Ht.	Wt.	Yr.	Hometown (High School/Previous School)
0	Quentin Skinner	WR	6-5	195	Jr.	Claremore, Okla. (Claremore HS)
1	Kenny Logan Jr.	S	6-0	210	Sr.	St. Augustine, Fla. (Menendez HS)
2	Lawrence Arnold	WR	6-3	200	Jr.	DeSoto, Texas (DeSoto HS)
2	Cobee Bryant	CB	6-0	170	Jr.	Evergreen, Ala. (Hillcrest HS)
3	Mello Dotson	CB	6-1	190	Jr.	Daytona Beach, Fla. (Mainland HS)
3	Tanaka Scott	WR	6-4	210	RS-So.	Mobile, Ala. (Murphy HS)
4	Devin Neal	RB	5-11	215	Jr.	Lawrence, Kan. (Lawrence HS)
4	Marvin Grant	S	6-2	210	RS-Jr.	Detroit, Mich. (Martin Luther King/Purdue)
5	O.J. Burroughs	S	5-10	185	Jr.	Savannah, Ga. (IMG Academy)
5	Doug Emilien	WR	6-1	190	RS-So.	Fort Lauderdale, Fla. (American Heritage/Minnesota)
6	Taiwan Berryhill Jr.	LB	6-2	230	Jr.	New Orleans, La. (St. Augustine HS)
6	Jalon Daniels	QB	6-0	220	Jr.	Lawndale, Calif. (Lawndale HS)
7	Gage Keys	DL	6-5	290	RS-So.	Hilliard, Ohio (Hilliard Davidson HS/Minnesota)
7	Trevor Wilson	WR	5-11	200	RS-Jr.	Tallahassee, Fla. (Amos P. Godby HS)
8	Kwinton Lassiter	CB	5-11	190	Sr.	Chandler, Ariz. (Free State HS (Kan.))
9	Jason Bean	QB	6-3	205	RS-Sr.	Mansfield, Texas (Lake Ridge HS/North Texas)
9	Austin Booker	DL	6-6	245	RS-So.	Greenwood, Ind. (Center Grove HS/Minnesota)
10	Jayson Gilliom	LB	6-2	220	RS-So.	Suwanee, Ga. (North Gwinnett HS)
11	Luke Grimm	WR	6-0	195	Jr.	Raymore, Mo. (Raymore-Peculiar HS)
12	Torry Locklin	RB	6-2	205	RS-Jr.	Rockdale, Texas (Rockdale HS)
13	Dylan Brooks	DE	6-4	240	RS-So.	Roanoke, Ala. (Handley HS/Auburn)
13	Keaton Kubecka	WR	6-2	205	Fr.	Austin, Texas (Westlake HS)
14	Jalen Dye	S	6-0	195	RS-So.	San Diego, Calif. (Cathedral Catholic HS/Palomar College)
14	Mikey Pauley	QB	6-3	215	RS-Fr.	Overland Park, Kan. (Blue Valley NW HS/Nebraska)
15	Cole Ballard	QB	6-2	225	Fr.	Westfield, Ind. (Westfield HS)
15	Craig Young	LB	6-3	225	RS-Sr.	Fort Wayne, Ind. (Wayne HS/Ohio State)
16	Logan Brantley	LB	6-2	210	Fr.	Denver, Colo. (Cherry Creek HS)
16	Ben Easters	QB	6-3	220	RS-So.	Brownsburg, Ind. (Brownsburg HS)
17	Jaden Hamm	TE	6-6	245	Fr.	Eudora, Kan. (Eudora HS)
17	Akili Hubbard	S	6-2	200	Jr.	Bellflower, Calif. (Bellflower HS/Golden West College)
18	Kalon Gervin	CB	5-11	195	RS-Sr.	Detroit, Mich. (Cass Technical HS/Michigan State)
18	Jack Jackson	QB	6-3	195	RS-So.	Dallas, Texas (Highland Park HS)
19	TJ Crews	QB	6-0	200	Fr.	Lenexa, Kan. (Chris Prep Academy)
19	Tristian Fletcher	LB	6-0	225	RS-So.	Cypress, Texas (Cy Ridge HS/Trinity Valley CC)
20	Donovan Gaines	LB	5-10	220	RS-So.	Moore, Okla. (Southmoore HS)
20	Daniel Hishaw Jr.	RB	5-10	220	RS-So.	Moore, Okla. (Moore HS)
22	Brian Dilworth	CB	5-11	185	RS-Fr.	Hollywood, Fla. (Chaminade-Madonna Prep)
23	Mason Ellis	S	6-2	205	RS-Fr.	Mulvane, Kan. (Mulvane HS)
24	Damarius McGhee	CB	6-0	170	RS-So.	Pensacola, Fla. (Pensacola Catholic HS/LSU)
24	Reis Vernon	P	6-2	185	Jr.	Bixby, Okla. (Bixby HS)
25	Dylan McDuffie	RB	6-0	215	RS-Sr.	Buffalo, N.Y. (Sweet Home HS/Bufalo/Georgia Tech)
25	Kaleb Purdy	S	5-11	185	RS-Fr.	St. Peters, Mo. (DeSmet Jesuit HS)
26	Krishawn Brown	LB	6-1	220	RS-So.	Tulsa, Okla. (Booker T. Washington HS)
26	Johnny Thompson, Jr.	RB	5-11	200	Fr.	Canoga Park, Calif. (Oaks Christian School)
27	Taylor Davis	S	6-0	195	Fr.	Missouri City, Texas (Ridge Point HS)
28	JB Brown	LB	6-2	230	Jr.	Hughes, Ark. (Har-Ber HS/Bowling Green)
28	Sevion Morrison	RB	6-0	215	Jr.	Tulsa, Okla. (Edison HS/Nebraska)
29	Jameel Croft	CB	6-0	180	Fr.	Detroit, Mich. (Martin Luther King HS)
29	Reece Thomas	WR	5-10	185	RS-So.	Lansing, Kan. (Lansing HS)
30	Rich Miller	LB	6-1	230	Sr.	Detroit, Mich. (Martin Luther King HS/Bufalo)
30	Carson Morgan	RB	6-0	205	Fr.	Bentonville, Ark. (Bentonville HS)
31	Landon Nelson	S	5-11	190	RS-So.	Maui, Hawaii (Valley HS)
32	Dylan Downing	LB	6-1	235	RS-Jr.	Kansas City, Kan. (Bishop Miege HS)
34	Owen Piepergerdes	K	6-6	250	RS-So.	Kansas City, Mo. (Rockhurst HS)
34	Alex Raich	LB	6-3	215	Jr.	Chur, Switzerland (Quader Schulhaus/Golden West College)
35	Billy Conaway	RB	6-2	215	RS-Jr.	Kansas City, Kan. (Shawnee Mission North/Butler CC)
35	Tony Terry	DE	6-5	265	Fr.	Jackson, Mo. (Jackson HS)
36	Isaiah Coppage	WR	6-0	205	Fr.	Shawnee Mission, Kan. (Bishop Miege HS)
36	Patrick Joyner Jr.	DE	6-3	255	RS-Sr.	Miami, Fla. (South Dade HS/Utah State)
37	Grayden Addison	P	5-11	220	RS-So.	Noblesville, Ind. (Noblesville HS)
37	Hayden Hatcher	DE	6-3	245	RS-Sr.	Council Bluffs, Iowa (Lewis Central HS)
38	Jack Schneider	RB	6-3	195	Fr.	Overland Park, Kan. (Blue Valley West HS)
39	Cole Mondl	LB	5-10	220	RS-So.	Lawrence, Kan. (Lawrence HS)
40	Tabor Allen	K	6-1	195	Jr.	Mansfield, Texas (Mansfield Lakeridge HS)
40	Devin Phillips	DL	6-2	315	RS-Sr.	Monroe, La. (Neville HS/Colorado State)
41	Hunter Luke	WR	5-10	175	Fr.	Westlake, Texas (Westlake HS)
41	Ezra Vedral	LB	6-2	215	Fr.	Omaha, Neb. (Creighton Prep HS)
43	Max Muehlberger	TE	6-4	240	RS-Fr.	Overland Park, Kan. (Blue Valley NW HS/Oklahoma St)

ALPHABETICAL ROSTER

A		
Grayden Addison	P	37
Tabor Allen	K	40
Lawrence Arnold	WR	2
B		
Cole Ballard	QB	15
Lance Bassett	DL	98
Kobe Baynes	OL	70
Jason Bean	QB	9
Taiwan Berryhill	LB	6
Austin Booker	DL	9
Logan Brantley	LB	16
Jaydon Brittingham	DE	59
Dylan Brooks	DE	13
JB Brown	LB	28
Krishawn Brown	LB	26
Logan Brown	OL	52
Cobee Bryant	CB	2
Surahz Buncom	WR	86
OJ Burroughs	S	5
C		
Bryce Cabeldue	OL	77
Kenean Caldwell	DL	97
Marcus Calvin	DL	56
Jared Casey	TE	47
Calvin Clements	OL	75
Isaiah Coppage	WR	36
Billy Conaway	RB	35
Quinton Conley	WR	81
TJ Crews IV	QB	19
Jameel Croft	QB	29
D		
Jalon Daniels	QB	6
Jacoby Davis	CB	47
Taylor Davis	S	27
Brian Dilworth	CB	22
Mello Dotson	CB	3
Dylan Downing	LB	32
Emory Duggar	LS	51
Tommy Dunn Jr.	DL	92
Jalen Dye	S	14
E		
Ben Easters	QB	16
Jake Eisenhauer	OL	63
Mason Ellis	S	23
Doug Emilien	WR	5
F		
Mason Fairchild	TE	89
Kael Farkes	OL	58
Tristian Fletcher	LB	19
Michael Ford Jr.	OL	54
Maxwell Ford	DE	83
G		
Donovan Gaines	LB	20
Kalon Gervin	CB	18
Jayson Gilliom	S	10
Nolan Gorczca	OL	59
Marvin Grant	S	4
Damon Greaves	P	95
Luke Grimm	WR	11
H		
Jaden Hamm	TE	17
Hayden Hatcher	DE	37
Blake Herold	DL	94
Daniel Hishaw Jr.	RB	20
Luke Hosford	LS	60
Akili Hubbard	S	17
Will Huggins	TE	87
J		
Jack Jackson	QB	18
Patrick Joyner Jr.	DE	36

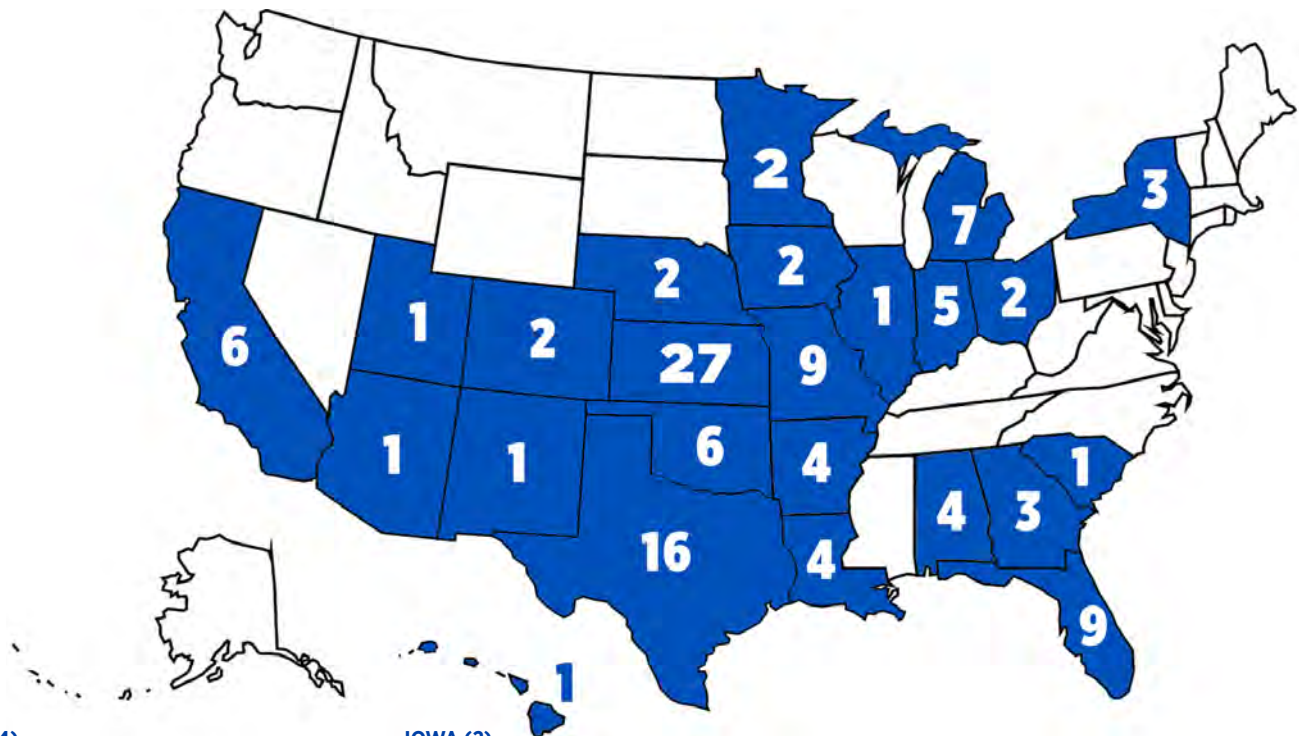
2023 ROSTER

No.	Name	Pos.	Ht.	Wt.	Yr.	Hometown (High School/Previous School)
43	Andrew Russell	S	6-2	200	RS-Sr.	Victor, N.Y. (Victor HS/Michigan)
44	Cornell Wheeler	LB	6-0	230	Jr.	West Bloomfield, Mich. (West Bloomfield HS/Michigan)
45	Trevor Kardell	TE	6-5	255	Jr.	Lee's Summit, Mo. (Lee's Summit West HS)
45	Dean Miller	DE	6-5	225	RS-So.	Los Angeles, Calif. (Cathedral HS/Coll. of the Canyons)
46	Dillon Mong	TE	6-7	235	Fr.	Shawnee Mission, Kan. (Shawnee Mission East HS)
46	Davion Westmoreland	DE	6-3	255	RS-So.	Griffin, Ga. (Griffin HS/Hutchinson CC)
47	Jared Casey	TE	6-0	255	Jr.	Plainville, Kan. (Plainville HS)
47	Jacoby Davis	CB	5-10	170	Fr.	Houston, Texas (North Shore Senior HS)
49	Tyler Soukhot	CB	5-9	170	RS-So.	Lawrence, Kan. (Lawrence HS)
50	Mike Novitsky	OL	6-5	305	RS-Sr.	Victor, N.Y. (Victor HS/Bufalo)
51	Emory Duggar	LS	6-2	230	RS-So.	Baton Rouge, La. (Catholic HS)
52	Logan Brown	OL	6-6	315	RS-Jr.	Grand Rapids, Mich. (East Kentwood HS/Wisconsin)
52	D.J. Withers	DL	6-4	310	RS-So.	Little Rock, Ark. (Joe T. Robinson HS)
53	Caleb Taylor	DL	6-4	315	Jr.	St. Louis, Mo. (Staley HS)
54	Michael Ford Jr.	OL	6-3	305	Jr.	Homewood, Ill. (Homewood-Flossmoor HS)
55	Ar'maj Reed-Adams	OL	6-5	325	RS-So.	DeSoto, Texas (DeSoto HS)
56	Marcus Calvin	DL	6-2	320	Fr.	St. Petersburg, Fla. (Gibbs HS)
57	Hank Kelly	OL	6-4	295	RS-So.	Fayetteville, Ark. (Fayetteville HS)
58	Kael Farkes	OL	6-3	295	RS-Fr.	Lenexa, Kan. (Shawnee Mission Northwest HS)
59	Jaydon Brittingham	DE	6-3	250	Fr.	Lawrence, Kan. (Lawrence HS)
59	Nolan Gorczyca	OL	6-6	320	RS-So.	Omaha, Neb. (Roncalli Catholic HS/Bufalo)
60	Luke Hosford	LS	6-2	230	RS-Jr.	Cuyahoga Falls, Ohio (Woodridge HS)
63	Jake Eisenhauer	OL	6-1	300	RS-So.	Salina, Kan. (Salina Central HS)
67	Dominick Puni	OL	6-5	320	RS-Sr.	St. Charles, Mo. (Francis Howell Central HS/Central Missouri)
70	Kobe Baynes	OL	6-4	315	RS-So.	Jacksonville, Fla. (Sandalwood HS/Louisville)
71	James Livingston	OL	6-7	305	RS-Fr.	Dexter, Mich. (Dexter HS)
71	Grady Seyfert	DL	6-1	280	Fr.	Beloit, Kan. (Beloit HS)
72	Danny Robinson	OL	6-5	315	RS-So.	Overland Park, Kan. (Blue Valley Northwest HS)
73	Dre Doiron	OL	6-4	305	RS-So.	London, Ontario (Catholic Central/Bufalo)
74	De'Kedrick Sterns	OL	6-4	320	RS-So.	Austin, Texas (Del Valle HS)
75	Calvin Clements	OL	6-7	315	Fr.	Lawrence, Kan. (Lawrence Free State HS)
76	Spencer Lovell	OL	6-6	325	RS-Jr.	Fort Collins, Colo. (Rocky Mountain HS/Arizona State/Cal)
77	Bryce Cabeldue	OL	6-6	315	Jr.	Clovis, N.M. (Clovis HS)
80	Mack Moeller	WR	6-3	210	RS-So.	Mission, Kan. (Bishop Miege HS)
81	Quinton Conley	TE	6-6	235	RS-Fr.	Kansas City, Mo. (Pembroke HS)
82	Isreal Moses	WR	6-2	185	Fr.	Minneapolis, Minn. (De La Salle HS)
83	Grant Muffenbier	WR	6-1	180	Fr.	Chanhassen, Minn. (Chanhassen HS)
84	Griffin Koch	WR	6-2	170	RS-Fr.	New Canaan, Conn. (IMG Academy)
85	Jarred Sample	WR	5-10	185	Fr.	Cypress, Texas (Cypress Ranch HS)
86	Surahz Buncom	WR	6-4	175	Fr.	Chula Vista, Calif. (Mater Dei Catholic)
87	Will Huggins	TE	6-7	250	RS-So.	Lenexa, Kan. (Shawnee Mission South HS)
88	Tevita Ahoafi-Noa	TE	6-4	250	RS-Sr.	Salt Lake City, Utah (Highland HS/Snow College)
89	Mason Fairchild	TE	6-5	260	Sr.	Andale, Kan. (Andale HS)
90	Jereme Robinson	DL	6-3	260	Jr.	Montgomery, Ala. (Carver HS)
91	Seth Keller	K	5-8	170	RS-Sr.	Colleyville, Texas (Covenant Christian HS/Texas St.)
92	Tommy Dunn Jr.	DL	6-3	310	RS-So.	Garland, Texas (Naaman Forest HS)
93	Maxwell Ford	DE	6-3	210	Fr.	Overland Park, Kan. (St. Thomas Aquinas HS)
93	Charlie Weinrich	K	5-11	205	RS-Fr.	Leawood, Kan. (Blue Valley HS/Nebraska)
94	Blake Herold	DL	6-3	280	Fr.	Shenandoah, Iowa (Shenandoah HS)
95	Damon Greaves	P	6-1	200	Fr.	Busselton, Australia
96	Cole Petrus	DE	6-4	240	RS-So.	St. Louis, Mo. (Vianney HS)
97	Kenean Caldwell	DL	6-3	325	RS-So.	Oak Grove, La. (Oak Grove HS)
98	Lance Bassett	DL	6-2	290	Fr.	Lawrence, Kan. (Lawrence HS)
99	Ronald McGee	DL	6-3	275	RS-Sr.	Sumter, S.C. (Sumter HS/Bufalo)

PRONUNCIATION GUIDE

Tanaka Scott	Tuh-nah-kuh	Mike Novitsky	No-vit-ski
Doug Emilien	Ee-million	Emory Duggar	Dug-er
Taiwan Berryhill	Tie-wan	Ar'maj Reed-Adams	Ar-mah-jay
Jayson Gilliom	Gill-ee-um	Kael Farkes	Far-kiss
Keaton Kubecka	Key-ton Cue-beck-uh	Nolan Gorczyca	Gor-sik-uh
Akili Hubbard	Uh-key-lee	Dominick Puni	Poo-knee
Kalon Gervin	Kay-len	Dre Doiron	Door-ee-in
Daniel Hishaw Jr.	High-shaw	Spencer Lovell	Love-ul
Sevion Morrison	Say-vee-on	Surahz Buncom	Sir-ahz Bun-com
Owen Piepergerdes	Pe-pur-ger-des	Tevita Ahoafi-Noa	Tuh-vee-tah Ah-ho-ah-fee Noah
Ezra Vedral	Vuh-drall		
Trevor Kardell	Car-dell		
Davion Westmoreland	Day-vee-on		

K		
Trevor Kardell	TE	45
Seth Keller	K	91
Hank Kelly	OL	57
Gage Keys	DL	7
Griffin Koch	WR	84
Keaton Kubecka	WR	13
L		
Kwinton Lassiter	CB	8
James Livingston	OL	71
Torry Locklin	RB	12
Kenny Logan Jr.	S	1
Spencer Lovell	OL	76
Hunter Luke	WR	41
M		
Dylan McDuffie	RB	25
Ronald McGee	DL	99
Damarius McGhee	CB	24
Dean Miller	DE	45
Rich Miller	LB	30
Mack Moeller	TE	49
Cole Mondie	LB	39
Dillon Mong	TE	46
Carson Morgan	RB	30
Sevion Morrison	RB	28
Israel Moses	WR	82
Max Muehlberger	TE	43
Grant Muffenbier	WR	83
N		
Devin Neal	RB	4
Landon Nelson	S	31
Tevita Noa	TE	88
Mike Novitsky	C	50
P		
Mikey Pauley	QB	14
Cole Petrus	DE	96
Devin Phillips	DL	40
Owen Piepergerdes	K	34
Dominick Puni	OL	67
Kaleb Purdy	S	25
R		
Alex Raich	LB	34
Ar'maj Reed-Adams	OL	55
Danny Robinson	OL	72
Jereme Robinson	DL	90
Andrew Russell	S	43
S		
Jared Sample	WR	85
Jack Schneider	CB	38
Tanaka Scott	WR	3
Grady Seyfert	DL	71
Quentin Skinner	WR	0
Tyler Soukhot	CB	49
De'Kedrick Sterns	OL	74
T		
Caleb Taylor	DL	53
Tony Terry	DE	35
Reece Thomas	WR	29
Johnny Thompson Jr.	RB	26
V		
Ezra Vedral	LB	41
Reis Vernon	P	24
W		
Charlie Weinrich	K	93
Davion Westmoreland	DE	46
Cornell Wheeler	LB	44
Trevor Wilson	WR	7
DJ Withers	DL	52
Y		
Craig Young	LB	15



ALABAMA (4)

Cobee Bryant	Evergreen
Tanaka Scott	Mobile
Jereme Robinson	Montgomery
Dylan Brooks	Roanoke

ARKANSAS (4)

Carson Morgan	Bentonville
Hank Kelly	Fayetteville
JB Brown	Hughes
D.J. Withers	Little Rock

ARIZONA (1)

Kwinton Lassiter	Chandler
------------------	----------

CALIFORNIA (6)

Akili Hubbard	Bellflower
Johnny Thompson Jr.	Canoga Park
Surahz Buncom	Chula Vista
Jalon Daniels	Lawndale
Dean Miller	Los Angeles
Jalen Dye	San Diego

COLORADO (2)

Logan Brantley	Denver
Spencer Lovell	Fort Collins

CONNECTICUT (1)

Griffin Koch	New Canaan
--------------	------------

FLORIDA (9)

Mello Dotson	Daytona Beach
Doug Emilien	Fort Lauderdale
Brian Dilworth	Hollywood
Kobe Baynes	Jacksonville
Patrick Joyner Jr.	Miami
Damarius McGhee	Pensacola
Kenny Logan Jr.	St. Augustine
Marcus Calvin	St. Petersburg
Trevor Wilson	Tallahassee

GEORGIA (3)

Davion Westmoreland	Griffin
O.J. Burroughs	Savannah
Jayson Gilliom	Suwanee

HAWAII (1)

Landon Nelson	Maui
---------------	------

ILLINOIS (1)

Michael Ford Jr.	Homewood
------------------	----------

INDIANA (5)

Ben Easters	Brownsburg
Craig Young	Fort Wayne
Austin Booker	Greenwood
Grayden Addison	Noblesville
Cole Ballard	Westfield

IOWA (2)

Hayden Hatcher	Council Bluffs
Blake Herold	Shenandoah

KANSAS (27)

Mason Fairchild	Andale
Grady Seyfert	Beloit
Jaden Hamm	Eudora
Billy Conaway	Kansas City
Dylan Downing	Kansas City
Reece Thomas	Lansing
Lance Bassett	Lawrence
Jaydon Brittingham	Lawrence
Calvin Clements	Lawrence
Cole Mond	Lawrence
Devin Neal	Lawrence
Tyler Soukhot	Lawrence
Charlie Weinrich	Leawood
TJ Crews IV	Lenexa
Kael Farkes	Lenexa
Will Huggins	Lenexa
Mack Moeller	Mission
Mason Ellis	Mulvane
Maxwell Ford	Overland Park
Max Muehlberger	Overland Park
Mikey Pauley	Overland Park
Danny Robinson	Overland Park
Jack Schneider	Overland Park
Jared Casey	Plainville
Jake Eisenhauer	Salina
Dillon Mong	Shawnee Mission
Isaiah Coppage	Shawnee Mission

LOUISIANA (4)

Emory Duggar	Baton Rouge
Devin Phillips	Monroe
Taiwan Berryhill	New Orleans
Kenean Caldwell	Oak Grove

MICHIGAN (7)

Jameel Croft	Detroit
Kalon Gervin	Detroit
Marvin Grant	Detroit
Rich Miller	Detroit
James Livingston	Dexter
Logan Brown	Grand Rapids
Cornell Wheeler	West Bloomfield

MINNESOTA (2)

Grant Muffenbier	Chanhassen
Isreal Moses	Minneapolis

MISSOURI (9)

Tony Terry	Jackson
Quinton Conley	Kansas City
Owen Piepergerdes	Kansas City
Trevor Kardell	Lee's Summit
Luke Grimm	Raymore
Dominick Puni	St. Charles
Cole Petrus	St. Louis
Caleb Taylor	St. Louis
Kaleb Purdy	St. Peters

NEBRASKA (2)

Nolan Gorczyca	Omaha
Ezra Vedral	Omaha

NEW MEXICO (1)

Bryce Cabeldue	Clovis
----------------	--------

NEW YORK (3)

Dylan McDuffie	Buffalo
Mike Novitsky	Victor
Andrew Russell	Victor

OHIO (2)

Luke Hosford	Cuyahoga Falls
Gage Keys	Hilliard

OKLAHOMA (6)

Reis Vernon	Bixby
Quentin Skinner	Claremore
Donovan Gaines	Moore
Daniel Hishaw Jr.	Moore
Krishawn Brown	Tulsa
Sevion Morrison	Tulsa

SOUTH CAROLINA (1)

Ronald McGee	Sumter
--------------	--------

TEXAS (15)

Keaton Kubecka	Austin
Hunter Luke	Austin
De'Kedrick Sterns	Austin
Seth Keller	Colleyville
Tristian Fletcher	Cypress
Jared Sample	Cypress
Jack Jackson	Dallas
Lawrence Arnold	DeSoto
Armaj Reed-Adams	DeSoto
Tommy Dunn Jr.	Garland
Jacoby Davis	Houston
Tabor Allen	Mansfield
Jason Bean	Mansfield
Taylor Davis	Missouri City
Torry Locklin	Rockdale

UTAH (1)

Tevita Noa	Salt Lake City
------------	----------------

AUSTRALIA (1)

Damon Greaves	Busselton
---------------	-----------

CANADA (1)

Dre Doiron	London, Ontario
------------	-----------------

SWITZERLAND (1)

Alex Raich	Chur
------------	------






































CAREER STARTS AT KANSAS

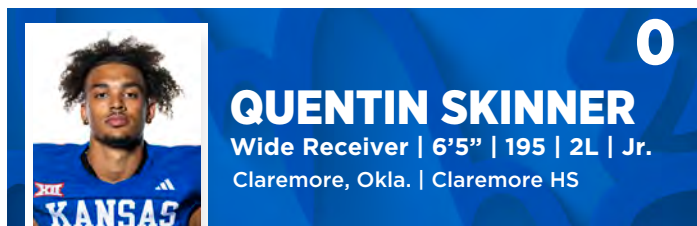
OFFENSE					Starts By Year				
PLAYER	POS.	YR.	STREAK	TOTAL	2023	2022	2021	2020	2019
Bryce Cabeldue	OL	Jr.	37	37	10	13	12	2	--
Mason Fairchild	TE	Sr.	0	36	7	12	9	6	2
Mike Novitsky	OL	RS-Sr.	35	35	10	13	12	--	--
Michael Ford Jr.	OL	Jr.	5	33	9	13	11	--	--
Lawrence Arnold	WR	Jr.	1	32	9	13	9	1	--
Devin Neal	RB	Jr.	8	29	9	12	8	--	--
Luke Grimm	WR	Jr.	1	23	5	10	6	2	--
Dominick Puni	OL	RS-Sr.	23	23	10	13	--	--	--
Jason Bean	QB	RS-Sr.	6	21	8	4	9	--	--
Jalon Daniels	QB	Jr.	0	21	3	9	3	6	--
Jared Casey	TE	Jr.	0	13	5	7	1	0	--
Armaj Reed-Adams	OL	RS-So.	9	12	9	0	0	3	--
Quentin Skinner	WR	Jr.	1	11	4	7	--	--	--
Trevor Wilson	WR	RS-Jr.	0	8	1	0	7	--	--
Daniel Hishaw	RB	RS-So.	0	7	4	0	0	3	--
Trevor Kardell	TE	Jr.	0	3	1	0	2	0	--
Torry Locklin	RB	RS-Jr.	0	3	1	2	--	--	--
Tanaka Scott	WR	RS-So.	3	3	3	0	--	--	--
Kobe Baynes	OL	RS-So.	0	2	2	0	--	--	--
Douglas Emilien	WR	RS-So.	0	1	--	1	--	--	--
343 OFFENSE									
608 TOTAL									
DEFENSE					Starts By Year				
PLAYER	POS.	YR.	STREAK	TOTAL	2023	2022	2021	2020	2019
Kenny Logan Jr.	S	Sr.	30	42	10	13	10	8	0
Rich Miller	LB	Sr.	32	32	10	13	9	--	--
Mello Dotson	CB	Jr.	25	31	10	13	8	0	--
Cobee Bryant	CB	Jr.	7	27	9	11	7	--	--
Craig Young	LB	RS-Sr.	19	22	10	12	--	--	--
Taiwan Berryhill	LB	Jr.	1	20	2	13	4	1	--
OJ Burroughs	S	Jr.	0	14	--	13	1	--	--
Jereme Robinson	DL	Jr.	10	11	10	0	1	--	--
Marvin Grant	S	RS-Jr.	10	10	10	0	--	--	--
Devin Phillips	DL	RS-Sr.	0	8	8	--	--	--	--
JB Brown	LB	Jr.	0	8	8	--	--	--	--
Kenean Caldwell	DL	RS-So.	0	7	--	0	7	0	--
Hayden Hatcher	DE	RS-Sr.	2	8	7	1	--	--	--
DJ Withers	DL	RS-So.	6	8	8	0	--	--	--
Caleb Taylor	DL	Jr.	0	4	--	0	4	0	--
Jayson Gilliom	S	RS-So.	0	3	--	0	3	--	--
Tommy Dunn Jr.	DL	RS-So.	0	2	2	--	--	--	--
Kalon Gervin	CB	RS-Sr.	0	2	--	2	--	--	--
Patrick Joyner Jr.	DL	RS-Sr.	0	2	2	--	--	--	--
Gage Keys	DL	RS-So.	2	2	2	--	--	--	--
Austin Booker	DL	RS-So.	0	1	1	--	--	--	--
Kwinton Lassiter	CB	Sr.	0	1	1	0	--	--	--
265 DEFENSE									
608 TOTAL									

GAMES PLAYED AT KANSAS

OFFENSE		
PLAYER	2023	CAREER
Mason Fairchild	10	54
Torry Locklin	10	39
Bryce Cabeldue	10	38
Luke Grimm	10	38
Lawrence Arnold	10	36
Mike Novitsky	10	35
Trevor Kardell	9	34
Quentin Skinner	10	34
Michael Ford Jr.	10	33
Jared Casey	10	32
Devin Neal	10	32
Jason Bean	10	31
Armaj Reed-Adams	10	30
Jalon Daniels	3	23
Douglas Emilien	10	23
Daniel Hishaw, Jr.	10	23
Dominick Puni	10	23
Trevor Wilson	9	23
Tanaka Scott	8	22
Sevion Morrison	3	14
Tevita Ahoafi-Noa	3	14
Kobe Baynes	10	13
Deondre Doiron	7	10
Dylan McDuffie	10	10
Will Huggins	2	9
Spencer Lovell	8	8
Keaton Kubecka	4	4
Cole Ballard	3	3
Logan Brown	2	2
Nolan Gorczyca	-	1
James Livingston	-	1
Mack Moeller	1	1
DEFENSE		
PLAYER	2023	CAREER
Kenny Logan Jr.	10	55
Hayden Hatcher	9	47
Taiwan Berryhill	8	38
Mello Dotson	10	38
Jereme Robinson	10	38
Caleb Taylor	10	36
OJ Burroughs	10	35
Rich Miller	10	35
Cobee Bryant	10	33
Dylan Downing	10	31
Cornell Wheeler	9	28
Kenean Caldwell	10	26
Kwinton Lassiter	10	25
Donovan Gaines	10	24
Cole Petrus	10	24
Kalon Gervin	10	23
Marvin Grant	10	23
DJ Withers	10	23
Jayson Gilliom	10	22
Tommy Dunn, Jr.	9	21
Andrew Russell	2	14
Ronald McGee	-	13
Dean Miller	10	13
Jalen Dye	10	12
Alex Raich	10	12
Austin Booker	10	10
JB Brown	10	10
Patrick Joyner Jr.	10	10
Gage Keys	10	10
Davion Westmoreland	7	10
Devin Phillips	9	9
Landon Nelson	8	9
Mason Ellis	8	8
Tristian Fletcher	2	6
Dylan Brooks	5	5
Krishawn Brown	1	4
Logan Brantley	2	2
Jameel Croft	2	2
Brian Dilworth	-	2
Kaleb Purdy	2	2
Damarius McGhee	1	1
SPECIAL TEAMS		
PLAYER	2023	CAREER
Tabor Allen	10	41
Luke Hosford	10	32
Reis Vernon	-	29
Grayden Addison	10	13
Seth Keller	10	10
Emory Duggar	-	8
Damon Greaves	9	9
Owen Piepergerdes	3	6

LT		67 DOMINICK PUNI 6-5, 320, RS-Sr., 1L	Has accepted an invite to appear in the 2024 Reese's Senior Bowl...Has started every game he's played in at Kansas, 2023 at left tackle and 2022 at left guard...Preseason All-Big 12 Second Team selection by Phil Steele and third team by Athlon...Honorable Mention All-Big 12 in 2022...Transferred to Kansas from Central Missouri, where he started all 13 games at left tackle in 2019.	Year 2023 Career	GP/GS 10/10 23/23				
		75 CALVIN CLEMENTS 6-7, 315, Fr., HS	Hometown product who arrived at KU as a three-star prospect and the No. 8 player in the state of Kansas by Rivals and 247Sports.	Year 2023 Career	GP/GS -/- -/-				
LG		55 AR'MAJ REED-ADAMS 6-6, 315, RS-Jr., TR	Fourth-year member of the Kansas Football program...Has returned to the starting lineup after starting three games during the 2021 season...Appeared in all 13 games in 2022 as a reserve...Three-star recruit out of DeSoto HS, where he was ranked the No. 72 prospect in the state of Texas.	Year 2023 Career	GP/GS 10/9 29/12				
		76 SPENCER LOVELL 6-6, 325, RS-Jr., TR	College football veteran who transferred to Kansas following one season at Cal and three at Arizona State...Suffered a season-ending injury in game three of the 2022 season vs. Notre Dame...Three-star prospect coming out of Rocky Mountain HS in Fort Collins, Colorado.	Year 2023 Career	GP/GS 8/0 8/0				
C		50 MIKE NOVITSKY 6-5, 305, RS-Sr., 2L	Preseason All-Big 12 First Team selection...Selected to the Rimington Trophy Watch List for the fourth-consecutive season...Has started all 35 games at center for KU since arriving from Buffalo prior to the 2021 season...Didn't allow a sack and had just two QB hits in 846 snaps last season.	Year 2023 Career	GP/GS 10/10 35/35				
		73 DRE DOIRON 6-4, 305, RS-So., RS	Appeared in three games in 2022, his first at Kansas...Transferred to KU from Buffalo, where he started at right tackle in 10 games for the Bulls in 2021, appearing in all 12...Helped pave the way for a unit that averaged 195 rushing yards per game.	Year 2023 Career	GP/GS 7/0 10/0				
RG		54 MICHAEL FORD 6-3, 305, Jr., 2L	Has started 33 games over three seasons at Kansas...Transferred to Kansas from Buffalo, where he redshirted as a freshman...Was recruited to Buffalo from Homewood-Flossmoor HS in Illinois.	Year 2023 Career	GP/GS 10/9 35/33				
		70 KOBE BAYNES 6-4, 315, RS-So., RS	Appeared in three games during the 2022 season after transferring to Kansas from Louisville during fall camp...Was the No. 124 player in the state of Florida coming out of Sandalwood HS in Jacksonville.	Year 2023 Career	GP/GS 10/2 13/2				
RT		77 BRYCE CABELDUE 6-6, 315, Jr., 2L	Has started 37 consecutive games at right tackle, dating back to late in the 2020 season...Second-longest streak of starts on the roster...Was recruited to Kansas from Clovis HS in New Mexico.	Year 2023 Career	GP/GS 10/10 39/37				
		71 JAMES LIVINGSTON 6-7, 305, RS-Fr., RS	A 247 Sports 3-star recruit...Ranked as a 2-star recruit by Rivals.com...Prepped at Dexter High School for Coach Phil Jacobs...First-team all-state selection by the Detroit News as a senior...Named first-team all-state Division 2 by the Detroit Free-Press as a senior.	Year 2023 Career	GP/GS 0/0 1/0				
TE		89 MASON FAIRCHILD 6-5, 260, Sr., 4L	Three-year starter at tight end...With 78 receptions, is now tied for 4th in school history for receptions by a tight end...Nominated for the Allstate AFCA Good Works Team...Preseason All-Big 12 Third Team selection (Athlon, Phil Steele) and on the John Mackey Award Preseason Watch List.	Year 2023 Career	Rec.	Yds.	Avg.	TD	Long
		47 JARED CASEY 6-0, 255, Jr., 2L	Appeared in 13 games last season, making seven starts...Totaled 18 receptions for 224 yards and four touchdowns...Had a career-best four catches for 23 yards at Kansas State...In 2021, made the game-winning two-point conversion reception to defeat Texas, 57-56, in overtime.	Year 2023 Career	Rec.	Yds.	Avg.	TD	Long
RB		4 DEVIN NEAL 5-11, 215, Jr., 2L	Moved into 5th on KU's career rushing list, passing Gale Sayers and John Riggins, with 137 yards against Texas Tech...Now has 2,762 career rushing yards...Two-time All-Big 12 selection...On the watch list for the Maxwell Award and Doak Walker Award...Only returning 1,000-yard rusher in the Big 12...KU's first 1,000-yard rusher since 2019, finishing with 1,090 yards in 2022.	Year 2023 Career	Att.	Yds.	Avg.	TD	Long
		20 DANIEL HISHAW JR. 5-10, 220, RS-So., 1L	Named to the Doak Walker Award Watch List and College Football Comeback Player of the Year Watch List...Appeared in five games in 2022 before suffering a season-ending injury...Rushed for 262 yards and five touchdowns and added 95 yards and a receiving touchdown last season before injury.	Year 2023 Career	Att.	Yds.	Avg.	TD	Long
RB		25 DYLAN MCDUFFIE 6-0, 215, RS-Sr., TR	Rushed for 91 yards and two touchdowns vs. UCF...College football veteran, arrived in Lawrence after playing the 2022 season at Georgia Tech...Previously played four seasons at Buffalo, where he started his career under coach Lance Leipold...Rushed for 1,049 yards in 2021 at Buffalo.	Year 2023 Career	Att.	Yds.	Avg.	TD	Long
		28 SEVION MORRISON 6-0, 215, Jr., 1L	Rushed for 165 yards in 12 games last season, averaging 7.2 yards per carry with one touchdown...Transferred to Kansas from Nebraska, where he appeared in seven games, rushing 30 times for 116 yards and a touchdown...Rushed for a school-record 4,009 yards at Edison HS in Tulsa.	Year 2023 Career	Att.	Yds.	Avg.	TD	Long
QB		9 JASON BEAN 6-3, 205, RS-Sr., 2L	Has started 20 games at Kansas and surpassed 3,000 career passing yards vs. UCF...Tied for 5th in school history with 30 career touchdown passes...Threw for 200+ yards in five straight games in 2022, including two four-touchdown games...Began his career at North Texas for three seasons.	Year 2023 Career	Cmp	Att.	Pct.	Yds.	TD/Int.
		15 COLE BALLARD 6-2, 225, Fr., HS	Saw his first extended action as a Jayhawk against Texas Tech, throwing for 124 yards...Also appeared against Missouri State and Iowa State...Walked on at Kansas after earning Class 6A All-State honors at Westfield HS in Indiana...Son of Indianapolis Colts General Manager Chris Ballard.	Year 2023 Career	Cmp	Att.	Pct.	Yds.	TD/Int.
SL		6 JALON DANIELS 6-0, 220, Jr., 3L	Preseason Big 12 Offensive Player of the Year...Named to watch lists for the Maswell Award, Davey O'Brien Award, Walker Camp Award, Manning Award, Wuerfel Trophy and Johnny Unitas Golden Arm Award...Had an electric start to the 2022 season, guiding KU to a 5-0 record before suffering an injury.	Year 2023 Career	Cmp	Att.	Pct.	Yds.	TD/Int.
		11 LUKE GRIMM 6-0, 195, Jr., 2L	Recorded his 100th career reception vs. Illinois, becoming the 16th player in program history with 100+ receptions...Led the Jayhawks with 52 receptions and ranked second on the team with 623 receiving yards in 2022...Ranks No. 8 in school history with 14 career touchdown receptions.	Year 2023 Career	Rec.	Yds.	Avg.	TD	Long
X		5 DOUG EMILIEN 6-1, 190, RS-So., 1L	Appeared in all 13 games at KU in 2022, making two receptions including a 10-yard touchdown in the AutoZone Liberty Bowl vs. Arkansas...Transferred to Kansas from Minnesota following his redshirt freshman campaign.	Year 2023 Career	Rec.	Yds.	Avg.	TD	Long
		2 LAWRENCE ARNOLD 6-3, 200, Jr., 2L	Tied for 9th in Kansas history for receiving yards with 1,636...Scored the deciding 80-yard touchdown in KU's 28-21 win at Iowa State...Two-year starter and Preseason All-Big 12 Fourth Team selection (Athlon, Phil Steele)...Named to the Earl Campbell Tyler Rose Award Watch List.	Year 2023 Career	Rec.	Yds.	Avg.	TD	Long
Z		3 TANAKA SCOTT 6-4, 210, RS-So., 1L	Played in 12 games in 2022, making eight receptions for 109 yards...Has played in 14 games as a Jayhawk...Three-star recruit by Rivals and 247Sports coming out of Murphy HS in Mobile, Alabama.	Year 2023 Career	Rec.	Yds.	Avg.	TD	Long
		0 QUENTIN SKINNER 6-5, 195, RS-So., 2L	Breakthrough player in 2022, finishing fourth on the team with 26 receptions for 440 yards and five touchdowns...Had a career-high four receptions for 98 yards and two TDs vs. TCU...Played primarily special teams in 2021 after redshirting in 2020...Arrived at KU as a walk-on out of Claremore HS in Oklahoma.	Year 2023 Career	Rec.	Yds.	Avg.	TD	Long
Z		7 TREVOR WILSON 5-11, 200, RS-Jr., 2L	Has scored a touchdown in three straight games, first a receiving TD at Texas followed by an 82-yard punt return against UCF and another receiving TD vs. OSU...Arrived in Lawrence before the 2021 season after spending two seasons at Buffalo under coach Lance Leipold...Hauled in a touchdown vs. Baylor in his first season at KU.	Year 2023 Career	Rec.	Yds.	Avg.	TD	Long

DE		90 JEROME ROBINSON 6-3, 260, Jr., 3L	OR	<ul style="list-style-type: none">Second on the team in tackles for loss and sacks...Appeared in all 13 games in 2022, finishing with a career-high 34 tackles, 8.5 tackles for loss and 3.0 sacks...Forced and recovered two fumbles...Finished the season with a career-best 6 tackles against Arkansas in the AutoZone Liberty Bowl.	<table><tr><th>Year</th><th>U-A-T</th><th>TFL-Yds.</th><th>Sk-Yds.</th><th>INT</th><th>PD</th><th>FF/R</th></tr><tr><td>2023</td><td>20-2-22</td><td>6.0-18</td><td>4.5-16</td><td>0</td><td>6</td><td>0/0</td></tr><tr><td>Career</td><td>51-22-73</td><td>19.0-60</td><td>8.5-42</td><td>0</td><td>6</td><td>3/2</td></tr></table>	Year	U-A-T	TFL-Yds.	Sk-Yds.	INT	PD	FF/R	2023	20-2-22	6.0-18	4.5-16	0	6	0/0	Career	51-22-73	19.0-60	8.5-42	0	6	3/2
	Year	U-A-T		TFL-Yds.	Sk-Yds.	INT	PD	FF/R																		
	2023	20-2-22		6.0-18	4.5-16	0	6	0/0																		
Career	51-22-73	19.0-60	8.5-42	0	6	3/2																				
	46 DAVION WESTMORELAND 6-3, 255, RS-So., RS	<ul style="list-style-type: none">Played in three games down the stretch of the 2022 season...Recorded one tackle at Baylor and another vs. Texas...Played two seasons at Hutchinson CC, earning second team all-conference honors.	<table><tr><th>Year</th><th>U-A-T</th><th>TFL-Yds.</th><th>Sk-Yds.</th><th>INT</th><th>PD</th><th>FF/R</th></tr><tr><td>2023</td><td>2-2-4</td><td>0.0-0</td><td>0.0-0</td><td>0</td><td>0</td><td>0/0</td></tr><tr><td>Career</td><td>3-3-6</td><td>0.0-0</td><td>0.0-0</td><td>0</td><td>0</td><td>0/0</td></tr></table>	Year	U-A-T	TFL-Yds.	Sk-Yds.	INT	PD	FF/R	2023	2-2-4	0.0-0	0.0-0	0	0	0/0	Career	3-3-6	0.0-0	0.0-0	0	0	0/0		
Year	U-A-T	TFL-Yds.	Sk-Yds.	INT	PD	FF/R																				
2023	2-2-4	0.0-0	0.0-0	0	0	0/0																				
Career	3-3-6	0.0-0	0.0-0	0	0	0/0																				
DT		13 DYLAN BROOKS 6-4, 240, RS-So., TR	OR	<ul style="list-style-type: none">Transferred to Kansas from Auburn, where he appeared in nine games during the 2022 season...Redshirted his first season at Auburn...Highly recruited out of Handley HS in Roanoke, Alabama...Rated the No. 1 prospect in Alabama by ESPN, No. 2 by 247Sports.	<table><tr><th>Year</th><th>U-A-T</th><th>TFL-Yds.</th><th>Sk-Yds.</th><th>INT</th><th>PD</th><th>FF/R</th></tr><tr><td>2023</td><td>2-2-4</td><td>1.0-4</td><td>0</td><td>0</td><td>0</td><td>0/0</td></tr><tr><td>Career</td><td>2-2-4</td><td>1.0-4</td><td>0</td><td>0</td><td>0</td><td>0/0</td></tr></table>	Year	U-A-T	TFL-Yds.	Sk-Yds.	INT	PD	FF/R	2023	2-2-4	1.0-4	0	0	0	0/0	Career	2-2-4	1.0-4	0	0	0	0/0
	Year	U-A-T		TFL-Yds.	Sk-Yds.	INT	PD	FF/R																		
	2023	2-2-4		1.0-4	0	0	0	0/0																		
Career	2-2-4	1.0-4	0	0	0	0/0																				
	92 TOMMY DUNN 6-3, 310, RS-So., 1L	<ul style="list-style-type: none">Made his first career start against Illinois...Saw reserve action in all 13 games during the 2022 season...Had a career-high 3 tackles and one-half sack at Oklahoma...Came to Kansas as a three-star prospect out of Naaman Forest HS in Garland, Texas.	<table><tr><th>Year</th><th>U-A-T</th><th>TFL-Yds.</th><th>Sk-Yds.</th><th>INT</th><th>PD</th><th>FF/R</th></tr><tr><td>2023</td><td>7-4-11</td><td>1.5-8</td><td>1.0-7</td><td>0</td><td>0</td><td>1/0</td></tr><tr><td>Career</td><td>14-6-20</td><td>3.0-11</td><td>1.5-9</td><td>0</td><td>0</td><td>1/0</td></tr></table>	Year	U-A-T	TFL-Yds.	Sk-Yds.	INT	PD	FF/R	2023	7-4-11	1.5-8	1.0-7	0	0	1/0	Career	14-6-20	3.0-11	1.5-9	0	0	1/0		
Year	U-A-T	TFL-Yds.	Sk-Yds.	INT	PD	FF/R																				
2023	7-4-11	1.5-8	1.0-7	0	0	1/0																				
Career	14-6-20	3.0-11	1.5-9	0	0	1/0																				
	52 DJ WITHERS 6-4, 310, RS-So., 1L	<ul style="list-style-type: none">Recorded his first career takeaway with a fumble recovery vs. UCF...Appeared as a reserve in all 13 games in 2022...Recorded a season-best 3 tackles against Texas and had at least one tackle in four different games...Three-star recruit out of Joe T. Robinson HS in Little Rock, Arkansas	<table><tr><th>Year</th><th>U-A-T</th><th>TFL-Yds.</th><th>Sk-Yds.</th><th>INT</th><th>PD</th><th>FF/R</th></tr><tr><td>2023</td><td>4-2-6</td><td>1.5-2</td><td>0.0-0</td><td>0</td><td>0</td><td>0/1</td></tr><tr><td>Career</td><td>8-4-12</td><td>2.5-3</td><td>0.0-0</td><td>0</td><td>0</td><td>0/1</td></tr></table>	Year	U-A-T	TFL-Yds.	Sk-Yds.	INT	PD	FF/R	2023	4-2-6	1.5-2	0.0-0	0	0	0/1	Career	8-4-12	2.5-3	0.0-0	0	0	0/1		
Year	U-A-T	TFL-Yds.	Sk-Yds.	INT	PD	FF/R																				
2023	4-2-6	1.5-2	0.0-0	0	0	0/1																				
Career	8-4-12	2.5-3	0.0-0	0	0	0/1																				
DT		97 KENEAN CALDWELL 6-3, 325, RS-So., 2L	OR	<ul style="list-style-type: none">Redshirted in 2022 after playing in 16 games during his first two seasons at Kansas...Recorded 13 tackles in 2021...Came to KU as a three-star recruit and the No. 37 recruit in Louisiana, playing at Oak Grove HS.	<table><tr><th>Year</th><th>U-A-T</th><th>TFL-Yds.</th><th>Sk-Yds.</th><th>INT</th><th>PD</th><th>FF/R</th></tr><tr><td>2023</td><td>2-1-3</td><td>0-0</td><td>0.0-0</td><td>0</td><td>0</td><td>0/0</td></tr><tr><td>Career</td><td>9-7-16</td><td>0-0</td><td>0-0</td><td>0</td><td>0</td><td>0/0</td></tr></table>	Year	U-A-T	TFL-Yds.	Sk-Yds.	INT	PD	FF/R	2023	2-1-3	0-0	0.0-0	0	0	0/0	Career	9-7-16	0-0	0-0	0	0	0/0
	Year	U-A-T		TFL-Yds.	Sk-Yds.	INT	PD	FF/R																		
	2023	2-1-3		0-0	0.0-0	0	0	0/0																		
Career	9-7-16	0-0	0-0	0	0	0/0																				
	40 DEVIN PHILLIPS 6-2, 315, RS-Sr., TR	<ul style="list-style-type: none">Transferred to Kansas as a four-year starter at the FBS level while at Colorado State...Preseason All-Big 12 Fourth Team selection by Phil Steele...Totaled 33 tackles, including 4.0 tackles for loss and 2.5 sacks in 2022.	<table><tr><th>Year</th><th>U-A-T</th><th>TFL-Yds.</th><th>Sk-Yds.</th><th>INT</th><th>PD</th><th>FF/R</th></tr><tr><td>2023</td><td>7-1-8</td><td>0-0</td><td>0-0</td><td>0</td><td>0</td><td>0/0</td></tr><tr><td>Career</td><td>7-1-8</td><td>0-0</td><td>0-0</td><td>0</td><td>0</td><td>0/0</td></tr></table>	Year	U-A-T	TFL-Yds.	Sk-Yds.	INT	PD	FF/R	2023	7-1-8	0-0	0-0	0	0	0/0	Career	7-1-8	0-0	0-0	0	0	0/0		
Year	U-A-T	TFL-Yds.	Sk-Yds.	INT	PD	FF/R																				
2023	7-1-8	0-0	0-0	0	0	0/0																				
Career	7-1-8	0-0	0-0	0	0	0/0																				
	7 GAGE KEYS 6-5, 290, RS-So., TR	<ul style="list-style-type: none">Joined the Jayhawks in spring 2023 following three seasons at Minnesota...Made his Minnesota debut last season, appearing in seven games and totaling five tackles and one QBH...Consensus three-start recruit out of Hilliard Davidson HS in Hilliard, Ohio.	<table><tr><th>Year</th><th>U-A-T</th><th>TFL-Yds.</th><th>Sk-Yds.</th><th>INT</th><th>PD</th><th>FF/R</th></tr><tr><td>2023</td><td>9-5-14</td><td>0.0-0</td><td>0.0-0</td><td>0</td><td>0</td><td>0/0</td></tr><tr><td>Career</td><td>9-5-14</td><td>0.0-0</td><td>0.0-0</td><td>0</td><td>0</td><td>0/0</td></tr></table>	Year	U-A-T	TFL-Yds.	Sk-Yds.	INT	PD	FF/R	2023	9-5-14	0.0-0	0.0-0	0	0	0/0	Career	9-5-14	0.0-0	0.0-0	0	0	0/0		
Year	U-A-T	TFL-Yds.	Sk-Yds.	INT	PD	FF/R																				
2023	9-5-14	0.0-0	0.0-0	0	0	0/0																				
Career	9-5-14	0.0-0	0.0-0	0	0	0/0																				
DE		9 AUSTIN BOOKER 6-6, 245, RS-So., TR	OR	<ul style="list-style-type: none">Arrived at Kansas in January after two seasons at Minnesota...Appeared in six games for the Gophers in 2022, totaling two tackles and 1.0 tackle for loss...Three-star recruit out of Center Grove HS in Greenwood, Indiana, where he was the No. 9 recruit in thestate by 247Sports.	<table><tr><th>Year</th><th>U-A-T</th><th>TFL-Yds.</th><th>Sk-Yds.</th><th>INT</th><th>PD</th><th>FF/R</th></tr><tr><td>2023</td><td>31-11-42</td><td>10.0-62</td><td>7.0-55</td><td>0</td><td>0</td><td>2/0</td></tr><tr><td>Career</td><td>31-11-42</td><td>10.0-62</td><td>7.0-55</td><td>0</td><td>0</td><td>6/0</td></tr></table>	Year	U-A-T	TFL-Yds.	Sk-Yds.	INT	PD	FF/R	2023	31-11-42	10.0-62	7.0-55	0	0	2/0	Career	31-11-42	10.0-62	7.0-55	0	0	6/0
	Year	U-A-T		TFL-Yds.	Sk-Yds.	INT	PD	FF/R																		
	2023	31-11-42		10.0-62	7.0-55	0	0	2/0																		
Career	31-11-42	10.0-62	7.0-55	0	0	6/0																				
	37 HAYDEN HATCHER 6-3, 245, RS-Sr., 2L	<ul style="list-style-type: none">One of the longest-tenured players on the roster, now in his fifth season at KU after starting his career at Iowa Western CC...Appeared in all 13 games during the 2022 season, including his first career start at Oklahoma...Had a career-high 4 tackles at Houston.	<table><tr><th>Year</th><th>U-A-T</th><th>TFL-Yds.</th><th>Sk-Yds.</th><th>INT</th><th>PD</th><th>FF/R</th></tr><tr><td>2023</td><td>6-15-21</td><td>3.0-5</td><td>0.5-1</td><td>0</td><td>0</td><td>0/0</td></tr><tr><td>Career</td><td>24-31-55</td><td>6.0-11</td><td>1.0-3</td><td>0</td><td>1</td><td>0/1</td></tr></table>	Year	U-A-T	TFL-Yds.	Sk-Yds.	INT	PD	FF/R	2023	6-15-21	3.0-5	0.5-1	0	0	0/0	Career	24-31-55	6.0-11	1.0-3	0	1	0/1		
Year	U-A-T	TFL-Yds.	Sk-Yds.	INT	PD	FF/R																				
2023	6-15-21	3.0-5	0.5-1	0	0	0/0																				
Career	24-31-55	6.0-11	1.0-3	0	1	0/1																				
	36 PATRICK JOYNER JR. 6-3, 255, RS-Sr., TR	<ul style="list-style-type: none">Graduate transfer who arrived in Lawrence after playing two seasons at Utah State and three at Miami (Fla.)...In 2022 at Utah State, totaled 31 tackles, including 3.0 tackles for loss, 1.0 sack and one pass breakup...Finished off his season with four tackles against Memphis in the ServPro First Responder Bowl.	<table><tr><th>Year</th><th>U-A-T</th><th>TFL-Yds.</th><th>Sk-Yds.</th><th>INT</th><th>PD</th><th>FF/R</th></tr><tr><td>2023</td><td>9-3-12</td><td>2.5-35</td><td>2.0-14</td><td>0</td><td>0</td><td>0/0</td></tr><tr><td>Career</td><td>9-3-12</td><td>2.5-35</td><td>2.0-14</td><td>0</td><td>0</td><td>0/0</td></tr></table>	Year	U-A-T	TFL-Yds.	Sk-Yds.	INT	PD	FF/R	2023	9-3-12	2.5-35	2.0-14	0	0	0/0	Career	9-3-12	2.5-35	2.0-14	0	0	0/0		
Year	U-A-T	TFL-Yds.	Sk-Yds.	INT	PD	FF/R																				
2023	9-3-12	2.5-35	2.0-14	0	0	0/0																				
Career	9-3-12	2.5-35	2.0-14	0	0	0/0																				
LB		15 CRAIG YOUNG 6-3, 225, RS-Sr., 1L	OR	<ul style="list-style-type: none">Started 12 of 13 games in 2022, his first season at Kansas after transferring from Ohio State...Earned Preseason All-Big 12 Fourth Team honors from Phil Steele and Athlon Sports...Ranked third on the team with 4.5 sacks and second with 4.5 sacks as a junior...Three-star prospect out of Wayne HS in Fort Wayne, Indiana.	<table><tr><th>Year</th><th>U-A-T</th><th>TFL-Yds.</th><th>Sk-Yds.</th><th>INT</th><th>PD</th><th>FF/R</th></tr><tr><td>2023</td><td>22-11-33</td><td>3.0-7</td><td>15-4</td><td>0</td><td>2</td><td>0/0</td></tr><tr><td>Career</td><td>64-29-93</td><td>8.5-33</td><td>6.0-27</td><td>1</td><td>6</td><td>1/0</td></tr></table>	Year	U-A-T	TFL-Yds.	Sk-Yds.	INT	PD	FF/R	2023	22-11-33	3.0-7	15-4	0	2	0/0	Career	64-29-93	8.5-33	6.0-27	1	6	1/0
	Year	U-A-T		TFL-Yds.	Sk-Yds.	INT	PD	FF/R																		
	2023	22-11-33		3.0-7	15-4	0	2	0/0																		
Career	64-29-93	8.5-33	6.0-27	1	6	1/0																				
	10 JAYSON GILLIOM 6-2, 220, RS-So., RS	<ul style="list-style-type: none">Missed the 2022 season due to injury...Appeared in 12 games as a true freshman, making three starts...Had a career-best two tackles on four occasions...Composite three-star recruit by 247Sports and a top-20 recruit in Georgia coming out of North Gwinnett HS.	<table><tr><th>Year</th><th>U-A-T</th><th>TFL-Yds.</th><th>Sk-Yds.</th><th>INT</th><th>PD</th><th>FF/R</th></tr><tr><td>2023</td><td>10-4-14</td><td>1.0-6</td><td>1.0-6</td><td>0</td><td>0</td><td>0/0</td></tr><tr><td>Career</td><td>22-5-27</td><td>1.0-6</td><td>1.0-6</td><td>0</td><td>0</td><td>0/0</td></tr></table>	Year	U-A-T	TFL-Yds.	Sk-Yds.	INT	PD	FF/R	2023	10-4-14	1.0-6	1.0-6	0	0	0/0	Career	22-5-27	1.0-6	1.0-6	0	0	0/0		
Year	U-A-T	TFL-Yds.	Sk-Yds.	INT	PD	FF/R																				
2023	10-4-14	1.0-6	1.0-6	0	0	0/0																				
Career	22-5-27	1.0-6	1.0-6	0	0	0/0																				
LB		30 RICH MILLER 6-1, 230, RS-Sr., 2L	OR	<ul style="list-style-type: none">Two-year starter at Kansas after transferring from Buffalo, where he started his career under coach Lance Leipold...Preseason All-Big 12 Third Team selection by Athlon Sports...Earned Honorable Mention All-Big 12 in 2021...Ranked second on the team with 94 tackles (56 solo, 38 assist) in 2022.	<table><tr><th>Year</th><th>U-A-T</th><th>TFL-Yds.</th><th>Sk-Yds.</th><th>INT</th><th>PD</th><th>FF/R</th></tr><tr><td>2023</td><td>36-15-51</td><td>4.0-17</td><td>2.0-12</td><td>0</td><td>0</td><td>0/0</td></tr><tr><td>Career</td><td>149-75-224</td><td>12.0-49</td><td>5.0-30</td><td>1</td><td>3</td><td>1/1</td></tr></table>	Year	U-A-T	TFL-Yds.	Sk-Yds.	INT	PD	FF/R	2023	36-15-51	4.0-17	2.0-12	0	0	0/0	Career	149-75-224	12.0-49	5.0-30	1	3	1/1
	Year	U-A-T		TFL-Yds.	Sk-Yds.	INT	PD	FF/R																		
	2023	36-15-51		4.0-17	2.0-12	0	0	0/0																		
Career	149-75-224	12.0-49	5.0-30	1	3	1/1																				
	44 CORNELL WHEELER 6-0, 230, Jr., 1L	<ul style="list-style-type: none">Appeared in 19 games over his two seasons at Kansas, primarily on special teams...Transferred to KU from Michigan ahead of the 2021 season...Four-star prospect by Rivals and the No. 5 prospect in Michigan coming out of West Bloomfield HS.	<table><tr><th>Year</th><th>U-A-T</th><th>TFL-Yds.</th><th>Sk-Yds.</th><th>INT</th><th>PD</th><th>FF/R</th></tr><tr><td>2023</td><td>17-6-23</td><td>4.0-7</td><td>1.0-2</td><td>1-6</td><td>0</td><td>1/1</td></tr><tr><td>Career</td><td>17-7-24</td><td>2.0-7</td><td>1.0-2</td><td>1-6</td><td>0</td><td>1/1</td></tr></table>	Year	U-A-T	TFL-Yds.	Sk-Yds.	INT	PD	FF/R	2023	17-6-23	4.0-7	1.0-2	1-6	0	1/1	Career	17-7-24	2.0-7	1.0-2	1-6	0	1/1		
Year	U-A-T	TFL-Yds.	Sk-Yds.	INT	PD	FF/R																				
2023	17-6-23	4.0-7	1.0-2	1-6	0	1/1																				
Career	17-7-24	2.0-7	1.0-2	1-6	0	1/1																				
LB		6 TAIWAN BERRYHILL JR. 6-2, 230, Jr., 2L	OR	<ul style="list-style-type: none">Started all 13 games at linebacker in 2022...Ranked ninth on the team in tackles, totaling 46 (28 solo, 18 assist) on the year...Added 6.0 tackles for loss and 2.0 sacks...Has appeared in 30 consecutive games...Three-star recruit by all outlets coming out of St. Augustine HS in New Orleans.	<table><tr><th>Year</th><th>U-A-T</th><th>TFL-Yds.</th><th>Sk-Yds.</th><th>INT</th><th>PD</th><th>FF/R</th></tr><tr><td>2023</td><td>22-7-29</td><td>2.0-9</td><td>1.0-8</td><td>0</td><td>0</td><td>0/0</td></tr><tr><td>Career</td><td>67-44-111</td><td>8.0-31</td><td>3.0-21</td><td>0</td><td>1</td><td>0/0</td></tr></table>	Year	U-A-T	TFL-Yds.	Sk-Yds.	INT	PD	FF/R	2023	22-7-29	2.0-9	1.0-8	0	0	0/0	Career	67-44-111	8.0-31	3.0-21	0	1	0/0
	Year	U-A-T		TFL-Yds.	Sk-Yds.	INT	PD	FF/R																		
	2023	22-7-29		2.0-9	1.0-8	0	0	0/0																		
Career	67-44-111	8.0-31	3.0-21	0	1	0/0																				
	28 JB BROWN 6-2, 230, Jr., TR	<ul style="list-style-type: none">Transferred to Kansas after three seasons at Bowling Green...Appeared in all 30 games at BGSU over the past three seasons...Ranked fifth on the team with 53 tackles in 2022, including 4.5 tackles for loss and 1.5 sacks...Recruited to BGSU out of Har-Ber HS in Hughes, Arkansas.	<table><tr><th>Year</th><th>U-A-T</th><th>TFL-Yds.</th><th>Sk-Yds.</th><th>INT</th><th>PD</th><th>FF/R</th></tr><tr><td>2023</td><td>29-14-43</td><td>6.0-34</td><td>2.0-16</td><td>0</td><td>1</td><td>2/1</td></tr><tr><td>Career</td><td>29-14-43</td><td>6.0-34</td><td>2.0-16</td><td>0</td><td>1</td><td>2/1</td></tr></table>	Year	U-A-T	TFL-Yds.	Sk-Yds.	INT	PD	FF/R	2023	29-14-43	6.0-34	2.0-16	0	1	2/1	Career	29-14-43	6.0-34	2.0-16	0	1	2/1		
Year	U-A-T	TFL-Yds.	Sk-Yds.	INT	PD	FF/R																				
2023	29-14-43	6.0-34	2.0-16	0	1	2/1																				
Career	29-14-43	6.0-34	2.0-16	0	1	2/1																				
CB		2 COBEE BRYANT 6-0, 170, Jr., 2L	OR	<ul style="list-style-type: none">Scored his fourth career touchdown in KU's victory over BYU...Has scored on two interception returns, one fumble recovery return and one blocked field goal return...All-Big 12 First Team selection in 2022...Named to 2023 Watch Lists for Bronko Nagurski Trophy, Lott IMPACT Award, Chuck Bednarik Award and Jim Thorpe Award...Two-time Big 12 Defensive Player of the Week, most recently Sept. 25, 2023	<table><tr><th>Year</th><th>U-A-T</th><th>TFL-Yds.</th><th>Sk-Yds.</th><th>INT</th><th>PD</th><th>FF/R</th></tr><tr><td>2023</td><td>25-1-26</td><td>4.0-18</td><td>0-0</td><td>2</td><td>2</td><td>1/1</td></tr><tr><td>Career</td><td>76-9-85</td><td>5.5-20</td><td>0-0</td><td>7</td><td>12</td><td>1/2</td></tr></table>	Year	U-A-T	TFL-Yds.	Sk-Yds.	INT	PD	FF/R	2023	25-1-26	4.0-18	0-0	2	2	1/1	Career	76-9-85	5.5-20	0-0	7	12	1/2
	Year	U-A-T		TFL-Yds.	Sk-Yds.	INT	PD	FF/R																		
	2023	25-1-26		4.0-18	0-0	2	2	1/1																		
Career	76-9-85	5.5-20	0-0	7	12	1/2																				
	18 KALON GERVIN 5-11, 195, RS-Sr., 1L	<ul style="list-style-type: none">Saw action in all 13 games for KU in 2022, his first season with the Jayhawks after transferring in from Michigan State...Ranked fourth on the team with four passes defended while adding 21 tackles and 1.0 tackle for loss.	<table><tr><th>Year</th><th>U-A-T</th><th>TFL-Yds.</th><th>Sk-Yds.</th><th>INT</th><th>PD</th><th>FF/R</th></tr><tr><td>2023</td><td>8-2-10</td><td>0-0</td><td>0-0</td><td>0</td><td>3</td><td>0/0</td></tr><tr><td>Career</td><td>25-6-31</td><td>1.0-1</td><td>0.0-0</td><td>0</td><td>7</td><td>0/0</td></tr></table>	Year	U-A-T	TFL-Yds.	Sk-Yds.	INT	PD	FF/R	2023	8-2-10	0-0	0-0	0	3	0/0	Career	25-6-31	1.0-1	0.0-0	0	7	0/0		
Year	U-A-T	TFL-Yds.	Sk-Yds.	INT	PD	FF/R																				
2023	8-2-10	0-0	0-0	0	3	0/0																				
Career	25-6-31	1.0-1	0.0-0	0	7	0/0																				
S		4 MARVIN GRANT 6-2, 210, RS-Jr., 1L	OR	<ul style="list-style-type: none">Appeared in all 13 games during the 2022 season, his first at KU after transferring in from Purdue...Ranked sixth on the team with 52 tackles (34 solo, 18 assist)...Four-star recruit by all outlets out of Martin Luther King HS in Detroit.	<table><tr><th>Year</th><th>U-A-T</th><th>TFL-Yds.</th><th>Sk-Yds.</th><th>INT</th><th>PD</th><th>FF/R</th></tr><tr><td>2023</td><td>26-12-38</td><td>4.0-5</td><td>0.0-0</td><td>0</td><td>1</td><td>1/0</td></tr><tr><td>Career</td><td>60-29-89</td><td>6.0-7</td><td>0.0-0</td><td>0</td><td>2</td><td>2/0</td></tr></table>	Year	U-A-T	TFL-Yds.	Sk-Yds.	INT	PD	FF/R	2023	26-12-38	4.0-5	0.0-0	0	1	1/0	Career	60-29-89	6.0-7	0.0-0	0	2	2/0
	Year	U-A-T		TFL-Yds.	Sk-Yds.	INT	PD	FF/R																		
	2023	26-12-38		4.0-5	0.0-0	0	1	1/0																		
Career	60-29-89	6.0-7	0.0-0	0	2	2/0																				
	5 O.J. BURROUGHS 5-10, 185, Jr., 2L	<ul style="list-style-type: none">Started all 13 games at safety in 2022...Finished the season with a career-high 8 tackles and an interception against Arkansas in the AutoZone Liberty Bowl, earning the Outstanding Defensive Player honor...Three-star recruit out of IMG Academy and Savannah, Georgia.	<table><tr><th>Year</th><th>U-A-T</th><th>TFL-Yds.</th><th>Sk-Yds.</th><th>INT</th><th>PD</th><th>FF/R</th></tr><tr><td>2023</td><td>36-8-44</td><td>1.5-3</td><td>0.0-0</td><td>1</td><td>4</td><td>0/0</td></tr><tr><td>Career</td><td>96-21-119</td><td>2.0-4</td><td>0.0-0</td><td>4</td><td>12</td><td>2/0</td></tr></table>	Year	U-A-T	TFL-Yds.	Sk-Yds.	INT	PD	FF/R	2023	36-8-44	1.5-3	0.0-0	1	4	0/0	Career	96-21-119	2.0-4	0.0-0	4	12	2/0		
Year	U-A-T	TFL-Yds.	Sk-Yds.	INT	PD	FF/R																				
2023	36-8-44	1.5-3	0.0-0	1	4	0/0																				
Career	96-21-119	2.0-4	0.0-0	4	12	2/0																				
S		1 KENNY LOGAN JR. 6-0, 210, Sr., 4L	OR	<ul style="list-style-type: none">Scored his second career touchdown against BYU, an interception return for a score...Most veteran member on the 2023 Kansas Football team...Has led KU in tackles in each of the past three season, including back-to-back 100+ tackle seasons...On preseason watch list for the Paul Hornung Award for the third-straight season.	<table><tr><th>Year</th><th>U-A-T</th><th>TFL-Yds.</th><th>Sk-Yds.</th><th>INT</th><th>PD</th><th>FF/R</th></tr><tr><td>2023</td><td>46-24-70</td><td>6.0-15</td><td>0.0-0</td><td>1</td><td>4</td><td>1/0</td></tr><tr><td>Career</td><td>248-113-361</td><td>12.5-34</td><td>1.0-6</td><td>6</td><td>21</td><td>5/2</td></tr></table>	Year	U-A-T	TFL-Yds.	Sk-Yds.	INT	PD	FF/R	2023	46-24-70	6.0-15	0.0-0	1	4	1/0	Career	248-113-361	12.5-34	1.0-6	6	21	5/2
	Year	U-A-T		TFL-Yds.	Sk-Yds.	INT	PD	FF/R																		
	2023	46-24-70		6.0-15	0.0-0	1	4	1/0																		
Career	248-113-361	12.5-34	1.0-6	6	21	5/2																				
	14 JALEN DYE 6-0, 195, RS-So., RS	<ul style="list-style-type: none">Redshirted his first season at Kansas after transferring in from Palomar College, where he earned all-conference honors...Son of former Major League Baseball player Jermaine Dye, who played five seasons with the Kansas City Royals.	<table><tr><th>Year</th><th>U-A-T</th><th>TFL-Yds.</th><th>Sk-Yds.</th><th>INT</th><th>PD</th><th>FF/R</th></tr><tr><td>2023</td><td>0-0-0</td><td>0.0-0</td><td>0</td><td>0</td><td>1</td><td>0/0</td></tr><tr><td>Career</td><td>0-0-0</td><td>0.0-0</td><td>0</td><td>0</td><td>1</td><td>0/0</td></tr></table>	Year	U-A-T	TFL-Yds.	Sk-Yds.	INT	PD	FF/R	2023	0-0-0	0.0-0	0	0	1	0/0	Career	0-0-0	0.0-0	0	0	1	0/0		
Year	U-A-T	TFL-Yds.	Sk-Yds.	INT	PD	FF/R																				
2023	0-0-0	0.0-0	0	0	1	0/0																				
Career	0-0-0	0.0-0	0	0	1	0/0																				
CB		3 MELLO DOTSON 6-1, 190, Jr., 2L	OR	<ul style="list-style-type: none">First player in Kansas Football history to return an interception for a touchdown in back-to-back games...Started all 13 games at cornerback in 2022 and ranked fifth on the team with 54 tackles (41 solo, 13 assist)...Three-star prospect our of Mainland HS in Daytona Beach, Florida.	<table><tr><th>Year</th><th>U-A-T</th><th>TFL-Yds.</th><th>Sk-Yds.</th><th>INT</th><th>PD</th><th>FF/R</th></tr><tr><td>2023</td><td>33-7-40</td><td>3.0-13</td><td>1.0-7</td><td>2</td><td>7</td><td>0/0</td></tr><tr><td>Career</td><td>96-24-120</td><td>4.0-15</td><td>1.0-7</td><td>6</td><td>16</td><td>1/1</td></tr></table>	Year	U-A-T	TFL-Yds.	Sk-Yds.	INT	PD	FF/R	2023	33-7-40	3.0-13	1.0-7	2	7	0/0	Career	96-24-120	4.0-15	1.0-7	6	16	1/1
	Year	U-A-T		TFL-Yds.	Sk-Yds.	INT	PD	FF/R																		
	2023	33-7-40		3.0-13	1.0-7	2	7	0/0																		
Career	96-24-120	4.0-15	1.0-7	6	16	1/1																				
	8 KWINTON LASSITER 5-11, 190, Sr., 2L	<ul style="list-style-type: none">Appeared in all 13 games in 2022, primarily on special teams...Played two seasons at Butler CC...Son of the late Kwamie Lassiter, who played at KU from 1992-94 before a lengthy NFL career...Brother Kwamie Lassiter II played at KU from 2016-21 and currently plays for the NFL's Cincinnati Bengals.	<table><tr><th>Year</th><th>U-A-T</th><th>TFL-Yds.</th><th>Sk-Yds.</th><th>INT</th><th>PD</th><th>FF/R</th></tr><tr><td>2023</td><td>11-7-18</td><td>0.5-2</td><td>0.0-0</td><td>2</td><td>1</td><td>0/0</td></tr><tr><td>Career</td><td>16-7-23</td><td>0.5-2</td><td>0.0-0</td><td>2</td><td>1</td><td>0/0</td></tr></table>	Year	U-A-T	TFL-Yds.	Sk-Yds.	INT	PD	FF/R	2023	11-7-18	0.5-2	0.0-0	2	1	0/0	Career	16-7-23	0.5-2	0.0-0	2	1	0/0		
Year	U-A-T	TFL-Yds.	Sk-Yds.	INT	PD	FF/R																				
2023	11-7-18	0.5-2	0.0-0	2	1	0/0																				
Career	16-7-23	0.5-2	0.0-0	2	1	0/0																				



QUENTIN SKINNER

Wide Receiver | 6'5" | 195 | 2L | Jr.
Claremore, Okla. | Claremore HS

Notables:

- Recorded two catches, both touchdowns, for 91 yards at Oklahoma State (10-14-23)
- Matched his career-high with four receptions at Nevada (9-16-23)
- Hauled in two touchdowns on four receptions against TCU (10-8-22)

Career Receiving Stats

Date	Opponent	No.	Yds.	TD	Avg.
9-2-22	Tennessee Tech	1	56	0	56.0
9-10-22	at West Virginia	3	50	1	16.7
9-17-22	at Houston	1	-1	0	-1.0
9-24-22	Duke	2	19	0	9.5
10-1-22	Iowa State	1	10	0	10.0
10-8-22	TCU	4	98	2	24.5
10-15-22	at Oklahoma	1	7	0	7.0
10-22-22	at Baylor	4	66	1	16.5
11-5-22	Oklahoma State	1	4	0	4.0
11-12-22	at Texas Tech	3	29	1	9.7
11-19-22	Texas	4	98	0	24.5
12-28-22	vs. Arkansas	1	4	0	4.0
2022		26	440	5	16.9
9-1-23	Missouri State	4	77	0	19.3
9-8-23	Illinois	2	24	0	12.0
9-16-23	at Nevada	4	50	0	12.5
9-23-23	BYU	2	22	0	11.0
10-14-23	at Oklahoma State	2	91	2	45.5
10-28-23	Oklahoma	2	32	0	16.0
11-4-23	at Iowa State	3	84	0	28.0
11-11-23	Texas Tech	2	32	0	16.0
2023		21	412	2	19.6
Career		47	852	7	18.1

Career Highs: Receptions - 4 (Five Times, MR at Nevada, 9-16-23), Yards - 98 (Two Times, MR vs. Texas, 11-19-22), Touchdowns - 2 (Two Times, MR at Oklahoma State, 10-14-23)

Career Rushing Stats

Date	Opponent	No.	Yds.	TD	Avg.
9-17-22	at Houston	1	18	0	18.0
10-8-22	TCU	1	8	0	8.0
10-15-22	at Oklahoma	1	20	0	20.0
2022		3	46	0	15.3
9-8-23	Illinois	1	2	0	2.0
Career		4	48	0	12.0

Career Highs: Rushes - 2 (at Oklahoma, 11-7-20), Yards - 12 (at Oklahoma, 11-7-20)



KENNY LOGAN JR.

Safety | 6'0" | 210 | 4L | Sr.
St. Augustine, Fla. | Menendez HS

Notables:

- KU's all-time leading tackler among defensive backs and No. 6 in school history overall with 361 career tackles
- Recorded 2.5 tackles for loss at Nevada (9-16-23), a new career-high
- No. 7 among active FBS players for career tackles (361) and No. 2 for solo tackles (239). Both marks are tops among active FBS safeties
- Preseason All-Big 12 selection by Phil Steele and Athlon Sports...Named to the Paul Hornung Award Watch List
- KU's leading tackler in each of the past three seasons, with 100+ tackles each during the 2021 and 2022 seasons

Career Defensive Stats

Date	Opponent	UA-At-TT	TFL	Sack	Int.	PD	FF/R
9-13-19	at Boston College	3-0-3	0-0	0-0	0	0	0/0
10-26-19	Texas Tech	2-1-3	0-0	0-0	0	0	0/0
11-2-19	K-State	2-1-3	0-0	0-0	0	0	0/0
11-16-19	at Oklahoma State	1-1-2	0-0	0-0	0	0	0/0
11-23-19	at Iowa State	1-0-1	0-0	0-0	0	0	0/0
11-30-19	Baylor	2-0-2	0-0	0-0	0	0	0/0
2019		11-3-14	0-0	0-0	0	0	0/0
9-12-20	Coastal Carolina	6-1-7	0-0	0-0	0	0	0/0
9-26-20	at Baylor	4-3-7	1.0-6	1.0-6	0	0	1/0
10-3-20	Oklahoma State	8-4-12	0-0	0-0	0	1	0/0
10-17-20	at West Virginia	5-3-8	0-0	0-0	0	1	0/0
10-24-20	at Kansas State	6-0-6	0-0	0-0	0	0	0/0
10-31-20	Iowa State	3-0-3	0-0	0-0	1	1	0/0
11-7-20	at Oklahoma State	3-4-7	0-0	0-0	1	0	0/0
11-28-20	TCU	3-2-5	0-0	0-0	0	0	0/0
12-5-20	at Texas Tech	2-1-3	0-0	0-0	0	0	0/0
2020		40-18-58	1.0-6	1.0-6	2	3	1/0
9-3-21	South Dakota	4-3-7	0-0	0-0	0	1	0/0
9-10-21	at Coastal Carolina	3-6-9	0-0	0-0	0	2	0/0
9-18-21	Baylor	7-2-9	0-0	0-0	0	1	1/1
9-25-21	at Duke	9-3-12	0-0	0-0	0	0	1/0
10-2-21	at Iowa State	1-1-2	0-0	0-0	0	0	0/0
10-16-21	Texas Tech	6-0-6	0-0	0-0	1	1	0/0
10-23-21	Oklahoma	10-4-14	0-0	0-0	0	0	0/0
10-30-21	at Oklahoma State	5-2-7	1.0-1	0-0	0	0	0/0
11-6-21	Kansas State	5-2-7	0-0	0-0	0	0	0/0
11-13-21	at Texas	11-0-11	0-0	0-0	0	1	0/0
11-20-21	at TCU	8-7-15	2.0-8	0-0	0	0	0/0
11-27-21	West Virginia	10-4-14	1.0-1	0-0	0	0	0/0
2021		79-34-113	4.0-10	0.0	1	6	2/1
9-2-22	Tennessee Tech	4-0-4	0-0	0-0	0	0	0/0
9-10-22	at West Virginia	3-7-10	0-0	0-0	0	0	0/0
9-17-22	at Houston	3-2-5	0-0	0-0	1	0	0/0
9-24-22	Duke	3-1-4	0-0	0-0	0	1	0/0
10-1-22	Iowa State	4-0-4	0-0	0-0	0	1	0/0
10-8-22	TCU	8-4-12	0-0	0-0	0	0	1/1
10-15-22	at Oklahoma	7-7-14	1.0-2	0-0	1	0	0/0
10-22-22	at Baylor	5-3-8	0-0	0-0	0	0	0/0
11-5-22	Oklahoma State	6-2-8	0-0	0-0	0	0	0/0
11-12-22	at Texas Tech	8-3-11	0-0	0-0	0	0	0/0
11-19-22	Texas	9-1-10	0-0	0-0	0	0	0/0
11-26-22	at Kansas State	5-1-6	0.5-1	0-0	0	1	0/0
12-28-22	vs. Arkansas	7-3-10	0-0	0-0	0	1	0/0
2022		72-34-106	1.5-3	0-0	2	5	1/1
9-1-23	Missouri State	1-1-2	0.5-1	0-0	0	0	0/0
9-8-23	Illinois	3-5-8	0.5-0	0-0	0	0	0/0
9-16-23	at Nevada	6-3-9	2.5-7	0-0	0	0	1/0
9-23-23	BYU	3-1-4	0-0	0-0	1	2	0/0
9-30-23	at Texas	6-2-8	1.0-4	0-0	0	0	0/0
10-7-23	UCF	6-1-7	0-0	0-0	0	0	0/0
10-14-23	at Oklahoma State	3-4-7	1.5-3	0-0	0	1	0/0
10-28-23	Oklahoma	6-4-10	0-0	0-0	0	0	0/0
11-4-23	at Iowa State	3-3-6	0-0	0-0	0	0	0/0
11-11-23	Texas Tech	9-0-9	0-0	0-0	0	1	0/0
2023		46-24-70	6.0-15	0-0	1	4	1/0
Career		248-113-361	11.5-30	1.0-6	6	17	5/2

Career Highs: Tackles - 15 (at TCU, 11-20-21), Tackles for Loss - 2.5 (at Nevada, 9-16-23), Sacks - 1.0 (vs. Oklahoma State, 10-3-20), Pass Deflections - 2 (Two Times, MR vs. BYU, 9-23-23), Forced Fumbles - 1 (Five Times, MR at Nevada, 9-16-23), Fumble recoveries - 1 (Two Times, MR vs. TCU, 10-8-22) Interceptions - 1 (Six Times, MR vs. BYU, 9-23-23)

Career Kick Return Stats

Date	Opponent	No.	Yds.	TD	Avg.
8-31-19	Indiana State	1	16	0	16.0
9-28-19	at TCU	3	40	0	13.3
10-5-19	Oklahoma	1	24	0	24.0
11-30-19	Baylor	4	70	0	17.5
2019		9	150	0	16.7
9-12-20	Coastal Carolina	1	24	0	24.0
9-31-20	Iowa State	2	124	1	62.0
11-7-20	at Oklahoma	5	118	0	23.6
11-28-20	TCU	4	65	0	16.0
12-5-20	at Texas Tech	1	15	0	15.0
2020		13	345	1	26.5
9-3-21	South Dakota	1	83	0	83.0
9-10-21	at Coastal Carolina	3	76	0	25.3
9-25-21	at Duke	4	72	0	18.2
10-23-21	Oklahoma	1	20	0	20.0
10-30-21	at Oklahoma State	1	18	0	18.0
11-6-21	Kansas State	2	43	0	21.5
11-20-21	at TCU	1	25	0	25.0
2021		13	337	0	25.9
9-2-22	Tennessee Tech	1	38	0	38.0
9-10-22	at West Virginia	2	30	0	15.0
10-8-22	TCU	1	21	0	21.0
10-15-22	at Oklahoma	1	31	0	31.0
11-5-22	Oklahoma State	1	15	0	15.0
11-12-22	at Texas Tech	2	36	0	18.0
11-19-22	Texas	4	66	0	16.5
2022		12	237	0	19.8
10-7-23	UCF	1	43	0	43.0
10-28-23	Oklahoma	3	68	0	22.7
11-4-23	at Iowa State	1	17	0	17.0
2023		5	128	0	25.6
Career		54	1,279	1	23.7

Career Highs: Kick Returns - 5 (at Oklahoma, 11-7-20), Yards - 124 (vs. Iowa State, 10-31-20), Touchdowns - 1 (vs. Iowa State, 10-31-20), Long - 100 (vs. Iowa State, 10-31-20).

Career Punt Return Stats

Date	Opponent	No.	Yds.	TD	Avg.
10-19-19	at Texas	1	14	0	14.0
11-16-19	at Oklahoma State	2	6	0	3.0
11-23-19	at Iowa State	1	8	0	8.0
11-30-19	Baylor	1	0	0	0.0
Career		5	28	0	5.6

Career Highs: Punt Returns - 2 (at Oklahoma State, 11-16-19), Yards - 14 (at Texas, 10-19-19)





2

LAWRENCE ARNOLD

Wide Receiver | 6'3" | 200 | 3L | Jr.
DeSoto, Texas | DeSoto HS

Notables:

- Moved into the Top 10 in KU history for receiving yards, currently tied for ninth with 1,636 yards
- Recorded a season-high 112 receiving yards on three receptions and a touchdown at Iowa State (11-4-23)
- Preseason All-Big 12 Fourth Team selection by Phil Steele and Athlon
- Set new career-highs for receptions (eight) and yards (119) vs. Arkansas in the 2022 Autozone Liberty Bowl

Career Receiving Stats

Date	Opponent	No.	Yds.	TD	Avg.
9-12-20	Coastal Carolina	2	18	0	9.0
9-26-20	at Baylor	1	7	0	7.0
10-3-20	Oklahoma State	3	20	0	6.7
2020		6	45	0	7.5
9-3-21	South Dakota	3	33	2	11.0
9-10-21	at Coastal Carolina	1	37	0	37.0
9-25-21	at Duke	8	65	0	8.5
10-16-21	Texas Tech	1	16	1	16.0
10-23-21	Oklahoma	4	73	0	18.3
10-30-21	at Oklahoma State	1	14	0	14.0
11-6-21	Kansas State	3	21	0	7.0
11-13-21	at Texas	4	30	0	7.5
11-20-21	at TCU	1	14	0	14.0
2021		26	303	3	10.9
9-2-22	Tennessee Tech	4	56	0	14.0
9-10-22	at West Virginia	3	30	0	10.0
9-17-22	at Houston	3	24	0	8.0
9-24-22	Duke	4	84	1	21.0
10-8-22	TCU	3	41	0	13.7
10-15-22	at Oklahoma	5	113	2	22.6
10-22-22	at Baylor	3	53	0	17.7
11-5-22	Oklahoma State	2	18	1	9.0
11-12-22	at Texas Tech	4	110	0	27.5
11-19-22	Texas	1	42	0	42.0
11-26-22	at Kansas State	4	26	0	6.5
12-28-22	vs. Arkansas	8	119	0	14.9
2022		44	716	4	16.6
9-1-22	Missouri State	4	77	0	19.3
9-8-23	Illinois	5	89	0	17.8
9-16-23	at Nevada	5	46	0	9.2
9-23-23	BYU	4	34	0	8.5
9-30-23	at Texas	1	5	0	5.0
10-7-23	UCF	1	5	1	5.0
10-14-23	at Oklahoma State	5	68	0	13.6
10-28-23	Oklahoma	3	79	0	26.3
11-4-23	at Iowa State	3	112	1	37.3
11-11-23	Texas Tech	2	44	0	22.0
2023		33	559	2	16.9
Career		110	1,636	9	14.9

Career Highs: Receptions - 8 (Two Times, MR vs. Arkansas, 12-28-22), Yards - 119 (vs. Arkansas, 12-28-22), Long - 60 (at Texas Tech, 11-12-22), Touchdowns - 2 (Two Times, MR at Oklahoma, 10-16-22)



2

COBEE BRYANT

Cornerback | 6'0" | 175 | 2L | Jr.

Evergreen, Ala. | Hillcrest HS

Notables:


- Set a new career-high with two tackles for loss at Iowa State (11-4-23)
- Recorded a career-high seven tackles vs. UCF (10-7-23)
- Named Big 12 Defensive Player of the Week on Sept. 25 after returning a fumble for a touchdown and recording an interception against BYU
- Preseason All-Big 12 First Team by Phil Steele and Athlon
- 2022 All-Big 12 First Team (Coaches) and All-Big 12 Second Team (AP)

Career Defensive Stats

Date	Opponent	UA-At-TTd	TFL	Sack	Int.	PD	FF/R
9-10-21	at Coastal Carolina	2-0-2	0-0	0-0	0	0	0/0
9-18-21	Baylor	3-1-4	0-0	0-0	0	0	0/0
10-2-21	at Iowa State	5-0-5	1.0-0	0-0	0	0	0/0
10-16-21	Texas Tech	3-1-4	0-0	0-0	0	0	0/0
10-23-21	Oklahoma	1-0-1	0-0	0-0	0	0	0/0
11-6-21	Kansas State	1-0-1	0-0	0-0	0	0	0/0
11-13-21	at Texas	3-1-4	0-0	0-0	1	1	0/0
11-20-21	at TCU	1-0-1	0-0	0-0	1	0	0/0
2021		19-3-22	1.0-0	0-0	2	1	0/0
9-10-22	at West Virginia	3-1-4	0-0	0-0	1	1	0/0
9-17-22	at Houston	3-0-3	0-0	0-0	0	0	0/0
9-24-22	Duke	4-0-4	0-0	0-0	0	0	0/0
10-1-22	Iowa State	5-1-6	0-0	0-0	1	1	0/0
10-8-22	TCU	1-0-1	0-0	0-0	0	1	0/0
10-15-22	at Oklahoma	3-1-4	0-0	0-0	0	0	0/0
11-5-22	Oklahoma State	4-2-6	0.5-1	0-0	1	2	0/0
11-12-22	at Texas Tech	3-0-3	0-0	0-0	0	3	0/0
11-19-22	Texas	1-0-1	0-0	0-0	0	0	0/0
11-26-22	at Kansas State	1-0-1	0-0	0-0	0	0	0/0
12-18-22	vs. Arkansas	3-1-4	0-0	0-0	0	1	0/1
2022		32-6-38	0.5-1	0-0	3	9	0/1
9-1-23	Missouri State	2-0-2	1.0-5	0-0	1	0	0/0
9-8-23	Illinois	2-1-3	0-0	0-0	0	1	0/0
9-23-23	BYU	3-0-3	1.0-11	0-0	1	0	1/1
9-30-23	at Texas	5-0-5	0-0	0-0	0	0	0/0
10-7-23	UCF	7-0-7	0-0	0-0	0	0	0/0
10-14-23	at Oklahoma State	1-0-1	0-0	0-0	0	1	0/0
11-4-23	at Iowa State	2-0-2	2.0-2	0-0	0	0	0/0
11-11-23	Texas Tech	3-0-3	0-0	0-0	0	0	0/0
2023		25-1-26	4.0-18	0-0	2	2	1/1
Career		73-9-82	5.5-19	0-0	7	12	1/2

Career Highs: Tackles - 7 (vs. UCF, 10-7-23), Tackles for loss - 2 (at Iowa State, 11-4-23), Interceptions - 1 (Seven Times, MR vs. BYU, 9-23-23), Pass Deflections - 3 (at Texas Tech, 11-12-22).





3

MELLO DOTSON

Cornerback | 6'1" | 185 | 2L | Jr.

Daytona Beach, Fla. | Mainland HS

Notables:

- Only player in Kansas football history to record a pick-six in back-to-back games (vs. Oklahoma, 10-28-23; at Iowa State (11-4-23)
- Has tied the school record for single-season and career interceptions returned for a touchdown with two.
- Leads the team with 11 passes defended
- Earned a career-high nine tackles vs. Duke (9-24-22)

Career Defensive Stats

Date	Opponent	UA-At-TT	TFL	Sack	Int.	PD	FF/R
10-3-20	Oklahoma State	1-0-1	0-0	0-0	0	0	0/0
11-7-20	Oklahoma	0-1-1	0-0	0-0	0	0	0/0
2020		1-1-2	0-0	0-0	0	0	0/0
9-3-21	South Dakota	1-0-1	0-0	0-0	0	0	0/0
9-10-21	at Coastal Carolina	1-0-1	0-0	0-0	0	0	0/0
9-18-21	Baylor	3-0-3	0-0	0-0	0	0	0/1
9-25-21	at Duke	3-1-4	0-0	0-0	1	0	0/0
10-2-21	at Iowa State	2-0-2	0-0	0-0	0	0	0/0
10-16-21	Texas Tech	2-1-3	0-0	0-0	0	1	1/0
10-23-21	Oklahoma	2-0-2	0-0	0-0	0	0	0/0
10-30-21	at Oklahoma State	2-0-2	0-0	0-0	0	0	0/0
11-6-21	Kansas State	2-0-2	0-0	0-0	0	0	0/0
11-13-21	at Texas	1-0-1	0-0	0-0	0	0	0/0
2021		20-2-22	0-0	0-0	1	1	1/1
9-2-22	Tennessee Tech	1-0-1	0-0	0-0	0	1	0/0
9-10-22	at West Virginia	4-0-4	0-0	0-0	0	0	0/0
9-17-22	at Houston	3-0-3	0-0	0-0	0	0	0/0
9-24-22	Duke	8-1-9	1.0-2	0-0	0	2	0/0
10-1-22	Iowa State	5-2-7	0-0	0-0	0	0	0/0
10-8-22	TCU	1-2-3	0-0	0-0	0	0	0/0
10-15-22	at Oklahoma	3-4-7	0-0	0-0	0	2	0/0
10-22-22	at Baylor	3-1-4	0-0	0-0	1	0	0/0
11-5-22	Oklahoma State	3-0-3	0-0	0-0	1	0	0/0
11-12-22	at Texas Tech	3-2-5	0-0	0-0	0	0	0/0
11-19-22	Texas	1-1-2	0-0	0-0	0	0	0/0
11-26-22	at Kansas State	2-0-2	0-0	0-0	0	0	0/0
12-28-22	vs. Arkansas	4-0-4	0-0	0-0	0	1	0/0
2022		41-13-54	1.0-2	0-0	2	6	0/0
9-1-23	Missouri State	2-0-2	0-0	0-0	0	0	0/0
9-8-23	Illinois	2-1-3	0-0	0-0	1	1	0/0
9-16-23	at Nevada	5-1-6	1.0-2	0-0	0	2	0/0
9-23-23	BYU	1-0-1	0-0	0-0	0	3	0/0
9-30-23	at Texas	6-0-6	1.0-4	0-0	0	1	0/0
10-7-23	UCF	3-0-3	0-0	0-0	0	0	0/0
10-14-23	at Oklahoma State	5-2-7	0-0	0-0	0	1	0/0
10-28-23	Oklahoma	0-1-1	0-0	0-0	1	0	0/0
11-4-23	at Iowa State	1-2-3	0-0	0-0	1	0	0/0
11-11-23	Texas Tech	8-0-8	1.0-7	1.0-7	0	0	0/0
2023		33-7-40	3.0-13	1.0-7	3	10	0/0
Career		96-24-120	4.0-15	1.0-7	6	15	1/1

Career Highs: Tackles - 9 (vs. Duke, 9-24-22), Interceptions - 1 (Six Times, MR at Iowa State, 11-4-23), Forced Fumbles - 1 (Texas Tech, 10-16-21), Tackles for loss - 1 (Two Times, MR at Nevada, 9-16-23), Pass Deflections - 3 (vs. BYU, 9-23-23), Sacks - 1 (vs. Texas Tech, 11-11-23)



3

TANAKA SCOTT

Wide Receiver | 6'4" | 205 | 1L | RS-So.

Mobile, Ala. | Murphy HS

Notables:

- Hauled in his third reception of the season for 21 yards at Iowa State (11-4-23)
- Hauled in his first reception of 2023 at Nevada. Made eight receptions in eight games last season.

Career Receiving Stats

Date	Opponent	No.	Yds.	TD	Avg.
9-10-22	at West Virginia	1	11	0	11.0
9-17-22	at Houston	1	8	0	8.0
9-24-22	Duke	1	13	0	13.0
10-1-22	Iowa State	1	4	0	4.0
10-8-22	TCU	1	52	0	52.0
10-22-22	at Baylor	1	3	0	3.0
11-19-22	Texas	1	-2	0	-2.0
12-28-22	vs. Arkansas	1	20	0	20.0
2022		8	109	0	13.6
9-16-23	at Nevada	1	8	0	8.0
10-28-23	Oklahoma	1	2	0	2.0
11-4-23	at Iowa State	1	21	0	21.0
2023		3	31	0	10.3
Career		10	138	0	13.8

Career Highs: Receptions - 1 (11 Times, MR at Iowa State, 11-4-23), Yards - 52 (vs. TCU, 10-8-22), Long - 52 (vs. TCU, 10-8-22)



4

MARVIN GRANT

Safety | 6'2" | 205 | 1L | RS-Jr.

Detroit, Mich. | Martin Luther King Jr. HS/Purdue

Notables:

- Has totaled three or more tackles in 8-of-10 games this season and has 4.0 tackles for loss through 10 games
- Logged a season-high 8 tackles vs. Oklahoma (10-28-23)

Career Defensive Stats

Date	Opponent	UA-At-TT	TFL	Sack	Int.	PD	FF/R
9-2-22	Tennessee Tech	2-0-2	0-0	0-0	0	0	0/0
9-10-22	at West Virginia	2-1-3	0-0	0-0	0	0	0/0
9-17-22	at Houston	1-0-1	0-0	0-0	0	0	0/0
9-24-22	Duke	3-1-4	0-0	0-0	0	1	0/0
10-1-22	Iowa State	2-2-4	0-0	0-0	0	0	0/0
10-8-22	TCU	1-1-2	0-0	0-0	0	0	0/0
10-15-22	at Oklahoma	3-3-6	0-0	0-0	0	0	0/0
10-22-22	at Baylor	7-4-11	0-0	0-0	0	0	0/0
11-5-22	Oklahoma State	1-1-2	0-0	0-0	0	0	0/0
11-12-22	at Texas Tech	1-0-1	0-0	0-0	0	0	0/0
11-19-22	Texas	5-1-6	1.0-2	0-0	0	0	0/0
11-26-22	at Kansas State	4-1-5	0.5-0	0-0	0	0	0/0
12-28-22	vs. Arkansas	2-3-5	0.5-0	0-0	0	0	1/0
2022		34-18-52	2.0-2	0-0	0	1	1/0
9-1-23	Missouri State	3-1-4	2.0-2	0-0	0	0	0/0
9-8-23	Illinois	2-2-4	0-0	0-0	0	1	0/0
9-16-23	at Nevada	1-3-4	1.0-1	0-0	0	0	1/0
9-23-23	BYU	0-1-1	0-0	0-0	0	0	0/0
9-30-23	at Texas	2-1-3	0-0	0-0	0	0	0/0
10-7-23	UCF	3-0-3	0-0	0-0	0	0	0/0
10-14-23	at Oklahoma State	2-2-4	0-0	0-0	0	0	0/0
10-28-23	Oklahoma	7-1-8	0-0	0-0	0	0	0/0
11-4-23	at Iowa State	0-1-1	0-0	0-0	0	0	0/0
11-11-23	Texas Tech	6-0-6	1.0-2	0-0	0	0	0/0
2023		26-12-38	4.0-5	0-0	0	1	1/0
Career		60-30-90	6.0-6	0-0	0	2	2/0

Career Highs: Tackles - 11 (at Baylor, 10-22-22), Forced Fumbles - 1 (Two Times, MR at Nevada, 9-16-23), Tackles for loss - 2.0 (vs. Missouri State, 9-1-22), Pass Deflections - 1 (Two Times, MR vs. Illinois, 9-8-23)



4

DEVIN NEAL

Running Back | 5'11" | 210 | 2L | Jr.

Lawrence, Kan. | Lawrence HS

Notables:

- Moved into 5th on KU's career rushing yardage list (2,762), passing John Riggins and Gale Sayers during the game against Texas Tech (11-11-23)
- Ranked No. 4 in school history for career rushing touchdowns (27) and No. 5 in total touchdowns (30)
- Has rushed for 100+ yards 10 times in his career, with a career-high 224 against Oklahoma State (11-5-22) last season
- 2022 All-Big 12 Honorable Mention
- First touch of the 2022 and 2023 seasons went for a touchdown, including a 48-yard touchdown run vs. Missouri State to open 2023

Career Rushing Stats

Date	Opponent	No.	Yds.	TD	Avg.
9-3-21	South Dakota	1	2	0	2.0
9-10-21	at Coastal Carolina	11	40	1	3.6
9-18-21	Baylor	10	33	0	3.3
9-25-21	at Duke	17	107	1	6.3
10-2-21	at Iowa State	15	83	0	5.5
10-16-21	Texas Tech	15	54	0	3.6
10-23-21	Oklahoma	23	100	2	4.3
10-30-21	at Oklahoma State	9	25	0	2.8
11-6-21	Kansas State	19	62	0	3.3
11-13-21	at Texas	24	143	3	6.0
11-20-21	at TCU	14	59	1	4.2
2021		158	707	8	4.2
9-2-22	Tennessee Tech	4	108	2	27.0
9-10-22	at West Virginia	10	42	2	4.2
9-17-22	at Houston	14	54	0	3.9
9-24-22	Duke	9	54	0	6.0
10-1-22	Iowa State	12	75	0	6.2
10-8-22	TCU	15	88	0	5.9
10-15-22	at Oklahoma	12	84	1	7.0
10-22-22	at Baylor	10	32	1	3.2
11-5-22	Oklahoma State	32	224	1	7.0
11-12-22	at Texas Tech	24	190	0	7.9
11-19-22	Texas	13	51	0	3.9
11-26-22	at Kansas State	16	59	2	3.7
12-28-22	vs. Arkansas	9	29	0	3.2
2022		180	1,080	9	6.0
9-1-23	Missouri State	13	94	1	7.2
9-8-23	Illinois	10	120	1	12.0
9-16-23	at Nevada	17	89	3	5.2
9-23-23	BYU	17	91	0	5.4
9-30-23	at Texas	8	45	0	5.6
10-7-23	UCF	12	154	1	12.8
10-14-23	at Oklahoma State	13	66	0	5.1
10-28-23	Oklahoma	25	112	1	4.5
11-4-23	at Iowa State	21	57	2	2.7
11-11-23	Texas Tech	19	137	1	7.2
2023		155	960	10	6.2
Career		503	2,762	27	5.5

Career Highs: Rushes - 32 (vs. Oklahoma State, 11-5-22), Yards - 224 (vs. Oklahoma State, 11-5-22), Touchdowns - 3 (Two Times, MR at Nevada, 9-16-23), Long - 80 (vs. Tennessee Tech, 9-2-22)

Career Receiving Stats

Date	Opponent	No.	Yds.	TD	Avg.
10-16-21	Texas Tech	1	7	0	7.0
10-30-21	at Oklahoma State	1	-2	0	-2.0
11-6-21	Kansas State	2	13	0	6.5
11-13-21	at Texas	2	26	1	13.0
11-20-21	at TCU	1	13	0	13.0
2021		7	57	1	8.1
9-2-22	Tennessee Tech	1	10	0	10.0
9-10-22	at West Virginia	1	17	1	17.0
9-24-22	Duke	1	4	0	4.0
10-8-22	TCU	1	1	0	1.0
10-15-22	at Oklahoma	1	3	0	3.0
10-22-22	at Baylor	1	-2	0	-2.0

11-5-22	Oklahoma State	6	110	0	18.3
11-12-22	at Texas Tech	4	8	0	2.0
11-19-22	Texas	1	-1	0	-1.0
11-26-22	at Kansas State	2	10	0	5.0
12-28-22	vs. Arkansas	2	23	0	11.5
2022		21	183	1	8.7
9-1-23	Missouri State	3	25	1	8.3
9-8-23	Illinois	4	47	0	11.8
9-16-23	at Nevada	1	59	0	59.0
9-23-23	BYU	3	14	0	4.7
9-30-23	at Texas	2	10	0	5.0
10-7-23	UCF	1	14	0	14.0
10-14-23	at Oklahoma State	3	15	0	5.0
10-28-23	Oklahoma	2	12	0	6.0
11-4-23	at Iowa State	2	4	0	2.0
11-11-23	Texas Tech	2	12	0	6.0
2023		23	212	1	9.2
Career		51	452	3	8.9

Career Highs: Receptions - 6 (vs. Oklahoma State, 11-5-22), Yards - 110 (vs. Oklahoma State, 11-5-22) Touchdowns - 1 (Three Times, MR vs. Missouri State, 9-1-23), Long - 59 (at Nevada, 9-16-23)





5

DOUG EMILIEN

Wide Receiver | 6'1" | 190 | 1L | RS-So.

Fort Lauderdale, Fla. | American Heritage/
Minnesota

Notables:

- Caught a career-long 21-yard reception at Iowa State (11-4-23)
- Completed his first-career touchdown reception vs. Arkansas in the 2022 Autozone Liberty Bowl

Career Receiving Stats

Date	Opponent	No.	Yds.	TD	Avg.
10-1-22	Iowa State	1	11	0	11.0
12-28-22	vs. Arkansas	1	10	1	10.0
2022		2	21	1	10.5
9-8-23	Illinois	2	15	0	7.5
9-16-23	at Nevada	1	6	0	6.0
9-30-23	at Texas	1	15	0	15.0
11-4-23	at Iowa State	1	21	0	21.0
11-11-23	Texas Tech	1	4	0	4.0
2023		6	61	0	10.2
Career		8	82	1	10.3

Career Highs: Receptions - 2 (vs. Illinois, 9-8-23), Yards - 21 (at Iowa State, 11-4-23), Touchdowns - 1 (vs. Arkansas, 12-28-22), Long - 21 (at Iowa State, 11-4-23)



5

O.J. BURROUGHS

Safety | 5'10" | 185 | 2L | Jr.

Savannah, Ga. | IMG Academy

Notables:

- Set a new career-high with 13 tackles at Texas (9-30-23)
- Logged two interceptions in 2022, second-most on the team
- Recorded his first interception of 2023 vs. Texas Tech (11-11-23)

Career Defensive Stats

Date	Opponent	UA-At-TT	TFL	Sack	Int.	PD	FF/R
9-3-21	South Dakota	2-0-2	0-0	0-0	0	1	0/0
9-18-21	Baylor	4-1-5	0-0	0-0	0	0	1/0
9-25-21	at Duke	2-1-3	0-0	0-0	0	0	0/0
10-2-21	at Iowa State	1-0-1	0-0	0-0	0	0	0/0
10-16-21	Texas Tech	2-0-2	0-0	0-0	0	0	0/0
10-23-21	Oklahoma	1-1-2	0-0	0-0	0	0	0/0
10-30-21	at Oklahoma State	0-1-1	0-0	0-0	0	0	0/0
11-6-21	Kansas State	4-0-4	0-0	0-0	0	1	0/0
11-13-21	at Texas	4-0-4	0-0	0-0	1	0	0/0
11-20-21	at TCU	2-0-2	0-0	0-0	0	0	0/0
2021		22-4-26	0-0	0-0	1	2	1/0
9-2-22	Tennessee Tech	1-0-1	0-0	0-0	0	0	0/0
9-10-22	at West Virginia	3-0-3	0-0	0-0	0	0	0/0
9-17-22	at Houston	1-0-1	0-0	0-0	0	0	0/0
9-24-22	Duke	5-0-5	0-0	0-0	0	0	0/0
10-1-22	Iowa State	3-0-3	0-0	0-0	0	1	0/0
10-8-22	TCU	2-3-5	0.5-1	0-0	1	1	0/0
10-15-22	at Oklahoma	3-3-6	0-0	0-0	0	0	0/0
10-22-22	at Baylor	3-0-3	0-0	0-0	0	1	0/0
11-12-22	at Texas Tech	3-0-3	0-0	0-0	0	1	0/0
11-19-22	Texas	6-0-6	0-0	0-0	0	0	1/0
11-26-22	at Kansas State	4-0-4	0-0	0-0	0	0	0/0
12-28-22	vs. Arkansas	4-4-8	0-0	0-0	1	1	0/0
2022		38-11-49	0.5-1	0-0	2	5	1/0
9-8-23	Illinois	4-0-4	0-0	0-0	0	0	0/0
9-16-23	at Nevada	1-0-1	0-0	0-0	0	1	0/0
9-23-23	BYU	5-1-6	0.5-1	0-0	0	1	0/0
9-30-23	at Texas	9-4-13	1.0-2	0-0	0	0	0/0
10-7-23	UCF	2-0-2	0-0	0-0	0	0	0/0
10-14-23	at Oklahoma State	5-0-5	0-0	0-0	0	0	0/0
10-28-23	Oklahoma	6-1-7	0-0	0-0	0	0	0/0
11-4-23	at Iowa State	2-1-3	0-0	0-0	0	0	0/0
11-11-23	Texas Tech	2-1-3	0-0	0-0	1	2	0/0
2023		36-8-44	1.5-3	0-0	1	4	0/0
Career		96-23-119	2.0-4	0-0	4	12	2/0

Career Highs: Tackles - 13 (at Texas, 9-30-23), Forced Fumbles - 1 (Two Times, MR vs. Texas, 11-19-22), Pass deflections - 1 (10 times, MR vs. BYU, 9-23-23), Interceptions - 1 (Four Times, MR vs. Texas Tech, 11-11-23)



6

JALON DANIELS
 Quarterback | 6'0" | 215 | 3L | Jr.
 Lawndale, Calif. | Lawndale HS

Notables:

- Big 12 Preseason Offensive Player of the Year and Preseason All-Big 12 First Team by Athlon
- Had his sixth career game with 3+ touchdown passes vs. BYU, moving to 4th in KU history with 31 TD passes in his career
- Surpassed 4,000 career passing yards at Nevada, currently No. 8 on KU's career passing list with 4,297 yards
- Set the new KU passing yards game record with 544 passing yards vs. Arkansas in the 2022 Autozone Liberty Bowl

Career Passing Stats

Date	Opponent	Cmp.-Att.	Pct.	Yds.	TD	Int	Rate
9-12-20	Coastal Carolina	1-2	50.0	13	0	0	104.6
9-26-20	at Baylor	19-33	57.6	159	0	0	98.0
10-3-20	Oklahoma State	3-5	60.0	2	0	0	63.4
10-24-20	at Kansas State	22-39	56.4	207	0	1	95.9
10-31-20	Iowa State	16-29	55.2	165	0	1	96.1
11-7-20	at Oklahoma	11-31	35.5	115	0	2	53.7
11-28-20	TCU	4-13	30.8	57	1	0	93.0
2020		76-152	50.0	718	1	4	86.6
9-10-21	at Coastal Carolina	3-5	60.0	49	0	0	142.3
9-18-21	Baylor	0-1	0.0	0	0	0	0.0
11-6-21	Kansas State	13-19	68.4	105	1	0	132.2
11-13-21	at Texas	21-30	70.0	202	3	0	159.6
11-20-21	at TCU	22-30	73.3	255	2	1	160.1
11-27-21	West Virginia	22-32	68.8	249	1	2	131.9
2021		81-117	69.2	860	7	3	145.6
9-2-22	Tennessee Tech	15-18	83.3	189	1	1	178.8
9-10-22	at West Virginia	18-29	62.1	219	3	0	159.6
9-17-22	at Houston	14-23	60.9	158	3	0	161.6
9-24-22	Duke	19-23	82.6	324	4	0	258.3
10-1-22	Iowa State	7-14	50.0	93	0	0	105.8
10-8-22	TCU	5-10	50.0	89	0	0	124.8
11-19-22	Texas	17-26	65.4	230	2	1	157.4
11-26-22	at Kansas State	20-32	62.5	168	0	0	106.6
12-28-22	vs. Arkansas	37-55	67.3	544	5	2	173.1
2022		152-230	66.1	2,014	18	4	162.0
9-8-23	Illinois	21-29	72.4	277	2	1	168.5
9-16-23	at Nevada	21-27	77.7	298	0	0	170.5
9-23-23	BYU	14-19	73.7	130	3	0	183.3
2023		56-75	74.7	705	5	1	173.0
Career		365-574	63.6	4,297	31	12	140.1

Career Highs: Completions - 37 (vs. Arkansas, 12-28-22), Attempts - 55 (vs. Arkansas, 12-28-22), Yards - 544 (vs. Arkansas, 12-28-22), Touchdowns - 5 (vs. Arkansas, 12-28-22), Rating - 258.3 (vs. Arkansas, 12-28-22), Long - 73 (vs. Duke, 9-24-22).

Career Rushing Stats

Date	Opponent	No.	Yds.	TD	Avg.
9-12-20	Coastal Carolina	2	-7	0	-3.5
9-26-20	at Baylor	14	23	0	1.6
10-3-20	vs. Oklahoma State	4	4	0	1.0
10-24-20	at Kansas State	17	27	2	1.6
10-31-20	Iowa State	16	36	1	2.3
11-7-20	at Oklahoma	16	-43	0	-2.7
11-28-20	TCU	5	-16	0	-3.2
2020		74	24	3	0.3
9-10-21	at Coastal Carolina	2	-11	0	-5.5
11-6-21	Kansas State	2	3	0	1.5
11-13-21	at Texas	11	45	1	4.1
11-20-21	at TCU	6	37	1	6.2
2021		21	74	2	3.5
9-2-22	Tennessee Tech	3	29	1	9.7
9-10-22	at West Virginia	12	85	0	7.1
9-17-22	at Houston	12	123	2	10.2
9-24-22	Duke	11	89	1	8.1
10-1-22	Iowa State	8	9	1	1.1
10-8-22	TCU	7	6	0	0.9
11-19-22	Texas	2	12	0	6.0

11-26-22	at Kansas State	8	51	1	6.4
12-28-22	vs. Arkansas	14	21	1	1.5
2022		77	425	7	5.5
9-8-23	Illinois	11	24	0	2.2
9-16-23	at Nevada	7	-4	0	-0.6
9-23-23	BYU	9	54	0	6.0
2023		27	74	0	2.7
Career		210	602	13	2.9

Career Highs: Rushes - 17 (at Kansas State, 10-24-20), Yards - 123 (Houston, 9-17-22), Touchdowns - 2 (Two Times, MR at Houston, 9-17-22), Long - 37 (at Houston, 9-17-22).



6

TAIWAN BERRYHILL
 Linebacker | 6'2" | 230 | 3L | Jr.
 New Orleans, La. | St. Augustine HS

Notables:

- Totaled a team-best eight tackles along with a sack and 1.5 tackles for loss vs. UCF (10-7-23)
- Produced the fifth-most sacks in 2022 from his linebacker position, getting to the quarterback twice
- Logged a career-high eight tackles at Texas Tech (11-12-22)

Career Defensive Stats

Date	Opponent	UA-At-TT	TFL	Sack	Int.	PD	FF/R
10-31-20	Iowa State	1-0-1	0-0	0-0	0	0	0/0
11-7-20	at Oklahoma	0-1-1	0-0	0-0	0	0	0/0
11-28-20	TCU	2-0-2	0-0	0-0	0	0	0/0
12-5-20	at Texas Tech	0-1-1	0-0	0-0	0	0	0/0
2020		3-2-5	0-0	0-0	0	0	0/0
9-3-21	South Dakota	2-0-2	0-0	0-0	0	0	0/0
9-10-21	at Coastal Carolina	2-2-4	0-0	0-0	0	0	0/0
9-25-21	at Duke	2-4-6	0-0	0-0	0	0	0/0
10-16-21	Texas Tech	1-3-4	0-0	0-0	0	0	0/0
10-23-21	Oklahoma	0-2-2	0-0	0-0	0	0	0/0
10-30-21	at Oklahoma State	2-2-4	0-0	0-0	0	0	0/0
11-6-21	Kansas State	1-0-1	0-0	0-0	0	0	0/0
11-20-21	at TCU	2-2-4	0-0	0-0	0	0	0/0
2021		15-16-31	0-0	0-0	0	0	0/0
9-2-22	Tennessee Tech	3-0-3	1-0-2	0-0	0	0	0/0
9-10-22	at West Virginia	0-3-3	0.5-3	0-0	0	0	0/0
9-17-22	at Houston	2-1-3	1.0-3	1.0-3	0	0	0/0
10-1-22	Iowa State	2-1-3	1.0-10	1.0-10	0	0	0/0
10-8-22	TCU	1-2-3	0-0	0-0	0	0	0/0
10-15-22	at Oklahoma	3-3-6	0-0	0	0	0	0/0
10-22-22	at Baylor	1-2-3	1.0-3	0-0	0	0	0/0
11-5-22	Oklahoma State	1-0-1	0-0	0-0	0	0	0/0
11-12-22	at Texas Tech	7-1-8	1.0-3	0-0	0	0	0/0
11-19-22	Texas	3-1-4	0-0	0-0	0	1	0/0
11-26-22	at Kansas State	2-0-2	1.0-1	0-0	0	0	0/0
12-28-22	vs. Arkansas	2-5-7	0-0	0-0	0	0	0/0
2022		28-18-46	6.0-15	2.0-13	0	1	0/0
9-1-23	Missouri State	2-1-3	0.5-0	0-0	0	0	0/0
9-16-23	at Nevada	1-2-3	0-0	0-0	0	0	0/0
9-30-23	at Texas	1-1-2	0-0	0-0	0	0	0/0
10-7-23	UCF	7-1-8	1.5-9	1.0-8	0	0	0/0
10-28-23	Oklahoma	6-1-7	0-0	0-0	0	0	0/0
11-4-23	at Iowa State	1-0-1	0-0	0-0	0	0	0/0
11-11-23	Texas Tech	4-1-5	0-0	0-0	0	0	0/0
2023		22-7-29	2.0-9	1.0-8	0	0	0/0
Career		67-44-111	8.0-24	3.0-21	0	1	0/0

Career Highs: Tackles - 8 (Two Times, MR vs. UCF, 10-7-23), Tackles for loss - 1.5 (vs. UCF, 10-7-23), Sacks - 1.0 (Three Times, MR vs. UCF, 10-7-23), Pass Deflections - 1 (vs. Texas, 11-19-22).



7

TREVOR WILSON
 Wide Receiver | 5'11" | 200 | 2L | RS-Jr.
 Tallahassee, Fla. | Amos P. Godby HS/Buffalo

Notables:

- All three of his touchdowns so far have gone for at least 47 yards
- Returned a punt for an 82-yard touchdown, career-first, vs. UCF (10-7-23)
- Hauled in his first touchdown since 2021 with a 58-yard reception from Jason Bean at Texas (9-30-23)

Career Receiving Stats

Date	Opponent	No.	Yds.	TD	Avg.
9-3-21	South Dakota	5	50	0	10.0
9-10-21	at Coastal Carolina	1	39	0	39.0
9-18-21	Baylor	1	5	1	5.0
9-25-21	at Duke	5	122	0	24.4
10-2-21	at Iowa State	3	55	0	18.3
10-16-21	Texas Tech	2	16	0	8.0
10-30-21	at Oklahoma State	2	4	0	4.0
11-6-21	Kansas State	4	53	0	13.3
11-13-21	at Texas	2	12	0	6.0
2021		23	344	1	15.0
10-22-22	at Baylor	2	52	0	26.0
2022		2	52	0	26.0
9-1-23	Missouri State	2	17	0	8.5
9-8-23	Illinois	2	8	0	4.0
9-30-23	at Texas	1	58	1	58.0
10-14-23	at Oklahoma State	4	86	1	21.5
10-28-23	Oklahoma	1	3	0	3.0
2023		10	172	2	17.2
Career		39	588	3	15.1

Career Highs: Receptions - 5 (Two Times, MR at Duke, 9-25-21), Yards - 122 (at Duke, 9-25-21), Touchdowns - 1 (Three Times, MR at Oklahoma State, 10-14-23), Long - 58 (at Texas, 9-30-23)

Career Rushing Stats

Date	Opponent	No.	Yds.	TD	Avg.
9-18-21	Baylor	1	14	0	14.0
10-16-21	Texas Tech	1	4	0	4.0
10-23-21	Oklahoma	2	4	0	2.0
11-13-21	at Texas	1	3	0	3.0
2021		5	25	0	5.0
Career		5	25	0	5.0

Career Highs: Rushes - 1 (Two times, MR vs. Texas Tech, 10-16-21), Yards - 14 (vs. Baylor, 9-18-21)

Career Kick Return Stats

Date	Opponent	No.	Yds.	TD	Avg.
9-1-23	Missouri State	2	61	0	30.5
9-8-23	Illinois	2	41	0	20.5
9-23-23	BYU	3	47	0	15.7
9-30-23	at Texas	2	32	0	16.0
10-14-23	at Oklahoma State	2	46	0	23.0
10-28-23	Oklahoma	3	46	0	15.3
Career		14	273	0	19.5

Career Highs: Returns - 3 (Two Times, MR vs. Oklahoma, 10-28-23), Yards - 61 (vs. Missouri State, 9-1-23)

Career Punt Return Stats

Date	Opponent	No.	Yds.	TD	Avg.
9-8-23	Illinois	1	-2	0	-2.0
10-7-23	UCF	1	82	1	82.0
2023		2	80	1	40.0

Career Highs: Returns - 1 (Two Times, MR vs. UCF, 10-7-23), Touchdowns - 1 (vs. UCF, 10-7-23), Long - 82 (vs. UCF, 10-7-23)



7

GAGE KEYS
 Defensive Line | 6'5" | 280 | TR | RS-So.
 Hilliard, Ohio | Hilliard Davidson HS/Minnesota

Notables:

- Matched his career-high with three tackles vs. Oklahoma (10-28-23)
- The Minnesota transfer saw action in seven games last season, including four Big Ten Conference games

Career Defensive Stats

Date	Opponent	UA-At-TT	TFL	Sack	Int.	PD	FF/R
9-1-23	Missouri State	0-2-2	0-0	0-0	0	0	0/0
9-16-23	at Nevada	1-0-1	0-0	0-0	0	0	0/0
9-23-23	BYU	1-0-1	0-0	0-0	0	0	0/0
9-30-23	at Texas	1-1-2	0-0	0-0	0	0	0/0
10-14-23	at Oklahoma State	3-0-3	0-0	0-0	0	0	0/0
10-28-23	Oklahoma	1-2-3	0-0	0-0	0	0	0/0
11-4-23	at Iowa State	1-0-1	0-0	0-0	0	0	0/0
11-11-23	Texas Tech	1-0-1	0-0	0-0	0	0	0/0
2023		9-5-14	0-0	0-0	0	0	0/0

Career Highs: Tackles - 3 (Two Times, MR vs. Oklahoma, 10-28-23)



8

KWINTON LASSITER
 Cornerback | 5'11" | 185 | RS | RS-Jr.
 Chandler, Ariz. | Free State HS/Butler CC


Notables:

- Produced a career-high eight tackles at Iowa State (11-4-23)
- Broke up a pass on the final play of the game as KU defeated #6 Oklahoma (10-28-23)
- Recorded interceptions in each of the Jayhawks first two games of the 2023 season (vs. Missouri, vs. Illinois)

Career Defensive Stats

Date	Opponent	UA-At-TT	TFL	Sack	Int.	PD	FF/R
9-2-22	Tennessee Tech	1-0-1	0-0	0-0	0	0	0/0
11-19-22	Texas	1-0-1	0-0	0-0	0	0	0/0
11-26-22	at Kansas State	1-0-1	0-0	0-0	0	0	0/0
2022		3-0-3	0-0	0-0	0	0	0/0
9-1-23	Missouri State	1-1-2	0.5-2	0-0	1	0	1/0
9-8-23	Illinois	0-0-0	0-0	0-0	1	0	0/0
9-23-23	BYU	2-0-2	0-0	0-0	0	0	0/0
9-30-23	at Texas	1-0-1	0-0	0-0	0	0	0/0
10-14-23	at Oklahoma State	2-0-2	0-0	0-0	0	0	0/0
10-28-23	Oklahoma	0-3-3	0-0	0-0	0	1	0/0
11-4-23	at Iowa State	5-3-8	0-0	0-0	0	0	0/0
2023		11-7-18	0.5-2	0-0	2	1	0/0
Career		14-7-21	0.5-2	0-0	2	1	1/0

Career Highs: Tackles - 8 (at Iowa State, 11-4-23), Interceptions - 1 (Two Times, MR vs. Illinois, 9-8-23), Tackles for loss - 0.5 (Missouri State, 9-1-23), Pass deflections - 1 (vs. Oklahoma, 10-28-23)



9

JASON BEAN
 Quarterback | 6'3" | 195 | 2L | RS-Sr.
 Mansfield, Texas | Lake Ridge HS/North Texas

Notables:

- Set new career-highs with 23 completions on 34 attempts for 410 passing yards and five touchdowns at OSU (10-14-23), smashing his previous career-bests
- Currently sits T-4th in KU career touchdown passes with 30
- Surpassed 3,000 passing yards in his time at Kansas vs. UCF (10-7-23)

Career Passing Stats

Date	Opponent	Cmp.-Att.	Pct.	Yds.	TD	Int	Rate
9-3-21	South Dakota	17-26	65.4	163	2	0	143.4
9-10-21	at Coastal Carolina	12-23	52.2	189	0	0	121.2
9-18-21	Baylor	8-17	47.1	57	1	0	94.6
9-25-21	at Duke	19-32	59.4	323	2	2	152.3
10-2-21	at Iowa State	10-20	50.0	120	0	1	90.4
10-16-21	Texas Tech	11-21	52.4	80	0	1	74.9
10-23-21	Oklahoma	17-23	73.9	246	1	0	178.1
10-30-21	at Oklahoma State	3-10	30.0	10	0	2	-1.6
11-6-21	Kansas State	5-9	55.6	64	0	0	115.3
2021		102-181	56.4	1,252	6	6	118.8
9-2-22	Tennessee Tech	1-1	100.0	16	0	0	234.4
10-1-22	Iowa State	1-1	100.0	8	0	0	167.2
10-8-22	TCU	16-24	66.7	262	4	1	205.0
10-15-22	at Oklahoma	16-27	59.3	265	4	2	175.8
10-22-22	at Baylor	16-27	59.3	232	1	0	143.7
11-5-22	Oklahoma State	18-23	78.3	203	2	0	181.1
11-12-22	at Texas Tech	17-28	60.7	270	3	1	169.9
11-19-22	Texas	1-3	33.3	12	0	0	66.9
11-26-22	at Kansas State	1-1	100.0	12	0	0	200.8
12-28-22	vs. Arkansas	0-1	00.0	0	0	0	00.0
2022		87-136	64.0	1,280	14	4	171.1
9-1-23	Missouri State	22-28	78.6	276	2	0	184.9
9-30-23	at Texas	9-21	42.9	136	1	0	113.0
10-7-23	UCF	8-12	66.7	91	1	0	157.9
10-14-23	at Oklahoma State	23-34	67.6	410	5	2	205.7
10-28-23	Oklahoma	15-32	46.9	218	0	2	91.6
11-4-23	at Iowa State	14-23	60.9	287	1	0	180.0
11-11-23	Texas Tech	1-4	25.0	13	0	0	52.3
2023		92-154	59.7	1,431	10	4	154.0
Career		281-472	59.5	3,963	30	14	143.0

Career Highs: Completions - 23 (at Oklahoma State, 10-14-23), Attempts - 34 (at Oklahoma State, 10-14-23), Yards - 410 (at Oklahoma State, 10-14-23), Touchdowns - 5 (at Oklahoma State, 10-14-23), Rate -234.4 (vs. Tennessee Tech, 9-2-22)

Career Rushing Stats

Date	Opponent	No.	Yds.	TD	Avg.
9-3-2021	South Dakota	15	54	0	3.6
9-10-21	at Coastal Carolina	13	102	2	7.8
9-18-21	Baylor	12	62	0	5.2
9-25-21	at Duke	15	51	0	3.6
10-2-21	at Iowa State	5	19	0	3.8
10-16-21	Texas Tech	5	14	0	2.8
10-21-21	Oklahoma	14	59	0	4.2
10-30-21	at Oklahoma State	9	24	0	2.7
11-6-21	Kansas State	3	13	0	4.3
11-20-21	at TCU	1	1	0	1.0
2021		92	402	2	4.4
9-2-22	Tennessee Tech	2	16	1	8.0
9-24-22	Duke	1	1	0	1.0
10-1-22	Iowa State	2	2	0	1.0
10-8-22	TCU	7	34	0	4.9
10-15-22	at Oklahoma	10	41	0	4.1
10-22-22	at Baylor	8	25	1	3.1
11-5-22	Oklahoma State	4	93	1	23.2
11-12-22	at Texas Tech	4	10	1	2.5
2022		38	222	4	5.8
9-1-23	Missouri State	4	41	0	8.2
9-16-23	at Nevada	1	-2	0	-2.0
9-30-23	at Texas	7	42	0	6.0
10-7-23	UCF	6	10	0	1.7
10-14-23	at Oklahoma State	8	2	0	0.2
10-28-23	Oklahoma	4	62	1	15.5

11-4-23	at Iowa State	3	1	0	0.3
11-11-23	Texas Tech	3	15	0	5.0
2023		36	171	1	4.8
Career		160	751	7	4.7

Career Highs: Rushes - 15 (Two times, MR at Duke, 9-25-21), Yards - 102 (at Coastal Carolina, 9-10-21), Touchdowns - 2 (at Coastal Carolina, 9-10-21), Long - 73 (vs. Oklahoma State, 11-5-22)



9

AUSTIN BOOKER
 Defensive Line | 6'6" | 245 | TR | RS-So.
 Greenwood, Ind. | Center Grove HS/Minnesota

Notables:

- His six sacks rank 3rd in the Big 12 and No. 23 in the nation
- Leads the team with 10.0 tackles for loss during the 2023 season
- Sacked the quarterback twice for a loss of 13 yards vs. Illinois (9-8-23)
- Recorded a career-high 2.5 tackles for loss vs. BYU (9-23-23)

Career Defensive Stats

Date	Opponent	UA-At-TT	TFL	Sack	Int.	PD	FF/R
9-8-23	Illinois	2-1-3	2-0-13	2-0-13	0	0	0/0
9-16-23	at Nevada	1-0-1	0-0	0-0	0	0	0/0
9-23-23	BYU	6-1-7	2.5-18	1.5-15	0	0	0/0
9-30-23	at Texas	5-2-7	1.5-4	0.5-2	0	0	0/0
10-7-23	UCF	4-0-4	2-0-14	1-0-12	0	0	1/0
10-14-23	at Oklahoma State	5-4-9	0-0	0-0	0	0	0/0
10-28-23	Oklahoma	4-2-6	1-0-1	1-0-1	0	0	0/0
11-4-23	at Iowa State	0-1-1	0-0	0-0	0	0	0/0
11-11-23	Texas Tech	4-0-4	1-0-12	1-0-12	0	0	1/0
2023		31-11-42	10-0-62	7-0-45	0	0	2/0

Career Highs: Tackles - 9 (at Oklahoma State, 10-14-23), Sacks - 2.0 (vs. Illinois, 9-8-23), Tackles for loss - 2.5 (vs. BYU, 9-23-23), Forced fumbles - 1 (Two Times, MR vs. Texas Tech, 11-11-23)



10

JAYSON GILLIOM
 Safety | 6'2" | 215 | 1L | RS-So.
 Suwanee, Ga. | North Gwinnett HS

Notables:

- Produced a career-high five tackles at Iowa State (11-4-23)
- Logged his first sack vs. UCF (10-7-23)
- Has logged a tackle in every game this season

Career Defensive Stats

Date	Opponent	UA-At-TT	TFL	Sack	Int.	PD	FF/R
9-3-21	South Dakota	2-0-2	0-0	0-0	0	0	0/0
9-18-21	Baylor	1-0-1	0-0	0-0	0	0	0/0
10-2-21	at Iowa State	1-0-1	0-0	0-0	0	0	0/0
10-16-21	Texas Tech	1-1-2	0-0	0-0	0	0	0/0
10-23-21	Oklahoma	1-0-1	0-0	0-0	0	0	0/0
10-30-21	at Oklahoma State	2-0-2	0-0	0-0	0	0	0/0
11-6-21	Kansas State	1-0-1	0-0	0-0	0	0	0/0
11-13-21	at Texas	1-0-1	0-0	0-0	0	0	0/0
11-20-21	at TCU	2-0-2	0-0	0-0	0	0	0/0
2021		12-1-13	0-0	0-0	0	0	0/0
9-1-23	Missouri State	1-0-1	0-0	0-0	0	0	0/0
9-8-23	Illinois	1-0-1	0-0	0-0	0	0	0/0
9-16-23	at Nevada	0-1-1	0-0	0-0	0	0	0/0
9-23-23	BYU	2-0-2	0-0	0-0	0	0	0/0
9-30-23	at Texas	0-1-1	0-0	0-0	0	0	0/0
10-7-23	UCF	2-0-2	1.0-6	1.0-6	0	0	0/0
10-14-23	at Oklahoma State	0-1-1	0-0	0-0	0	0	0/0
10-28-23	Oklahoma	0-1-1	0-0	0-0	0	0	0/0
11-4-23	at Iowa State	4-1-5	0-0	0-0	0	0	0/0
2023		10-5-15	1.0-6	1.0-6	0	0	0/0
Career		21-6-27	1.0-6	1.0-6	0	0	0/0

Career Highs: Tackles - 5 (at Iowa State, 11-4-23), Sacks - 1 (vs. UCF, 10-7-23), Tackles for loss - 1 (vs. UCF, 10-7-23)





11

LUKE GRIMM
 Wide Receiver | 6'0" | 190 | 3L | Jr.
 Raymore, Mo. | Raymore-Peculiar HS

Notables:

- Ranks T-8th in Kansas career history for receiving touchdowns (14), 11th in receptions (116) and 16th in receiving yards (1,522)
- Recorded his 100th career reception vs. Illinois (9-8-23)
- Logged 10 receptions for 167 yards and a touchdown vs. Arkansas in the 2022 Autozone Liberty Bowl

Career Receiving Stats

Date	Opponent	No.	Yds.	TD	Avg.
10-24-20	at Kansas State	1	28	0	28.0
10-31-20	Iowa State	4	53	0	13.3
11-7-20	at Oklahoma	4	61	0	15.3
11-28-20	TCU	4	72	2	18.0
12-5-20	at Texas Tech	6	41	0	6.8
2020		19	255	2	13.4
9-10-21	at Coastal Carolina	5	75	0	15.0
9-18-21	Baylor	2	25	0	12.5
10-2-21	at Iowa State	1	22	0	22.0
10-16-21	Texas Tech	3	33	1	11.0
10-23-21	Oklahoma	3	50	1	16.7
11-20-21	at TCU	4	39	1	9.8
2021		18	244	3	13.6
9-2-22	Tennessee Tech	2	27	0	13.5
9-10-22	at West Virginia	6	66	0	11.0
9-17-22	at Houston	2	6	1	3.0
9-24-22	Duke	5	63	1	12.6
10-1-22	Iowa State	4	46	0	11.5
10-8-22	TCU	6	73	1	12.2
10-15-22	at Oklahoma	1	19	0	19.0
11-5-22	Oklahoma State	7	65	0	9.3
11-12-22	at Texas Tech	3	21	1	7.0
11-19-22	Texas	3	22	1	7.3
11-26-22	at Kansas State	3	48	0	16.0
12-28-22	vs. Arkansas	10	167	1	16.7
2022		52	623	6	12.0
9-1-23	Missouri State	4	33	1	8.3
9-8-23	Illinois	3	69	0	23.0
9-16-23	at Nevada	4	55	0	13.8
9-23-23	BYU	2	18	2	9.0
9-30-23	at Texas	1	2	0	2.0
10-7-23	UCF	2	41	0	20.5
10-14-23	at Oklahoma State	2	26	0	13.0
10-28-23	Oklahoma	2	19	0	9.5
11-4-23	at Iowa State	3	32	0	10.7
2023		23	295	3	12.8
Career		116	1,522	14	13.1

Career Highs: Receptions - 10 (vs. Arkansas, 12-28-22), Yards - 167 (vs. Arkansas, 12-28-22), Touchdowns - 2 (Two Times, MR vs. BYU, 9-23-23), Long - 48 (Two Times, MR vs. Illinois, 9-8-23)

Career Rushing Stats

Date	Opponent	No.	Yds.	TD	Avg.
11-7-20	at Oklahoma	2	12	0	6.0
11-28-20	TCU	1	-2	0	-2.0
2020		3	10	0	3.3
9-30-23	at Texas	1	-6	0	-6.0
Career		4	4	0	1.0

Career Highs: Rushes - 2 (at Oklahoma, 11-7-20), Yards - 12 (at Oklahoma, 11-7-20)

Career Kick Return Stats


Date	Opponent	No.	Yds.	TD	Avg.
9-3-21	South Dakota	1	27	0	27.0
2021		1	27	0	27.0
Career		1	27	0	27.0

Career Highs: Returns - 1 (vs. South Dakota, 9-3-21), Yards - 27 (vs. South Dakota, 9-3-21).

Career Punt Return Stats

Date	Opponent	No.	Yds.	TD	Avg.
11-4-23	at Iowa State	1	13	0	13.0

Career Highs: Returns - 1 (at Iowa State, 11-4-23), Yards - 13 (at Iowa State, 11-4-23).



12

TORRY LOCKLIN
 Running Back | 6'2" | 205 | 2L | RS-Jr.
 Rockdale, Texas | Rockdale HS

Notables:

- Caught the game-long, 60-yard touchdown at Houston (9-17-22)
- Led the Jayhawks with two fumble recoveries in 2022
- Ended 2022 with two receiving touchdowns and one rushing touchdown

Career Rushing Stats

Date	Opponent	No.	Yds.	TD	Avg.
10-19-19	at Texas	2	2	0	1.0
11-23-19	at Iowa State	1	2	0	2.0
2019		3	4	0	1.3
9-3-21	South Dakota	5	8	0	1.6
9-10-21	at Coastal Carolina	3	11	0	3.7
9-18-21	Baylor	2	0	0	0.0
9-25-21	at Duke	7	47	1	6.7
10-2-21	at Iowa State	12	39	1	3.3
10-16-21	Texas Tech	3	8	0	2.7
10-23-21	Oklahoma	3	3	0	1.0
10-30-21	at Oklahoma State	1	1	0	1.0
2021		36	117	2	3.3
9-2-22	Tennessee Tech	1	3	0	3.0
9-24-22	Duke	2	2	0	1.0
11-19-22	Texas	3	10	0	3.3
11-26-22	at Kansas State	6	17	1	2.8
2022		12	32	1	2.7
9-8-23	Illinois	1	1	0	1.0
Career		52	154	3	3.0

Career Highs: Rushes - 12 (at Iowa State, 10-2-21), Yards - 47 (at Duke, 9-25-21), Touchdowns - 1 (Three times, MR at Kansas State, 11-26-22), Long - 36 (at Duke, 9-25-21).

Career Receiving Stats

Date	Opponent	No.	Yds.	TD	Avg.
9-25-21	at Duke	1	20	1	20.0
10-2-21	at Iowa State	1	1	0	1.0
11-6-21	Kansas State	1	3	0	3.0
2021		3	24	1	8.0
9-17-22	at Houston	1	60	1	60.0
10-15-22	at Oklahoma	1	8	0	8.0
11-19-22	Texas	1	14	1	14.0
11-26-22	at Kansas State	2	23	0	11.5
12-28-22	vs. Arkansas	3	50	0	16.7
2022		8	155	2	19.4
9-1-23	Missouri State	1	4	0	4.0
9-8-23	Illinois	1	4	1	4.0
11-11-23	Texas Tech	1	25	0	25.0
2023		3	33	1	11.0
Career		14	212	4	15.1

Career Highs: Receptions - 3 (vs. Arkansas, 12-28-22), Yards - 60 (at Houston, 9-17-22), Touchdowns - 1 (Four Times, MR vs. Illinois, 9-8-23), Long - 60 (at Houston, 9-17-22).



13

DYLAN BROOKS
 Defensive End | 6'4" | 232 | TR | RS-So.
 Roanoke, Ala. | Handley HS/Auburn

Notables:

- Recorded his first tackle for loss for KU at Nevada (9-16-23)
- Transferred from Auburn following the 2022 season
- Produced the first tackle of his Kansas career vs. Missouri State (9-1-23)

Career Defensive Stats

Date	Opponent	UA-At-TT	TFL	Sack	Int.	PD	FF/R
9-1-23	Missouri State	1-0-1	0-0	0-0	0	0	0/0
9-16-23	at Nevada	1-1-2	1.0-4	0-0	0	0	0/0
9-30-23	at Texas	0-1-1	0-0	0-0	0	0	0/0
2023		2-2-4	1.0-4	0-0	0	0	0/0

Career Highs: Tackles - 2 (at Nevada, 9-16-23), Tackles for loss - 1 (at Nevada, 9-16-23)



13

KEATON KUBECKA
 Wide Receiver | 6'2" | 198 | HS | Fr.
 Austin, Texas | Westlake HS

Notables:

- A 247Sports and Rivals 3-star recruit
- Finished his senior year with 53 receptions for 828 yards and nine touchdowns



14

JALEN DYE
 Safety | 6'0" | 195 | TR | RS-So.
 San Diego, Calif. | Cathedral Catholic HS/
 Palomar College


Notables:

- Played one season at Palomar before transferring to KU
- Named the defensive MVP of team's bowl game

Career Defensive Stats

Date	Opponent	UA-At-TT	TFL	Sack	Int.	PD	FF/R
9-1-23	Missouri State	0-0-0	0-0	0-0	0	1	0/0
11-4-23	at Iowa State	0-0-0	0-0	0-0	0	2	0/0
2023		0-0-0	0-0	0-0	0	3	0/0

Career Highs: Pass Deflections - 2 (at Iowa State, 11-4-23)




14

MIKEY PAULEY
 Quarterback | 6'5" | 220 | TR | RS-Fr.
 Overland Park, Kan. | Blue Valley Northwest/
 Nebraska

Notables:

- Transferred from Nebraska following the 2022 season
- Was a three-sport standout athlete in high school



15

COLE BALLARD
 Quarterback | 6'2" | 210 | HS | Fr.
 Westfield, Ind. | Westfield HS

Notables:

- Saw his first extended playing time as a Jayhawk against Texas Tech (11-11-23)
- Was named to the Indiana 6A All-State Team
- Was named an All-Academic Player for the 2022 high school season

Career Passing Stats


Date	Opponent	Cmp.-Att.	Pct.	Yds.	TD	Int	Rate
11-11-23	Texas Tech	9-20	45.0	124	0	1	87.1

Career Highs: Completions - 9 (vs. Texas Tech, 11-11-23), Attempts - 20 (vs. Texas Tech, 11-11-23), Yards - 124 (vs. Texas Tech, 11-11-23), Rate - 87.1 (vs. Texas Tech, 11-11-23)

Career Rushing Stats

Date	Opponent	No.	Yds.	TD	Avg.
11-11-23	Texas Tech	10	20	0	2.0

Career Highs: Rushes - 10 (vs. Texas Tech, 11-11-23), Yards - 20 (vs. Texas Tech, 11-11-23), Long - 15 (vs. Texas Tech, 11-11-23)



15

CRAIG YOUNG
 Linebacker | 6'3" | 225 | 1L | RS-Sr.
 Fort Wayne, Ind. | Wayne HS/Ohio State

Notables:

- Recorded a career-high two tackles for loss at Iowa State (11-4-23)
- Preseason All-Big 12 Fourth Team by Phil Steele and Athlon
- Started in all 13 games during the 2022 season

Career Defensive Stats

Date	Opponent	UA-At-TT	TFL	Sack	Int.	PD	FF/R
9-2-22	Tennessee Tech	1-1-2	0-0	0-0	0	0	0/0
9-10-22	at West Virginia	2-5-7	0-0	0-0	0	2	0/0
9-17-22	at Houston	7-0-7	1-0-2	1-0-2	0	0	0/0
9-24-22	Duke	4-1-5	0-0	0-0	0	0	0/0
10-1-22	Iowa State	5-0-5	1-0-8	1-0-8	0	0	0/0
10-8-22	TCU	4-1-5	1-0-3	0-0	0	0	0/0
10-15-22	at Oklahoma	2-1-3	1-0-6	1-0-6	0	0	0/0
10-22-22	at Baylor	2-2-4	0-0	0-0	1	1	0/0
11-5-22	Oklahoma State	4-1-5	0-5-2	0-5-2	0	0	0/0
11-12-22	at Texas Tech	3-1-4	0-0	0-0	0	0	0/0
11-19-22	Texas	1-2-3	0-0	0-0	0	0	0/0
11-26-22	at Kansas State	7-1-8	1-0-5	1-0-5	0	1	1/0
12-28-22	vs. Arkansas	0-2-2	0-0	0-0	0	0	0/0
2022		42-18-60	5.5-26	4.5-23	1	4	1/0
9-8-23	Illinois	2-1-3	0-0	0-0	0	0	0/0
9-16-23	at Nevada	6-0-6	1-0-1	1-0-1	0	0	0/0
9-23-23	BYU	2-0-2	0-0	0-0	0	1	0/0
9-30-23	at Texas	2-5-7	0-0	0-0	0	0	0/0
10-7-23	UCF	2-1-3	0-0	0-0	0	1	0/0
10-14-23	at Oklahoma State	4-0-4	0-0	0-0	0	0	0/0
10-28-23	Oklahoma	2-0-2	0-0	0-0	0	0	0/0
11-4-23	at Iowa State	1-3-4	2-0-6	0-5-3	0	1	0/0
11-11-23	Texas Tech	1-1-2	0-0	0-0	0	0	0/0
2023		22-11-33	3.0-7	1.5-4	0	3	0/0
Career		64-29-93	8.5-27	6.0-27	1	7	1/0

Career Highs: Tackles - 8 (at Kansas State, 11-26-22), Pass Deflections - 2 (at West Virginia, 9-10-22), Sacks - 1.0 (Five Times, MR at Nevada, 9-16-23), Interceptions - 1 (at Baylor, 10-22-22), Forced fumbles - 1 (at Kansas State, 11-26-22), Tackles for loss - 2 (at Iowa State, 11-4-23)




16

LOGAN BRANTLEY
 Linebacker | 6'2" | 211 | HS | Fr.
 Denver, Colo. | Cherry Creek HS

Notables:

- A 247Sports and Rivals three-star recruit
- Led his team to a 5A state championship his senior year
- Coached by former NFL receiver Dave Logan




16

BEN EASTERS
 Quarterback | 6'3" | 215 | RS | RS-So.
 Brownsburg, Ind. | Brownsburg HS

Notables:

- Did not see action in 2022
- A 247Sports and Rivals three-star recruit out of high school




17

JADEN HAMM
 Tight End | 6'6" | 245 | HS | Fr.
 Eudora, Kan. | Eudora HS

Notables:

- An ESPN four-star recruit and 247Sports/Rivals three-star recruit
- Rated as the fifth-best player in Kansas and 25th tight end in the country



17

AKILI HUBBARD
 Safety | 6'2" | 205 | TR | Jr.
 Bellflower, Calif. | Bellflower HS/Golden West College

Notables:

- Transferred from Golden West College following the 2022 season
- Was a part of a Golden West secondary that led the country with 25 interceptions





18

KALON GERVIN
 Cornerback | 5'11" | 195 | TR | RS-Jr.
 Detroit, Mich. | Cass Technical HS/Michigan State

Notables:

- Saw action in 12 games in 2022
- Recorded his first career tackle-for-loss at Oklahoma (10-15-22)

Career Defensive Stats


Date	Opponent	UA-At-TT	TFL	Sack	Int.	PD	FF/R
9-2-22	Tennessee Tech	1-1-2	0-0	0-0	0	0	0/0
9-10-22	at West Virginia	3-1-4	0-0	0-0	0	0	0/0
9-17-22	at Houston	0-0-0	0-0	0-0	0	1	0/0
9-24-22	Duke	3-0-3	0-0	0-0	0	0	0/0
10-1-22	Iowa State	3-0-3	0-0	0-0	0	0	0/0
10-15-22	at Oklahoma	3-2-5	0-0	0-0	0	0	0/0
10-22-22	at Baylor	1-0-1	0-0	0-0	0	0	0/0
11-5-22	Oklahoma State	1-0-1	1-0-1	0-0	0	1	0/0
11-12-22	at Texas Tech	0-0-0	0-0	0-0	0	1	0/0
11-19-22	Texas	0-0-0	0-0	0-0	0	1	0/0
11-26-22	at Kansas State	1-0-1	0-0	0-0	0	0	0/0
12-28-22	vs. Arkansas	1-0-1	0-0	0-0	0	0	0/0
2022		17-4-21	1-0-1	0-0	0	4	0/0
9-1-23	Missouri State	2-0-2	0-0	0-0	0	0	0/0
9-8-23	Illinois	0-0-0	0-0	0-0	0	1	0/0
9-23-23	BYU	1-1-2	0-0	0-0	0	1	0/0
10-7-23	UCF	0-0-0	0-0	0-0	0	1	0/0
10-14-23	at Oklahoma State	2-0-2	0-0	0-0	0	0	0/0
11-4-23	at Iowa State	1-0-1	0-0	0-0	0	0	0/0
11-11-23	Texas Tech	2-1-3	0-0	0-0	0	0	0/0
2023		8-2-10	0-0	0-0	0	3	0/0
Career		25-6-31	1-0-1	0-0	0	7	0/0

Career Highs: Tackles - 5 (at Oklahoma, 10-15-22), Pass Deflections - 1 (Six Times, MR vs. BYU, 9-23-23), Tackles for loss - 1.0 (vs. Oklahoma State, 11-5-22).



18

JACK JACKSON
 Quarterback | 6'3" | 195 | RS | RS-So.
 Dallas, Texas | Highland Park HS




19

TJ CREWS IV
 Quarterback | 6'0" | 190 | HS | Fr.
 Lenexa, Kan. | Christ Prep Academy

Notables:

- Was named the offensive MVP following the 2022 season for his high school team
- Scored a team-high 15 touchdowns as a senior



19

TRISTIAN FLETCHER
 Linebacker | 6'0" | 225 | 1L | RS-So.
 Cypress, Texas | Cy Ridge HS/Trinity Valley CC

Notables:

- Recorded his first tackle vs. Tennessee Tech (9-2-22)
- Saw action in three games during the 2022 season

Career Defensive Stats

Date	Opponent	UA-At-TT	TFL	Sack	Int.	PD	FF/R
9-2-22	Tennessee Tech	1-0-1	0-0	0-0	0	0	0/0
11-12-22	at Texas Tech	1-0-1	0-0	0-0	0	0	0/0
2022		2-0-2	0-0	0-0	0	0	0/0

Career Highs: Tackles - 1 (Two Times, MR at Texas Tech, 11-12-22).



20

DONOVAN GAINES
 Linebacker | 5'10" | 220 | 1L | RS-So.
 Moore, Okla. | Southmoore HS


Notables:

- Recorded his first tackle as a member of the program vs. TCU (10-8-22)
- Saw action in five games on the defense

Career Defensive Stats

Date	Opponent	UA-At-TT	TFL	Sack	Int.	PD	FF/R
10-8-22	TCU	1-0-1	0-0	0-0	0	0	0/0
10-15-22	at Oklahoma	1-0-1	0-0	0-0	0	0	0/0
11-19-22	Texas	1-0-1	0-0	0-0	0	0	0/0
2022		3-0-3	0-0	0-0	0	0	0/0
9-1-23	Missouri State	0-1-1	0-0	0-0	0	0	0/0
9-8-23	Illinois	0-1-1	0-0	0-0	0	0	0/0
2023		0-2-2	0-0	0-0	0	0	0/0
Career		3-2-5	0-0	0-0	0	0	0/0

Career Highs: Tackles - 1 (Five Times, MR vs. Illinois, 9-8-23).



20

DANIEL HISHAW JR.
Running Back | 5'10" | 220 | 2L | RS-So.
Moore, Okla. | Moore HS

Notables:

- Averaged 71 yards per carry with a career-high 134 rushing yards and two touchdowns vs. UCF (10-7-23)
- Scored a rushing touchdown in six of eight games this season
- Made a career-high 73-yard receiving touchdown vs. Duke (9-24-22)

Career Rushing Stats

Date	Opponent	No.	Yds.	TD	Avg.
9-12-20	Coastal Carolina	2	2	0	1.0
9-26-20	at Baylor	1	0	0	0.0
10-3-20	Oklahoma State	5	51	0	10.2
10-24-20	at Kansas State	6	14	0	2.3
10-31-20	Iowa State	6	2	1	0.3
11-7-20	at Oklahoma	10	73	0	7.3
12-5-20	at Texas Tech	22	87	1	4.0
2020		55	229	2	4.4
9-2-22	Tennessee Tech	5	56	1	11.2
9-10-22	at West Virginia	10	63	2	6.3
9-17-22	at Houston	11	51	1	4.6
9-24-22	Duke	10	64	0	6.4
10-1-22	Iowa State	8	28	1	3.5
2022		44	262	5	6.0
9-1-23	Missouri State	4	29	1	7.2
9-8-23	Illinois	12	98	1	8.2
9-16-23	at Nevada	9	48	1	5.3
9-23-23	BYU	8	60	0	7.5
9-30-23	at Texas	8	44	1	5.5
10-7-23	UCF	19	134	2	7.1
10-14-23	at Oklahoma State	8	24	0	3.0
10-28-23	Oklahoma	12	51	2	4.2
11-4-23	at Iowa State	9	29	0	3.2
11-11-23	Texas Tech	13	35	0	2.7
2023		102	552	8	5.4
Career		198	1,043	16	5.3

Career Highs: Rushes - 22 (at Texas Tech, 12-5-20), Yards - 134 (vs. UCF, 10-7-23), Touchdowns - 2 (Three Times, MR vs. Oklahoma, 10-28-23), Long - 47 (at Oklahoma, 11-7-20).

Career Receiving Stats

Date	Opponent	No.	Yds.	TD	Avg.
10-24-20	at Kansas State	1	9	0	9.0
10-31-20	Iowa State	1	-2	0	-2.0
12-5-20	at Texas Tech	3	21	0	7.0
2020		5	28	0	5.6
9-2-22	Tennessee Tech	1	5	0	5.0
9-17-22	at Houston	1	17	0	17.0
9-24-22	Duke	1	73	1	73.0
2022		3	95	1	31.7
10-28-23	Oklahoma	1	9	0	9.0
Career		9	132	1	14.7

Career Highs: Receptions - 3 (at Texas Tech, 12-5-20), Yards - 73 (vs. Duke, 9-24-22), Touchdowns - 1 (vs. Duke, 9-24-22), Long - 73 (vs. Duke, 9-24-22).



22

BRIAN DILWORTH
Cornerback | 5'11" | 180 | RS | RS-Fr.
Hollywood, Fla. | Chaminade-Madonna Prep

Notables:

- Recorded one tackle in the only action he saw vs. Arkansas in the 2022 Autozone Liberty Bowl

Career Defensive Stats

Date	Opponent	UA-At-TT	TFL	Sack	Int.	PD	FF/R
12-28-22	vs. Arkansas	0-1-1	0-0	0	0	0	0/0

Career Highs: Tackles - 1 (vs. Arkansas, 12-28-22).



23

MASON ELLIS
Safety | 6'2" | 205 | RS | RS-Fr.
Mulvane, Kan. | Mulvane HS

Notables:

- Did not see action in the 2022 season, red-shirted



24

REIS VERNON
Punter | 6'2" | 195 | 3L | Jr.
Bixby, Okla. | Bixby HS

Notables:

- Was named Academic All-Big 12 Football First Team in 2021
- Landed 10 punts inside the 20-yard line in 2022

Career Punting Stats

Date	Opponent	No.	Yds.	Avg.
10-24-20	at Kansas State	5	173	34.6
10-31-20	Iowa State	5	258	43.0
11-7-20	at Oklahoma	9	331	36.8
11-28-20	TCU	11	408	37.1
12-5-20	at Texas Tech	7	268	38.3
2020		38	1,438	37.8
9-3-21	South Dakota	7	281	40.1
9-10-21	at Coastal Carolina	1	38	38.0
9-18-21	Baylor	8	376	47.0
9-25-21	at Duke	4	131	38.3
10-2-21	at Iowa State	5	208	41.6
10-16-21	Texas Tech	4	129	32.3
10-23-21	Oklahoma	1	36	36.0
10-30-21	at Oklahoma State	7	310	44.3
11-6-21	Kansas State	4	177	44.2
11-13-21	at Texas	4	153	38.2
11-20-21	at TCU	3	102	34.0
11-27-21	West Virginia	1	40	40.0
2021		49	1,981	40.4
9-10-22	at West Virginia	3	129	43.0
9-17-22	at Houston	2	86	43.0
9-24-22	Duke	1	45	45.0
10-1-22	Iowa State	6	239	39.8
10-8-22	TCU	3	125	41.7
10-15-22	at Oklahoma	5	212	42.4
10-22-22	at Baylor	2	63	31.5
11-5-22	Oklahoma State	3	94	31.3
11-12-22	at Texas Tech	2	96	48.0
11-19-22	Texas	3	118	39.3
11-26-22	at Kansas State	5	190	38.0
2022		35	1,397	39.9
Career		122	4,816	39.5

Career Highs: Punts - 11 (vs. TCU, 11-28-20), Yards - 408 (vs. TCU, 11-28-20), Game average - 48.0 (at Texas Tech, 11-12-22).



24

DAMARIUS MCGHEE
Cornerback | 6'0" | 170 | TR | RS-So.
Pensacola, Fla. | Pensacola HS/LSU

Notables:

- Transferred from LSU following the 2022 season
- Started in the Valero Texas Bowl in 2021 as a freshman



25

DYLAN MCDUFFIE
 Running Back | 6'0" | 220 | TR | RS-Sr.
 Buffalo, N.Y. | Sweet Home HS/Georgia Tech

Notables:

- Transferred from Georgia Tech following the 2022 season
- Recorded a rushing touchdown as a Yellow Jacket against Western Carolina (9-10-2022)
- Produced 40 yards and a touchdown off of six touches in his first game at KU

Career Rushing Stats

Date	Opponent	No.	Yds.	TD	Avg.
9-1-23	Missouri State	6	40	1	6.7
9-8-23	Illinois	7	19	0	2.7
9-16-23	at Nevada	5	13	0	2.6
9-23-23	BYU	2	17	0	8.5
10-7-23	UCF	13	91	2	7.0
2023		33	180	3	5.5

Career Highs: Rushes - 13 (vs. UCF, 10-7-23), Yards - 91 (vs. UCF, 10-7-23), Touchdowns - 2 (vs. UCF, 10-7-23)




25

KALEB PURDY
 Safety | 5'11" | 185 | RS | RS-Fr.
 St. Louis, Mo. | DeSmet Jesuit HS

Notables:

- Did not see action in the 2022 season, red-shirted



26

KRISHAWN BROWN
 Linebacker | 6'1" | 220 | 1L | RS-So.
 Tulsa, Okla. | Booker T. Washington HS

Notables:

- Played in three games as a part of the special teams unit in 2022




26

JOHNNY THOMPSON JR.
 Running Back | 5'11" | 186 | HS | Fr.
 Canoga Park, Calif. | Oaks Christian School

Notables:

- A 247Sports and Rivals 3-star recruit
- Rushed for 1,035 yards and 16 touchdowns on 152 carries as a senior



27

TAYLOR DAVIS
 Safety | 6'0" | 180 | HS | Fr.
 Missouri City, Texas | Ridge Point HS

Notables:

- A 247Sports and Rivals 3-star recruit
- Touchdown Club of Houston 2022 Defensive Player of the Year finalist



28

JB BROWN
 Linebacker | 6'2" | 230 | TR | Jr.
 Hughes, Ark. | Har-Ber HS/Bowling Green

Notables:

- Forced and recovered a fumble for the first time in his career at Kansas vs. Oklahoma (10-28-23)
- Matched his career-high with nine total tackles at Oklahoma State (10-14-23)

Career Defensive Stats

Date	Opponent	UA-At-TT	TFL	Sack	Int.	PD	FF/R
9-1-23	Missouri State	2-2-4	0.5-2	0-0	0	1	0/0
9-8-23	Illinois	3-3-6	2.0-7	1.0-6	0	1	0/0
9-16-23	at Nevada	2-1-3	1.0-11	0-0	0	0	1/0
9-23-23	BYU	3-0-3	1.0-10	1.0-10	0	0	0/0
9-30-23	at Texas	5-4-9	0-0	0-0	0	0	0/0
10-14-23	at Oklahoma State	7-2-9	0-0	0-0	0	0	0/0
10-28-23	Oklahoma	4-1-5	0-0	0-0	0	0	1/1
11-4-23	at Iowa State	1-1-2	1.0-2	0-0	0	0	0/0
11-11-23	Texas Tech	2-0-2	0-0	0-0	0	0	0/0
2023		29-14-43	4.5-32	1.0-16	0	2	2/1

Career Highs: Tackles - 9 (Two Times, MR at Oklahoma State, 10-14-23), Tackles for loss - 2 (vs. Illinois, 9-8-23), Sacks - 1.0 (Two Times, MR vs. BYU, 9-23-23), Pass deflections - 1 (Two Times, MR vs. Illinois, 9-8-23)



28

SEVION MORRISON
 Running Back | 6'0" | 210 | 1L | Jr.
 Tulsa, Okla. | Edison HS/Nebraska

Notables:

- Ran for a career-high 70 yards on eight touches in season opener vs. Tennessee Tech (9-2-22) last season.

Career Rushing Stats

Date	Opponent	No.	Yds.	TD	Avg.
9-2-22	Tennessee Tech	8	70	1	8.8
9-10-22	at West Virginia	1	7	0	7.0
9-17-22	at Houston	1	30	0	30.0
9-24-22	Duke	2	3	0	1.5
10-8-22	TCU	1	40	0	40.0
10-15-22	at Oklahoma	3	1	0	0.3
10-22-22	at Baylor	2	3	0	1.5
11-19-22	Texas	5	11	0	2.2
2022		23	165	1	7.2
9-1-23	Missouri State	8	41	1	5.1
Career		31	206	2	6.7

Career Highs: Rushes - 8 (Two Times, MR vs. Missouri State, 9-1-23), Yards - 70 (vs. Tennessee Tech, 9-2-22), Touchdowns - 1 (Two Times, MR vs. Missouri State, 9-1-23).

Career Receiving Stats

Date	Opponent	No.	Yds.	TD	Avg.
9-17-22	at Houston	1	13	0	13.0
10-8-22	TCU	1	1	0	1.0
10-22-22	at Baylor	1	12	0	12.0
2022		3	26	0	8.7
Career		3	26	0	8.7

Career Highs: Receptions - 1 (Three Times, MR at Baylor, 10-22-22), Yards - 13 (at Houston, 9-17-22).

Career Kick Return Stats

Date	Opponent	No.	Yds.	TD	Avg.
10-1-22	Iowa State	2	58	0	29.0
11-19-22	Texas	3	63	0	21.0
12-28-22	vs. Arkansas	1	7	0	7.0
2022		6	128	0	21.3
Career		6	128	0	21.3

Career Highs: Returns - 3 (vs. Texas, 11-19-22), Yards - 63 (vs. Texas, 11-19-22).



29

JAMEEL CROFT
 Cornerback | 6'0" | 177 | HS | Fr.
 Detroit, Mich. | Martin Luther King HS

Notables:

- A 247Sports and Rivals 3-star recruit
- 2022 Michigan Associated Press Division 3A All-State Team



29

REECE THOMAS
 Wide Receiver | 5'10" | 178 | RS | RS-So.
 Lansing, Kan. | Lansing HS



30

RICH MILLER
 Linebacker | 6'1" | 230 | 2L | Sr.
 Detroit, Mich. | Martin Luther King HS/Buffalo

Notables:

- Recorded 1.5 tackles for loss at Nevada (9-16-23), a career-high
- Preseason All-Big 12 Third Team by Athlon
- Notched a season-high 12 tackles at West Virginia (9-10-22)

Career Defensive Stats

Date	Opponent	UA-At-TT	TFL	Sack	Int.	PD	FF/R
9-3-21	South Dakota	1-0-1	0-0	0-0	0	0	0/0
9-10-21	at Coastal Carolina	2-2-4	0-0	0-0	0	1	0/0
9-18-21	Baylor	1-0-1	0-0	0-0	0	0	0/0
9-25-21	at Duke	7-7-14	0-0	0-0	0	0	0/0
10-2-21	at Iowa State	3-2-5	0-0	0-0	0	0	0/0
10-16-21	Texas Tech	7-0-7	1.0-1	1.0-12	0	0	0/0
10-23-21	Oklahoma	3-3-6	0-0	0-0	0	0	1/0
10-30-21	at Oklahoma State	7-2-9	1.0-2	0-0	0	0	0/0
11-6-21	Kansas State	8-0-8	0-0	0-0	0	1	0/0
11-13-21	at Texas	8-0-8	1.0-1	0-0	0	0	0/1
11-20-21	at TCU	3-4-7	0-0	0-0	0	0	0/0
11-27-21	West Virginia	7-2-9	2.0-15	1.0-14	0	0	0/0
2021		57-22-79	5.0-19	2.0-26	0	2	1/1
9-2-22	Tennessee Tech	2-4-6	0-0	0-0	0	0	0/0
9-10-22	at West Virginia	7-5-12	0-0	0-0	0	0	0/0
9-17-22	at Houston	7-2-9	1.0-7	0-0	0	0	0/0
9-24-22	Duke	4-0-4	0-0	0-0	0	0	0/0
10-1-22	Iowa State	2-5-7	0.5-1	0-0	0	0	0/0
10-8-22	TCU	5-4-9	0.5-1	0-0	0	0	0/0
10-15-22	at Oklahoma	4-5-9	0-0	0-0	0	0	0/0
10-22-22	at Baylor	6-1-7	0-0	0-0	0	0	0/0
11-5-22	Oklahoma State	5-1-6	1.0-4	1.0-4	1	1	0/0
11-12-22	at Texas Tech	4-2-6	0-0	0-0	0	0	0/0
11-19-22	Texas	3-1-4	0-0	0-0	0	0	0/0
11-26-22	at Kansas State	4-0-4	0-0	0-0	0	0	0/0
12-28-22	vs. Arkansas	3-8-11	0-0	0-0	0	0	0/0
2022		56-38-94	3.0-13	1.0-4	1	1	0/0
9-1-23	Missouri State	6-1-7	0-0	0-0	0	0	0/0
9-8-23	Illinois	2-0-2	0-0	0-0	0	0	0/0
9-16-23	at Nevada	4-2-6	1.5-5	0-0	0	0	0/0
9-23-23	BYU	1-3-4	0-0	0-0	0	0	0/0
9-30-23	at Texas	3-0-3	0-0	0-0	0	0	0/0
10-7-23	UCF	3-2-5	0.5-0	0-0	0	0	0/0
10-14-23	at Oklahoma State	3-2-5	0-0	0-0	0	0	0/0
10-28-23	Oklahoma	2-1-3	0-0	0-0	0	0	0/0
11-4-23	at Iowa State	5-3-8	1.0-7	1.0-7	0	0	0/0
11-11-23	Texas Tech	7-1-8	1.0-5	1.0-5	0	0	0/0
2023		36-15-51	4.0-17	2.0-12	0	0	0/0
Career		149-75-224	12.0-49	5.0-35	8	3	1/1

Career Highs: Tackles - 12 (at West Virginia, 9-10-22), Tackles for Loss - 1.5 (at Nevada, 9-16-23), Sacks - 1 (Three Times, MR at Iowa State, 11-4-23), Pass deflections - 1 (Three times, MR vs. Oklahoma State, 11-5-22), Forced Fumbles - 1 (vs. Oklahoma, 10-23-21), Fumble Recoveries - 1 (at Texas, 11-13-21), Interceptions - 1 (vs. Oklahoma State, 11-5-22).



30

CARSON MORGAN
 Running Back | 6'0" | 200 | HS | Fr.
 Bentonville, Ark. | Bentonville HS

Notables:

- Accumulated over 1,500 rushing yards, 700 career receiving yards and 17 total touchdowns at Bentonville high school
- Arkansas 7A West Second Team All-Conference



31

LANDON NELSON
 Safety | 5'11" | 190 | 1L | RS-So.
 Maui, Hawaii | Valley HS


Notables:

- Saw action for the first time last season vs. Texas (11-19-22)
- Recorded his first tackle as a Jayhawk vs. Texas (11-19-22)

Career Defensive Stats

Date	Opponent	UA-At-TT	TFL	Sack	Int.	PD	FF/R
11-19-22	Texas	1-0-1	0-0	0-0	0	0	0/0

Career Highs: Tackles - 1 (vs. Texas, 11-19-22).



32

DYLAN DOWNING
 Linebacker | 6'1" | 235 | 1L | RS-Jr.
 Kansas City, Kan. | Bishop Miege HS

Notables:

- Saw action in five games during the 2022 season
- Recorded a career-high two tackles at Kansas State (11-26-22)

Career Defensive Stats

Date	Opponent	UA-At-TT	TFL	Sack	Int.	PD	FF/R
10-8-22	TCU	1-0-1	0-0	0-0	0	0	0/0
11-12-22	at Texas Tech	1-0-1	0-0	0-0	0	0	0/0
11-26-22	at Kansas State	2-0-2	0-0	0-0	0	0	0/0
2022		4-0-4	0-0	0-0	0	0	0/0
Career		4-0-4	0-0	0-0	0	0	0/0

Career Highs: Tackles - 2 (at Kansas State, 11-26-22).



34

OWEN PIEPERGERDES

Kicker | 6'6" | 260 | RS | RS-So.

Kansas City, Mo. | Rockhurst HS

Notables:

- Saw time as the place kicker in four games in 2022
- Went a perfect 9-for-9 in PATs during 2022

Career Kicking Stats

Date	Opponent	FGM-A	Pct.	XPM-A	Pct.	Pts.
11-19-22	Texas	0-0	00.0	2-2	100.0	2
11-26-22	at Kansas State	0-0	00.0	3-3	100.0	3
12-28-22	vs. Arkansas	1-1	100.0	4-4	100.0	7
2022		1-1	100.0	9-9	100.0	12
9-1-23	Missouri State	0-0	0.0	1-1	100.0	1
10-7-23	UCF	0-0	0.0	1-1	100.0	1
10-14-23	at Oklahoma State	0-0	0.0	1-1	100.0	1
11-4-23	at Iowa State	0-1	0.0	2-2	100.0	2
2023		0-1	0.0	5-5	100.0	5
Career		1-2	50.0	12-12	100.0	17

Career Highs: Long - 36 (vs. Arkansas, 12-28-22), Field Goals Made - 1 (vs. Arkansas, 12-28-22), Extra Points Made - 4 (vs. Arkansas, 12-28-22), Points - 7 (vs. Arkansas, 12-28-22).



34

ALEX RAICH

Linebacker | 6'3" | 215 | TR | Jr.

Chur, Switzerland | Quader Schulhaus/Golden West College

Notables:

- Transferred from Golden West College following the 2022 season



35

BILLY CONAWAY

Running Back | 6'2" | 220 | TR | RS-Jr.

Kansas City, Kan. | Shawnee Mission North/Butler CC

Notables:

- Transferred from Butler Community College following the 2022 season



35

TONY TERRY

Defensive End | 6'5" | 250 | HS | Fr.

Jackson, Mo. | Jackson HS

Notables:

- Class 5A All-Region and SEMO All-Conference



36

ISAIAH COPPAGE

Wide Receiver | 6'0" | 191 | HS | Fr.

Shawnee Mission, Kan. | Bishop Miege HS

Notables:

- 2022 Otis Taylor Award Winner, awarded to the Kansas City Metro's best wide receiver/tight end
- Selected to play in the 2023 Kansas Shrine Bowl



36

PATRICK JOYNER JR.

Defensive End | 6'3" | 250 | TR | RS-Sr.

Miami, Florida | South Dade HS/Miami/Utah State

Notables:

- Produced three tackles vs. Oklahoma (10-28-23) for a new career-high
- Recorded two tackles and a sack for a loss of one vs. Illinois (9-8-23)

Career Defensive Stats

Date	Opponent	UA-At-TT	TFL	Sack	Int.	PD	FF/R
9-8-23	Illinois	2-0-2	1.0-1	1.0-1	0	0	0/0
9-16-23	at Nevada	1-1-2	0-0	0-0	0	0	0/0
9-30-23	at Texas	1-0-1	0-0	0-0	0	0	0/0
10-7-23	UCF	2-0-2	0-0	0-0	0	0	0/0
10-14-23	at Oklahoma State	1-1-2	0.5-1	0-0	0	0	0/0
10-28-23	Oklahoma	2-1-3	0-0	0-0	0	0	0/0
2023		9-3-12	1.5-2	1.0-1	0	0	0/0

Career Highs: Tackles - 3 (vs. Oklahoma, 10-28-23), Sacks - 1 (vs. Illinois, 9-8-23), Tackles for loss - 1 (vs. Illinois, 9-8-23)



37

HAYDEN HATCHER

Defensive End | 6'3" | 240 | 3L | RS-Sr.

Council Bluffs, Iowa | Lewis Central HS

Notables:

- Recorded at least one tackle in 10 games during the 2022 season
- Tallied a career-high seven tackles with two tackles for loss vs. Missouri State (9-1-23)
- Matched his career-high with 0.5 sack at Texas (9-30-23)

Career Defensive Stats

Date	Opponent	UA-At-TT	TFL	Sack	Int.	PD	FF/R
9-26-20	at Baylor	0-2-2	0.0	0-0	0	0	0/0
10-3-20	Oklahoma State	3-0-3	1.0-1	0-0	0	0	0/0
10-24-20	at Kansas State	1-0-1	0-0	0-0	0	0	0/0
10-31-20	Iowa State	1-0-1	0-0	0-0	0	0	0/0
2020		5-2-7	1.0-1	0.0	0	0	0/0
9-3-21	South Dakota	1-0-1	0-0	0-0	0	0	0/0
9-10-21	at Coastal Carolina	2-0-2	0-0	0-0	0	0	0/0
9-25-21	at Duke	1-2-3	0-0	0-0	0	0	0/1
2021		4-2-6	0-0	0-0	0	0	0/1
9-2-22	Tennessee Tech	1-2-3	1.5-5	0.5-2	0	0	0/0
9-10-22	at West Virginia	1-1-2	0-0	0-0	0	0	0/0
9-17-22	at Houston	2-2-4	0-0	0-0	0	0	0/0
10-8-22	TCU	0-1-1	0-0	0-0	0	0	0/0
10-15-22	at Oklahoma	1-0-1	0-0	0-0	0	0	0/0
10-22-22	at Baylor	1-1-2	0-0	0-0	0	0	0/0
11-5-22	Oklahoma State	0-2-2	0.5-0	0-0	0	0	0/0
11-12-22	at Texas Tech	1-0-1	0-0	0-0	0	0	0/0
11-19-22	Texas	2-0-2	0-0	0-0	0	0	0/0
12-28-22	vs. Arkansas	0-3-3	0-0	0-0	0	1	0/0
2022		9-12-21	2.0-5	0.5-2	0	1	0/0
9-1-23	Missouri State	2-5-7	2.0-3	0-0	0	0	0/0
9-8-23	Illinois	0-3-3	0.5-1	0-0	0	0	0/0
9-23-23	BYU	2-0-2	0-0	0-0	0	0	0/0
9-30-23	at Texas	0-1-1	0.5-1	0.5-1	0	0	0/0
10-7-23	UCF	0-1-1	0-0	0-0	0	0	0/0
10-28-23	Oklahoma	0-1-1	0-0	0-0	0	0	0/0
11-4-23	at Iowa State	0-4-4	0-0	0-0	0	0	0/0
11-11-23	Texas Tech	2-0-2	0-0	0-0	0	0	0/0
2023		6-15-21	3.0-5	0.5-1	0	0	0/0
Career		24-31-55	6.0-11	1.0-3	0	1	0/1

Career Highs: Tackles - 7 (vs. Missouri State, 9-1-23), Tackles for Loss - 2.0 (vs. Missouri State, 9-1-23), Sacks - 0.5 (Two Times, MR at Texas, 9-30-23) Fumble recoveries - 1 (at Duke, 9-25-21).



37

GRAYDEN ADDISON
Punter | 5'11" | 220 | 1L | RS-So.
Noblesville, Ind. | Noblesville HS


Notables:

- Made his Kansas debut vs. the Longhorns (11-19-22)
- Punted four times in the 2022 Autozone Liberty bowl for 158 yards

Career Punting Stats

Date	Opponent	No.	Yds.	Avg.
11-19-22	Texas	1	28	28.0
12-28-22	vs. Arkansas	4	158	39.5
2022		5	186	37.2

Career highs: Punts - 4 (vs. Arkansas, 12-28-22), Yards - 158 (vs. Arkansas, 12-28-22), Game average - 39.5 (vs. Arkansas, 12-28-22).



38

JACK SCHNEIDER
Cornerback | 6'3" | 175 | HS | Fr.
Overland Park, Kan. | Blue Valley West

Notables:

- Named First Team All-State and First Team All-Conference in 2022
- Selected to play in the 2023 Kansas Shrine Bowl



39

COLE MONDI
Linebacker | 5'10" | 220 | 1L | RS-So.
Lawrence, Kan. | Lawrence HS

Notables:

- Did not see game action, red-shirted



40

TABOR ALLEN
Kicker | 6'1" | 190 | 3L | Jr.
Mansfield, Texas | Mansfield Lakeridge HS

Notables:

- The main kicker for kickoffs during 2022
- Totaled 79 kickoffs for 4,826 yards and 43 touchbacks

Career Kickoff Stats

Date	No.	Yds.	Avg.	TB	OB
2020	18	943	52.4	6	0
2021	43	2,705	62.9	29	1
2022	79	4,826	61.1	43	2
2023	63	3,886	61.7	45	1
Career	203	12,360	60.9	123	4



40

DEVIN PHILLIPS
Defensive Line | 6'2" | 325 | TR | RS-Sr.
Monroe, La. | Neville HS/Colorado State

Notables:

- Preseason All-Big 12 Fourth Team by Phil Steele
- Transferred from Colorado State after the 2021 season

Career Defensive Stats

Date	Opponent	UA-At-TT	TFL	Sack	Int.	PD	FF/R
9-8-23	Illinois	1-0-1	0-0	0-0	0	0	0/0
9-23-23	BYU	1-0-1	0-0	0-0	0	0	0/0
9-30-23	at Texas	3-0-3	0-0	0-0	0	0	0/0
10-14-23	at Oklahoma State	1-0-1	0-0	0-0	0	0	0/0
10-28-23	Oklahoma	1-1-2	0-0	0-0	0	0	0/0
2023		7-1-8	0-0	0-0	0	0	0/0

Career Highs: Tackles - 3 (at Texas, 9-30-23)




41

HUNTER LUKE
Wide Receiver | 5'10" | 155 | HS | Fr.
Austin, Texas | Westlake HS

Notables:

- Helped lead high school team to the 2021 Texas 6A State Championship
- Was on the 2023 state finalist 4x100 meter relay team at Westlake



41

EZRA VEDRAL
Linebacker | 6'2" | 204 | HS | Fr.
Omaha, Neb. | Creighton Prep HS

Notables:

- Named to the 102nd World-Herald All-Nebraska football team
- Second team defense in 2022



43

ANDREW RUSSELL
Safety | 6'2" | 200 | 1L | RS-Sr.
Victor, N.Y. | Victor HS/Michigan

Notables:

- Saw action in seven games during the 2022 season
- Recorded one tackle in four games last season

Career Defensive Stats

Date	Opponent	UA-At-TT	TFL	Sack	Int.	PD	FF/R
9-24-22	Duke	1-0-1	0-0	0-0	0	0	0/0
10-22-22	at Baylor	1-0-1	0-0	0-0	0	0	0/0
11-26-22	at Kansas State	1-0-1	0-0	0-0	0	0	0/0
12-28-22	vs. Arkansas	1-0-1	0-0	0-0	0	0	0/0
2022		4-0-4	0-0	0-0	0	0	0/0
Career		4-0-4	0-0	0-0	0	0	0/0

Career Highs: Tackles - 1 (Four Times, MR vs. Arkansas, 12-28-22).



44

CORNELL WHEELER
 Linebacker | 6'0" | 225 | 2L | Jr.
 West Bloomfield, Mich. | West Bloomfield HS/
 Michigan

Notables:

- Matched his career-high with five tackles vs. Oklahoma (10-28-23)
- Notched the first interception of his college career at Texas (9-30-23)
- Recorded his first tackle as a Jayhawk at Iowa State (10-2-21)

Career Defensive Stats

Date	Opponent	UA-A-TT	TFL	Sack	Int.	PD	FF/R
10-2-21	at Iowa State	0-1-1	0-0	0-0	0	0	0/0
2021		0-1-1	0-0	0-0	0	0	0/0
9-16-23	at Nevada	2-1-3	0-0	0-0	0	0	0/0
9-23-23	BYU	3-0-3	1-0-3	0-0	0	0	1/0
9-30-23	at Texas	1-4-5	0-0	0-0	1	0	0/0
10-7-23	UCF	2-0-2	0-0	0-0	0	0	0/0
10-14-23	at Oklahoma State	4-0-4	1-0-2	1-0-2	0	0	0/0
10-28-23	Oklahoma	4-1-5	2-0-2	0-0	0	0	0/1
11-11-23	Texas Tech	1-0-1	0-0	0-0	0	0	0/0
2023		17-6-23	4-0-7	1-0-2	1	0	1/1
Career		17-7-24	4-0-7	1-0-2	1	0	1/1

Career Highs: Tackles - 5 (Two Times, MR vs. Oklahoma, 10-28-23), Tackles for loss - 2 (vs. Oklahoma, 10-28-23), Forced fumbles - 1 (vs. BYU, 9-23-23), Fumble recoveries - 1 (vs. Oklahoma, 10-28-23) Interceptions - 1 (at Texas, 9-30-23), Sacks - 1 (at Oklahoma State, 10-14-23)



45

TREVOR KARDELL
 Tight End | 6'5" | 255 | 2L | Jr.
 Lee's Summit, Mo. | Lee's Summit West HS

Notables:

- Saw action in seven games during the 2022 season
- Logged his first touchdown dawning the crimson and blue vs. Duke (9-24-22)

Career Receiving Stats

Date	Opponent	No.	Yds.	TD	Avg.
10-30-21	at Oklahoma State	2	12	0	6.0
11-13-21	at Texas	2	30	0	15.0
11-20-21	at TCU	1	44	0	44.0
2021		5	86	0	17.2
9-17-22	at Houston	1	17	0	17.0
9-24-22	Duke	3	44	1	14.7
10-8-22	TCU	1	4	0	4.0
2022		5	65	1	13.0
9-1-23	Missouri State	2	22	0	11.0
9-23-23	BYU	1	15	1	15.0
10-7-23	UCF	1	12	0	12.0
10-14-23	at Oklahoma State	1	20	0	20.0
2023		5	69	1	13.8
Career		15	220	2	14.7

Career Highs: Receptions - 3 (vs. Duke, 9-24-22), Yards - 44 (Two Times, MR vs. Duke, 9-24-22), Long - 44 (at TCU, 11-20-21), Touchdowns - 1 (Two Times, MR vs. BYU, 9-23-23)



45

DEAN MILLER
 Defensive End | 6'5" | 200 | RS | RS-So.
 Los Angeles, Calif. | Cathedral HS/College of the
 Canyons

Notables:

- Finished with one assisted tackle vs. Arkansas in the 2022 Autozone Liberty Bowl

Career Defensive Stats

Date	Opponent	UA-A-TT	TFL	Sack	Int.	PD	FF/R
12-28-22	vs. Arkansas	0-1-1	0-0	0-0	0	0	0/0
2022		0-1-1	0-0	0-0	0	0	0/0
9-1-23	Missouri State	1-0-1	0-0	0-0	0	0	0/0
9-16-23	at Nevada	1-0-1	0-0	0-0	0	0	0/0
10-14-23	at Oklahoma State	1-0-1	0-0	0-0	0	0	0/0
2023		3-0-3	0-0	0-0	0	0	0/0
Career		3-1-4	0-0	0-0	0	0	0/0

Career Highs: Tackles - 1 (Four Times, MR at Oklahoma State, 10-14-23)



46

DILLON MONG
 Tight End | 6'7" | 201 | HS | Fr.
 Shawnee Mission, Kan. | Shawnee Mission East
 HS

Notables:

- Named a Kansas 2022 6A All-State Honorable Mention
- Also played basketball in high school



46

DAVION WESTMORELAND
 Defensive End | 6'3" | 250 | RS | RS-So.
 Griffin, Ga. | Griffin HS/Hutchinson CC


Notables:

- Recorded his first solo tackle as a Jayhawk at Baylor (10-15-22)
- Has produced a tackle in four of the five games this season, most recently at Texas (9-30-23)

Career Defensive Stats

Date	Opponent	UA-A-TT	TFL	Sack	Int.	PD	FF/R
10-15-22	at Baylor	1-0-1	0-0	0-0	0	0	0/0
11-19-22	Texas	0-1-1	0-0	0-0	0	0	0/0
2022		1-1-2	0-0	0-0	0	0	0/0
9-1-23	Missouri State	1-0-1	0-0	0-0	0	0	0/0
9-16-23	at Nevada	0-1-1	0-0	0-0	0	0	0/0
9-23-23	BYU	1-0-1	0-0	0-0	0	0	0/0
9-30-23	at Texas	0-1-1	0-0	0-0	0	0	0/0
2023		2-2-4	0-0	0-0	0	0	0/0
Career		3-3-6	0-0	0-0	0	0	0/0

Career Highs: Tackles - 1 (Six Times, MR at Texas, 9-30-23)



47

JACOBY DAVIS
 Cornerback | 5'10" | 165 | HS | Fr.
 Houston, Texas | North Shore Senior HS

Notables:

- A 247Sports and Rivals 3-star
- Named 2021 6A First Team All-Defense in 2022
- Recorded a pass breakup and interception in the 2022 6A State Championship game



47

JARED CASEY
Tight End | 6'0" | 255 | 2L | Jr.
Plainville, Kan. | Plainville HS

Notables:

- Finished 2022 with three touchdown receptions
- Earned his first touchdown of 2023 vs. Illinois (9-8-23)

Career Receiving Stats

Date	Opponent	No.	Yds.	TD	Avg.
11-20-21	at TCU	4	34	1	8.5
11-27-21	West Virginia	4	67	1	16.8
2021		8	101	2	12.6
9-10-22	at West Virginia	2	23	0	11.5
9-17-22	at Houston	1	8	1	8.0
9-24-22	Duke	2	24	0	12.0
10-1-22	Iowa State	1	30	0	30.0
10-15-22	at Oklahoma	1	9	0	9.0
10-22-22	at Baylor	1	20	0	20.0
11-5-22	Oklahoma State	2	6	1	3.0
11-12-22	at Texas Tech	1	66	1	66.0
11-19-22	Texas	1	9	0	9.0
11-26-22	at Kansas State	4	23	0	5.8
12-28-22	vs. Arkansas	2	6	1	3.0
2022		16	218	3	13.6
9-8-23	Illinois	1	5	1	5.0
9-23-23	BYU	2	27	0	13.5
9-30-23	at Texas	1	16	0	16.0
10-14-23	at Oklahoma State	1	9	0	9.0
11-4-23	at Iowa State	1	13	0	13.0
2023		6	70	0	11.7
Career		30	389	6	12.9

Career Highs: Receptions - 4 (Three Times, MR at Kansas State, 11-26-22), Yards - 67 (vs. West Virginia, 11-27-21), Touchdowns - 1 (Five times, MR vs. Illinois, 9-8-23)



50

MIKE NOVITSKY
Offensive Line | 6'5" | 300 | 1L | RS-Sr.
Victor, N.Y. | Victor HS

Notables:

- Preseason All-Big 12 First Team by the Big 12 and Athlon
- Preseason Rimington Trophy Watch List
- 2022 All-Big 12 Second Team (Coaches)



51

EMORY DUGGAR
Long Snapper | 6'2" | 225 | SQ | RS-So.
Baton Rouge, La. | Catholic HS

Notables:

- Played in final five games of the 2022 season as KU's longsnapper, replacing Luke Hosford due to injury



52

LOGAN BROWN
Offensive Line | 6'6" | 320 | TR | RS-Jr.
Grand Rapids, Mich. | East Kentwood HS/ Wisconsin

Notables:

- Transferred from Wisconsin following the 2022 season
- Appeared in six games while making three starts for the Badgers last season



52

D.J. WITHERS
Defensive Line | 6'4" | 292 | RS | RS-Fr.
Little Rock, Ark. | Joe T. Robinson HS

Notables:

- Recorded a career-high three tackles vs. the Longhorns (11-19-22)
- Earned a tackle for loss for his first tackle of 2023 vs. Illinois (9-8-23)

Career Defensive Stats

Date	Opponent	UA-At-TT	TFL	Sack	Int.	PD	FF/R
9-2-22	Tennessee Tech	0-1-1	0-0	0-0	0	0	0/0
9-24-22	Duke	1-0-1	0-0	0-0	0	0	0/0
11-12-22	at Texas Tech	0-1-1	0-0	0-0	0	0	0/0
11-19-22	Texas	3-0-3	1.0-1	0-0	0	0	0/0
2022		4-2-6	1.0-1	0-0	0	0	0/0
9-8-23	Illinois	1-0-1	1.0-2	0-0	0	0	0/0
9-30-23	at Texas	0-1-1	0-0	0-0	0	0	0/0
10-7-23	UCF	0-0-0	0-0	0-0	0	0	0/1
10-28-23	Oklahoma	1-0-1	0-0	0-0	0	0	0/0
11-4-23	at Iowa State	0-1-1	0.5-0	0-0	0	0	0/0
11-11-23	Texas Tech	2-0-2	0-0	0-0	0	0	0/0
Career		8-4-12	2.5-3	0-0	0	0	0/1

Career Highs: Tackles - 3 (vs. Texas, 11-19-22), Tackles-for-loss - 1.0 (Two Times, MR vs. Illinois, 9-8-23), Fumble recoveries - 1 (vs. UCF, 10-7-23)



53

CALEB TAYLOR
Defensive Line | 6'4" | 300 | 2L | Jr.
St. Louis, Mo. | Staley HS

Notables:

- Saw action in eight games last season
- Matched his career-high with four tackles at Oklahoma (10-15-22)

Career Defensive Stats

Date	Opponent	UA-At-TT	TFL	Sack	Int.	PD	FF/R
11-7-20	Oklahoma	0-2-2	0-0	0-0	0	0	0/0
11-28-20	TCU	1-0-1	0-0	0-0	0	0	0/0
12-5-20	at Texas Tech	0-0-0	0-0	0-0	0	0	1/0
2020		1-2-3	0-0	0-0	0	0	1/0
9-3-2021	South Dakota	2-0-2	2-5	0-0	0	0	1/0
9-10-21	at Coastal Carolina	2-1-3	0-0	0-0	0	0	0/0
9-18-21	Baylor	1-1-2	0-0	0-0	0	0	0/0
9-25-21	at Duke	2-2-4	0-0	0-0	0	0	0/0
10-30-21	at Oklahoma State	0-1-1	0-0	0-0	0	0	0/0
11-13-21	at Texas	1-0-1	0-0	0-0	0	0	0/0
11-20-21	at TCU	0-1-1	0-0	0-0	0	0	0/0
2021		8-6-14	2-5	0-0	0	0	0/0
9-2-22	Tennessee Tech	0-1-1	0-0	0-0	0	0	0/0
10-1-22	Iowa State	1-1-2	0-0	0-0	0	0	0/0
10-8-22	TCU	0-1-1	0-0	0-0	0	0	0/0
10-15-22	at Oklahoma	1-3-4	0.5-0	0-0	0	0	0/0
11-12-22	at Texas Tech	0-1-1	0-0	0-0	0	0	0/0
2022		2-7-9	0.5-0	0.5-0	0	0	0/0
10-14-23	at Oklahoma State	1-1-2	1.0-2	0-0	0	1	0/0
11-4-23	at Iowa State	1-2-3	0.5-3	0.5-3	0	0	0/0
2023		2-3-5	1.5-5	0.5-3	0	1	0/0
Career		13-18-31	4.0-10	1.0-3	0	0	1/0

Career Highs: Tackles - 4 (Two Times, MR at Oklahoma, 10-15-22), Tackles for Loss - 2 (vs. South Dakota, 9-3-21) Fumble recoveries - 1 at (Texas Tech, 12-5-20), Sacks - 0.5 (Two Times, MR at Iowa State, 11-4-23)



54
MICHAEL FORD JR.
 Offensive Line | 6'3" | 305 | 2L | Jr.
 Homewood, Ill. | Homewood-Flossmoor HS

Notables:

- Played in all 13 games last season
- Did not allow a sack in six games last season



59
NOLAN GORCZYCA
 Offensive Line | 6'6" | 310 | 1L | RS-So.
 Omaha, Neb. | Roncalli Catholic HS/Bufalo

Notables:

- Appeared in one game last season, the season opener vs. Tennessee Tech



55
ARMAJ REED-ADAMS
 Offensive Line | 6'5" | 330 | 2L | RS-So.
 DeSoto, Texas | DeSoto HS

Notables:


- Saw action in two games in 2022



60
LUKE HOSFORD
 Long Snapper | 6'2" | 225 | 2L | RS-Jr.
 Cuyahoga Falls, Ohio | Woodridge HS

Notables:

- Preseason All-Big 12 Third Team by Phil Steele
- Played five games in 2022, missed the rest of the season due to injury



56
MARCUS CALVIN
 Defensive Line | 6'2" | 308 | HS | Fr.
 St. Petersburg, Fla. | Gibbs HS

Notables:

- A 247Sports and Rivals 3-star recruit
- Posted 76 total tackles his senior season



63
JAKE EISENHAUER
 Offensive Line | 6'1" | 305 | SQ | RS-So.
 Salina, Kan. | Salina Central HS

Notables:

- Did not see game action in 2022



57
HANK KELLY
 Offensive Line | 6'4" | 305 | SQ | So.
 Fayetteville, Ark. | Fayetteville HS

Notables:

- Did not see game action in 2022



67
DOMINICK PUNI
 Offensive Line | 6'5" | 320 | 1L | RS-Sr.
 St. Charles, Mo. | Francis Howell Central HS/Central Missouri

Notables:

- Preseason All-Big 12 Second Team by Phil Steele
- 2022 All-Big 12 Honorable Mention



58
KAEL FARKES
 Offensive Line | 6'3" | 290 | RS | RS-Fr.
 Lenexa, Kan. | Shawnee Mission Northwest HS

Notables:

- Did not see game action in 2022



70
KOBE BAYNES
 Offensive Line | 6'4" | 320 | 1L | RS-So.
 Jacksonville, Fla. | Sandalwood HS/Louisville

Notables:

- Appeared in three games in 2022



59
JAYDON BRITTINGHAM
 Defensive End | 6'3" | 235 | HS | Fr.
 Lawrence, Kan. | Lawrence HS

Notables:

- Played under head coach Clint Bowen at Lawrence high school



71
JAMES LIVINGSTON
 Offensive Line | 6'7" | 305 | RS | RS-Fr.
 Dexter, Mich. | Dexter HS

Notables:

- Did not see game action in 2022



71

GRADY SEYFERT
 Defensive Line | 6'1" | 263 | HS | Fr.
 Beloit, Kan. | Beloit HS

Notables:

- Named to the Kansas Football Coaches Association Top 11 Team
- All-Vype Defensive Player of the Year in Central Kansas



76

SPENCER LOVELL
 Offensive Line | 6'6" | 330 | TR | RS-Jr.
 Fort Collins, Colo. | Rocky Mountain HS/Arizona State/Cal

Notables:

- Transferred from Cal following the 2022 season
- Played in and started each of the first three games at right guard before suffering a season-ending injury in game three at Notre Dame



72

DANNY ROBINSON
 Offensive Line | 6'5" | 305 | SQ | RS-So.
 Overland Park, Kan. | Blue Valley Northwest HS

Notables:

- Did not see game action in 2022



77

BRYCE CABELDUE
 Offensive Line | 6'6" | 300 | 3L | Jr.
 Clovis, N.M. | Clovis HS

Notables:

- Appeared in 11 games while starting 10 during the 2022 season



73

DRE DOIRON
 Offensive Line | 6'4" | 305 | 1L | RS-So.
 London, Ontario | Catholic Central HS/Buffalo

Notables:

- Appeared in three games for Kansas in 2022



80

MACK MOELLER
 Tight End | 6'3" | 220 | SQ | So.
 Mission, Kan. | Bishop Miege HS

Notables:

- Did not see game action in 2022




74

DE'KEDRICK STURNS
 Offensive Line | 6'4" | 315 | SQ | RS-So.
 Austin, Texas | Del Valle HS

Notables:

- Appeared in three games for Kansas in 2022



81

QUINTON CONLEY
 Wide Receiver | 6'6" | 220 | RS | RS-Fr.
 Kansas City, Mo. | Pembroke HS

Notables:

- Did not see game action in 2022, red-shirted



75

CALVIN CLEMENTS
 Offensive Line | 6'7" | 310 | HS | Fr.
 Lawrence, Kan. | Free State HS

Notables:

- Rated the No. 8 player in the state of Kansas by Rivals and 247Sports
- Named to the Lawrence Journal-World's All-Area Team



82

ISREAL MOSES
 Wide Receiver | 6'2" | 187 | HS | Fr.
 Minneapolis, Minn. | De La Salle HS

Notables:

- Three-year starter and team captain for his high school football team



85

JARRED SAMPLE
 Wide Receiver | 5'10" | 175 | HS | Fr.
 Cypress, Texas | Cypress Ranch HS

- Notables:**
- A 247Sports and Rivals 3-star recruit



86

SURAHZ BUNCOM
 Wide Receiver | 6'4" | 175 | HS | Fr.
 Chula Vista, Calif. | Mater Dei Catholic HS

- Notables:**
- A 247Sports and Rivals 3-star recruit



87

WILL HUGGINS
 Tight End | 6'7" | 245 | 2L | RS-So.
 Lenexa, Kan. | Shawnee Mission South HS

- Notables:**
- Appeared in one game for Kansas in 2022, did not record any stats

Career Receiving Stats

Date	Opponent	No.	Yds.	TD	Avg.
11-7-20	at Oklahoma	1	20	1	20.0
Career		1	20	1	20.0

Career Highs: Receptions - 1 (at Oklahoma, 11-7-20), Yards - 20 (at Oklahoma, 11-7-20), Touchdowns - 1 (at Oklahoma, 11-7-20).



88

TEVITA AHOAFI-NOA
 Tight End | 6'4" | 245 | 1L | Sr.
 Salt Lake City, Utah | Highland HS/Snow College

- Notables:**
- Appeared in 11 games for Kansas in 2022, did not record any stats



89

MASON FAIRCHILD
 Tight End | 6'5" | 261 | 3L | Sr.
 Andale, Kan. | Andale HS


- Notables:**
- Ranked No. 4 in school history for receptions by a tight end (78) and closing in on 1,000 receiving yards for his career
 - Hauled in five catches for 95 yards and two touchdowns at Oklahoma State (10-14-23), all season-highs
 - Preseason All-Big 12 Third Team by Phil Steele and Athlon
 - 2022 All-Big 12 Second Team (Coaches)

Career Receiving Stats

Date	Opponent	No.	Yds.	TD	Avg.
9-13-19	at Boston College	1	9	0	9.0
9-28-19	at TCU	1	23	0	23.0
2019		2	32	0	16.0
10-24-20	at Kansas State	2	38	0	19.0
10-31-20	Iowa State	3	19	0	6.3
2020		5	57	0	8.1
9-3-21	South Dakota	4	58	0	14.5
9-18-21	Baylor	3	13	0	4.3
10-16-21	Texas Tech	1	7	0	7.0
10-30-21	at Oklahoma State	1	6	0	6.0
11-6-21	Kansas State	2	13	0	6.5
11-13-21	at Texas	2	31	1	15.5
2021		13	128	1	9.8
9-2-22	Tennessee Tech	2	6	1	3.0
9-10-22	at West Virginia	1	10	1	10.0
9-17-22	at Houston	1	4	0	4.0
10-8-22	TCU	3	80	1	26.7
10-15-22	at Oklahoma	6	106	2	17.7
10-22-22	at Baylor	2	19	0	9.5
11-12-22	at Texas Tech	5	49	0	9.8
11-19-22	Texas	5	48	0	9.6
11-26-22	at Kansas State	4	41	0	10.3
12-28-22	vs. Arkansas	6	80	1	13.3
2022		35	443	6	12.7
9-1-23	Missouri State	2	21	0	10.5
9-8-23	Illinois	1	16	0	16.0
9-16-23	at Nevada	5	74	0	14.8
9-30-23	at Texas	2	30	0	15.0
10-7-23	UCF	3	19	0	6.3
10-14-23	at Oklahoma State	5	95	2	19.0
10-28-23	Oklahoma	3	62	0	20.7
11-11-23	Texas Tech	2	20	0	10.0
2023		23	337	2	14.7
Career		78	997	9	12.8

Career Highs: Receptions - 6 (Two Times, MR vs. Arkansas, 12-28-22), Yards - 106 (at Oklahoma, 10-15-22), Touchdowns - 2 (Two Times, MR at Oklahoma State, 10-14-23)





90

JEREME ROBINSON
 Defensive End | 6'3" | 260 | 3L | Jr.
 Montgomery, Ala. | Carver HS

Notables:

- Ranks T-6th in the Big 12 with 4.5 sacks this season
- Recorded a career-high six tackles vs. Arkansas in the Autozone Liberty Bowl (12-28-22)

Career Defensive Stats

Date	Opponent	UA-At-TT	TFL	Sack	Int.	PD	FF/R
10-3-20	Oklahoma State	0-1-1	0-0	0-0	0	0	0/0
11-28-20	TCU	1-0-1	1-1	0-0	0	0	0/0
2020		1-1-2	1-1	0-0	0	0	0/0
9-10-21	at Coastal Carolina	0-2-2	0-0	0-0	0	0	0/0
9-25-21	at Duke	0-2-2	0.5-1	0-0	0	0	0/0
10-2-21	at Iowa State	1-0-1	0-0	0-0	0	0	0/0
10-16-21	Texas Tech	0-1-1	0-0	0-0	0	0	0/0
10-23-21	Oklahoma	1-1-2	1.0-1	0-0	0	0	0/0
10-30-21	at Oklahoma State	1-0-1	0-0	0-0	0	0	0/0
11-20-21	at TCU	3-0-3	1.0-2	1.0-2	0	0	1/0
2021		6-6-12	2.5-4	1.0-2	0	0	0/0
9-2-22	Tennessee Tech	1-1-2	1.5-2	0.5-2	0	0	0/0
9-10-22	at West Virginia	2-0-2	0-0	0-0	0	0	0/0
9-17-22	at Houston	2-1-3	1.0-2	1.0-2	0	0	1/1
9-24-22	Duke	2-0-2	0-0	0-0	0	0	0/0
10-1-22	Iowa State	0-3-3	1.0-5	0.5-5	0	0	0/0
10-8-22	TCU	0-2-2	0-0	0-0	0	0	0/0
10-15-22	at Oklahoma	2-2-4	0-0	0-0	0	0	0/0
10-22-22	at Baylor	2-0-2	1.0-15	1.0-15	0	0	1/1
11-5-22	Oklahoma State	4-0-4	2.0-5	0-0	0	0	0/0
11-12-22	at Texas Tech	0-1-1	0-0	0-0	0	0	0/0
11-19-22	Texas	0-1-1	0-0	0-0	0	0	0/0
11-26-22	at Kansas State	2-0-2	0-0	0-0	0	0	0/0
12-28-22	vs. Arkansas	5-1-6	2.0-7	0-0	0	0	0/0
2022		22-12-34	8.5-36	3.0-24	0	0	2/2
9-1-23	Missouri State	1-0-1	1.0-5	1.0-5	0	0	0/0
9-8-23	Illinois	2-0-2	2.0-8	2.0-8	0	0	0/0
9-16-23	at Nevada	2-0-2	0-0	0-0	0	0	0/0
9-23-23	BYU	1-2-3	1.0-2	0.5-1	0	1	0/0
9-30-23	at Texas	3-0-3	1.0-2	1.0-2	0	1	0/0
10-7-23	UCF	2-0-2	0-0	0-0	0	1	0/0
10-14-23	at Oklahoma State	1-0-1	0-0	0-0	0	1	0/0
10-28-23	Oklahoma	3-0-3	1.0-1	0-0	0	0	0/0
11-4-23	at Iowa State	3-0-3	0-0	0-0	0	1	0/0
11-11-23	Texas Tech	2-0-2	0-0	0-0	0	1	0/0
2023		20-2-22	6.0-18	4.5-16	0	6	0/0
Career		51-22-73	19.0-58	8.5-42	0	6	2/2

Career Highs: Tackles - 6 (vs. Arkansas, 12-28-22), Tackles for Loss - 2.0 (Three Times, MR vs. Illinois, 9-8-23), Sacks - 2.0 (vs. Illinois, 9-8-23), Blocked FG's - 1 (vs. Tennessee Tech, 9-2-22), Forced fumbles - 1 (Two Times, MR at Baylor, 10-22-22), Fumble recoveries - 1 (Two Times, MR at Baylor, 10-22-22), Pass deflections - 1 (Six Times, MR vs. Texas Tech, 11-11-23)





91

SETH KELLER
 Kicker | 5'8" | 165 | TR | RS-Sr.
 Colleyville, Texas | Covenant Christian HS/Texas State


Notables:

- Preseason All-Big 12 Fourth Team by Phil Steele
- 2022 Burlsworth Trophy nominee, which goes to the most outstanding player who began his FBS career as a walk-on
- Hit a career-high 44-yard field goal at Nevada (9-16-23)

Career Kicking Stats

Date	Opponent	FGM-A	Pct.	XPM-A	Pct.	Pts.
9-1-23	Missouri State	2-2	100.0	5-5	100.0	11
9-8-23	Illinois	2-2	100.0	4-4	100.0	10
9-16-23	at Nevada	1-1	100.0	4-4	100.0	7
9-23-23	BYU	1-1	100.0	5-5	100.0	8
9-30-23	at Texas	0-0	00.0	2-2	100.0	2
10-7-23	UCF	1-2	50.0	5-5	100.0	8
10-14-23	at Oklahoma State	0-0	0.0	1-2	50.0	1
10-28-23	Oklahoma	2-3	66.7	2-2	100.0	8
11-4-23	at Iowa State	0-1	0.0	2-2	100.0	2
11-11-23	Texas Tech	2-2	100.0	1-1	100.0	7
2023		11-14	78.6	31-32	96.9	64

Career Highs: Long - 44 (at Nevada, 9-16-23), Field Goals Made - 2 (Four Times, MR vs. Texas Tech, 11-11-23), Extra Points Made - 5 (Two Times, MR vs. UCF, 10-7-23), Points - 11 (vs. Missouri State, 9-1-23)



92

TOMMY DUNN JR.
 Defensive Line | 6'3" | 310 | 1L | RS-So.
 Garland, Texas | Naaman Forest HS

Notables:

- Recorded at least one tackle in six games last season
- Produced a career-high three tackles vs. Oklahoma State (11-5-22)

Career Defensive Stats

Date	Opponent	UA-At-TT	TFL	Sack	Int.	PD	FF/R
9-2-22	Tennessee Tech	2-0-2	1.0-1	0-0	0	0	0/0
10-1-22	Iowa State	1-0-1	0-0	0-0	0	0	0/0
10-15-22	at Oklahoma	0-1-1	0-0	0-0	0	0	0/0
11-5-22	Oklahoma State	2-1-3	0.5-2	0.5-2	0	0	0/0
11-12-22	at Texas Tech	1-0-1	0-0	0-0	0	0	0/0
11-19-22	Texas	1-0-1	0-0	0-0	0	0	0/0
2022		7-2-9	1.5-3	0.5-2	0	0	0/0
9-1-23	Missouri State	0-1-1	0.5-1	0-0	0	0	0/0
9-16-23	at Nevada	1-0-1	1.0-7	1.0-7	0	0	1/0
9-23-23	BYU	2-0-2	0-0	0-0	0	0	0/0
9-30-23	at Texas	0-1-1	0-0	0-0	0	0	0/0
10-14-23	at Oklahoma State	0-1-1	0-0	0-0	0	0	0/0
10-28-23	Oklahoma	2-0-2	0-0	0-0	0	0	0/0
11-11-23	Texas Tech	2-1-3	0-0	0-0	0	0	0/0
2023		7-4-11	1.5-8	1.0-7	0	0	1/0
Career		14-6-20	3.0-11	1.5-9	0	0	1/0

Career Highs: Tackles - 3 (Two Times, MR vs. Texas Tech, 11-11-23), Tackles-for-loss - 1 (at Nevada, 9-16-23), Sacks - 0.5 (vs. Oklahoma State, 11-5-22), Forced fumbles - 1 (at Nevada, 9-16-23)



93

CHARLIE WEINRICH
 Kicker | 5'11" | 205 | TR | RS-Fr.
 Leawood, Kan. | Blue Valley HS/Nebraska

Notables:

- Transferred from Nebraska after red-shirting last season



94

BLAKE HEROLD
 Defensive Line | 6'3" | 255 | HS | Fr.
 Shenandoah, Iowa | Shenandoah HS

Notables:

- A 247Sports and Rivals 3-star recruit



95

DAMON GREAVES
 Punter | 6'1" | 170 | HS | Fr.
 Busselton, Australia

Notables:

- Played in the Australian Football League for the Hawthorn Football Club

Career Punting Stats

Date	Opponent	No.	Yds.	Avg.
9-8-23	Illinois	1	37	37.0
9-16-23	at Nevada	3	119	39.7
9-23-23	BYU	2	84	42.0
9-30-23	at Texas	6	272	45.3
10-7-23	UCF	1	39	39.0
10-14-23	at Oklahoma State	2	76	38.0
10-28-23	Oklahoma	2	86	43.0
11-4-23	at Iowa State	3	116	38.7
11-11-23	Texas Tech	4	132	33.0
2023		24	961	40.0

Career highs: Punts - 6 (at Texas, 9-30-23), Yards - 272 (at Texas, 9-30-23), Game average - 45.3 (at Texas, 9-30-23)



96

COLE PETRUS
 Defensive Line | 6'4" | 235 | 1L | RS-So.
 St. Louis, Mo. | Vianney HS


Notables:

- Played in three games last season, recording a tackle in the season opener vs. Tennessee Tech (9-2-22)

Career Defensive Stats

Date	Opponent	UA-At-TT	TFL	Sack	Int.	PD	FF/R
9-2-22	Tennessee Tech	1-0-1	0-0	0-0	0	0	0/0
2022		1-0-1	0-0	0-0	0	0	0/0
10-14-23	at Oklahoma State	1-0-1	0-0	0-0	0	0	0/0
Career		2-0-2	0-0	0-0	0	0	0/0

Career Highs: Tackles - 1 (Two Times, MR at Oklahoma State, 10-14-23)



97

KENEAN CALDWELL
 Defensive Line | 6'3" | 325 | 1L | RS-So.
 Oak Grove, La. | Oak Grove HS


Notables:

- Redshirted in 2022 after appearing in 7 games as a freshman in 2021

Career Defensive Stats

Date	Opponent	UA-At-TT	TFL	Sack	Int.	PD	FF/R
9-3-21	South Dakota	3-0-3	1-0	0-0	0	0	0/0
9-10-21	at Coastal Carolina	0-1-1	0-0	0-0	0	0	0/0
9-25-21	at Duke	0-2-2	0-0	0-0	0	0	0/0
10-16-21	Texas Tech	1-0-1	0-0	0-0	0	0	0/0
10-30-21	at Oklahoma St.	1-0-1	0-0	0-0	0	0	0/0
11-13-21	at Texas	1-1-2	0-0	0-0	0	0	0/0
11-20-21	at TCU	0-2-2	0-0	0-0	0	0	0/0
2021		6-6-12	1-0	0-0	0	0	0/0
9-1-23	Missouri State	1-0-1	0-0	0-0	0	0	0/0
9-16-23	at Nevada	1-1-2	0-0	0-0	0	0	0/0
2023		2-1-3	0-0	0-0	0	0	0/0
Career		8-7-15	1-0	0-0	0	0	0/0

Career Highs: Tackles - 3 (vs. South Dakota, 9-3-21), Tackles for Loss - 1 (vs. South Dakota, 9-3-21).



98

LANCE BASSETT
 Defensive Line | 6'2" | 265 | HS | Freshman
 Lawrence, Kan. | Lawrence HS

Notables:

- Spent his high school carer at Lawrence HS



99

RONALD MCGEE
 Defensive Line | 6'3" | 285 | RS | RS-Senior
 Sumter, S.C. | Sumter HS/Bufalo

Notables:

- Appeared in one game last season, did not record a tackle

Career Defensive Stats

Date	Opponent	UA-At-TT	TFL	Sack	Int.	PD	FF/R
9-3-21	South Dakota	3-0-3	0-0	0-0	0	0	0/0
9-10-21	at Coastal Carolina	0-1-1	0-0	0-0	0	0	0/0
9-18-21	Baylor	1-0-1	0-0	0-0	0	0	0/0
9-25-21	at Duke	1-1-2	0-0	0-0	0	0	0/0
10-30-21	at Oklahoma State	0-2-2	0.5-1	0.5-1	0	0	0/0
11-20-21	at TCU	2-0-2	0-0	0-0	0	0	0/0
2021		7-4-11	0.5-1	0.5-1	0	0	0/0
Career		7-4-11	0-0	0-0	0	0	0/0

Career Highs: Tackles - 3 (vs. South Dakota, 9-3-21), Tackles for Loss - 0.5 (at Oklahoma State, 10-30-21), Sacks - 0.5 (at Oklahoma State, 10-30-21)



KANSAS WINS SEASON OPENER 48-17 AGAINST MISSOURI STATE

Sept. 1, 2023 | Lawrence, Kan. | David Booth Kansas Memorial Stadium | Attendance: 41,091

	1	2	3	4	Final
Missouri State (0-1)	7	3	0	7	17
Kansas (1-0)	7	10	10	21	48

SCORING SUMMARY

TEAM	QTR	TIME	DRIVE	MSU	KU
KAN	1st	11:11	D.Neal 48 yd rush (S.Keller kick)	4-70, 01:49	0 7
MSU	1st	02:24	J.Robinson 2 yd pass from J.Clark (O.Rozanc kick)	10-46, 05:37	7 7
MSU	2nd	12:11	O.Rozanc 37 yd FG	7-53, 03:10	10 7
KAN	2nd	11:03	L.Grimm 14 yd pass from J.Bean (S.Keller kick)	3-75, 01:11	10 14
KAN	2nd	01:05	S.Keller 28 yd FG	10-75, 05:02	10 17
KAN	3rd	10:29	D.McDuffie 17 yd rush (S.Keller kick)	9-69, 04:22	10 24
KAN	3rd	03:18	S.Keller 35 yd FG	10-55, 05:07	10 27
MSU	4th	14:57	J.Robinson 5 yd rush (O.Rozanc kick)	6-75, 03:21	17 27
KAN	4th	10:18	D.Hishaw 24 yd rush (S.Keller kick)	8-75, 04:39	17 34
KAN	4th	07:49	D.Neal 6 yd pass from J.Bean (O.Piepergerdes kick)	5-28, 02:21	17 41
KAN	4th	04:57	S.Morrison 5 yd rush (S.Keller kick)	4-23, 02:14	17 48

PASSING STATS

	COMP./ATT./INT.	YARDS	TD	LONG	SACK
Jason Bean	22-28-0	276	2	52	0
TOTAL	22-28-0	276	2	52	0

RUSHING STATS

	ATT.	YARDS	TD	LONG	AVG.
Devin Neal	13	94	1	48	7.2
Jason Bean	5	41	0	17	8.2
Sevion Morrison	8	41	1	9	5.1
Dylan McDuffie	6	40	1	17	6.7
Daniel Hishaw	4	29	1	24	7.2
TOTAL	34	245	4	48	6.4

RECEIVING STATS

	REC.	YARDS	YAC	TD	LONG
Lawrence Arnold	4	77	30	0	52
Quentin Skinner	4	77	42	0	47
Luke Grimm	4	33	24	1	14
Devin Neal	3	25	23	1	16
Trevor Kardell	2	22	9	0	15
Mason Fairchild	2	21	8	0	14
Trevor Wilson	2	17	4	0	16
TOTAL	22	276	149	2	52

DEFENSIVE STATS

	TACKLES	TACKLES	SACKS-YDS	SACKS-YDS	TFL-YDS	TFL-YDS	FF/FR	FF/FR	INT	INT/YDS	BRUP	QBH
Rich Miller	6-1-7	0.0-0	0.0-0	0.0-0	0.0-0	0.0-0	0	0	0	0	0	0
Hayden Hatcher	2-5-7	0.0-0	2.0-3	0.0-0	0.0-0	0.0-0	0	0	0	0	0	1
Marvin Grant	3-1-4	0.0-0	2.0-2	0.0-0	0.0-0	0.0-0	0	0	0	0	0	0
JB Brown	1-3-4	0.0-0	0.5-2	0.0-0	0.0-0	0.0-0	1	0	0	0	0	0
Taiwan Berryhill	2-1-3	0.0-0	0.5-0	0.0-0	0.0-0	0.0-0	0	0	0	0	0	1

TEAM STATS

	MSU	KU
FIRST DOWNS	10	27
Rushing	3	12
Passing	6	13
Penalty	1	2
NET YARDS RUSHING	74	245
Rushing Attempts	27	38
Average Per Rush	2.7	6.4
Rushing Touchdowns	1	4
Yards Gained Rushing	96	259
Yards Lost Rushing	22	14
NET YARDS PASSING	143	276
Completions-Attempts-Int	14-21-2	22-28-0
Average Per Attempt	6.8	9.9
Average Per Completion	10.2	12.5
Passing Touchdowns	1	2
TOTAL OFFENSE YARDS	217	521
Total offense plays	48	66
Average Gain Per Play	4.5	7.9
Fumbles: Number-Lost	1-0	1-1
Penalties: Number-Yards	6-50	3-35
PUNTS-YARDS	6-238	0-0
Average Yards Per Punt	39.7	0.0
Net Yards Per Punt	39.7	0
Inside 20	1	0
50+ Yards	1	0
Touchbacks	0	0
Fair catch	4	0
KICKOFF-YARDS	4-231	9-585
Average Yards Per Kickoff	57.8	65.0
Net Yards Per Kickoff	36	40.8
Touchbacks	1	8
Fair Catch Yards	1	0
Punt returns: Number-Yards-TD	0-0-0	0-0-0
Average Per Return	0.0	0.0
Kickoff returns: Number-Yds-TD	1-18-0	2-61-0
Average Per Return	18.0	30.5
Interceptions: Number-Yds-TD	0-0-0	2-12-0
Fumble Returns: Number-Yds-TD	0-0-0	0-0-0
Miscellaneous Yards	0	0
Possession Time	26:13	33:47
1st Quarter	09:47	05:13
2nd Quarter	08:38	06:22
3rd Quarter	05:22	09:38
4th Quarter	02:26	12:34
Third-Down Conversions	1-9	6-11
Fourth-Down Conversions	1-1	1-2
Red-Zone Scores-Chances	3-3	6-6
Touchdowns	2-3	4-6
Field goals	1-3	2-6
Sacks By: Number-Yards	0-0	1-5
PAT Kicks	2-2	6-6
2Pts Conversions	0-0	0-0
Field Goals	1-1	2-2
Points off Turnover	7	14



KANSAS MOVES TO 2-0 WITH 34-23 WIN AGAINST ILLINOIS

Sept. 8, 2023 | Lawrence, Kan. | David Booth Kansas Memorial Stadium | Attendance: 45,089

	1	2	3	4	Final
Illinois (1-1)	0	7	8	8	23
Kansas (2-0)	14	14	6	0	34

SCORING SUMMARY

TEAM	QTR	TIME	DRIVE	ILL	KU
KAN	1st	09:20	T.Locklin 4 yd pass from J.Daniels (S.Keller kick)	10-82, 04:21	0 7
KAN	1st	00:07	J.Casey 5 yd pass from J.Daniels (S.Keller kick)	13-85, 06:35	0 14
KAN	2nd	03:12	D.Neal 5 yd rush (S.Keller kick)	11-94, 06:41	0 21
ILL	2nd	00:41	T.Reiman 4 yd pass from L.Altmyer (C.Griffin kick)	7-75, 02:31	7 21
KAN	2nd	00:05	D.Hishaw 1 yd rush (S.Keller kick)	4-75, 00:36	7 28
KAN	3rd	13:14	S.Keller 41 yd FG	5-45, 01:37	7 31
KAN	3rd	03:46	S.Keller 30 yd FG	7-37, 03:14	7 34
ILL	3rd	01:35	L.Altmyer 72 yd rush (J.McCray rush)	5-75, 02:11	15 34
ILL	4th	08:08	L.Altmyer 6 yd rush (R.Love III pass from L.Altmyer)	11-80, 04:47	23 34

PASSING STATS

	COMP./ATT./INT.	YARDS	TD	LONG	SACK
Jalon Daniels	21-29-1	277	2	48	2
TOTAL	21-29-1	277	2	48	2

RUSHING STATS

	ATT.	YARDS	TD	LONG	AVG.
Devin Neal	10	120	1	43	12.0
Daniel Hishaw	12	98	1	28	8.2
Jalon Daniels	11	24	0	15	2.2
Dylan McDuffie	7	19	0	8	2.7
Quentin Skinner	1	2	0	2	2.0
Torry Locklin	1	1	0	1	1.0
TOTAL	44	262	2	43	6.0

RECEIVING STATS

	REC.	YARDS	YAC	TD	LONG
Lawrence Arnold	5	89	15	0	25
Devin Neal	4	47	57	0	23
Luke Grimm	3	69	15	0	48
Quentin Skinner	2	24	15	0	19
Douglas Emilien	2	15	4	0	9
Trevor Wilson	2	8	8	0	5
Mason Fairchild	1	16	4	0	16
Jared Casey	1	5	0	1	5
Torry Locklin	1	4	0	1	4
TOTAL	21	277	118	2	48

DEFENSIVE STATS

	TACKLES	SACKS-YDS	TFL-YDS	FF/FR	INT/YDS	BRUP	QBH
Kenny Logan Jr.	3-5-8	0.0-0	0.5-0	0/0	0-0	0	0
JB Brown	3-3-6	1.0-6	2.0-7	0/0	0-0	1	0
O.J. Burroughs	4-0-4	0.0-0	0.0-0	0/0	0-0	0	0
Marvin Grant	2-2-4	0.0-0	0.0-0	0/0	0-0	1	0
Ra'Mello Dotson	2-1-3	0.0-0	0.0-0	0/0	1-0	1	0
Craig Young	2-1-3	0.0-0	0.0-0	0/0	0-0	0	0

TEAM STATS

	ILL.	KU
FIRST DOWNS	19	27
Rushing	4	12
Passing	13	12
Penalty	2	3
NET YARDS RUSHING	139	262
Rushing Attempts	28	44
Average Per Rush	5.0	6.0
Rushing Touchdowns	2	2
Yards Gained Rushing	171	284
Yards Lost Rushing	32	22
NET YARDS PASSING	202	277
Completions-Attempts-Int	19-28-2	21-29-1
Average Per Attempt	7.2	9.6
Average Per Completion	10.6	13.2
Passing Touchdowns	1	2
TOTAL OFFENSE YARDS	341	539
Total offense plays	56	73
Average Gain Per Play	6.1	7.4
Fumbles: Number-Lost	0-0	2-1
Penalties: Number-Yards	6-58	4-34
PUNTS-YARDS	4-166	1-37
Average Yards Per Punt	41.5	37.0
Net Yards Per Punt	42	37
Inside 20	4	0
50+ Yards	0	0
Touchbacks	0	0
Fair catch	2	1
KICKOFF-YARDS	4-255	7-440
Average Yards Per Kickoff	63.8	62.9
Net Yards Per Kickoff	41	37.1
Touchbacks	2	6
Fair Catch Yards	0	0
Punt returns: Number-Yards-TD	0-0-0	1--2-0
Average Per Return	0.0	-2.0
Kickoff returns: Number-Yds-TD	1-30-0	2-41-0
Average Per Return	30.0	20.5
Interceptions: Number-Yds-TD	1-0-0	2-0-0
Fumble Returns: Number-Yds-TD	1-6-0	0-0-0
Miscellaneous Yards	0	0
Possession Time	23:21	29:58
1st Quarter	04:04	10:56
2nd Quarter	06:37	01:42
3rd Quarter	06:19	08:41
4th Quarter	06:21	08:39
Third-Down Conversions	4-10	9-13
Fourth-Down Conversions	1-2	0-1
Red-Zone Scores-Chances	2-2	4-4
Touchdowns	2-2	3-4
Field goals	0-2	1-4
Sacks By: Number-Yards	2-15	6-28
PAT Kicks	1-1	4-4
2Pts Conversions	2-2	0-0
Field Goals	0-0	2-2
Points off Turnover	8	3



JAYHAWKS IMPROVE TO 3-0 WITH 31-24 VICTORY AT NEVADA

Sept. 16, 2023 | Reno, Nev. | Mackay Stadium | Attendance: 16,890

	1	2	3	4	Final
Kansas (3-0)	7	3	14	7	31
Nevada (0-3)	0	10	7	7	24

SCORING SUMMARY

TEAM	QTR	TIME	DRIVE	KU	NEV
KAN	1st	09:46	D.Neal 3 yd rush (S.Keller kick)	7	0
NEV	2nd	14:49	B.Talton 42 yd FG	7	3
KAN	2nd	08:55	S.Keller 44 yd FG	10	3
NEV	2nd	00:25	S.Dollars 3 yd rush (B.Talton kick)	10	10
KAN	3rd	05:07	D.Hishaw 1 yd rush (S.Keller kick)	17	10
NEV	3rd	03:33	B.Lewis 6 yd rush (B.Talton kick)	17	17
KAN	3rd	03:00	D.Neal 1 yd rush (S.Keller kick)	24	17
NEV	4th	10:37	B.Lewis 2 yd rush (B.Talton kick)	24	24
KAN	4th	06:20	D.Neal 3 yd rush (S.Keller kick)	31	24

PASSING STATS

	COMP./ATT./INT.	YARDS	TD	LONG	SACK
Jalon Daniels	21-27-0	298	0	59	2
TOTAL	21-27-0	298	0	59	2

RUSHING STATS

	ATT.	YARDS	TD	LONG	AVG.
Devin Neal	17	89	3	16	5.2
Daniel Hishaw	9	48	1	11	5.3
Dylan McDuffie	5	13	0	6	2.6
Jason Bean	1	-2	0	0	-2.0
Jalon Daniels	7	-4	0	8	-0.6
TOTAL	40	143	4	16	3.6

RECEIVING STATS

	REC.	YARDS	YAC	TD	LONG
Mason Fairchild	5	74	31	0	29
Lawrence Arnold	5	46	11	0	17
Luke Grimm	4	55	25	0	21
Quentin Skinner	4	50	-1	0	24
Devin Neal	1	59	47	0	59
Tanaka Scott	1	8	9	0	8
Douglas Emilien	1	6	9	0	6
TOTAL	21	298	131	0	59

DEFENSIVE STATS

	TACKLES	SACKS-YDS	TFL-YDS	FF/FR	INT/YDS	BRUP	QBH
Kenny Logan Jr.	6-3-9	0.0-0	2.5-7	1/0	0-0	0	0
Craig Young	6-0-6	1.0-1	1.0-1	0/0	0-0	0	0
Ra'Mello Dotson	5-1-6	0.0-0	1.0-2	0/0	0-0	2	0
Rich Miller	4-2-6	0.0-0	1.5-5	0/0	0-0	0	2
Marvin Grant	1-3-4	0.0-0	1.0-1	1/0	0-0	0	0
JB Brown	2-1-3	0.0-0	1.0-11	1/0	0-0	0	0

TEAM STATS

	KU	NEV
FIRST DOWNS	24	14
Rushing	8	7
Passing	14	4
Penalty	2	3
NET YARDS RUSHING	143	150
Rushing Attempts	40	37
Average Per Rush	3.6	4.1
Rushing Touchdowns	4	3
Yards Gained Rushing	164	167
Yards Lost Rushing	21	17
NET YARDS PASSING	298	113
Completions-Attempts-Int	21-27-0	15-22-0
Average Per Attempt	11.0	5.1
Average Per Completion	14.2	7.5
Passing Touchdowns	0	0
TOTAL OFFENSE YARDS	441	263
Total offense plays	67	59
Average Gain Per Play	6.6	4.5
Fumbles: Number-Lost	2-1	5-0
Penalties: Number-Yards	7-53	3-30
PUNTS-YARDS	3-119	5-233
Average Yards Per Punt	39.7	46.6
Net Yards Per Punt	39.7	42.6
Inside 20	1	1
50+ Yards	0	1
Touchbacks	0	1
Fair catch	2	2
KICKOFF-YARDS	6-388	5-325
Average Yards Per Kickoff	64.7	65.0
Net Yards Per Kickoff	38.3	40
Touchbacks	5	5
Fair Catch Yards	0	0
Punt returns: Number-Yards-TD	0-0-0	0-0-0
Average Per Return	0.0	0.0
Kickoff returns: Number-Yds-TD	0-0-0	0-0-0
Average Per Return	0.0	0.0
Interceptions: Number-Yds-TD	0-0-0	0-0-0
Fumble Returns: Number-Yds-TD	0-0-0	0-0-0
Miscellaneous Yards	0	0
Possession Time	31:51	28:09
1st Quarter	07:56	07:04
2nd Quarter	07:51	07:09
3rd Quarter	07:44	07:16
4th Quarter	08:20	06:40
Third-Down Conversions	7-11	7-15
Fourth-Down Conversions	0-0	0-1
Red-Zone Scores-Chances	4-5	4-4
Touchdowns	4-5	3-4
Field goals	0-5	1-4
Sacks By: Number-Yards	2-8	2-14
PAT Kicks	4-4	3-3
2Pts Conversions	0-0	0-0
Field Goals	1-1	1-1
Points off Turnover	0	0



KANSAS OUTLASTS BYU IN BIG 12 OPENER, 38-27, TO ADVANCE TO 4-0

Sept. 23, 2023 | Lawrence, Kan. | David Booth Kansas Memorial Stadium | Attendance: 47,233

	1	2	3	4	Final
BYU (3-1, 0-1 Big 12)	7	10	3	7	27
Kansas (4-0, 1-0 Big 12)	14	0	14	10	38

SCORING SUMMARY

TEAM	QTR	TIME		DRIVE	BYU	KU
KAN	1st	10:38	C.Bryant 22 yd fumble return (S.Keller kick)	00:13	0	7
BYU	1st	05:48	D.Lassiter 7 yd pass from K.Slovic (W.Ferrin kick)	10-75, 04:50	7	7
KAN	1st	01:33	T.Kardell 15 yd pass from J.Daniels (S.Keller kick)	8-86, 04:10	7	14
BYU	2nd	11:00	L.Martin 10 yd pass from K.Slovic (W.Ferrin kick)	13-75, 05:25	14	14
BYU	2nd	00:13	W.Ferrin 33 yd FG	12-68, 04:07	17	14
KAN	3rd	14:38	K.Logan Jr. 30 yd interception return (S.Keller kick)	00:22	17	21
BYU	3rd	10:55	W.Ferrin 34 yd FG	8-58, 03:46	20	21
KAN	3rd	04:53	L.Grimm 5 yd pass from J.Daniels (S.Keller kick)	10-75, 06:05	20	28
KAN	4th	13:36	L.Grimm 13 yd pass from J.Daniels (S.Keller kick)	7-64, 03:38	20	35
BYU	4th	08:02	K.Marion 6 yd rush (W.Ferrin kick)	12-75, 05:34	27	35
KAN	4th	01:33	S.Keller 23 yd FG	12-69, 06:29	27	38

PASSING STATS

	COMP./ATT./INT.	YARDS	TD	LONG	SACK
Jalon Daniels	14-19-0	130	3	24	1
TOTAL	14-19-0	130	3	24	1

RUSHING STATS

	ATT.	YARDS	TD	LONG	AVG.
Devin Neal	17	91	0	21	5.4
Daniel Hishaw	8	60	0	24	7.5
Jalon Daniels	9	54	0	17	6.0
Dylan McDuffie	2	17	0	14	8.5
TOTAL	37	221	0	24	6.0

RECEIVING STATS

	REC.	YARDS	YAC	TD	LONG
Lawrence Arnold	4	34	8	0	17
Devin Neal	3	14	15	0	11
Jared Casey	2	27	13	0	24
Quentin Skinner	2	22	10	0	21
Luke Grimm	2	18	0	2	13
Trevor Kardell	1	15	0	1	15
TOTAL	14	130	46	3	24

DEFENSIVE STATS

	TACKLES	SACKS-YDS	TFL-YDS	FF/FR	INT/YDS	BRUP	QBH
Austin Booker	6-1-7	1.5-15	2.5-18	0/0	0-0	0	0
O.J. Burroughs	5-1-6	0.0-0	0.5-1	0/0	0-0	1	0
Kenny Logan Jr.	3-1-4	0.0-0	0.0-0	0/0	1-30	2	0
Rich Miller	1-3-4	0.0-0	0.0-0	0/0	0-0	0	0
Cobee Bryant	3-0-3	0.0-0	1.0-11	1/1-22	1-24	0	0
Cornell Wheeler	3-0-3	0.0-0	1.0-3	1/0	0-0	0	1
JB Brown	3-0-3	1.0-10	1.0-10	0/0	0-0	0	0
Jereme Robinson	1-2-3	0.5-1	1.0-2	0/0	0-0	1	0

TEAM STATS

	BYU	KU
FIRST DOWNS	23	23
Rushing	1	14
Passing	19	8
Penalty	3	1
NET YARDS RUSHING	9	221
Rushing Attempts	22	37
Average Per Rush	0.4	6.0
Rushing Touchdowns	1	0
Yards Gained Rushing	48	238
Yards Lost Rushing	39	17
NET YARDS PASSING	357	130
Completions-Attempts-Int	30-51-2	14-19-0
Average Per Attempt	7.0	6.8
Average Per Completion	11.9	9.3
Passing Touchdowns	2	3
TOTAL OFFENSE YARDS	366	351
Total offense plays	73	56
Average Gain Per Play	5.0	6.3
Fumbles: Number-Lost	2-1	0-0
Penalties: Number-Yards	3-30	7-70
PUNTS-YARDS	1-35	2-84
Average Yards Per Punt	35.0	42.0
Net Yards Per Punt	22	42
Inside 20	0	1
50+ Yards	0	0
Touchbacks	0	0
Fair catch	0	2
KICKOFF-YARDS	6-360	7-455
Average Yards Per Kickoff	60.0	65.0
Net Yards Per Kickoff	39.7	40
Touchbacks	3	6
Fair Catch Yards	0	0
Punt returns: Number-Yards-TD	0-0-0	1-13-0
Average Per Return	0.0	13.0
Kickoff returns: Number-Yds-TD	1-25-0	3-47-0
Average Per Return	25.0	15.7
Interceptions: Number-Yds-TD	0-0-0	2-54-1
Fumble Returns: Number-Yds-TD	0-0-0	1-22-1
Miscellaneous Yards	0	0
Possession Time	30:05	29:55
1st Quarter	06:36	08:24
2nd Quarter	10:18	04:42
3rd Quarter	06:44	08:16
4th Quarter	06:27	08:33
Third-Down Conversions	6-14	4-8
Fourth-Down Conversions	2-4	0-1
Red-Zone Scores-Chances	5-5	4-4
Touchdowns	3-5	3-4
Field goals	2-5	1-4
Sacks By: Number-Yards	1-12	3-26
PAT Kicks	3-3	5-5
2Pts Conversions	0-0	0-0
Field Goals	2-2	1-1
Points off Turnover	0	21



NO. 24 KANSAS DROPS TOP-25 SHOWDOWN TO NO. 3 TEXAS

Sept. 30, 2023 | Austin, Texas | Darrell K Royal-Texas Memorial Stadium | Attendance: 102,986

	1	2	3	4	Final
#24 Kansas (4-1, 1-1 Big 12)	0	7	7	0	14
#3 Texas (5-0, 2-0 Big 12)	10	3	13	14	40

SCORING SUMMARY

TEAM	QTR	TIME		DRIVE	KU	UT
TEX	1st	10:06	Q.Ewers 30 yd rush (B.Auburn kick)	7-88, 02:45	0	7
TEX	1st	01:52	B.Auburn 26 yd FG	14-76, 06:26	0	10
KAN	2nd	14:05	D.Hishaw 18 yd rush (S.Keller kick)	5-75, 02:47	7	10
TEX	2nd	11:15	B.Auburn 30 yd FG	5-63, 02:50	7	13
TEX	3rd	13:28	J.Brooks 54 yd rush (B.Auburn kick)	5-71, 01:31	7	20
KAN	3rd	11:36	T.Wilson 58 yd pass from J.Bean (S.Keller kick)	4-75, 01:52	14	20
TEX	3rd	02:33	J.Brooks 1 yd rush (Q.Ewers pass failed)	5-32, 01:52	14	26
TEX	4th	13:06	A.Mitchell 9 yd pass from Q.Ewers (B.Auburn kick)	8-72, 03:25	14	33
TEX	4th	05:34	Q.Ewers 1 yd rush (B.Auburn kick)	12-75, 05:51	14	40

PASSING STATS

	COMP.ATT./INT.	YARDS	TD	LONG	SACK
Jason Bean	9-21-0	136	1	58	0
TOTAL	9-21-0	136	1	58	0

RUSHING STATS

	ATT.	YARDS	TD	LONG	AVG.
Devin Neal	8	45	0	26	5.6
Daniel Hishaw	8	44	1	18	5.5
Jason Bean	7	42	0	27	6.0
TOTAL	25	124	1	27	5.0

RECEIVING STATS

	REC.	YARDS	YAC	TD	LONG
Mason Fairchild	2	30	19	0	18
Devin Neal	2	10	15	0	6
Trevor Wilson	1	58	19	1	58
Jared Casey	1	16	6	0	16
Douglas Emilien	1	15	0	0	15
Lawrence Arnold	1	5	0	0	5
Luke Grimm	1	2	0	0	2
TOTAL	9	136	59	1	58

DEFENSIVE STATS

	TACKLES	SACKS-YDS	TFL-YDS	FF/FR	INT/YDS	BRUP	QBH
O.J. Burroughs	9-4-13	0.0-0	1.0-2	0/0	0-0	0	0
JB Brown	5-4-9	0.0-0	0.0-0	0/0	0-0	0	1
Kenny Logan Jr.	6-2-8	0.0-0	1.0-4	0/0	0-0	0	0
Austin Booker	5-2-7	0.5-2	1.5-4	0/0	0-0	0	0
Craig Young	2-5-7	0.0-0	0.0-0	0/0	0-0	0	0
Ra'Mello Dotson	6-0-6	0.0-0	1.0-4	0/0	0-0	1	0
Cobee Bryant	5-0-5	0.0-0	0.0-0	0/0	0-0	0	0
Cornell Wheeler	1-4-5	0.0-0	0.0-0	0/0	1-6	0	0

TEAM STATS

	KU	UT
FIRST DOWNS	11	33
Rushing	4	14
Passing	6	19
Penalty	1	0
NET YARDS RUSHING	124	336
Rushing Attempts	25	51
Average Per Rush	5.0	6.6
Rushing Touchdowns	1	4
Yards Gained Rushing	142	362
Yards Lost Rushing	18	26
NET YARDS PASSING	136	325
Completions-Attempts-Int	9-21-0	25-35-1
Average Per Attempt	6.5	9.3
Average Per Completion	15.1	13.0
Passing Touchdowns	1	1
TOTAL OFFENSE YARDS	260	661
Total offense plays	46	86
Average Gain Per Play	5.7	7.7
Fumbles: Number-Lost	3-1	0-0
Penalties: Number-Yards	3-20	4-34
PUNTS-YARDS	6-272	0-0
Average Yards Per Punt	45.3	0.0
Net Yards Per Punt	45.3	0
Inside 20	3	0
50+ Yards	1	0
Touchbacks	0	0
Fair catch	2	0
KICKOFF-YARDS	3-166	8-517
Average Yards Per Kickoff	55.3	64.6
Net Yards Per Kickoff	38.7	41.9
Touchbacks	2	6
Fair Catch Yards	0	0
Punt returns: Number-Yards-TD	0-0-0	0-0-0
Average Per Return	0.0	0.0
Kickoff returns: Number-Yds-TD	2-32-0	1-0-0
Average Per Return	16.0	0.0
Interceptions: Number-Yds-TD	1-6-0	0-0-0
Fumble Returns: Number-Yds-TD	0-0-0	0-0-0
Miscellaneous Yards	0	0
Possession Time	18:27	39:41
1st Quarter	03:57	09:11
2nd Quarter	04:49	10:11
3rd Quarter	05:00	10:00
4th Quarter	04:41	10:19
Third-Down Conversions	0-8	9-15
Fourth-Down Conversions	0-2	2-2
Red-Zone Scores-Chances	0-0	5-5
Touchdowns	0-0	3-5
Field goals	0-0	2-5
Sacks By: Number-Yards	2-5	0-0
PAT Kicks	2-2	4-4
2Pts Conversions	0-0	0-1
Field Goals	0-0	2-4
Points off Turnover	0	6



KANSAS HANDLES UCF 51-22 FOR FIFTH WIN OF THE SEASON

Oct. 7, 2023 | Lawrence, Kan. | David Booth Kansas Memorial Stadium | Attendance: 46,107

	1	2	3	4	Final
UCF (3-3, 0-3 Big 12)	0	0	8	14	22
Kansas (5-1, 2-1 Big 12)	3	21	13	14	51

SCORING SUMMARY

TEAM	QTR	TIME	DRIVE	UCF	KU
KAN	1st	03:42	S.Keller 25 yd FG	13-82, 07:03	0 3
KAN	2nd	13:43	L.Arnold 5 yd pass from J.Bean (S.Keller kick)	9-69, 04:22	0 10
KAN	2nd	06:31	D.Hishaw 3 yd rush (S.Keller kick)	12-72, 06:13	0 17
KAN	2nd	03:26	T.Wilson 82 yd punt return (S.Keller kick)	03:05	0 24
KAN	3rd	14:48	D.Neal 75 yd rush (S.Keller kick)	1-75, 00:12	0 31
UCF	3rd	13:01	A.Holler 13 yd pass from T.McClain (pass failed)	4-75, 01:47	6 31
KAN	3rd	07:02	D.McDuffie 1 yd rush (rush failed)	10-75, 05:59	6 37
UCF	3rd	07:02	D.Henderson PAT return	8	37
UCF	4th	13:55	R.Harvey 4 yd rush (C.Boomer kick)	17-75, 08:07	15 37
KAN	4th	11:47	D.Hishaw 7 yd rush (S.Keller kick)	4-54, 02:02	15 44
UCF	4th	10:09	R.Pittman Jr. 23 yd pass from T.McClain (C.Boomer kick)	5-75, 01:39	22 44
KAN	4th	00:53	D.McDuffie 1 yd rush (O.Piepergerdes kick)	7-35, 03:20	22 51

PASSING STATS

	COMP./ATT./INT.	YARDS	TD	LONG	SACK
Jason Bean	8-12-0	91	1	22	1
TOTAL	8-12-0	91	1	22	1

RUSHING STATS

	ATT.	YARDS	TD	LONG	AVG.
Devin Neal	12	154	1	75	12.8
Daniel Hishaw	19	134	2	29	7.1
Dylan McDuffie	13	91	2	36	7.0
Jason Bean	6	10	0	17	1.7
TOTAL	51	399	5	75	7.8

RECEIVING STATS

	REC.	YARDS	YAC	TD	LONG
Mason Fairchild	3	19	10	0	12
Luke Grimm	2	41	0	0	22
Devin Neal	1	14	15	0	14
Trevor Kardell	1	12	3	0	12
Lawrence Arnold	1	5	2	1	5
TOTAL	8	91	30	1	22

DEFENSIVE STATS

	TACKLES	SACKS-YDS	TFL-YDS	FF/FR	INT/YDS	BRUP	QBH
Taiwan Berryhill	7-1-8	1.0-8	1.5-9	0/0	0-0	0	0
Cobee Bryant	7-0-7	0.0-0	0.0-0	0/0	0-0	0	0
Kenny Logan Jr.	6-1-7	0.0-0	0.0-0	0/0	0-0	0	0
Rich Miller	3-2-5	0.0-0	0.5-0	0/0	0-0	0	0
Austin Booker	4-0-4	1.0-12	2.0-14	1/0	0-0	0	0
Marvin Grant	3-0-3	0.0-0	0.0-0	0/0	0-0	0	0
Ra'Mello Dotson	3-0-3	0.0-0	0.0-0	0/0	0-0	0	0
Craig Young	2-1-3	0.0-0	0.0-0	0/0	0-0	1	0

TEAM STATS

	UCF	KU
FIRST DOWNS	21	25
Rushing	13	17
Passing	8	7
Penalty	0	1
NET YARDS RUSHING	202	399
Rushing Attempts	38	51
Average Per Rush	5.3	7.8
Rushing Touchdowns	1	5
Yards Gained Rushing	244	425
Yards Lost Rushing	42	26
NET YARDS PASSING	169	91
Completions-Attempts-Int	15-23-0	8-12-0
Average Per Attempt	7.3	7.6
Average Per Completion	11.3	11.4
Passing Touchdowns	2	1
TOTAL OFFENSE YARDS	371	490
Total offense plays	61	63
Average Gain Per Play	6.1	7.8
Fumbles: Number-Lost	1-1	0-0
Penalties: Number-Yards	5-40	2-20
PUNTS-YARDS	4-148	1-39
Average Yards Per Punt	37.0	39.0
Net Yards Per Punt	16.5	39
Inside 20	1	1
50+ Yards	0	0
Touchbacks	0	0
Fair catch	3	1
KICKOFF-YARDS	3-192	9-585
Average Yards Per Kickoff	64.0	65.0
Net Yards Per Kickoff	33	40
Touchbacks	2	9
Fair Catch Yards	0	0
Punt returns: Number-Yards-TD	0-0-0	1-82-1
Average Per Return	0.0	82.0
Kickoff returns: Number-Yds-TD	0-0-0	1-43-0
Average Per Return	0.0	43.0
Interceptions: Number-Yds-TD	0-0-0	0-0-0
Fumble Returns: Number-Yds-TD	0-0-0	1-6-0
Miscellaneous Yards	0	0
Possession Time	25:35	34:25
1st Quarter	04:52	10:08
2nd Quarter	06:26	08:34
3rd Quarter	08:49	06:11
4th Quarter	05:28	09:32
Third-Down Conversions	7-12	6-9
Fourth-Down Conversions	0-1	0-0
Red-Zone Scores-Chances	2-2	6-7
Touchdowns	2-2	5-7
Field goals	0-2	1-7
Sacks By: Number-Yards	1-12	4-39
PAT Kicks	2-2	6-6
2Pts Conversions	0-1	0-1
Field Goals	0-0	1-2
Points off Turnover	2	0



NO. 23 KANSAS EDGED BY OKLAHOMA STATE 39-32

Oct. 14, 2023 | Stillwater, Okla. | Boone Pickens Stadium | Attendance: 53,855

	1	2	3	4	Final
#23 Kansas (5-2, 2-2 Big 12)	7	18	7	0	32
Oklahoma State (4-2, 2-1 Big 12)	17	7	3	12	39

SCORING SUMMARY

TEAM	QTR	TIME	DRIVE	KU	OSU
OSU	1st	13:11	Gordon 17 yd pass from Bowman (Hale kick)	0	7
OSU	1st	07:25	Presley 20 yd pass from Bowman (Hale kick)	0	14
KAN	1st	05:14	Wilson 47 yd pass from Bean (Keller kick)	7	14
OSU	1st	02:10	Hale 28 yd FG	7	17
KAN	2nd	12:42	Fairchild 30 yd pass from Bean (kick blocked)	13	17
KAN	2nd	10:41	Fairchild 44 yd pass from Bean (rush failed)	19	17
OSU	2nd	02:52	Gordon 42 yd rush (Hale kick)	19	24
KAN	2nd	01:06	Skinner 49 yd pass from Bean (pass failed)	25	24
KAN	3rd	11:13	Skinner 42 yd pass from Bean (Piepergerdes kick)	32	24
OSU	3rd	05:28	Hale 26 yd FG	32	27
OSU	4th	11:32	Hale 21 yd FG	32	30
OSU	4th	02:33	Presley 6 yd rush (pass failed)	32	36
OSU	4th	00:15	A.Hale 42 yd FG	32	39

PASSING STATS

	COMP./ATT./INT.	YARDS	TD	LONG	SACK
Jason Bean	23-34-2	410	5	49	4
TOTAL	23-34-2	410	5	49	4

RUSHING STATS

	ATT.	YARDS	TD	LONG	AVG.
Devin Neal	13	66	0	23	5.1
Daniel Hishaw	8	24	0	11	3.0
Jason Bean	8	2	0	21	0.2
TOTAL	29	90	0	23	3.1

RECEIVING STATS

	REC.	YARDS	YAC	TD	LONG
Mason Fairchild	5	95	55	2	44
Lawrence Arnold	5	68	25	0	28
Trevor Wilson	4	86	18	1	47
Devin Neal	3	15	19	0	9
Quentin Skinner	2	91	30	2	49
Luke Grimm	2	26	16	0	13
TOTAL	34	23	410	177	5

DEFENSIVE STATS

	TACKLES	SACKS-YDS	TFL-YDS	FF/FR	INT/YDS	BRUP	QBH
JB Brown	7-2-9	0.0-0	0.0-0	0/0	0-0	0	0
Austin Booker	5-4-9	0.0-0	0.0-0	0/0	0-0	0	0
Ra'Mello Dotson	5-2-7	0.0-0	0.0-0	0/0	0-0	1	0
Kenny Logan Jr.	3-4-7	0.0-0	1.5-3	0/0	0-0	1	0
O.J. Burroughs	5-0-5	0.0-0	0.0-0	0/0	0-0	0	0
Rich Miller	3-2-5	0.0-0	0.0-0	0/0	0-0	0	0
Craig Young	4-0-4	0.0-0	0.0-0	0/0	0-0	0	0
Cornell Wheeler	4-0-4	1.0-2	1.0-2	0/0	0-0	0	0

TEAM STATS

	KU	OSU
FIRST DOWNS	19	27
Rushing	4	11
Passing	15	16
Penalty	0	0
NET YARDS RUSHING	90	218
Rushing Attempts	29	38
Average Per Rush	3.1	5.7
Rushing Touchdowns	0	2
Yards Gained Rushing	128	226
Yards Lost Rushing	38	8
NET YARDS PASSING	410	336
Completions-Attempts-Int	23-34-2	28-41-0
Average Per Attempt	12.1	8.2
Average Per Completion	17.8	12.0
Passing Touchdowns	5	2
TOTAL OFFENSE YARDS	500	554
Total offense plays	63	79
Average Gain Per Play	7.9	7.0
Fumbles: Number-Lost	2-0	1-0
Penalties: Number-Yards	3-22	3-12
PUNTS-YARDS	3-122	4-148
Average Yards Per Punt	40.7	37.0
Net Yards Per Punt	25.3	37
Inside 20	1	2
50+ Yards	0	0
Touchbacks	0	0
Fair catch	1	2
KICKOFF-YARDS	6-358	9-569
Average Yards Per Kickoff	59.7	63.2
Net Yards Per Kickoff	41.2	40.1
Touchbacks	2	6
Fair Catch Yards	0	0
Punt returns: Number-Yards-TD	0-0-0	1-0-0
Average Per Return	0.0	0.0
Kickoff returns: Number-Yds-TD	3-58-0	4-61-0
Average Per Return	19.3	15.2
Interceptions: Number-Yds-TD	0-0-0	2-25-0
Fumble Returns: Number-Yds-TD	0-0-0	0-0-0
Miscellaneous Yards	8	0
Possession Time	28:29	31:31
1st Quarter	07:07	07:53
2nd Quarter	08:35	06:25
3rd Quarter	07:51	07:09
4th Quarter	04:56	10:04
Third-Down Conversions	7-13	6-15
Fourth-Down Conversions	0-2	0-0
Red-Zone Scores-Chances	0-1	6-6
Touchdowns	0-1	3-6
Field goals	0-1	3-6
Sacks By: Number-Yards	1-2	4-27
PAT Kicks	2-3	3-3
2Pts Conversions	0-2	0-1
Field Goals	0-0	4-5
Points off Turnover	0	3



KANSAS KNOCKS OFF NO. 6 OKLAHOMA 38-33 TO BECOME BOWL ELIGIBLE

Oct. 28, 2023 | Lawrence, Kan. | David Booth Kansas Memorial Stadium | Attendance: 47,233

	1	2	3	4	Final
#6 Oklahoma (7-1, 4-1 Big 12)	0	21	6	6	33
Kansas (6-2, 3-2 Big 12)	7	10	9	12	38

SCORING SUMMARY

TEAM	QTR	TIME	DRIVE	OU	KU
KAN	1st	09:25	R.Dotson 37 yd interception return (S.Keller kick)	00:28	0
KAN	2nd	14:06	D.Hishaw 9 yd rush (S.Keller kick)	10-79, 05:20	0
OU	2nd	10:15	D.Gabriel 7 yd rush (Z.Schmit kick)	10-75, 03:54	7
OU	2nd	06:05	T.Walker 2 yd rush (Z.Schmit kick)	9-66, 03:11	14
OU	2nd	04:23	D.Gabriel 9 yd rush (Z.Schmit kick)	4-17, 01:38	21
KAN	2nd	00:50	S.Keller 24 yd FG	12-79, 03:26	21
KAN	3rd	04:01	S.Keller 29 yd FG	5-45, 02:45	21
KAN	3rd	03:03	J.Bean 38 yd rush (pass failed)	1-38, 00:08	21
OU	3rd	00:35	G.Sawchuk 3 yd rush (pass failed)	7-75, 02:28	27
KAN	4th	12:25	D.Hishaw 1 yd rush (pass failed)	7-65, 03:03	27
OU	4th	05:22	D.Gabriel 1 yd rush (pass failed)	4-14, 01:23	33
KAN	4th	00:55	D.Neal 9 yd rush (rush failed)	7-80, 01:10	33

PASSING STATS

	COMP./ATT./INT.	YARDS	TD	LONG	SACK
Jason Bean	15-32-2	218	0	39	0
TOTAL	15-32-2	218	0	39	0

RUSHING STATS

	ATT.	YARDS	TD	LONG	AVG.
Devin Neal	25	112	1	21	4.5
Jason Bean	4	62	1	38	15.5
Daniel Hishaw	12	51	2	12	4.2
TOTAL	41	225	4	38	5.5

RECEIVING STATS

	REC.	YARDS	YAC	TD	LONG
Lawrence Arnold	3	79	27	0	37
Mason Fairchild	3	62	9	0	39
Quentin Skinner	2	32	4	0	24
Luke Grimm	2	19	2	0	10
Devin Neal	2	12	9	0	11
TOTAL	15	218	60	0	39

DEFENSIVE STATS

	TACKLES	SACKS-YDS	TFL-YDS	FF/FR	INT/YDS	BRUP	QBH
Kenny Logan Jr.	6-4-10	0.0-0	0.0-0	0/0	0-0	0	0
Marvin Grant	7-1-8	0.0-0	0.0-0	0/0	0-0	0	0
Taiwan Berryhill	6-1-7	0.0-0	0.0-0	0/0	0-0	0	0
O.J. Burroughs	6-1-7	0.0-0	0.0-0	0/0	0-0	0	0
Austin Booker	4-2-6	1.0-1	1.0-1	0/0	0-0	0	0
Cornell Wheeler	4-1-5	0.0-0	2.0-2	0/1	0-0	0	0
JB Brown	4-1-5	0.0-0	0.0-0	1/1	0-0	0	0
Jereme Robinson	3-0-3	0.0-0	1.0-1	0/0	0-0	0	1

TEAM STATS

	OU	KU
FIRST DOWNS	19	25
Rushing	10	10
Passing	7	11
Penalty	2	4
NET YARDS RUSHING	269	225
Rushing Attempts	55	41
Average Per Rush	4.9	5.5
Rushing Touchdowns	5	4
Yards Gained Rushing	274	230
Yards Lost Rushing	5	5
NET YARDS PASSING	171	218
Completions-Attempts-Int	14-19-1	15-32-2
Average Per Attempt	9.0	6.8
Average Per Completion	12.2	14.5
Passing Touchdowns	0	0
TOTAL OFFENSE YARDS	440	443
Total offense plays	74	73
Average Gain Per Play	5.9	6.1
Fumbles: Number-Lost	2-2	1-1
Penalties: Number-Yards	11-101	5-55
PUNTS-YARDS	4-152	2-86
Average Yards Per Punt	38.0	43.0
Net Yards Per Punt	33	43
Inside 20	2	0
50+ Yards	0	0
Touchbacks	1	0
Fair catch	1	1
KICKOFF-YARDS	6-345	8-472
Average Yards Per Kickoff	57.5	59.0
Net Yards Per Kickoff	40.2	40.4
Touchbacks	0	4
Fair Catch Yards	0	24
Punt returns: Number-Yards-TD	0-0-0	0-0-0
Average Per Return	0.0	0.0
Kickoff returns: Number-Yds-TD	3-25-0	6-114-0
Average Per Return	8.3	19.0
Interceptions: Number-Yds-TD	2-23-0	1-37-1
Fumble Returns: Number-Yds-TD	0-0-0	0-0-0
Miscellaneous Yards	0	0
Possession Time	28:50	31:10
1st Quarter	05:27	09:33
2nd Quarter	09:30	05:30
3rd Quarter	08:39	06:21
4th Quarter	05:14	09:46
Third-Down Conversions	2-10	4-14
Fourth-Down Conversions	1-2	2-3
Red-Zone Scores-Chances	5-6	5-6
Touchdowns	5-6	3-6
Field goals	0-6	2-6
Sacks By: Number-Yards	0-0	1-1
PAT Kicks	3-3	2-2
2Pts Conversions	0-2	0-3
Field Goals	0-0	2-3
Points off Turnover	13	13



NO. 22 JAYHAWKS MOVE TO 7-2 WITH ROAD VICTORY AT IOWA STATE

Nov. 4, 2023 | Ames, Iowa | Jack Trice Stadium | Attendance: 61,500

	1	2	3	4	Final
#22 Kansas (7-2, 4-2 Big 12)	7	7	7	7	28
Iowa State (5-4, 4-2 Big 12)	0	3	8	10	21

SCORING SUMMARY

TEAM	QTR	TIME	DRIVE	KU	ISU
KAN	1st	08:40	Neal 6 yd rush (Keller kick)	9-87, 04:32	7 0
KAN	2nd	10:21	Dotson 50 yd interception return (Keller kick)	00:52	14 0
ISU	2nd	00:03	Contreraz 35 yd FG	7-50, 00:35	14 3
KAN	3rd	09:24	Neal 1 yd rush (Piepergerdes kick)	11-75, 05:36	21 3
ISU	3rd	03:26	Sanders 6 yd rush (Sanders rush)	9-75, 05:58	21 11
ISU	4th	08:09	Becht 2 yd rush (Contreraz kick)	12-90, 06:59	21 18
KAN	4th	07:51	Arnold 80 yd pass from Bean (Piepergerdes kick)	1-80, 00:12	28 18
ISU	4th	04:53	Contreraz 29 yd FG	7-64, 02:58	28 21

PASSING STATS

	COMP./ATT./INT.	YARDS	TD	LONG	SACK
Jason Bean	14-23-0	287	1	80	0
TOTAL	14-23-0	287	1	80	0

RUSHING STATS

	ATT.	YARDS	TD	LONG	AVG.
Devin Neal	21	57	2	9	2.7
Daniel Hishaw	9	29	0	9	3.2
Jason Bean	3	1	0	1	0.3
TOTALS:	35	74	2	9	2.1

RECEIVING STATS

	REC.	YARDS	YAC	TD	LONG
Lawrence Arnold	3	112	52	1	80
Quentin Skinner	3	84	24	0	31
Luke Grimm	3	32	2	0	17
Devin Neal	2	4	14	0	3
Tanaka Scott	1	21	5	0	21
Douglas Emilien	1	21	0	0	21
Jared Casey	1	13	1	0	13
Total	14	287	98	1	80

DEFENSIVE STATS

	TACKLES	SACKS-YDS	TFL-YDS	FF/FR	INT/YDS	BRUP	QBH
Rich Miller	5-3-8	1.0-7	1.0-7	0/0	0-0	0	0
Kwinton Lassiter	5-3-8	0.0-0	0.0-0	0/0	0-0	0	0
Kenny Logan Jr.	3-3-6	0.0-0	0.0-0	0/0	0-0	0	0
Jayson Gilliom	4-1-5	0.0-0	0.0-0	0/0	0-0	0	0
Craig Young	1-3-4	0.5-3	2.0-6	0/0	0-0	1	0
Hayden Hatcher	0-4-4	0.0-0	0.0-0	0/0	0-0	0	0
Jereme Robinson	3-0-3	0.0-0	0.0-0	0/0	0-0	1	0
O.J. Burroughs	2-1-3	0.0-0	0.0-0	0/0	0-0	0	0

TEAM STATS

	KU	ISU
FIRST DOWNS	16	16
Rushing	2	4
Passing	11	10
Penalty	3	2
NET YARDS RUSHING	74	75
Rushing Attempts	35	29
Average Per Rush	2.1	2.6
Rushing Touchdowns	2	2
Yards Gained Rushing	91	100
Yards Lost Rushing	17	25
NET YARDS PASSING	287	258
Completions-Attempts-Int	14-23-0	21-27-1
Average Per Attempt	12.5	9.6
Average Per Completion	20.5	12.3
Passing Touchdowns	1	0
TOTAL OFFENSE YARDS	361	333
Total offense plays	58	56
Average Gain Per Play	6.2	5.9
Fumbles: Number-Lost	0-0	0-0
Penalties: Number-Yards	8-80	7-65
PUNTS-YARDS	3-116	4-170
Average Yards Per Punt	38.7	42.5
Net Yards Per Punt	38.7	34.2
Inside 20	1	2
50+ Yards	0	1
Touchbacks	0	1
Fair catch	3	0
KICKOFF-YARDS	5-286	5-304
Average Yards Per Kickoff	57.2	60.8
Net Yards Per Kickoff	34.2	40
Touchbacks	2	3
Fair Catch Yards	13	0
Punt returns: Number-Yards-TD	1-13-0	0-0-0
Average Per Return	13.0	0.0
Kickoff returns: Number-Yds-TD	2-29-0	1-52-0
Average Per Return	14.5	52.0
Interceptions: Number-Yds-TD	1-50-1	0-0-0
Fumble Returns: Number-Yds-TD	0-0-0	0-0-0
Miscellaneous Yards	0	0
Possession Time	30:27	29:33
1st Quarter	09:19	05:41
2nd Quarter	07:03	07:57
3rd Quarter	08:54	06:06
4th Quarter	05:11	09:49
Third-Down Conversions	6-13	6-12
Fourth-Down Conversions	1-1	0-1
Red-Zone Scores-Chances	2-2	4-4
Touchdowns	2-2	2-4
Field goals	0-2	2-4
Sacks By: Number-Yards	2-13	0-0
PAT Kicks	4-4	1-1
2Pts Conversions	0-0	1-1
Field Goals	0-2	2-2
Points off Turnover	7	0



LATE FIELD GOAL LIFTS TEXAS TECH PAST NO. 19 KANSAS 16-13

Nov. 11, 2023 | Lawrence, Kan. | David Booth Kansas Memorial Stadium | Attendance: 47,233

	1	2	3	4	Final
Texas Tech (5-5, 4-3 Big 12)	10	0	3	3	16
#19 Kansas (7-3, 4-3 Big 12)	0	0	0	13	13

SCORING SUMMARY

TEAM	QTR	TIME		DRIVE	TTU	KU
Tech	1st	10:18	Brooks 5 yd rush (Garcia kick)	7-50, 02:54	7	0
Tech	1st	03:24	Garcia 32 yd FG	15-42, 05:22	10	0
Tech	3rd	02:56	Garcia 31 yd FG	8-22, 03:42	13	0
KAN	4th	12:12	Neal 60 yd rush (Keller kick)	4-70, 01:42	13	7
KAN	4th	04:42	Keller 24 yd FG	11-71, 04:57	13	10
KAN	4th	00:25	Keller 22 yd FG	14-77, 01:55	13	13
TECH	4th	00:00	Garcia 30 yd FG	4-63, 00:26	16	13

PASSING STATS

	COMP./ATT./INT.	YARDS	TD	LONG	SACK
Cole Ballard	9-20-1	124	0	31	3
Jason Bean	1-4-0	13	0	13	0
TOTALS	10-25-1	137	0	31	3

RUSHING STATS

	ATT.	YARDS	TD	LONG	AVG.
Devin Neal	19	137	1	60	7.2
Daniel Hishaw	13	35	0	8	2.7
Cole Ballard	10	20	0	15	2.0
TOTALS	45	207	1	60	4.6

RECEIVING STATS

	REC.	YARDS	YAC	TD	LONG
Lawrence Arnold	2	44	14	0	31
Quentin Skinner	2	32	6	0	17
Mason Fairchild	2	20	4	0	12
Devin Neal	2	12	20	0	10
Torry Locklin	1	25	11	0	25
TOTALS	10	137	56	0	31

DEFENSIVE STATS

	TACKLES	SACKS-YDS	TFL-YDS	FF/FR	INT/YDS	BRUP	QBH
Kenny Logan Jr.	9-0-9	0.0-0	0.0-0	0/0	0-0	1	0
Ra'Mello Dotson	8-0-8	1.0-7	1.0-7	0/0	0-0	0	0
Rich Miller	7-1-8	1.0-5	1.0-5	0/0	0-0	0	0
Marvin Grant	6-0-6	0.0-0	1.0-2	0/0	0-0	0	0
Taiwan Berryhill	4-1-5	0.0-0	0.0-0	0/0	0-0	0	0
Austin Booker	4-0-4	1.0-12	1.0-12	1/0	0-0	0	0
Cobee Bryant	3-0-3	0.0-0	0.0-0	0/0	0-0	0	0
O.J. Burroughs	2-1-3	0.0-0	0.0-0	0/0	1-0	2	0

TEAM STATS

	TTU	KU
FIRST DOWNS	21	18
Rushing	12	10
Passing	7	6
Penalty	2	2
NET YARDS RUSHING	136	207
Rushing Attempts	44	45
Average Per Rush	3.1	4.6
Rushing Touchdowns	1	1
Yards Gained Rushing	160	242
Yards Lost Rushing	24	35
NET YARDS PASSING	176	137
Completions-Attempts-Int	19-25-1	10-25-1
Average Per Attempt	7.0	5.5
Average Per Completion	9.3	13.7
Passing Touchdowns	0	0
TOTAL OFFENSE YARDS	312	344
Total offense plays	69	70
Average Gain Per Play	4.5	4.9
Fumbles: Number-Lost	1-0	0-0
Penalties: Number-Yards	4-45	4-31
PUNTS-YARDS	5-232	4-132
Average Yards Per Punt	46.4	33.0
Net Yards Per Punt	42.4	33
Inside 20	2	0
50+ Yards	2	0
Touchbacks	1	0
Fair catch	3	2
KICKOFF-YARDS	5-308	4-216
Average Yards Per Kickoff	61.6	54.0
Net Yards Per Kickoff	40	40
Touchbacks	4	2
Fair Catch Yards	8	6
Punt returns: Number-Yards-TD	0-0-0	0-0-0
Average Per Return	0.0	0.0
Kickoff returns: Number-Yds-TD	0-0-0	0-0-0
Average Per Return	0.0	0.0
Interceptions: Number-Yds-TD	1-0-0	1-0-0
Fumble Returns: Number-Yds-TD	0-0-0	0-0-0
Miscellaneous Yards	0	0
Possession Time	31:23	28:37
1st Quarter	08:16	06:44
2nd Quarter	05:17	09:43
3rd Quarter	11:24	03:36
4th Quarter	06:26	08:34
Third-Down Conversions	4-14	7-15
Fourth-Down Conversions	2-2	0-2
Red-Zone Scores-Chances	4-4	2-3
Touchdowns	1-4	0-3
Field goals	3-4	2-3
Sacks By: Number-Yards	3-27	3-24
PAT Kicks	1-1	1-1
2Pts Conversions	0-0	0-0
Field Goals	3-4	2-2
Points off Turnover	3	0

RESULTS

DATE	OPPONENT	SCORE	RESULT	ATTENDANCE
Sept. 1	Missouri St.	W	48-17	41091
Sept. 8	Illinois	W	34-23	45809
Sept. 16	at Nevada	W	31-24	16890
Sept. 23	BYU*%	W	38-27	47233
Sept. 30	at Texas*	L	14-40	102986
Oct. 7	UCF*	W	51-22	46107
Oct. 14	at Oklahoma State*	L	32-39	53855
Oct. 28	Oklahoma*%	W	38-33	47233
Nov. 4	at Iowa State*%	W	28-21	61500
Nov. 11	Texas Tech*%	L	13-16	47233

*Big 12 Conference Game, % Sellout

TEAM STATISTICS

	KU	OPP.
SCORING	327	262
POINTS PER GAME	32.7	26.2
POINTS OFF TURNOVERS	58	40
FIRST DOWNS	215	203
RUSHING	93	79
PASSING	103	109
PENALTY	19	15
RUSHING YARDAGE	1990	1608
YARDS GAINED RUSHING	2202	1848
YARDS LOST RUSHING	212	240
RUSHING ATTEMPTS	385	369
AVERAGE PER RUSH	5.2	4.4
AVERAGE PER GAME	199.0	160.8
TDS RUSHING	23	22
PASSING YARDAGE	2260	2250
COMP-ATT-INT	157-250-6	200-292-10
AVERAGE PER PASS	9.0	7.7
AVERAGE PER CATCH	14.4	11.3
AVERAGE PER GAME	226.0	225.0
TDS PASSING	15	9
TOTAL OFFENSE	4250	3858
TOTAL PLAYS	635	661
AVERAGE PER PLAY	6.7	5.8
AVERAGE PER GAME	425.0	385.8
KICK RETURNS: #-YARDS	21-425	11-211
PUNT RETURNS: #-YARDS	4-106	1-0
INT RETURNS: #-YARDS	10-159	6-48
KICK RETURN AVERAGE	20.2	19.2
PUNT RETURN AVERAGE	26.5	0.0
INT RETURN AVERAGE	15.9	8.0
FUMBLES-LOST	11-5	13-4
PENALTIES-YARDS	46-420	52-465
AVERAGE PER GAME	42.0	46.5
PUNTS-YARDS	25-1007	37-1522
AVERAGE PER PUNT	40.3	41.1
NET PUNT AVERAGE	38.4	36.1
KICKOFFS-YARDS	64-3951	55-3406
AVERAGE PER KICK	61.7	61.9
NET KICK AVERAGE	39.3	39.7
TIME OF POSSESSION / GAME	30:22	29:26
3RD-DOWN CONVERSION	56/115	52/126
3RD-DOWN PCT	49%	41%
4RD-DOWN CONVERSION	4/14	9/16
4RD-DOWN PCT	29%	56%
SACKS BY-YARDS	24-144	13-107
MISC YARDS	0	0
TOUCHDOWNS SCORED	43	31
FIELD GOALS - ATTEMPTS	11-15	15-19
ON-SIDE KICKS	0-0	0-1
RED-ZONE SCORES	(34-39) 87%	(40-41) 98%
RED-ZONE TOUCHDOWNS	(25-39) 64%	(26-41) 63%
PAT-ATTEMPTS	(36-37) 97%	(23-23) 100%
2-POINT CONVERSION-ATTEMPTS	(0-6) 0%	(3-9) 33%
ATTENDANCE	273986	235231
GAMES / AVG PER GAME	6/45664	4/58808

SCORE BY QUARTER

	1Q	2Q	3Q	4Q	OT	Total
Kansas	66	90	87	84	0	327
Opponents	51	64	59	88	0	262

RUSHING

	GP	ATT	GAIN	LOSS	NET	AVG	TD	LONG	AVG/G
Devin Neal	10	155	981	16	965	6.2	10	75	96.5
Daniel Hishaw	10	102	584	32	552	5.4	8	29	55.2
Dylan McDuffie	10	33	184	4	180	5.5	3	36	18.0
Jason Bean	10	37	231	62	169	4.6	1	38	16.9
Jalon Daniels	3	27	121	47	74	2.7	0	17	24.7
Sevion Morrison	2	8	41	0	41	5.1	1	9	20.5
Cole Ballard	4	10	47	27	20	2.0	0	15	5.0
Lawrence Arnold	10	1	10	0	10	10.0	0	10	1.0
Quentin Skinner	10	1	2	0	2	2.0	0	2	0.2
Torry Locklin	10	1	1	0	1	1.0	0	1	0.1
Luke Grimm	10	1	0	6	-6	-6.0	0	0	-0.6
Team	10	9	0	18	-18	-2.0	0	0	-1.8
Total	10	385	2202	212	1990	5.2	23	75	199.0
Opponents	10	369	1848	240	1608	4.4	22	72	160.8

PASSING

	G	EFFIC	CMP-ATT-INT	PCT	YDS	TD	LNG	AVG/G
Jason Bean	10	154.0	92-154-4	59.7	1431	10	80	143.1
Jalon Daniels	3	173.0	56-75-1	74.7	705	5	59	235.0
Cole Ballard	4	87.1	9-20-1	45.0	124	0	31	31.0
Devin Neal	10	0.0	0-1-0	0.0	0	0	0	0.0
Total	10	153.7	157-250-6	62.8	2260	15	80	226.0
Opponents	10	136.5	200-292-10	68.5	2250	9	53	225.0

RECEIVING

	G	NO	YDS	AVG	TD	LONG	AVG/G
Lawrence Arnold	10	33	559	16.9	2	80	55.9
Mason Fairchild	10	23	337	14.7	2	44	33.7
Luke Grimm	10	23	295	12.8	3	48	29.5
Devin Neal	10	23	212	9.2	1	59	21.2
Quentin Skinner	10	21	412	19.6	2	49	41.2
Trevor Wilson	9	10	172	17.2	2	58	19.1
Jared Casey	10	6	70	11.7	1	24	7.0
Douglas Emilien	10	6	61	10.2	0	21	6.1
Trevor Kardell	9	5	69	13.8	1	20	7.7
Torry Locklin	10	3	33	11.0	1	25	3.3
Tanaka Scott	8	3	31	10.3	0	21	3.9
Daniel Hishaw	10	1	9	9.0	0	9	0.9

TOTAL OFFENSE

	G	PLAYS	RUSH	PASS	TOTAL	AVG/G
Jason Bean	10	191	169	1431	1600	160.0
Devin Neal	10	156	965	0	965	96.5
Jalon Daniels	3	102	74	705	779	259.7
Daniel Hishaw	10	102	552	0	552	55.2
Dylan McDuffie	10	33	180	0	180	18.0
Cole Ballard	4	30	20	124	144	36.0
Sevion Morrison	2	8	41	0	41	20.5
Lawrence Arnold	10	1	10	0	10	1.0
Quentin Skinner	10	1	2	0	2	0.2
Torry Locklin	10	1	1	0	1	0.1
Luke Grimm	10	1	-6	0	-6	-0.6
Team	10	0	-18	0	-18	-1.8
Total	10	635	1990	2260	4250	425.0
Opponents	10	661	1608	2250	3858	385.8

SCORING

	TD	FGs	----- PATS -----				DXP	SAF	PTS
			KICK	RUSH	RCV	PASS			
Devin Neal	11	-	-	-	-	-	-	-	66
Seth Keller	-	11-14	31-32	-	-	-	-	-	64
Daniel Hishaw	8	-	-	-	-	-	-	-	48
Dylan McDuffie	3	-	-	-	-	-	-	-	18
Luke Grimm	3	-	-	-	-	-	-	-	18
Trevor Wilson	3	-	-	-	-	-	-	-	18
Mason Fairchild	2	-	-	-	-	-	-	-	12
Lawrence Arnold	2	-	-	-	-	-	-	-	12
Ra'Mello Dotson	2	-	-	-	-	-	-	-	12
Quentin Skinner	2	-	-	-	-	-	-	-	12
Kenny Logan Jr.	1	-	-	-	-	-	-	-	6
Torry Locklin	1	-	-	-	-	-	-	-	6
Jared Casey	1	-	-	-	-	-	-	-	6
Trevor Kardell	1	-	-	-	-	-	-	-	6
Sevion Morrison	1	-	-	-	-	-	-	-	6
Cobee Bryant	1	-	-	-	-	-	-	-	6
Jason Bean	1	-	-	-	-	-	-	-	6
Owen Piepergerdes	-	0-1	5-5	-	-	-	-	-	5
Total	43	11-15	36-37	0	0	0	0	0	327
Opponents	31	15-19	23-23	2	1	1	1	0	262

KICK RETURNS

	NO	YDS	AVG	TD	LONG
Trevor Wilson	14	273	19.5	0	34
Kenny Logan Jr.	5	128	25.6	0	43
Torry Locklin	1	12	12.0	0	12
Jared Casey	1	12	12.0	0	12
Total	21	425	20.2	0	43
Opponents	11	211	19.2	0	52

PUNT RETURNS

	NO	YDS	AVG	TD	LONG
Trevor Wilson	2	80	40.0	1	82
Torry Locklin	1	13	13.0	0	13
Luke Grimm	1	13	13.0	0	13
Total	4	106	26.5	1	82
Opponents	1	0	0.0	0	0

FUMBLE RETURNS

	NO	YDS	AVG	TD	LONG
Cobee Bryant	1	22	22.0	1	22
DJ Withers	1	6	6.0	0	6
JB Brown	1	0	0.0	0	0
Cornell Wheeler	1	0	0.0	0	0
Total	4	28	7.0	1	22
Opponents	5	6	1.2	0	6

INTERCEPTIONS

	NO	YDS	AVG	TD	LONG
Ra'Mello Dotson	3	87	29.0	2	50
Cobee Bryant	2	33	16.5	0	24
Kwinton Lassiter	2	3	1.5	0	3
Kenny Logan Jr.	1	30	30.0	1	30
O.J. Burroughs	1	0	0.0	0	0
Cornell Wheeler	1	6	6.0	0	6
Total	10	159	15.9	3	50
Opponents	6	48	8.0	0	20

FIELD GOAL SEQUENCE

	KANSAS	OPPONENTS
Illinois	(41),(30)	
Missouri St.	(28),(35)	(37)
Nevada	(44)	(42)
BYU	(23)	(33),(34)
UCF	(25),32	
Oklahoma	(24),(29),42	
Iowa St.	41,50	(35),(29)
Texas		(26),(30),50,47
Oklahoma St.		(28),(26),(21),43,(42)
Texas Tech	(24),(22)	(32),(31),48,(30)
Numbers in (parentheses) indicate field goal was made.		

FIELD GOALS

	FGM-FGA	PCT	1-19	20-29	30-39	40-49	50-99	LG	BLK
Seth Keller	11-14	78.6	0-0	7-7	2-3	2-4	0-0	44	0
Owen Piepergerdes	0-1	0.0	0-0	0-0	0-0	0-0	0-1	0	0
Opponents	15-19	78.9	0-0	5-5	8-8	2-5	0-1	42	0

PUNTING

	NO.	YDS	AVG	LONG	TB	FC	I20	50+	BLK
Damon Greaves	24	961	40.0	53	0	15	7	1	0
Team	1	46	46.0	0	0	0	0	0	1
Total	25	1007	40.3	53	0	15	7	1	1
Opponents	37	1522	41.1	62	4	17	15	5	0

KICKOFFS

	NO.	YDS	AVG	TB	OB	RETN	NET	YDLN
Tabor Allen	63	3886	61.7	45	1	--	--	--
Seth Keller	1	65	65.0	1	0	--	--	--
Total	64	3951	61.7	46	1	11	39.3	25
Opponents	55	3406	61.9	32	0	21	39.7	25

ALL-PURPOSE

	G	RUSH	REC	PR	KOR	IR	TOT	AVG/G
Devin Neal	10	965	212	0	0	0	1177	117.7
Lawrence Arnold	10	10	559	0	0	0	569	56.9
Daniel Hishaw	10	552	9	0	0	0	561	56.1
Trevor Wilson	9	0	172	80	273	0	525	58.3
Quentin Skinner	10	2	412	0	0	0	414	41.4
Mason Fairchild	10	0	337	0	0	0	337	33.7
Luke Grimm	10	-6	295	13	0	0	302	30.2
Dylan McDuffie	10	180	0	0	0	0	180	18.0
Jason Bean	10	169	0	0	0	0	169	16.9
Kenny Logan Jr.	10	0	0	0	128	30	158	15.8
Ra'Mello Dotson	10	0	0	0	0	87	87	8.7
Jared Casey	10	0	70	0	12	0	82	8.2
Jalon Daniels	3	74	0	0	0	0	74	24.7
Trevor Kardell	9	0	69	0	0	0	69	7.7
Douglas Emilien	10	0	61	0	0	0	61	6.1
Torry Locklin	10	1	33	13	12	0	59	5.9
Sevion Morrison	2	41	0	0	0	0	41	20.5
Cobee Bryant	10	0	0	0	0	33	33	3.3
Tanaka Scott	8	0	31	0	0	0	31	3.9
Cole Ballard	4	20	0	0	0	0	20	5.0
Cornell Wheeler	9	0	0	0	0	6	6	0.7
Kwinton Lassiter	10	0	0	0	0	3	3	0.3
Team	10	-18	0	0	0	0	-18	-1.8
Total	10	1990	2260	106	425	159	4940	494.0
Opponents	10	1608	2250	0	211	48	4117	411.7

DEFENSE

	TACKLES				TFL/YDS	SACKS NO-YARDS	PASS DEF			FUMBLES		BLOCKED	
	GP	SOLO	A	TOTAL			INT-YDS	BRUP	QBH	RCV-YDS	FF	KICK	SAF
1 Kenny Logan Jr.	10	46	24	70	6-15	.	1-30	4	.	.	1	.	.
30 Rich Miller	10	36	15	51	4-17	2-12	.	.	2
5 O.J. Burroughs	10	36	8	44	1.5-3	.	1-0	4
28 JB Brown	10	29	14	43	6-34	2-16	.	2	1	1-0	2	.	.
9 Austin Booker	10	31	11	42	10-62	7-55	2	.	.
3 Ra'Mello Dotson	10	33	7	40	3-13	1-7	3-87	8
4 Marvin Grant	10	26	12	38	4-5	.	.	1	.	.	1	.	.
15 Craig Young	10	22	11	33	3-7	1.5-4	.	3
6 Taiwan Berryhill	8	22	7	29	2-9	1-8	.	.	1
2 Cobee Bryant	10	25	1	26	4-18	.	2-33	2	.	1-22	1	.	.
44 Cornell Wheeler	9	17	6	23	4-7	1-2	1-6	.	1	1-0	1	.	.
90 Jereme Robinson	10	20	2	22	6-18	4.5-16	.	6	6
37 Hayden Hatcher	9	6	15	21	3-5	0.5-1	.	.	2
8 Kwinton Lassiter	10	11	7	18	0.5-2	.	2-3	1	.	.	1	.	.
10 Jayson Gilliom	10	10	5	15	1-6	1-6
7 Gage Keys	10	9	5	14	2
36 Patrick Joyner Jr.	10	9	3	12	2.5-15	2-14
92 Tommy Dunn Jr.	9	7	4	11	1.5-8	1	.	.
18 Kalon Gervin	10	8	2	10	.	.	.	3
40 Devin Phillips	9	7	1	8
52 DJ Withers	10	4	2	6	1.5-2	.	.	.	1	1-6	.	.	.
53 Caleb Taylor	10	2	3	5	1.5-5	0.5-3	.	1
13 Dylan Brooks	5	2	2	4	1-4
46 Davion Westmoreland	7	2	2	4
12 Torry Locklin	10	2	1	3
45 Dean Miller	10	3	.	3
97 Kenean Caldwell	10	2	1	3
20 Donovan Gaines	10	.	2	2
67 Dominick Puni	8	1	.	1
3 Tanaka Scott	8	1	.	1
0 Quentin Skinner	10	1	.	1
89 Mason Fairchild	10	1	.	1
25 Dylan McDuffie	10	1	.	1	1	.	.
96 Cole Petrus	9	1	.	1
45 Trevor Kardell	9	1	.	1
54 Michael Ford Jr.	9	1	.	1
7 Trevor Wilson	9	.	1	1
14 Jalen Dye	10	1	1
Totals	10	435	174	609	66-255	24-144	10-159	36	17	4-28	11	0	0
Opponents	10	407	156	563	43-199	13-107	6-48	29	17	5-6	8	2	0

GAME-BY-GAME STATISTICS

GAME	FINAL SCORE BY QUARTER				FIRST DOWNS				RUSHING			PASSING			TOTAL OFFENSE		PUNTING	FUMBLES	PENALTY	THIRD	TOTAL	
	SCORE	1	2	3	4	RU	PAPN	TOT	ATT	YDS	TD	C-A-I	YDS	TD	ATT	YDS	NO-YDS	NO-LOST	NO-YDS	DOWNS	TOP	
Missouri St.	17	7	3	0	7	3	6	1	10	27	96	1	14-21-2	143	1	48	217	6-238	1-0	6-50	1-9	26:13
Kansas	49	7	10	10	21	12	13	2	27	38	245	4	22-28-0	259	0	66	521	0-0	1-1	3-35	6-11	33:47
Illinois	23	0	7	8	8	4	13	2	19	28	139	2	19-28	202	1	56	341	4-166	0-0	6-58	4-10	23:21
Kansas	34	14	14	6	0	12	12	3	27	44	262	2	21-29	277	2	73	539	1-37	2-1	4-34	9-13	36:39
Kansas	31	7	3	14	7	8	14	2	24	40	143	4	21-27-0	298	0	67	441	3-119	2-1	7-53	7-11	31:51
Nevada	24	0	10	7	7	7	4	3	14	37	150	3	15-22-0	113	0	59	263	5-233	5-0	3-30	7-15	28:09
BYU	27	7	10	3	7	1	19	3	23	22	9	1	30-51-2	357	2	73	366	1-35	2-1	3-30	6-14	30:05
Kansas	38	14	0	14	10	14	8	1	23	37	221	0	14-19-0	130	2	56	351	2-84	0-0	7-70	4-8	29:55
Kansas	14	10	3	13	14	4	6	1	11	25	124	1	9-21-0	136	1	46	260	6-272	3-1	3-20	0-8	18:27
Texas	40	10	3	13	14	14	19	0	33	51	336	4	25-35-1	325	1	86	661	0-0	0-0	4-34	9-15	39:41
UCF	22	0	0	8	14	13	8	0	21	38	202	1	15-23-0	169	2	61	371	4-148	1-1	5-40	7-12	25:35
Kansas	51	3	21	13	14	17	7	1	25	51	399	5	8-12-0	91	1	63	490	1-39	0-0	2-20	6-9	34:25
Kansas	32	7	18	7	0	4	15	0	19	29	90	0	23-34-2	410	5	63	500	3-122	2-0	3-22	7-13	28:29
Oklahoma St.	39	17	7	3	12	11	16	0	27	38	218	2	28-41-0	336	2	79	554	4-148	1-0	3-12	6-15	31:31
Oklahoma	33	0	21	6	6	10	7	2	19	55	269	5	14-19-1	171	0	74	440	4-152	2-2	11-101	2-10	28:50
Kansas	38	7	10	9	12	10	11	4	25	41	225	4	15-32-2	218	0	73	443	2-86	1-1	5-55	4-14	31:10
Kansas	28	7	7	7	7	2	11	3	16	35	74	2	14-23-0	287	1	58	361	3-116	0-0	8-80	6-13	30:27
Iowa State	21	0	3	8	10	4	10	2	16	29	75	2	21-27-1	258	0	56	333	4-170	0-0	7-65	6-12	29:33
Texas Tech	16	10	0	3	3	12	7	2	21	44	136	1	19-25-1	176	0	69	312	5-232	1-0	4-45	4-14	31:23
Kansas	13	0	0	0	13	10	6	2	18	45	207	1	10-25-1	137	0	70	344	4-132	0-0	4-31	7-15	28:37

GAME-BY-GAME OFFENSIVE STARTERS

	WR/TE	LT	LG	C	RG	RT	TE	TE/WR/RB	WR	QB	RB
Missouri St.	Grimm	Puni	Ford	Novitsky	Baynes	Cabeldue	Fairchild	Casey	Arnold	Bean	Neal
Illinois	Skinner	Puni	Adams-Reed	Novitsky	Ford	Cabeldue	Fairchild	Wilson	Arnold	Daniels	Bean
Nevada	Kardell	Puni	Adams-Reed	Novitsky	Ford	Cabeldue	Fairchild	Casey	Arnold	Daniels	Neal
BYU	Skinner	Puni	Adams-Reed	Novitsky	Ford	Cabeldue	Fairchild	Grimm	Arnold	Daniels	Neal
Texas	Skinner	Puni	Adams-Reed	Novitsky	Baynes	Cabeldue	Casey	Hishaw	Arnold	Bean	Neal
UCF	Grimm	Puni	Adams-Reed	Novitsky	Ford	Cabeldue	Casey	Hishaw	Arnold	Bean	Neal
Oklahoma St.	Grimm	Puni	Adams-Reed	Novitsky	Ford	Cabeldue	Fairchild	Casey	Arnold	Bean	Neal
Oklahoma	Scott	Puni	Adams-Reed	Novitsky	Ford	Cabeldue	Fairchild	Hishaw	Arnold	Bean	Neal
Iowa State	Scott	Puni	Adams-Reed	Novitsky	Ford	Cabeldue	Fairchild	Hishaw	Locklin	Bean	Neal
Texas Tech	Scott	Puni	Adams-Reed	Novitsky	Ford	Cabeldue	Grimm	Skinner	Arnold	Bean	Neal

GAME-BY-GAME DEFENSIVE STARTERS

	DE	DT	DT	DE	LB	LB	LB	CB	S	S	CB
Missouri St.	Hatcher	Phillips	Withers	Robinson	Berryhill	Miller	Young	Bryant	Logan Jr.	Grant	Dotson
Illinois	Hatcher	Phillips	Dunn Jr.	Robinson	Brown	Miller	Young	Bryant	Logan Jr.	Grant	Dotson
Nevada	Joyner Jr.	Phillips	Withers	Robinson	Brown	Miller	Young	Lassiter	Logan Jr.	Grant	Dotson
BYU	Hatcher	Phillips	Withers	Robinson	Brown	Miller	Young	Bryant	Logan Jr.	Grant	Dotson
Texas	Hatcher	Phillips	Withers	Robinson	Brown	Miller	Young	Bryant	Logan Jr.	Grant	Dotson
UCF	Hatcher	Phillips	Withers	Robinson	Brown	Miller	Young	Bryant	Logan Jr.	Grant	Dotson
Oklahoma St.	Joyner Jr.	Phillips	Withers	Robinson	Brown	Miller	Young	Bryant	Logan Jr.	Grant	Dotson
Oklahoma	Booker	Phillips	Withers	Robinson	Brown	Miller	Young	Bryant	Logan Jr.	Grant	Dotson
Iowa State	Hatcher	Keys	Withers	Robinson	Brown	Miller	Young	Bryant	Logan Jr.	Grant	Dotson
Texas Tech	Hatcher	Keys	Withers	Robinson	Berryhill	Miller	Young	Bryant	Logan Jr.	Grant	Dotson

GAME-BY-GAME LEADERS

	PASSING	RUSHING	RECEIVING	TACKLES	SACKS
Missouri St.	Jason Bean (22-28, 276 yds, 2 TD)	Devin Neal (13 att, 94 yds, TD)	Lawrence Arnold (4 rec, 77 yds)	Miller (6-1-7)/Hatcher (2-5-7)	Jereme Robinson (1.0-5)
Illinois	Jalon Daniels (21-29, 277 yds, 2 TD)	Devin Neal (10 att, 120 yds, TD)	Lawrence Arnold (5 rec, 89 yds)	Kenny Logan Jr. (3-5-8)	Booker (2.0-13)/Robinson(2.0-8)
Nevada	Jalon Daniels (21-27, 298 yds, OTD)	Devin Neal (17 att, 89 yds, 3 TD)	Mason Fairchild (5 rec, 74 yds)	Kenny Logan Jr. (6-3-9)	Dunn Jr. (1.0-7)/Young (1.0-1)
BYU	Jalon Daniels (14-19, 130 yds, 3TD)	Devin Neal (17 att, 91 yds)	Lawrence Arnold (4 rec, 34 yds)	Austin Booker (6-1-7)	Austin Booker (1.5-15)
Texas	Jason Bean (9-21, 136 yds, 1 TD)	Devin Neal (8 att, 45 yds)	Mason Fairchild (3 rec, 30 yds)	OJ Burroughs (9-4-13)	Jereme Robinson (1.0-2)
UCF	Jason Bean (8-12, 91 yds, 1 TD)	Devin Neal (12 att, 154 yds, 1 TD)	Mason Fairchild (3 rec, 19 yds)	Taiwan Berryhill (7-1-8)	Berryhill/Booker/Gilliom/Joyner
Oklahoma St.	Jason Bean (23-34, 410 yds, 5 TD)	Devin Neal (13 att, 66 yds)	Mason Fairchild (5 rec, 95 yds, 2 TD)	Brown (7-2-9)/Booker (5-4--9)	Cornell Wheeler (1.0-2)
Oklahoma	Jason Bean (13-32, 218 yds)	Devin Neal (25 att, 112 yds, 1 TD)	Lawrence Arnold (3 rec, 79 yds)	Kenny Logan Jr. (6-4-10)	Austin Booker (1.0-1)
Iowa State	Jason Bean (14-23, 287 yds, 1 TD)	Devin Neal (21 att, 57 yds, 2 TD)	Lawrence Arnold (3 rec, 112 yds, 1 TD)	Miller (5-3-8)/Lassiter (5-3-8)	Rich Miller (1.0-7)
Texas Tech	Cole Ballard (9-20, 124 yds)	Devin Neal (19 att, 137 yds, 1 TD)	Lawrence Arnold (2 rec, 44 yds)	Kenny Logan Jr. (9-0-9)	Dotson(1-7)/Miller (1-5)/Booker (1-12)

GAME-BY-GAME PASSING

#6 JALON DANIELS	COMP	ATT	INT	PCT	YARDS	TD	LONG	SACK	YDS	EFFIC.
Illinois	21	29	1	72.4	277	2	48	2	15	168.5
Nevada	21	27	0	77.8	298	0	59	2	14	170.49
BYU	14	19	0	73.7	130	3	24	1	12	183.3
TOTALS	56	75	1	74.7	705	5	59	5	41	173.0

#9 JASON BEAN	COMP	ATT	INT	PCT	YARDS	TD	LONG	SACK	YDS	EFFIC.
Missouri State	22	28	0	78.6	276	2	52	0	0	184.9
Texas	9	21	0	42.9	136	1	58	0	0	112.97
UCF	8	12	0	66.7	91	1	22	1	12	157.87
Oklahoma St.	23	34	2	67.6	410	5	49	4	27	205.7
Oklahoma	15	32	2	46.9	218	0	39	0	0	91.6
Iowa State	14	23	0	60.8	287	1	80	0	0	180.03
Texas Tech	1	4	0	25.0	13	0	13	0	0	52.3
TOTALS	92	154	4	59.7	1431	10	80	5	39	154.0

#15 COLE BALLARD	COMP	ATT	INT	PCT	YARDS	TD	LONG	SACK	YDS	EFFIC.
Texas Tech	9	20	1	45.0	124	0	31	3	27	87.1
TOTALS	9	20	1	45.0	124	0	31	3	27	87.1

GAME-BY-GAME RUSHING

	NO/YDS/TD	MSU	ILL	NEV	BYU	UT	UCF	OSU	OU	ISU	TTU	KSU	CIN
Devin Neal	155-965/10	13-94/1	10-120/1	17-89/3	17-91/0	8-45/0	12-154/1	13-66/0	25-112/1	21-57/2	19-137/1		
Daniel Hishaw	102-552/8	4-29/1	12-98/1	9-48/1	8-60/0	8-44/1	19-134/2	8-24/0	12-51/2	9-29/0	13-35/0		
Jason Bean	37-169/1	5-41/0	-	1--2/0	-	7-42/0	6-10/0	8-0/0	4-62/1	3-1/0	3-15/0		
Dylan McDuffie	33-180/3	6-40/1	7-19/0	5-13/0	2-17/0	-	13-91/2	-	-	-	-		
Jalon Daniels	27-74/0	DNP	11-24/0	7--4/0	9-54/0	DNP	DNP	DNP	DNP	DNP	DNP		
Cole Ballard	10-20/0	-	DNP	DNP	DNP	DNP	DNP	-	DNP	-	10-20/0		
Sevion Morrison	8-41/1	8-41/1	DNP	DNP	DNP	DNP	DNP	DNP	DNP	DNP	-		
Lawrence Arnold	1-10/0	-	-	-	-	-	1-10/0	-	-	-	-		
Quentin Skinner	1-2/0	-	1-2/0	-	-	-	-	-	-	-	-		
Torry Locklin	1-1/0	-	1-1/0	-	-	-	-	-	-	-	-		
Luke Grimm	1--6/0	-	-	-	-	1--6/0	-	-	-	-	-		

GAME-BY-GAME RECEIVING

	NO/YDS/TD	MSU	ILL	NEV	BYU	UT	UCF	OSU	OU	ISU	TTU	KSU	CIN
Lawrence Arnold	33-559/2	4-77/0	5-89/0	5-46/0	4-34/0	1-5/0	1-5/1	5-68/0	3-79/0	3-112/1	2-44/0		
Mason Fairchild	23-337/2	2-21/0	1-16/0	5-74/0	-	2-30/0	3-19/0	5-95/2	3-62/0	-	2-20/0		
Luke Grimm	23-295/3	4-33/1	3-69/0	4-55/0	2-18/2	1-2/0	2-41/0	2-26/0	2-19/0	3-32/0	-		
Devin Neal	23-212/1	3-25/1	4-47/0	1-59/0	3-14/0	2-10/0	1-14/0	3-15/0	2-12/0	2-4/0	2-12/0		
Quentin Skinner	21-412/2	4-77/0	2-24/0	4-50/0	2-22/0	-	-	2-91/2	2-32/0	3-84/0	2-32/0		
Trevor Wilson	10-172/2	2-17/0	2-8/0	-	-	1-58/1	-	4-86/1	1-3/0	DNP	-		
Jared Casey	6-70/1	-	1-5/1	-	2-27/0	1-16/0	-	1-9/0	-	1-13/0	-		
Douglas Emilien	6-61/0	-	2-15/0	1-6/0	-	1-15/0	-	-	-	1-21/0	1-4/0		
Trevor Kardell	5-69/1	2-22/0	-	-	1-15/1	-	1-12/0	1-20/0	-	-	DNP		
Torry Locklin	3-33/1	1-4/0	1-4/1	-	-	-	-	-	-	-	1-25/0		
Tanaka Scott	3-31/0	DNP	DNP	1-8/0	-	-	-	-	1-2/0	1-21/0	-		
Daniel Hishaw	1-9/0	-	-	-	-	-	-	-	1-9/0	-	-		

GAME-BY-GAME TACKLES

	UA-A	TOT	MSU	ILL	NEV	BYU	UT	UCF	OSU	OU	ISU	TTU	KSU	CIN
Kenny Logan Jr.	46-24	70	1-1	3-5	6-3	3-1	6-2	6-1	3-4	6-4	3-3	9-0		
Rich Miller	36-15	51	6-1	2-0	4-2	1-3	3-0	3-2	3-2	2-1	5-3	7-1		
O.J. Burroughs	36-8	44	-	4-0	1-0	5-1	9-4	2-0	5-0	6-1	2-1	2-1		
JB Brown	29-14	43	2-2	3-3	2-1	3-0	5-4	-	7-2	4-1	1-1	2-0		
Austin Booker	31-11	42	-	2-1	1-0	6-1	5-2	4-0	5-4	4-2	0-1	4-0		
Ra'Mello Dotson	33-7	40	2-0	2-1	5-1	1-0	6-0	3-0	5-2	0-1	1-2	8-0		
Marvin Grant	26-12	38	3-1	2-2	1-3	0-1	2-1	3-0	2-2	7-1	0-1	6-0		
Craig Young	22-11	33	-	2-1	6-0	2-0	2-5	2-1	4-0	2-0	1-3	1-1		
Taiwan Berryhill	22-7	29	2-1	DNP	1-2	DNP	1-1	7-1	-	6-1	1-0	4-1		
Cobee Bryant	25-1	26	2-0	2-1	-	3-0	5-0	7-0	1-0	-	2-0	3-0		
Cornell Wheeler	17-6	23	DNP	-	2-1	3-0	1-4	2-0	4-0	4-1	-	1-0		
Jereme Robinson	20-2	22	1-0	2-0	2-0	1-2	3-0	2-0	1-0	3-0	3-0	2-0		
Hayden Hatcher	6-15	21	2-5	0-3	DNP	2-0	0-1	0-1	-	0-1	0-4	2-0		
Kwinton Lassiter	11-7	18	1-1	-	-	2-0	1-0	-	2-0	0-3	5-3	-		
Jayson Gilliom	10-5	15	1-0	1-0	0-1	2-0	0-1	2-0	0-1	0-1	4-1	-		
Gage Keys	9-5	14	0-2	-	1-0	1-0	1-1	-	3-0	1-2	1-0	1-0		
Patrick Joyner Jr.	9-3	12	-	2-0	1-1	-	1-0	2-0	1-1	2-1	-	-		
Tommy Dunn Jr.	7-4	11	0-1	-	1-0	2-0	0-1	-	0-1	2-0	DNP	2-1		
Kalon Gervin	8-2	10	2-0	-	-	1-1	-	-	2-0	-	1-0	2-1		
Devin Phillips	7-1	8	-	1-0	-	1-0	3-0	-	1-0	1-1	-	DNP		
DJ Withers	4-2	6	-	1-0	-	-	0-1	-	-	1-0	0-1	2-0		
Caleb Taylor	2-3	5	-	-	-	-	-	-	1-1	-	1-2	-		
Dylan Brooks	2-2	4	1-0	DNP	1-1	DNP	0-1	-	-	DNP	DNP	DNP		
Davion Westmoreland	2-2	4	1-0	DNP	0-1	1-0	0-1	-	-	DNP	DNP	-		
Dean Miller	3-0	3	1-0	-	1-0	-	-	-	1-0	-	-	-		
Torry Locklin	2-1	3	-	0-1	-	1-0	-	-	1-0	-	-	-		
Kenean Caldwell	2-1	3	1-0	-	1-1	-	-	-	-	-	-	-		
Donovan Gaines	0-2	2	0-1	0-1	-	-	-	-	-	-	-	-		
Quentin Skinner	1-0	1	-	-	-	-	-	-	1-0	-	-	-		
Tanaka Scott	1-0	1	DNP	DNP	-	-	-	-	1-0	-	-	-		
Dylan McDuffie	1-0	1	-	-	-	-	-	-	1-0	-	-	-		
Trevor Kardell	1-0	1	-	-	-	-	-	-	-	1-0	-	DNP		
Michael Ford Jr.	1-0	1	-	1-0	-	-	-	-	-	DNP	-	-		
Dominick Puni	1-0	1	-	-	-	DNP	-	-	-	1-0	-	DNP		
Mason Fairchild	1-0	1	-	-	-	-	-	-	1-0	-	-	-		
Cole Petrus	1-0	1	-	-	-	-	-	-	1-0	DNP	-	-		
Trevor Wilson	0-1	1	-	0-1	-	-	-	-	-	-	DNP	-		

GAME-BY-GAME TACKLES-FOR-LOSS

	UA-A	TOT	MSU	ILL	NEV	BYU	UT	UCF	OSU	OU	ISU	TTU	KSU	CIN
Austin Booker	9-2	10.0	-	2.0-13	-	2.5-18	1.5-4	2.0-14	-	1.0-1	-	1.0-12		
JB Brown	6-0	6.0	1.0-4	2.0-7	1.0-11	1.0-10	-	DNP	-	-	1.0-2	-		
Jereme Robinson	5-2	6.0	1.0-5	2.0-8	-	1.0-2	1.0-2	-	-	1.0-1	-	-		
Kenny Logan Jr.	4-4	6.0	0.5-1	0.5-0	2.5-7	-	1.0-2	-	1.5-3	-	-	-		
Cobee Bryant	4-0	4.0	1.0-5	-	-	1.0-11	-	-	-	-	2.0-2	-		
Marvin Grant	4-0	4.0	2.0-2	-	1.0-1	-	-	-	-	-	-	1.0-2		
Cornell Wheeler	4-0	4.0	DNP	-	-	1.0-3	-	-	1.0-2	2.0-2	-	-		
Rich Miller	3-2	4.0	-	-	1.5-5	-	-	0.5-0	-	-	1.0-7	1.0-5		
Ra'Mello Dotson	3-0	3.0	-	-	1.0-2	-	1.0-4	-	-	-	-	1.0-7		
Craig Young	2-2	3.0	DNP	-	1.0-1	-	-	-	-	-	2.0-6	-		
Hayden Hatcher	1-4	3.0	2.0-3	0.5-1	DNP	-	0.5-1	-	-	-	-	-		
Patrick Joyner Jr.	2-1	2.5	-	1.0-1	-	-	-	1.0-13	0.5-1	-	-	-		
Taiwan Berryhill	1-2	2.0	0.5-0	DNP	-	DNP	-	1.5-9	-	-	-	-		
O.J. Burroughs	1-1	1.5	-	-	-	0.5-1	1.0-2	-	-	-	-	-		
DJ Withers	1-1	1.5	DNP	1.0-2	-	-	-	-	-	-	0.5-0	-		
Caleb Taylor	1-1	1.5	-	-	-	-	-	-	1.0-2	-	0.5-3	-		
Tommy Dunn Jr.	1-1	1.5	0.5-1	DNP	1.0-7	-	-	-	-	-	-	-		
Jayson Gilliom	1-0	1.0	-	-	-	-	-	1.0-6	-	-	-	-		
Dylan Brooks	1-0	1.0	-	DNP	1.0-4	DNP	-	-	-	DNP	-	DNP		
Kwinton Lassiter	0-1	0.5	0.5-2	-	-	-	-	-	-	-	-	-		

GAME-BY-GAME SACKS

	UA-A	TOT	MSU	ILL	NEV	BYU	UT	UCF	OSU	OU	ISU	TTU	KSU	CIN
Austin Booker	5-2	6.0	-	2-13	-	1.5-15	0.5-2	1-12	-	1-1	-	1-12		
Jereme Robinson	4-1	4.5	1-5	2-8	-	0.5-1	1-2	-	-	-	-	-		
JB Brown	2-0	2	-	1-6	-	1-10	-	DNP	-	-	-	-		
Rich Miller	1-0	1	-	-	-	-	-	-	-	-	1-7	1-5		
Patrick Joyner Jr.	2-0	2	-	1-1	-	-	-	1-13	-	-	-	-		
Craig Young	1-1	1.5	DNP	-	1-1	-	-	-	-	-	0.5-3	-		
Ra'Mello Dotson	1-0	1	-	-	-	-	-	-	-	-	1-7	-		
Taiwan Berryhill	1-0	1	-	DNP	-	DNP	-	1-8	-	-	-	-		
Jayson Gilliom	1-0	1	-	-	-	-	-	1-6	-	-	-	-		
Cornell Wheeler	1-0	1	DNP	-	-	-	-	-	1-2	-	-	-		
Hayden Hatcher	0-1	0.5	-	-	DNP	-	0.5-1	-	-	-	-	-		
Caleb Taylor	0-1	0.5	-	-	-	-	-	-	-	-	0.5-3	-		

DRIVE SUPERLATIVES

	KANSAS	OPPONENT
Most Plays/Result	18, Texas Tech (Downs)	17, vs. UCF (TD) / UCF (TD)
Most Yards/Result	95, Missouri State (TD)	90, Iowa State (TD)
Most Time/Result	8:43, Texas Tech (Downs)	7:23, Nevada (TD)

SCORING DRIVE ANALYSIS

	KANSAS		OPPONENTS	
YARDAGE	TD	FG	TD	FG
No Drive	4	--	--	--
Negative Yds.	--	--	--	--
0-9	--	--	--	1
10-19	--	--	2	--
20-29	2	--	--	2
30-39	2	1	1	--
40-49	--	3	1	1
50-59	1	1	2	4
60-69	4	1	2	6
70-79	21	4	18	2
80-89	7	1	3	--
90-99	1	--	1	--

GAME OPENING DRIVES

	KANSAS			OPPONENTS		
OPPONENTS	PTS.	1ST	YDS.	PTS.	1ST	YDS.
Missouri St.	7	2	70	0	0	-6
Illinois	7	5	82	0	0	5
Nevada	7	4	75	0	1	13
BYU	0	2	45	0	0	-11
Texas	0	1	29	7	4	88
UCF	3	4	82	0	3	39
Oklahoma St.	0	1	18	7	3	77
Oklahoma	0	3	40	0	0	8
Iowa State	7	4	87	0	0	9
Texas tech	0	0	1	7	4	50

SECOND HALF OPENING DRIVES

	KANSAS			OPPONENTS		
OPPONENTS	PTS.	1ST	YDS.	PTS.	1ST	YDS.
Missouri St.	7	5	69	0	0	9
Illinois	3	1	45	0	1	34
Nevada	0	1	31	0	0	4
BYU	7	4	75	0	0	0
Texas	7	2	75	7	2	71
UCF	7	0	75	6	2	75
Oklahoma St.	7	3	75	3	4	66
Oklahoma	0	1	17	0	1	22
Iowa State	7	4	75	8	4	75
Texas Tech	0	0	8	7	1	11

DRIVE CHART

DRIVE START	1-9	10-19	20-29	30-39	40-49	50+
RESULT	NO/TD/FG	NO/TD/FG	NO/TD/FG	NO/TD/FG	NO/TD/FG	NO/TD/FG
Missouri State	0/0/0	1/0/1	3/2/1	6/2/0	0/0/0	2/2/0
Illinois	0/0/0	4/2/0	3/2/0	2/0/1	1/0/0	1/0/1
Nevada	0/0/0	1/1/0	8/3/1	1/0/0	0/0/0	1/0/0
BYU	0/0/0	1/1/0	5/1/1	1/1/0	1/0/0	1/0/0
Texas	0/0/0	1/0/0	9/2/0	1/0/0	0/0/0	0/0/0
UCF	0/0/0	1/0/1	3/3/0	1/1/0	1/1/0	3/1/0
Oklahoma St.	0/0/0	3/0/0	10/5/0	1/0/0	0/0/0	0/0/0
Oklahoma	0/0/0	3/0/1	4/2/0	2/1/0	1/0/1	2/1/0
Iowa State	0/0/0	2/1/0	5/2/0	2/0/0	0/0/0	0/0/0
Texas Tech	2/0/0	1/0/0	8/0/2	1/1/0	0/0/0	0/0/0

THREE-AND-OUTS

	KANSAS	OPPONENT
	THREE-AND-OUT/DRIVES	THREE-AND-OUT/DRIVES
Missouri State	0/12	5/11
Illinois	1/11	2/11
BYU	1/9	1/10
Texas	5/11	0/11
UCF	0/9	4/11
Oklahoma State	2/14	2/13
Oklahoma	2/12	4/14
Iowa State	2/9	2/10
Texas Tech	4/12	1/11

KANSAS SCORING DRIVES

OPPONENT	PLAYS	YDS.	TIME	DRIVE	SCORING PLAY
Missouri St.	4	70	1:49	TD	Neal 48-yd run
Missouri St.	3	75	1:11	TD	Grimm 14-yd pass
Missouri St.	10	75	5:02	FG	Keller 28-yd FG
Missouri St.	9	69	4:22	TD	McDuffie 17-yd run
Missouri St.	10	55	5:07	FG	Keller 35-yd FG
Missouri St.	8	75	4:39	TD	Hishaw 24-yd run
Missouri St.	5	28	2:21	TD	Neal 6-yd run
Missouri St.	4	23	2:14	TD	Morrison 5-yd run
Illinois	10	82	4:21	TD	Locklin 4-yd pass
Illinois	13	85	6:35	TD	Casey 5-yd pass
Illinois	11	94	7:05	TD	Neal 4-yd run
Illinois	4	75	0:36	TD	Hishaw 1-yd run
Illinois	5	45	1:37	FG	Keller 41-yd FG
Illinois	7	37	3:14	FG	Keller 30-yd FG
Nevada	9	75	5:14	TD	Neal 3-yd run
Nevada	13	47	5:54	FG	Keller 44-yd FG
Nevada	11	84	4:41	TD	Hishaw 1-yd run
Nevada	2	75	00:33	TD	Neal 1-yd run
Nevada	9	75	4:17	TD	Neal 3-yd run
BYU	-	-	-	TD	Bryant 22-yd fumble return
BYU	8	86	4:10	TD	Kardell 15-yd pass
BYU	-	-	-	TD	Logan 30-yd INT return
BYU	10	75	6:05	TD	Grimm 5-yd pass
BYU	7	64	3:38	TD	Grimm 13-yd pass
BYU	12	69	6:29	FG	Keller 23-yd FG
Texas	5	75	2:47	TD	Hishaw 18-yd run
Texas	4	75	1:52	TD	Wilson 58-yd pass
UCF	13	82	7:03	FG	Keller 25-yd FG
UCF	9	69	4:22	TD	Arnold 5-yd catch
UCF	12	72	6:13	TD	Hishaw 3-yd run
UCF	1	75	0:12	TD	Neal 75-yd run
UCF	10	75	5:59	TD	McDuffie 1-yd run
UCF	4	54	2:02	TD	Hishaw 7-yd run
UCF	7	35	3:20	TD	McDuffie 1-yd run
Oklahoma St.	5	75	2:11	TD	Wilson 47-yd pass
Oklahoma St.	9	75	4:28	TD	Fairchild 30-yd pass
Oklahoma St.	2	72	0:44	TD	Fairchild 44-yd pass
Oklahoma St.	5	75	1:46	TD	Skinner 49-yd pass
Oklahoma St.	8	75	3:47	TD	Skinner 42-yd pass
Oklahoma	-	-	-	TD	Dotson 37-yd INT return
Oklahoma	10	79	5:20	TD	Hishaw 9-yd run
Oklahoma	12	79	3:26	FG	Keller 24-yd FG
Oklahoma	5	45	2:45	FG	Keller 29-yd FG
Oklahoma	1	38	0:08	TD	Bean 38-yd run
Oklahoma	7	65	3:03	TD	Hishaw 1-yd run
Oklahoma	7	80	1:10	TD	Neal 9-yd run
Iowa State	9	87	4:32	TD	Neal 6-yd run
Iowa State	-	-	-	TD	Dotson 50-yd INT return
Iowa State	11	75	5:36	TD	Neal 1-yd run
Texas Tech	4	70	1:42	TD	Neal 60-yd run
Texas Tech	11	71	4:57	FG	Keller 24-yd FG
Texas Tech	14	77	1:55	FG	Keller 22-yd FG

OPPONENT SCORING DRIVES

OPPONENT	PLAYS	YDS.	TIME	DRIVE	SCORING PLAY
Missouri St.	10	46	5:37	TD	Robinson 2-yd pass
Missouri St.	7	53	3:10	FG	Rozanc 37-yd FG
Missouri St.	6	75	3:21	TD	Robinson 5-yd rush
Illinois	7	75	2:31	TD	Reiman 4-yd pass
Illinois	5	75	2:11	TD	Altmyer 72-yd run
Illinois	11	80	4:47	TD	Altmyer 6-yd run
Nevada	8	24	4:00	FG	Talton 42-yd FG
Nevada	10	78	4:55	TD	Dollars 3-yd run
Nevada	4	65	1:34	TD	Lewis 6-yd run
Nevada	13	75	7:23	TD	Lewis 2-yd run
BYU	10	75	4:50	TD	Lassiter 7-yd pass
BYU	13	75	5:25	TD	Martin 10-yd pass
BYU	12	68	4:07	FG	Ferrin 33-yd FG
BYU	8	58	3:46	FG	Ferrin 34-yd FG
BYU	12	75	5:34	TD	Marlon 6-yd rush
Texas	7	88	2:45	TD	Ewers 30-yd run
Texas	14	76	6:26	FG	Auburn 26-yd FG
Texas	5	63	2:50	FG	Auburn 30-yd FG
Texas	5	71	1:31	TD	Brooks 54-yd run
Texas	5	32	1:52	TD	Brooks 1-yd run
Texas	8	72	3:25	TD	Mitchell 9-yd pass
Texas	12	75	5:51	TD	Ewers 1-yd run
UCF	4	75	1:47	TD	Holler 13-yd catch
UCF	17	75	8:07	TD	Harvey 4-yd run
UCF	5	75	1:39	TD	Pittman 23-yd catch
Oklahoma St.	5	77	1:45	TD	Gordon 17-yd pass
Oklahoma St.	9	83	3:00	TD	Presley 20-yd pass
Oklahoma St.	8	64	3:04	FG	Hale 28-yd FG
Oklahoma St.	2	53	0:48	TD	Gordon 42-yd run
Oklahoma St.	13	66	5:45	FG	Hale 26-yd FG
Oklahoma St.	10	74	4:52	FG	Hale 21-yd FG
Oklahoma St.	9	50	3:50	TD	Presley 6-yd run
Oklahoma St.	4	9	1:42	FG	Hale 42-yd FG
Oklahoma	10	75	3:54	TD	Gabriel 7-yd run
Oklahoma	9	66	3:11	TD	Walker 2-yd run
Oklahoma	4	17	1:38	TD	Gabriel 9-yd run
Oklahoma	7	75	2:28	TD	Sawchuk 3-yd run
Oklahoma	4	14	1:23	TD	Gabriel 1-yd run
Iowa State	7	50	0:35	FG	Contreras 35-yd FG
Iowa State	9	75	5:58	TD	Sanders 6-yd run
Iowa State	12	90	6:59	TD	Becht 2-yd run
Texas Tech	7	50	2:54	TD	Brooks 5-yd run
Texas Tech	15	42	5:22	FG	Garcia 32-yd FG
Texas Tech	8	22	3:42	FG	Garcia 31-yd FG
Texas Tech	4	63	0:26	FG	Garcia 30-yd FG

KANSAS IN THE RED ZONE

DATE	OPPONENT	SCORE	TIMES IN RZ	TIMES SCORED	TOTAL PTS	TDS	RUSH TDS	PASS TDS	FGS MADE	FGA	DOWN	INT	Failed to Score Inside Red Zone		
													FUMB	HALF	GAME
Sept. 1	Missouri St.	W, 48-17	6	6	34	4	2	2	2	2	0	0	0	0	0
Sept. 8	Illinois	W, 34-23	5	5	31	4	2	2	1	1	0	0	0	0	0
Sept. 16	at Nevada	W, 31-24	5	4	28	4	4	0	0	0	0	0	0	0	1
Sept. 23	BYU	W, 38-27	4	4	24	3	0	3	1	1	0	0	0	0	0
Sept. 30	at Texas	L, 14-40	0	0	0	0	0	0	0	0	0	0	0	0	0
Oct. 7	UCF	W, 51-22	7	6	37	5	4	1	1	2	0	0	0	0	0
Oct. 14	at Oklahoma St.	L, 32-39	1	0	0	0	0	0	0	0	0	1	0	0	0
Oct. 28	Oklahoma	W, 38-33	6	5	25	3	3	0	2	3	0	0	0	0	0
Nov. 4	at Iowa St.	W, 28-21	2	2	14	2	2	0	0	0	0	0	0	0	0
Nov. 11	Texas Tech	L, 13-16	3	2	6	0	0	0	2	2	1	0	0	0	0
Totals			39	34	199	25	17	8	9	11	1	1	0	0	1
34 of 39 (87.2%)															

OPPONENTS IN THE RED ZONE

DATE	OPPONENT	SCORE	TIMES IN RZ	TIMES SCORED	TOTAL PTS	TDS	RUSH TDS	PASS TDS	FGS MADE	FGA	DOWN	INT	Failed to Score Inside Red Zone		
													FUMB	HALF	GAME
Sept. 1	Missouri St.	W, 48-17	3	3	17	2	1	1	1	1	0	0	0	0	0
Sept. 8	Illinois	W, 34-23	2	2	15	2	1	1	0	0	0	0	0	0	0
Sept. 16	at Nevada	W, 31-24	4	4	24	3	3	0	1	1	0	0	0	0	0
Sept. 23	BYU	W, 38-27	5	5	27	3	1	2	2	2	0	0	0	0	0
Sept. 30	Texas	L, 14-40	5	5	26	3	2	1	2	2	0	0	0	0	0
Oct. 7	UCF	W, 51-22	2	2	13	2	1	1	0	0	0	0	0	0	0
Oct. 14	at Oklahoma St.	L, 32-39	6	6	29	3	1	2	3	3	0	0	0	0	0
Oct. 28	Oklahoma	W, 38-33	6	5	33	5	5	0	0	0	1	0	0	0	0
Nov. 4	at Iowa State	W, 28-21	4	4	21	2	2	0	2	2	0	0	0	0	0
Nov. 11	Texas Tech	L, 13-16	4	4	16	1	1	0	3	3	0	0	0	0	0
Totals			41	40	221	26	18	8	14	14	1	0	0	0	0
40 of 41 (97.6%)															

KANSAS THIRD DOWN CONVERSIONS

DATE	OPPONENT	SCORE	OVERALL	PCT.	1ST QTR	PCT.	2ND QTR	PCT.	3RD QTR	PCT.	4TH QTR	PCT.	OT	PCT.
Sept. 1	Missouri St.	W, 48-17	6-11	54.5	0-2	0.0	1-2	50.0	3-4	75.0	2-3	66.7	0-0	0.0
Sept. 8	Illinois	W, 34-23	9-13	69.2	5-5	100.0	2-3	66.7	0-2	0.0	2-3	66.7	0-0	0.0
Sept. 16	at Nevada	W, 31-24	7-11	63.6	1-2	50.0	3-5	60.0	1-1	100.0	2-3	66.7	0-0	0.0
Sept. 23	BYU	W, 38-27	4-8	50.0	0-1	0.0	0-2	0.0	2-2	100.0	2-3	66.7	0-0	0.0
Sept. 30	at Texas	L, 14-40	0-8	0.0	0-2	0.0	0-2	0.0	0-2	0.0	0-2	0.0	0-0	0.0
Oct. 7	UCF	W, 51-22	6-9	66.7	2-3	66.7	2-3	66.7	1-1	100.0	0-3	0.0	0-0	0.0
Oct. 14	at Oklahoma St.	L, 32-39	7-13	53.8	2-3	66.7	2-4	50.0	3-3	100.0	0-3	0.0	0-0	0.0
Oct. 28	Oklahoma	W, 38-33	4-14	28.6	3-4	75.0	1-3	33.3	0-2	0.0	0-5	0.0	0-0	0.0
Nov. 4	at Iowa State	W, 28-21	6-13	46.2	1-3	33.3	1-4	25.0	2-3	66.7	2-3	66.7	0-0	0.0
Nov. 11	Texas Tech	L, 13-16	7-15	46.7	1-3	33.3	3-5	60.0	0-2	0.0	3-5	60.0	0-0	0.0
Kansas			56-115	48.7	15-28	53.6	15-33	45.5	12-22	54.5	14-32	43.8	0-0	0.0
Opponents			52-126	41.3	10-27	37.0	11-35	31.4	14-30	46.7	17-34	50.0	0-0	0.0

KANSAS FOURTH DOWN CONVERSIONS

DATE	OPPONENT	SCORE	OVERALL	PCT.	1ST QTR	PCT.	2ND QTR	PCT.	3RD QTR	PCT.	4TH QTR	PCT.	OT	PCT.
Sept. 1	Missouri St.	W, 48-17	1-2	50.0	0-1	0.0	0-0	0.0	0-0	0.0	1-1	100.0	0-0	0.0
Sept. 8	Illinois	W, 34-23	0-1	0.0	0-0	0.0	0-0	0.0	0-0	0.0	0-1	0.0	0-0	0.0
Sept. 16	at Nevada	W, 31-24	0-0	0.0	0-0	0.0	0-0	0.0	0-0	0.0	0-0	0.0	0-0	0.0
Sept. 23	BYU	W, 38-27	0-1	0.0	0-1	0.0	0-0	0.0	0-0	0.0	0-0	0.0	0-0	0.0
Sept. 30	at Texas	L, 14-40	0-2	0.0	0-0	0.0	0-0	0.0	0-1	0.0	0-1	0.0	0-0	0.0
Oct. 7	UCF	W, 51-22	0-0	0.0	0-0	0.0	0-0	0.0	0-0	0.0	0-0	0.0	0-0	0.0
Oct. 14	at Oklahoma St.	L, 32-39	0-2	0.0	0-0	0.0	0-0	0.0	0-0	0.0	0-2	0.0	0-0	0.0
Oct. 28	Oklahoma	W, 38-33	2-3	66.7	0-1	0.0	0-0	0.0	0-0	0.0	2-2	100.0	0-0	0.0
Nov. 4	at Iowa State	W, 28-21	1-1	100.0	1-1	100.0	0-0	0.0	0-0	0.0	0-0	0.0	0-0	0.0
Nov. 11	Texas Tech	L, 13-16	0-2	0.0	0-0	0.0	0-2	0.0	0-0	0.0	0-0	0.0	0-0	0.0
Kansas			4-14	28.6	1-4	25.0	0-2	0.0	0-1	0.0	3-7	42.9	0-0	0.0
Opponents			9-16	56.3	3-4	75.0	3-4	75.0	1-3	33.3	2-5	40.0	0-0	0.0

KANSAS TIME OF POSSESSION

DATE	OPPONENT	SCORE	OVERALL	1ST QTR	2ND QTR	3RD QTR	4TH QTR	OT
Sept. 1	Missouri St.	W, 48-17	33:47	05:13	06:22	09:38	12:34	00:00
Sept. 8	Illinois	W, 34-23	36:39	10:56	08:23	07:13	10:07	00:00
Sept. 16	at Nevada	W, 31-24	31:51	07:56	07:51	07:44	08:20	00:00
Sept. 23	BYU	W, 38-27	29:55	08:24	04:42	06:02	10:47	00:00
Sept. 30	at Texas	L, 14-40	18:27	03:57	04:49	05:00	04:41	00:00
Oct. 7	UCF	W, 51-22	34:25	07:03	11:39	06:11	09:32	00:00
Oct. 14	at Oklahoma St.	L, 32-39	28:29	04:57	10:45	07:51	04:56	00:00
Oct. 28	Oklahoma	W, 38-33	31:10	05:07	09:56	05:53	10:14	00:00
Nov. 4	at Iowa State	W, 28-21	30:27	09:19	07:03	08:54	05:11	00:00
Nov. 11	Texas Tech	L, 13-16	28:37	03:18	13:09	03:36	08:34	00:00
Kansas			Total	303:45	66:08	84:39	69:02	84:56
			Avg.	30:22	06:37	08:28	06:48	08:30
Opponents			Total	294:18	63:10	84:09	59:51	87:08
			Avg.	29:26	06:19	08:25	05:59	08:43

SEASON GAME HIGHS

Kansas Individuals

Rushes	25	Devin Neal vs Oklahoma (10/28/23)
Yards Rushing	154	Devin Neal vs UCF (10/07/2023)
TD Rushes	3	Devin Neal at Nevada (09/16/2023)
Long Rush	75	Devin Neal vs UCF (10/07/2023)
Pass Attempts	34	Jason Bean at Oklahoma State (10/14/2023)
Pass Completions	23	Jason Bean at Oklahoma State (10/14/2023)
Yards Passing	410	Jason Bean at Oklahoma State (10/14/2023)
Touchdown Passes	5	Jason Bean at Oklahoma State (10/14/2023)
Long Pass	80	Jason Bean at Iowa State (11/04/2023)
Receptions	5	Mason Fairchild at Oklahoma State (10/14/2023)
		Lawrence Arnold at Oklahoma State (10/14/2023)
		Lawrence Arnold at Nevada (09/16/2023)
		Mason Fairchild at Nevada (09/16/2023)
		Lawrence Arnold vs Illinois (09/08/2023)
Yards Receiving	112	Lawrence Arnold at Iowa State (11/04/2023)
TD Receptions	2	Mason Fairchild at Oklahoma State (10/14/2023)
		Quentin Skinner at Oklahoma State (10/14/2023)
		Luke Grimm vs BYU (09/23/2023)
Long Reception	80	Lawrence Arnold at Iowa State (11/04/2023)
Punts	6	Damon Greaves at Texas (09/30/23)
Punting Average	45.3	Damon Greaves at Texas (09/30/23)
Long Punt	53	Damon Greaves at Texas (09/30/23)
Punts Inside 20	3	Damon Greaves at Texas (09/30/23)
Long Punt Return	82	Trevor Wilson vs UCF (10/07/2023)
Long Kickoff Return	43	Kenny Logan Jr. vs UCF (10/07/2023)
Tackles	13	OJ Burroughs at Texas (09/30/23)
Sacks	2	Jereme Robinson vs Illinois (09/08/2023)
	2	Austin Booker vs Illinois (09/08/2023)
Tackles for Loss	2.5	Austin Booker vs BYU (09/23/2023)
	2.5	Kenny Logan Jr. at Nevada (09/16/2023)

Kansas Team

Rushes	51	UCF (10/07/2023)
Yards Rushing	399	UCF (10/07/2023)
Yards per Rush	7.8	UCF (10/07/2023)
TD Rushes	5	UCF (10/07/2023)
Pass Attempts	34	at Oklahoma State (10/14/2023)
Pass Completions	23	at Oklahoma State (10/14/2023)
Yards Passing	410	at Oklahoma State (10/14/2023)
Yards Per Pass	14.5	at Oklahoma State (10/14/2023)
TD Passes	5	at Oklahoma State (10/14/2023)
Total Plays	73	vs Oklahoma (10/28/23)
		Illinois (09/08/2023)
Total Offense	539	Illinois (09/08/2023)
Yards Per Play	7.9	at Oklahoma State (10/14/2023)
		Missouri St. (09/01/2023)
Points	51	UCF (10/07/2023)
Sacks By	4	UCF (10/07/2023)
		Illinois (09/08/2023)
First Downs	27	Illinois (09/08/2023)
	27	Missouri St. (09/01/2023)
Penalties	8	at Iowa State (11/04/2023)
Penalty Yards	80	at Iowa State (11/04/2023)
Turnovers	2	vs Oklahoma (10/28/23)
		at Oklahoma State (10/14/2023)
		Illinois (09/08/2023)
Punts	6	at Texas (09/30/23)
Punting Avg.	45.3	at Texas (09/30/23)
Long Punt	53	at Texas (09/30/23)
Punts Inside 20	3	at Texas (09/30/23)
Long Punt Return	82	UCF (10/07/2023)

Opponent Individuals

Rushes	33	Tahj Brooks vs Texas Tech (11/11/23)
Yards Rushing	217	Jonathan Brooks at Texas (09/30/23)
TD Rushes	3	Dillon Gabriel vs Oklahoma (10/28/23)
Long Rush	72	Luke Altmeyer vs Illinois (09/08/2023)
Pass Attempts	51	Kedon Slovis vs BYU (09/23/2023)
Pass Completions	30	Kedon Slovis vs BYU (09/23/2023)
Yards Passing	357	Kedon Slovis vs BYU (09/23/2023)
TD Passes	2	Alan Bowman at Oklahoma State (10/14/2023)
		Timmy McClain vs UCF (10/07/2023)
		Kedon Slovis vs BYU (09/23/2023)
Long Pass	53	Brendon Lewis at Nevada (09/16/2023)
Receptions	10	Adonai Mitchell at Texas (09/30/23)
Yards Receiving	141	Adonai Mitchell at Texas (09/30/23)
TD Receptions	1	Brennan Presley at Oklahoma State (10/14/2023)
		Ollie Gordon at Oklahoma State (10/14/2023)
		Alec Holler vs UCF (10/07/2023)
		Randy Pittman Jr. vs UCF (10/07/2023)
		Adonai Mitchell at Texas (09/30/23)
		Darius Lassiter vs BYU (09/23/2023)
		LJ Martin vs BYU (09/23/2023)
		Tip Reiman vs Illinois (09/08/2023)
		Jmariyae Robinson vs Missouri St. (09/01/2023)
Long Reception	53	Dalevon Campbell at Nevada (09/16/2023)
Field Goals	4	Alex Hale at Oklahoma State (10/14/2023)
Long Field Goals	42	Alex Hale at Oklahoma State (10/14/2023)
		Brandon Talton at Nevada (09/16/2023)
Punts	6	Grant Burkett vs Missouri St. (09/01/2023)
Punting Avg.	46.6	Matt Freem at Nevada (09/16/2023)
Long Punt	62	Matt Freem at Nevada (09/16/2023)
Punts Inside 20	4	Hugh Robertson vs Illinois (09/08/2023)
Long Punt Return	none	
Long Kickoff Return	52	Jaylin Noel at Iowa State (11/04/2023)
Tackles	12	Todric McGee vs Missouri St. (09/01/2023)
Sacks	2.5	Collin Oliver at Oklahoma State (10/14/2023)
Tackles for Loss	2	Bralyn Lux vs Texas Tech (11/11/23)
		Key Lawrence vs Oklahoma (10/28/23)
		Josh Celiscar vs UCF (10/07/2023)
		Malachi Lawrence vs UCF (10/07/2023)
		Jer Zhan Newton vs Illinois (09/08/2023)
Interceptions	1	Dadrian Taylor-Demerson vs Texas Tech (11/11/23)
		Billy Bowman vs Oklahoma (10/28/23)
		Ethan Downs vs Oklahoma (10/28/23)
		Kendal Daniels at Oklahoma State (10/14/2023)
		Dylan Smith at Oklahoma State (10/14/2023)
		Xavier Scott vs Illinois (09/08/2023)

Opponent Team

Rushes	55	vs Oklahoma (10/28/23)
Yards Rushing	336	at Texas (09/30/23)
Yards per Rush	6.6	at Texas (09/30/23)
TD Rushes	5	vs Oklahoma (10/28/23)
Pass Attempts	51	BYU (09/23/2023)
Pass Completions	30	BYU (09/23/2023)
Yards Passing	357	BYU (09/23/2023)
Yards per Pass	9.6	at Iowa State (11/04/2023)
TD Passes	2	at Oklahoma State (10/14/2023)
		UCF (10/07/2023)
		BYU (09/23/2023)
Total Plays	86	at Texas (09/30/23)
Total Offense	661	at Texas (09/30/23)
Yards per Play	7.7	at Texas (09/30/23)
Points	40	at Texas (09/30/23)
Sacks By	4	at Oklahoma State (10/14/2023)
First Downs	33	at Texas (09/30/23)
Penalties	11	vs Oklahoma (10/28/23)
Penalty Yards	101	vs Oklahoma (10/28/23)
Turnovers	3	BYU (09/23/2023)
Punts	6	Missouri St. (09/01/2023)
Punting Avg.	46.6	at Nevada (09/16/2023)
Long Punt	62	at Nevada (09/16/2023)
Punts Inside 20	4	Illinois (09/08/2023)
Long Punt Return	0	4x, last BYU (09/23/2023)

THE LAST TIME KANSAS ...

TEAM

Scored 80+ points	86 vs. South Dakota State, 1947
Scored 70-79 points	76, Nebraska, 2007
Scored 60-69 points	62, Southeastern Louisiana, 2007
Scored 50-59 points	51 UCF, 2023
Scored 40-49 points	48 vs. Missouri State, 2023
Scored 40+ points in back-to-back games	55 at West Virginia, 2022, 45 at Houston, 2022
Rushed for 500+ yards	556, Missouri, 1975
Rushed for 400-499 yards	405 vs. Rutgers, 2018
Rushed for 300-399 yards	399 vs. UCF, 2023
Rushed for 200-299 yards	225 vs. Oklahoma, 2023
Passed for 500+ yards	544 vs. Arkansas, 2022
Passed for 400-499 yards	410 at Oklahoma State, 2023
Passed for 300-399 yards	351 vs. TCU, 2022
Rushed/Passed for 200+ yards	225 rush, 218 pass vs. Oklahoma, 2023
Had 600+ yards of total offense	603 vs. Arkansas, 2022
Had 500-599 yards of total offense	500 at Oklahoma State, 2023
Scored on first offensive play	vs. Central Michigan, 2014 (Pierson 74 yd run)
Won on final offensive play	at Texas, 2021 (Casey 2 pt. conversion)
Won on final defensive play	at West Virginia, 2022 (Bryant interception in OT)
Lost on final defensive play	at TCU, 2021 (Kell 25 yd FG)
Won in overtime	at West Virginia, 2022
Lost in overtime	vs. Arkansas (55-53), 2022
Recorded a safety	vs. Nicholls, 2018
Recorded two safeties	vs. Southeastern Louisiana, 2007
Recorded two defensive touchdowns	vs. BYU, 2023
Recorded 6+ sacks	6.0, vs. Illinois, 2023
Executed a two-point conversion	vs. Arkansas, 2022
Recorded a 90+ yard scoring drive	97 at Houston, 2022
Zero punts in a game	vs. Missouri State, 2023
Zero sacks allowed in a game	at Iowa State, 2023
Recorded a shutout	vs. Louisiana Tech, 2008
Held opponent to 0 yards rushing	(-31) vs. Southeastern Louisiana, 2007
Blocked multiple kicks in a game	2, vs. South Dakota State, 2011 (2 Blocked Punts)
Blocked multiple punts in a game	2, vs. South Dakota State, 2011
Scored a special teams TD	Trevor Wilson vs. UCF, 2023
Scored a special teams & defensive TD	vs. FIU, 2007
Had both an Interception & Fumble return for TD	vs. BYU, 2023
10+ Pass Breakups in a game	10, at West Virginia, 2020
4+ Force Fumbles in a game	4, at Nevada, 2023
Had a weather delay	58 minutes, vs. Oklahoma, 2023

INDIVIDUAL OFFENSE

Rushed for 200+ yards	224, Devin Neal vs. Oklahoma State, 2022
Rushed for 150-199 yards	190, Devin Neal at Texas Tech, 2022
Two Players Rushed for 100+ yards	Devin Neal (154), Daniel Hishaw, (134) vs. UCF, 2023
Three Players Rushed for 100+ yards	Smith (253), Banks (120) and Wright (116), vs. Missouri, 1975
Had 40+ carries	40, June Henley vs. Iowa State, 1996
Had 30-39 carries	32, Devin Neal vs. Oklahoma State, 2022
Had 25-29 carries	25, Devin Neal, vs. Oklahoma, 2023
Rushed for 5 TDs	Never
Rushed for 4 TDs	James Sims vs. Colorado, 2010
Rushed for 3 TDs	Devin Neal at Nevada, 2023
Passed for 500+ yards	544, Jalon Daniels vs. Arkansas, 2022
Passed for 400-499 yards	410, Jason Bean at Oklahoma State, 2023
Passed for 300-399 yards	323, Jason Bean at Duke, 2021
Threw 5+ TDs	5, Jason Bean at Oklahoma State, 2023
Threw 4 TDs	4, Jason Bean at Oklahoma, 2022
Threw 3 TDs	3, Jalon Daniels vs. BYU, 2023
Rushed and Passed for 5+ Touchdowns	6, Jalon Daniels vs. Arkansas, 2022
Had 60+ pass attempts	62, Peyton Bender vs. Central Michigan, 2017
Had 50-59 pass attempts	55, Jalon Daniels, vs. Arkansas, 2022
Had 40-49 pass attempts	44, Carter Stanley at Iowa State, 2019
Had 30-39 pass attempts	32, Jason Bean vs. Oklahoma, 2023
Had 30+ pass completions	37, Jalon Daniels, vs. Arkansas, 2022
Had 25-29 pass completions	26, Carter Stanley vs. Texas Tech, 2019
QB Rush for 100+ yards	123, Jalon Daniels at Houston, 2022
QB Rush for 100+ yards, pass for 200+ yards	(121 / 217) Bill Whittemore vs. Colorado, 2002
Had 15+ catches	16, Kerry Meier vs. Iowa State, 2009

Had 10-14 catches	10, Luke Grimm vs. Arkansas, 2022
Had Two Players with 10+ catches	Dezmon Briscoe (14) and Kerry Meier (10) vs. Missouri, 2009
Had 250+ yards receiving	269, Dezmon Briscoe at Oklahoma, 2008
Had 200-249 yards receiving	233, Steven Sims Jr. vs. K-State, 2017
Had 150-199 yards receiving	167, Luke Grimm vs. Arkansas, 2022
Had Two Players 100+ yards receiving	Luke Grimm (167), Lawrence Arnold (119) vs. Arkansas, 2022
Had 100+ yards rushing and receiving	Devin Neal (224 rush, 110 receiving) vs. Oklahoma State, 2022
Had 200+ yards rushing and 100+ yards receiving	Devin Neal (224 rush, 110 receiving) vs. Oklahoma State, 2022
Had a touchdown rushing and receiving	Devin Neal vs. Missouri State, 2023
3 Players with 100+ yards receiving	Never
Had 4+ TD receptions	4, Quintin Smith vs. Louisville, 1989
Had 3 TD receptions	3, Dezmon Briscoe vs. Minnesota, 2008
Had 2 TD receptions	2, Mason Fairchild & Quentin Skinner at Oklahoma State, 2023

INDIVIDUAL DEFENSE

Intercepted 3 passes	3, Bill Crank vs. Tulane, 1958
Intercepted 2 passes	2, Hasan Defense at West Virginia, 2018
Returned multiple interceptions for TDs	2, Patrick Brown vs. UAB, 1997
Returned an interception for a TD	50, Ra'Mello Dotson at Iowa State, 2023
Interception Return for 100+ yards	100, Aqib Talib vs. FIU, 2007
Recorded 15+ Tackles	15, Kenny Logan Jr. at TCU, 2021
Recorded 10-14 Tackles	10, Kenny Logan Jr. vs. Oklahoma, 2023
Two Players with 10+ Tackles	(11) Rich Miller, (10) Kenny Logan Jr. vs. Arkansas, 2022
Three players with 10+ Tackles	(12) Joe Dineen Jr., (10) Keith Loneker Jr., (10) Tyrone Miller Jr., at Texas, 2017
Recorded 5+ Sacks	5, Brandon Perkins vs. Louisiana Tech, 2005
Recorded 4 Sacks	5, Brandon Perkins vs. Louisiana Tech, 2005
Recorded 3 Sacks	3, Lonnie Phelps vs. Tennessee Tech, 2022
Had 5+ Pass Breakups	5, JaCorey Shepherd vs. Iowa State
Recorded 2+ Fumble Recoveries	2, Hayden Hatcher at Oklahoma, 2022
Returned a fumble for a TD	22, Cobee Bryant vs. BYU, 2023
Recorded fumble recovery and interception	Cobee Bryant vs. BYU, 2023

INDIVIDUAL SPECIAL TEAMS

Returned a Kickoff for a Touchdown	100, Kenny Logan Jr. vs. Iowa State, 2020
Punt Return for a Touchdown	82, Trevor Wilson vs. UCF, 2023
Blocked a Punt	Stephon Robinson Jr., vs. Nicholls, 2018
Blocked Punt Return for a TD	Dakota Lewis vs. FIU, 2007
Blocked a FG	Jereme Robinson vs. Tennessee Tech, 2022
Blocked FG Return for a TD	61, Cobee Bryant vs. Tennessee Tech, 2022
Blocked a PAT	Team, at Oklahoma, 2018
Returned a PAT for a Two-Point Conversion	Carl Nesmith vs. Texas, 2000
Executed a Fake Punt for a First Down	Ryan Schadler at West Virginia, 2018
Executed a Fake Field Goal	T.J. Millward and Trent Smiley vs. TCU, 2014
Executed an onside kick	Tabor Allen vs. Arkansas, 2022
Made 5+ Field Goals	5, Bruce Kallmeyer vs. Wichita State, 1983
Made 4 Field Goals	4, Scott Webb vs. Kansas State, 2006
Made a Field Goal of 50+ Yards	50, Jacob Borcila, at Duke, 2021
Recorded a 70+ yard Punt	76, Kyle Thompson at Texas, 2018
Recorded a 60-69 yard Punt	60, Reis Vernon at Oklahoma, 2022

THE LAST TIME A KANSAS OPPONENT ...

TEAM	
Scored 80+ points	Never
Scored 70-79 points	70 at Oklahoma State, 2011
Scored 60-69 points	62 at Oklahoma, 2020
Scored 50-59 points	55 vs. Arkansas, 2022
Scored 40-49 points	40 at Texas, 2023
Rushed for 500+ yards	510 at Oklahoma, 2014
Rushed for 400-499 yards	426 vs. West Virginia, 2015
Rushed for 300-399 yards	336 at Texas, 2023
Rushed for 200-299 yards	218 at Oklahoma State, 2023
Passed for 500+ yards	548, at Texas Tech, 2016
Passed for 400-499 yards	403, at Oklahoma, 2022
Passed for 300-399 yards	336 at Oklahoma State, 2023
Rushed/Passed for 200+ yards	336 pass, 218 rush, at Oklahoma State, 2023
Had 600+ yards of total offense	661 at Texas, 2023
Had 500-599 yards of total offense	554 at Oklahoma State, 2023
Scored on first offensive play	vs. Texas, 2017 (49-yard reception)
Won on final offensive play	at TCU, 2021 (Kell 25 yd FG)
Lost on final defensive play	at Texas, 2021 (Casey 2 pt. Conversion)
Won in overtime	55-53, vs. Arkansas, 2022
Lost in overtime	55-42 at West Virginia, 2022
Recorded a safety	at Baylor, 2020 (sack)
Recorded two safeties	at Texas, 2001
Recorded two defensive touchdowns	TCU, 2020 (fumble ret., INT ret.)
Recorded two special teams touchdowns	at Kansas State, 2020 (two punt returns)
Zero punts in a game	at Texas, 2023
Zero sacks allowed in a game	at West Virginia, 2022
Held KU to 0 yards rushing	-25 at TCU, 2017
Blocked multiple kicks in a game	at Texas, 2019 (blocked 2 FGs)
Scored a special teams TD	vs. TCU, 2020 (Punt Return TD)
Scored a special teams & defensive TD	vs. TCU, 2020

INDIVIDUAL OFFENSE

Rushed for 300+ yards	427, Samaje Perine at Oklahoma, 2014
Rushed for 200+ yards	217, Jonathan Brooks at Texas, 2023
Two Players Rushed for 100+ yards	Jefferson (130), Dubinion (1112) vs. Arkansas, 2022
Three Players Rushed for 100+ yards	Howard (129), Smallwood (115), Shell (108) vs. West Virginia, 2015
Had a 90+ yard run from scrimmage	93, D'Onte Foreman at Texas, 2015
Had 40+ carries	51, D'Onta Foreman vs. Texas, 2016
Had 30-39 carries	33, Tahj Brooks vs. Texas Tech, 2023
Had 25-29 carries	29, Ollie Gordon at Oklahoma State, 2023
Rushed for 5+ TDs	5, Samaje Perine at Oklahoma, 2014
Rushed for 4 TDs	Gunnar Holmberg at Duke, 2021
Rushed for 3 TDs	3, Dillon Gabriel vs. Oklahoma, 2023
Passed for 500+ yards	Never
Passed for 400-499 yards	403, Dillon Gabriel at Oklahoma, 2022
Passed for 300-399 yards	336, Alan Bowman at Oklahoma State, 2023
Threw 5+ TDs	6, Casey Thompson at Texas, 2021
Threw 4 TDs	Brock Purdy, at Iowa State, 2021
Threw 3 TDs	JT Daniels at West Virginia, 2022
Had 50+ pass attempts	51, Kedon Slovis vs. BYU, 2023
Had 40-49 pass attempts	41, Alan Bowman at Oklahoma State, 2023
Had 30-39 pass attempts	35, Quinn Ewers at Texas, 2023
Had 30+ pass completions	Hunter Dekkers vs. Iowa State, 2022
Had 25-29 pass completions	28, Alan Bowman at Oklahoma State, 2023
Had completion percentage of 75 percent (Min. 20 pass attempts)	76.0% Behren Morton vs. Texas Tech, 2023 (19-of-25)
Had completion percentage of 80 percent (Min. 20 pass attempts)	84.3%, Baker Mayfield vs. Oklahoma (27-of-32)
Had completion percentage of 90+ percent (Min. 20 pass attempts)	95.8%, Geno Smith at West Virginia 2012 (23-of-24)**
QB Rush for 100+ yards	130, KJ Jefferson vs. Arkansas, 2022
QB Rush for 100+ yards, pass for 200+ yards	KJ Jefferson (130 rush, 287 pass) Arkansas, 2022
Had 15+ catches	15, Dana Alexander vs. Missouri, 2009
Had 10-14 catches	10 Adonai Mitchell at Texas, 2023
Had Two Players with 10+ catches	Never*
Had 250+ yards receiving	300, Adarius Bowman vs. Oklahoma State, 2006
Had 200-249 yards receiving	206, Quentin Johnson, vs. TCU, 2022
Had 150-199 yards receiving	152 Bryce Ford-Wheaton at West Virginia, 2022
Had 100+ yards rushing and receiving	
O. Gordon (68 rushing, 116 receiving) at Oklahoma State, 2023	

Had a touchdown rushing and receiving	Ta'Zawn Henry at Houston, 2022
2 Players with 100+ yards receiving	Ollie Gordon (116), Rashod Owens (112), at Oklahoma State, 2023
3 Players with 100+ yards receiving	Never*
Had 4+ TD receptions	4, Adarius Bowman vs. Oklahoma, 2006
Had 3 TD receptions	Xavier Worthy, at Texas, 2021
Had 2 TD receptions	Bryce Ford-Wheaton at West Virginia, 2022

INDIVIDUAL DEFENSE

Intercepted 3+ passes	3, Darcel McBath Texas Tech, 2008
Intercepted 2 passes	Kolby Harvell-Peel at Oklahoma State, 2019
Returned multiple interceptions for TDs	Never*
Returned an interception for a TD	CJ Ceasar vs. TCU, 2020
Interception Return for 100+ yards	Never*
Recorded 15+ Tackles	15, Raaquan Davis at Baylor, 2016
Recorded 10-14 Tackles	10, Beau Freyler at Iowa State, 2023
Two Players with 10+ Tackles	12, Chris Paul JR. and 10, Dwight McGlothern vs. Arkansas, 2022
Recorded 5+ Sacks	Never*
Recorded 4 Sacks	Never*
Recorded 3 Sacks	3.5, Josaiah Steward at Coastal Carolina, 2021
Forced 2 fumbles	K.J. Smith at Baylor, 2014

INDIVIDUAL SPECIAL TEAMS

Returned a Kickoff for a Touchdown	Tristan Ebner at Baylor, 2020
Kickoff Return of 100 Yards	Tristan Ebner at Baylor, 2020
Two returns for TDs	Phillip Brooks at Kansas State, 2020 (Punts)
Punt Return for a Touchdown	Derius Davis vs. TCU, 2020
Blocked a Punt	Alex Spillum, at Coastal Carolina, 2021
Blocked a Punt Return for a TD	Alex Spillum, at Coastal Carolina, 2021
Blocked a FG	Nick McCann vs. Texas Tech, 2019
Blocked FG Return for a TD	Deonte Roberts (64) vs. Rutgers, 2018
Blocked a PAT	Xavier Ross at Oklahoma State, 2023
Returned a PAT for a Two-Point Conversion	Demari Henderson vs UCF, 2023
Made 5+ Field Goals	5, Jeff Jacke, at Missouri, 1992
Made 4+ Field Goals	Alex Hale, at Oklahoma State, 2023
Made a Field Goal of 50+ Yards	52, M. McCrane, at Kansas State, 2014
Recorded a 70+ yard Punt	73, Quinn Sharp, Oklahoma State, 2012
Recorded a 60-69 yard Punt	62, Matt Freem, at Nevada, 2023