



KANSAS

#KUBball

f /KANSASBASKETBALL

@KUHOOPS

@KUHOOPS

NOVEMBER 6, 2023 | NORTH CAROLINA CENTRAL | GAME NOTES

KANSAS COMMUNICATIONS

JAYHAWKS

28-8
2022-23 OVERALL

13-5
2023 BIG 12

1/1
RANKING (AP/COACHES)



VS



18-12
2022-23 OVERALL

10-4
2023 MEAC

-/-
RANKING (AP/COACHES)

EAGLES

Bill Self
HEAD COACH

565-132 (.811)
21ST SEASON

LeVelle Moton
HEAD COACH

239-162 (.596)
RECORD AT NCCU, 14TH SEASON

RECORD (O-0 -- H: 0-0; A: 0-0; N: 0-0)

| Date | Rnk | Rnk | Opponent | TV | Time/Result |
|-----------------------|-----|-----|-------------------------|---------|-------------|
| OCTOBER (0-0) | | | | | |
| 29 | 1 | 25 | at Illinois (EXH) | B10 | L, 75-82 |
| NOVEMBER (0-0) | | | | | |
| 1 | 1 | - | FORT HAYS STATE (EXH) | B12 NOW | W, 73-55 |
| 6 | 1 | - | NORTH CAROLINA CENTRAL | B12 NOW | 7 p.m. |
| 10 | 1 | - | MANHATTAN COLLEGE | B12 NOW | 7 p.m. |
| 14 | - | - | vs. Kentucky# | ESPN | 8:30 p.m. |
| 20 | - | - | vs. Chamaine! | ESPNU | 8 p.m. |
| 21 | - | - | vs. Marquette/UCLA! | ESPN/2 | 4/9:30 p.m. |
| 22 | - | - | TBD! | TBD | TBD |
| 28 | - | - | EASTERN ILLINOIS | B12 NOW | 7 p.m. |
| DECEMBER (0-0) | | | | | |
| 1 | - | - | UCONN- | ESPN2 | 8 p.m. |
| 5 | - | - | KANSAS CITY | B12 NOW | 7 p.m. |
| 9 | - | - | MISSOURI | ESPN | 4:15 p.m. |
| 16 | - | - | at Indiana | CBS | 11:30 a.m. |
| 22 | - | - | YALE | B12 NOW | 7 p.m. |
| 30 | - | - | vs. Wichita State# | ESPN2 | 3 p.m. |
| JANUARY (0-0) | | | | | |
| 6 | - | - | TCU* | CBS | 1 p.m. |
| 10 | - | - | at UCF* | B12 NOW | 6 p.m. |
| 13 | - | - | OKLAHOMA* | B12 NOW | 1 p.m. |
| 16 | - | - | at Oklahoma State* | ESPN | 8 p.m. |
| 20 | - | - | at West Virginia* | B12 NOW | 3 p.m. |
| 22 | - | - | CINCINNATI* | ESPN | 8 p.m. |
| 27 | - | - | at Iowa State* | CBS | 12:30 p.m. |
| 30 | - | - | OKLAHOMA STATE* | ESPN | 8 p.m. |
| FEBRUARY (0-0) | | | | | |
| 3 | - | - | HOUSTON* | ESPN | 3 p.m. |
| 5 | - | - | at Kansas State* | ESPN | 8 p.m. |
| 10 | - | - | BAYLOR* | ESPN | 5 p.m. |
| 12 | - | - | at Texas Tech* | ESPN | 8 p.m. |
| 17 | - | - | at Oklahoma* | ESPN | 3 p.m. |
| 24 | - | - | TEXAS* | ESPN | 5 p.m. |
| 27 | - | - | BYU* | B12 NOW | 7 p.m. |
| MARCH (0-0) | | | | | |
| 2 | - | - | at Baylor* | ESPN | 11 a.m. |
| 5 | - | - | KANSAS STATE* | ESPN/2 | 8 p.m. |
| 9 | - | - | at Houston* | ESPN | 3 p.m. |
| 12-16 | - | - | at Big 12 Championship# | | |

All times Central and subject to change; **Home Games in ALL CAPS and bold**; Rank: Associated Press Top 25 Poll; #State Farm Champions Classic; !Maui Invitational; -Big EAST-Big 12 Battle; #T-Mobile Center, Kansas City, Mo.; *Big 12 Conference game

COMMUNICATIONS

CHRIS THEISEN

Asst. AD for Communications
e theisen@ku.edu
c 785.331.9356

MAX AEBERSOLD

Communications Graduate Assistant
e max.aebersold@ku.edu
c 913.991.2711

GAME 1 NORTH CAROLINA CENTRAL AT #1/1 KANSAS

Lawrence, Kan. • Allen Fieldhouse (16,300)
Monday, November 6, 2023 • 7 p.m. (CT)
McLendon Classic

Big 12 NOW on ESPN+

Play-by-Play: Steven Davis
Analyst: Wayne Simien
Sideline: Kennetra Pulliams
Producer/Director: Curtis Lorenz

JAYHAWK RADIO NETWORK

Radio: Jayhawk Radio Network
Webcast: KUAthletics.com/Radio
Play-by-Play: Brian Hanni
Analyst: Greg Gurley
Producer/Engineer: Steve Kincaid

TIPOFF

- Kansas will open up the 2023-24 season when it plays host to North Carolina Central on Nov. 6 at 7 p.m. (Central), in Allen Fieldhouse. The game will be televised on Big 12 NOW via ESPN+ with Steven Davis, Wayne Simien and Kennetra Pulliams on the broadcast.
- KU has won a mind-boggling 50-straight home openers, beginning in 1973-74 under head coach Ted Owens. KU coaches Larry Brown (5-0) and Roy Williams (15-0) never lost a home opener and Bill Self is 20-0.
- Kansas posted a 28-8 overall record in 2022-23 and won the Big 12 regular season title with a 13-5 league mark. North Carolina Central went 18-12 in 2022-23, including a 10-4 record in the Mid-Eastern Athletic Conference (MEAC) where the Eagles finished second.
- Kansas and North Carolina Central will meeting for the first time in men's basketball.
- Kansas Athletics will host the inaugural McLendon Classic over the weekend of Nov. 5-6 on the campus of the University of Kansas. In addition to the game, KU will host the McLendon Classic Community Event at the Lied Center on Sunday, Nov. 5, at 5 p.m. CT.
- Kansas returns three starters – KJ Adams Jr., Dajuan Harris Jr. and Kevin McCullar Jr. – and eight letterwinners from last season. KU welcomes nine newcomers, including the 2023-24 coaches' Big 12 Preseason Player of the Year and the Big 12 Preseason Newcomer of the Year Hunter Dickinson. Dickinson, Harris and McCullar were on the All-Big 12 Preseason team as well.
- Kansas is No. 1 in the Associated Press poll for the fourth time in poll history, with all coming four in the Bill Self era - 2004-05, 2009-10, 2018-19 and 2023-24.
- KU has been ranked in the AP top 10 in each of the last 39 polls dating back to the 2021-22 preseason poll. The 39 consecutive is the longest active streak in men's college basketball.
- Including 2023-24, Kansas has been the Big 12 coaches' choice to win the league 20 times in the 27-year history of the conference.

SERIES AT A GLANCE (STATS ARE 2022-23)

| OVERALL | FIRST MEETING |
|----------------|---------------|
| CURRENT STREAK | -- |
| LAST MEETING | -- |



| | | |
|------|-------------------|------|
| 75.4 | POINTS PER GAME | 75.6 |
| 46.8 | FG% | 46.9 |
| 34.7 | 3FG% | 36.0 |
| 72.0 | FT% | 70.2 |
| 35.9 | REBOUNDS PER GAME | 35.8 |
| 16.4 | ASSISTS PER GAME | 14.6 |
| 3.9 | BLOCKS PER GAME | 3.2 |
| 8.8 | STEALS PER GAME | 8.0 |
| 68.1 | SCORING DEFENSE | 65.9 |
| 41.5 | FG% DEFENSE | 42.5 |
| 31.0 | 3FG% DEFENSE | 30.4 |
| +1.1 | REBOUND MARGIN | +3.6 |
| 1.3 | AST-TO RATIO | 1.0 |

LAST GAME STARTERS (EXHIBITION STATS FROM FORT HAYS STATE CONTEST)

| 1 DICKINSON | 3 HARRIS | 15 MCCULLAR JR. | 24 ADAMS JR. | 25 TIMBERLAKE |
|-------------|--------------|-----------------|--------------|---------------|
| SR • CENTER | R-SR • GUARD | GR • GUARD | JR • FORWARD | GR-SR • Guard |
| MIN 26.0 | MIN 32.0 | MIN 28.0 | MIN 24.0 | MIN 15.0 |
| PPG 17.0 | PPG 7.0 | PPG 21.0 | PPG 14.0 | PPG 3.0 |
| FG% 55.5 | FG% 75.0 | FG% 60.0 | FG% 83.0 | FG% 17.0 |
| AST 3.0 | AST 8.0 | REB 6.0 | REB 4.0 | REB 3.0 |
| BLK 2.0 | STL 2.0 | STL 3.0 | AST 2.0 | AST 1.0 |

NUMERICAL ROSTER

| NO. | NAME | HT. | WT. | POS. | YR. | EXP. | HOMETOWN / HIGH SCHOOL / PREVIOUS SCHOOL |
|-----|--------------------|------|-----|------|--------|------|---|
| 1 | Hunter Dickinson | 7-2 | 260 | C | Sr. | TR | Alexandria, Va. / DeMatha Catholic HS / Michigan |
| 3 | Dajuan Harris Jr. | 6-2 | 170 | G | RS-Sr. | 3L | Columbia, Mo. / Rock Bridge HS |
| 4 | Justin Cross | 6-8 | 200 | F | Jr. | TR | Oak Park, Ill. / Oak Park River Forest HS / John A. Logan College |
| 5 | Chris Carter | 6-4 | 190 | G | Fr. | TR | Indio, Calif. / Shadow Hills HS / Cal State Northridge |
| 10 | Johnny Furphy | 6-9 | 202 | G | Fr. | HS | Melbourne, Australia / Centre of Excellence |
| 11 | Jamari McDowell | 6-4 | 180 | G | Fr. | HS | Houston, Texas / Manvel HS |
| 12 | Wilder Evers | 6-4 | 185 | G | RS-Fr. | HS | Birmingham, Ala. / Oak Mountain HS |
| 13 | Elmarko Jackson | 6-3 | 195 | G | Fr. | HS | Marlton, N.J. / South Kent School [Conn.] |
| 14 | Patrick Cassidy | 6-1 | 185 | G | Jr. | SQ | Columbus, Kan. / Columbus Unified HS |
| 15 | Kevin McCullar Jr. | 6-7 | 212 | G | Gr. | 1L | San Antonio, Texas / Wagner HS / Texas Tech |
| 20 | Michael Jankovich | 6-4 | 190 | G | S-Sr. | 4L | Dallas, Texas / Northfield Mount Hermon [Mass.] |
| 22 | Dillon Wilhite | 6-9 | 240 | F | RS-So. | 1L | San Diego, Calif. / Cathedral Catholic HS |
| 23 | Parker Braun | 6-10 | 235 | F | Gr. | TR | Burlington, Kan. / Blue Valley NW HS / Missouri / Santa Clara |
| 24 | KJ Adams Jr. | 6-7 | 235 | F | Jr. | 2L | Austin, Texas / Westlake HS |
| 25 | Nicolas Timberlake | 6-4 | 200 | G | Gr. | TR | Braintree, Mass. / Kimball Union Academy / Towson |
| 41 | Zach Clemence | 6-11 | 230 | F | Jr. | 2L | San Antonio, Texas / Sunrise Christian Academy [Kan.] |
| | Charlie McCarthy | 6-2 | 195 | G | So. | 1L | Rancho Mirage, Calif. / Shadow Hills HS |

SOCIAL

| TWITTER (X) | INSTAGRAM |
|------------------|-------------------|
| @H_Dickinson24 | hunter.dickinson1 |
| @DajuanH10 | dajuanharr1s |
| @JCross_4 | justin.cross4 |
| | chr.2 |
| @FurphyJohnny | johnnyfurphy |
| @jamari_mcdowell | _jamarii |
| @EversWilder | wilderevers |
| @ElmarkoSzn | elmarkojackson |
| @patrickcassidy | patrickcassidy14 |
| @Kevin_McCullar | kevinmccullarjr |
| @michael_jank | mjankovich |
| @dillonwilhite | dillon.wilhite |
| @kj_axt | kxadams |
| @NickJTimberlake | ntimberlake25 |
| @BIGZTEXAS | @zachery_clemence |
| | chmac.32 |

ALPHABETICAL ROSTER

| NO. | NAME | POS. | HT. | WT. | YR. | EXP. | HOMETOWN / HIGH SCHOOL / PREVIOUS SCHOOL |
|-----|--------------------|------|-----|-----|--------|------|---|
| 24 | KJ Adams Jr. | 6-7 | 235 | F | Jr. | 2L | Austin, Texas / Westlake HS |
| 23 | Parker Braun | 6-10 | 235 | F | Gr. | TR | Burlington, Kan. / Blue Valley NW HS / Missouri / Santa Clara |
| 5 | Chris Carter | 6-4 | 190 | G | Fr. | TR | Indio, Calif. / Shadow Hills HS / Cal State Northridge |
| 14 | Patrick Cassidy | 6-1 | 185 | G | Jr. | SQ | Columbus, Kan. / Columbus Unified HS |
| 41 | Zach Clemence | 6-11 | 230 | F | Jr. | 2L | San Antonio, Texas / Sunrise Christian Academy [Kan.] |
| 4 | Justin Cross | 6-8 | 200 | F | Jr. | TR | Oak Park, Ill. / Oak Park River Forest HS / John A. Logan College |
| 1 | Hunter Dickinson | 7-2 | 260 | C | Sr. | TR | Alexandria, Va. / DeMatha Catholic HS / Michigan |
| 12 | Wilder Evers | 6-4 | 185 | G | RS-Fr. | HS | Birmingham, Ala. / Oak Mountain HS |
| 10 | Johnny Furphy | 6-9 | 202 | G | Fr. | HS | Melbourne, Australia / Centre of Excellence |
| 3 | Dajuan Harris Jr. | 6-2 | 170 | G | RS-Sr. | 3L | Columbia, Mo. / Rock Bridge HS |
| 13 | Elmarko Jackson | 6-3 | 195 | G | Fr. | HS | Marlton, N.J. / South Kent School [Conn.] |
| 20 | Michael Jankovich | 6-4 | 190 | G | S-Sr. | 4L | Dallas, Texas / Northfield Mount Hermon [Mass.] |
| | Charlie McCarthy | 6-2 | 195 | G | So. | 1L | Rancho Mirage, Calif. / Shadow Hills HS |
| 15 | Kevin McCullar Jr. | 6-7 | 212 | G | Gr. | 1L | San Antonio, Texas / Wagner HS / Texas Tech |
| 11 | Jamari McDowell | 6-4 | 180 | G | Fr. | HS | Houston, Texas / Manvel HS |
| 25 | Nicolas Timberlake | 6-4 | 200 | G | Gr. | TR | Braintree, Mass. / Kimball Union Academy / Towson |
| 22 | Dillon Wilhite | 6-9 | 240 | F | RS-So. | 1L | San Diego, Calif. / Cathedral Catholic HS |

COACHING STAFF

| NAME | POSITION // YEAR AT KU | ALMA MATER // YEAR |
|-------------------|---------------------------------------|---------------------------|
| Bill Self | Head Coach // 21st | Oklahoma State // 1985 |
| Kurtis Townsend | Assistant Coach // 20th | Western Kentucky // 1982 |
| Norm Roberts | Assistant Coach // 13th | Queens College // 1987 |
| Jeremy Case | Assistant Coach // 9th | Kansas // 2007 |
| Fred Quartlebaum | Dir. of Basketball Operations // 11th | Fordham // 1989 |
| Brennan Bechard | Dir. of Scouting // 13th | Kansas // 2009 |
| Joe Dooley | Dir. of S-A Development // 12th | George Washington // 1988 |
| Dr. Ramsey Nijem | Dr. of Sport Performance // 5th | UC Santa Barbara // 2012 |
| Brady Morningstar | Video Coordinator // 3rd | Kansas // 2011 |
| Doc Sadler | Senior Advisor // 2nd | Arkansas // 1982 |

PRONUNCIATIONS

| | |
|------------------------|---------------|
| Parker BRAUN..... | Brown |
| Wilder EVERS..... | EE-vers |
| Michael JANKOVICH..... | JANK-oh-vitch |
| Dillon WILHITE..... | WILL Height |

ABOUT KANSAS

No. 1 Kansas closed out exhibition play with a 73-55 win against Fort Hays State on Nov. 1 in Allen Fieldhouse. There were 13 Jayhawks who played, including 12 who logged six or more minutes in the contest. Graduate Kevin McCullar Jr. paced the way with 21 points, while senior Hunter Dickinson posted a double-double with 17 points and 11 rebounds. Junior KJ Adams Jr. also reach double figures with 14 points. Redshirt-senior Dajuan Harris Jr. led KU with eight assists, while McCullar had a team-high three steals.

Kansas is coming off a 28-8 season in which it won the Big 12 regular-season title with a 13-5 league record. It was KU's NCAA-record 63rd conference regular-season title and 16th under head coach Bill Self in his 20 seasons at Kansas.

Kansas returns three starters – Adams, Harris and McCullar – and eight letterwinners from last season. KU welcomes nine newcomers, including the 2023-24 coaches' Big 12 Preseason Player of the Year and the Big 12 Preseason Newcomer of the Year Dickinson. Dickinson, Harris and McCullar were on the All-Big 12 Preseason team as well.

In August 2023, Kansas went 2-1 in three exhibition contests in Puerto Rico, Aug. 3-7. Dickinson led the team with 19.0 ppg and 7.0 rpg. Harris Jr. paced KU with 6.7 assists per contest and 3.6 steals per game.

With Dickinson leading the way, Kansas had four players average in double figures in Puerto Rico with McCullar at 13.6 ppg, Adams at 13.0 ppg and freshman Elmarko Jackson at 10.6 ppg. Adams shot a team-best 71.4 percent from the field, including 2-for-3 from three-point range. McCullar was second on the team with a 6.3 rebound average. Graduate Nicolas Timberlake made a team-high six threes in the three contests.

ABOUT NORTH CAROLINA CENTRAL

Located in Durham, North Carolina, North Carolina Central has six returners and 11 newcomers on a team that went 18-12 and finished second in the MEAC with a 10-4 record. The Eagles are coached by LeVelle Moton, who is 246-184 entering his 15th season at UNCC, his alma mater.

North Carolina Central is predicted to finish third in the MEAC. All five of the Eagles' starters from last season left. Seniors Ja'Darius Harris and Fred Cleveland Jr. bring back the most experience for the Eagles. Both made 29 appearances in 30 games last season. Cleveland was named to the 2023-24 All-MEAC Preseason Third Team. He was eighth in the conference in assists last season, averaging 2.8 per game.

THE KANSAS-NORTH CAROLINA CENTRAL SERIES

Kansas and North Carolina Central are meeting for the first time in men's basketball. KU is 8-0 all-time versus the current MEAC - 3-0 vs. Howard, 3-0 vs. South Carolina State, 2-0 vs. Coppin State. Howard was KU's last MEAC contest with the Jayhawks winning 96-68 on March 16, 2023, in the opening round of the NCAA Tournament in Des Moines, Iowa.

A KANSAS WIN WOULD...

Make Kansas 1-0 for the 18th time in head coach Bill Self's 21 seasons at KU ... Give Kansas its 51st-consecutive home opening victory, a streak that started in 1973-74 under then-head coach Ted Owens ... Make the Kansas-North Carolina Central series 1-0 in favor of the Jayhawks ... Make KU 9-0 all-time versus current MEAC members ... Make Kansas 1-0 in Allen Fieldhouse this season and 841-117 all-time in the venue, including 300-17 under Bill Self ... Make Self 566-132 all-time at Kansas and 773-237 overall ... Make Kansas 2,371-885 all-time.

A KANSAS LOSS WOULD...

Make Kansas 0-1 for the first time since also going 0-1 in 2020-21 ... End a 50-game home opener win streak, a run that started in 1973-74 ... Make the Kansas-North Carolina Central series 1-0 in favor of UNCC ... Make KU 8-1 versus current membership of the MEAC ... Make Kansas 0-1 in Allen Fieldhouse this season and 840-118 all-time in the venue, including 299-18 under Bill Self ... Make Self 565-133 while at Kansas and 772-238 all-time ... Make Kansas 2,370-885 all-time.

FORT HAYS STATE LEFTOVERS

- Improved Kansas to 95-11 all-time in exhibition games.
- KU extended its home exhibition winning streak to 55 games dating back to the 1994 season.
- Kansas head coach Bill Self improved to 63-4 in exhibition play while at KU, including 37-0 in Allen Fieldhouse.
- Kansas dished out 20 assists and held a 42-32 edge in rebounds.
- Senior Hunter Dickinson posted a double-double of 17 points on 5-of-9 (55.6 percent) shooting and a game-high 11 rebounds to go along with three assists and two blocked shots.
- Graduate Kevin McCullar Jr. finished with four three pointers and a game-high 21 points on 6-of-10 (60.0 percent) shooting, six rebounds and a team-high three steals.
- Junior KJ Adams Jr. had 14 points, four rebounds and two assists.
- Redshirt-senior Dajuan Harris Jr. contributed seven points, a game-high eight assists and two steals.

KANSAS TO HOST MCLENDON CLASSIC NOV. 5-6

Kansas Athletics will host the inaugural McLendon Classic over the weekend of Nov. 5-6 on the campus of the University of Kansas. On Sunday, Nov. 5, at 5 p.m. CT, KU will host the McLendon Classic Community Event at the Lied Center. The two-day recognition will conclude when Kansas basketball hosts North Carolina Central on Monday, Nov. 6, at 7 p.m. in Allen Fieldhouse.

The McLendon Classic Community Event will feature a screening of Fast Break: The Legendary John McLendon. Following the showing, there will be a round table discussion featuring KU professor and Emmy Award winning director Kevin Willmott, KU director of equity and success initiatives Melissa Peterson, North Carolina Central head coach LeVelle Moton and KU head coach Bill Self. KU professor Shawn Alexander will serve as moderator to the round table discussion, and the group will share their thoughts about the documentary while exploring the profound impact that John McLendon had on the University of Kansas, the game of basketball and society at large. The McLendon Classic Community Event is free to the public and attendees will have the option to donate resources to the NCCU Black Student-Athlete Summit Experience Fund.

The Nov. 6 basketball game will honor McLendon during the contest. Both teams' coaching staffs will wear patches and feature special pregame shooting shirts. There will be recognitions throughout the contest honoring McLendon as well as moments to highlight current affinity groups at KU that are continuing McLendon's legacy of inclusion, pro activity and perseverance.

QUICK FACTS

GENERAL INFORMATION

| | |
|---|--|
| Location | Lawrence, Kan. |
| Enrollment | 29,355 |
| Founded | 1866 |
| Nickname | Jayhawks |
| School Colors | Crimson (Pantone 186) and Blue (Pantone 293) |
| Conference | Big 12 |
| Chancellor | Douglas A. Girod |
| Athletics Director | Travis Goff |
| Deputy Athletics Director (MBB) | Sean Lester |
| Athletics Website | www.KUAthletics.com |
| Ticket Office Phone | 1.800.34.HAWKS (42957) |

HISTORY

| | |
|--|------------------|
| Seasons of Basketball | 126th in 2023-24 |
| First Season | 1888-89 |
| All-Time Record | 2,370-885 |
| Conference Regular-Season Titles (last) | 63 (2023) |
| Conference Postseason Tourn. Titles (last) | .16 (2022) |
| NCAA Tournament Appearances (last) | 50 (2023) |
| NCAA Tournament Record | .112-49 |
| NCAA Final Four Appearances (last) | .15 (2022) |
| NIT Appearances (last) | 2 (1969) |

ALLEN FIELDHOUSE

| | |
|----------------------------------|---------------------------|
| Year Opened (Seasons) | 1955 (65th season) |
| Capacity | 16,300 |
| Consecutive Sellouts | 352 games (Since 2001-02) |
| All-Time Record | 840-117 |
| Record under Bill Self | 299-17 |

COACHING STAFF

| | |
|---------------------------|------------------------------------|
| Head Coach | Bill Self (Oklahoma State, '85) |
| Record at KU | .565-132 (21st season) |
| Overall Record | 772-237 (31st season) |
| Assistant Coach | Kurtis Townsend (W. Kentucky, '82) |
| | 20th season |
| Assistant Coach | Norm Roberts (Queens College, '87) |
| | 13th season |
| Assistant Coach | Jeremy Case (Kansas, '07) |
| | 10th season |

2022-23 REVIEW

| | |
|---|------------|
| Overall Record | 28-8 |
| Big 12 Record (Finish) | 13-5 (1st) |
| Home Record | 15-1 |
| Road Record | 7-4 |
| Neutral Record | 6-3 |
| Big 12 Championship | 2-1 |
| NCAA Tournament | 1-1 |
| Associated Press Poll Ranking (final) | 4 |
| USA TODAY Coaches' Poll Ranking (final) | 11 |

2023-24 TEAM INFORMATION

| | |
|--|-------|
| Letterwinners Returning / Lost | 8 / 9 |
| Starters Returning / Lost | 3 / 2 |
| Newcomers | 9 |

COMMUNICATIONS

| | |
|--|----------------------|
| Daniel Berk . Associate AD - Public Relations and Strategic Communications | |
| Phone | 785.312.2159 |
| Email | dberk@ku.edu |
| Chris Theisen . Assistant AD Communications (MBB) | |
| Phone | 785.331.9356 |
| Email | theisen@ku.edu |
| Max Aebersold . Communications Graduate Assistant (MBB) | |
| Phone | 913.991.2711 |
| Email | max.aebersold@ku.edu |
| Hope Brown . Social Media Manager (MBB) | |
| Phone | 785.393.9526 |
| Email | hopebrown@ku.edu |

| | |
|-----------------------------|-----------------------------------|
| Mailing Address | Kansas Athletics Communications |
| | 1651 Naismith Drive, Parrott 1400 |
| | Lawrence, KS 66045-4069 |
| Main Office Phone | 785.864.3417 |
| Twitter/Instagram | @KUHoops |
| Facebook | /KansasBasketball |
| Hashtags | #KUbball #RockChalk #PayHeed |

2023-24 ACCOLADES

TEAM

Preseason No. 1 in Associated Press Poll
 Preseason No. 1 in USA TODAY Coaches Poll
 Preseason No. 1 in Big 12 Conference Coaches' Poll

HUNTER DICKINSON

Preseason NABC Division I Player of the Year (1 of 20)
 Kareem Abdul Jabbar Center Award Watch List (1 of 20)
 Associated Press Preseason All-America
 CBS Sports Preseason All-America
 FOX Sports Preseason All-America
 Preseason Big 12 Player of the Year
 Preseason Big 12 Newcomer of the Year
 Preseason All-Big 12 First Team

JOHNNY FURPHY

Julius Erving Small Forward Award Watch List (1 of 20)

DAJUAN HARRIS JR.

Bob Cousy Point Guard of the Year Award Watch List (1 of 20)
 Preseason All-Big 12 First Team

KEVIN MCCULLAR JR.

Jerry West Shooting Guard of the Year Award Watch List (1 of 20)
 Preseason All-Big 12 Honorable Mention

ASSOCIATED PRESS (AP)

OCT. 16, 2023 (PRESEASON)

| RANK | SCHOOL (FIRST PLACE VOTES) | RECORD | POINTS |
|------|----------------------------|--------|--------|
| 1 | Kansas (46) | 0-0 | 1548 |
| 2 | Duke (11) | 0-0 | 1466 |
| 3 | Purdue (3) | 0-0 | 1436 |
| 4 | Michigan State (1) | 0-0 | 1346 |
| 5 | Marquette | 0-0 | 1283 |
| 6 | UConn (2) | 0-0 | 1243 |
| 7 | Houston | 0-0 | 1117 |
| 8 | Creighton | 0-0 | 1099 |
| 9 | Tennessee | 0-0 | 1032 |
| 10 | Florida Atlantic | 0-0 | 1011 |
| 11 | Gonzaga | 0-0 | 830 |
| 12 | Arizona | 0-0 | 776 |
| 13 | Miami | 0-0 | 750 |
| 14 | Arkansas | 0-0 | 685 |
| 15 | Texas A&M | 0-0 | 597 |
| 16 | Kentucky | 0-0 | 530 |
| 17 | San Diego State | 0-0 | 529 |
| 18 | Texas | 0-0 | 493 |
| 19 | North Carolina | 0-0 | 474 |
| 20 | Baylor | 0-0 | 431 |
| 21 | USC | 0-0 | 427 |
| 22 | Villanova | 0-0 | 395 |
| 23 | Saint Mary's | 0-0 | 335 |
| 24 | Alabama | 0-0 | 163 |
| 25 | Illinois | 0-0 | 104 |

OTHERS RECEIVING VOTES: Wisconsin 53, Colorado 49, St. John's 47, UCLA 47, Maryland 34, Virginia 27, Auburn 27, TCU 24, Mississippi State 20, Kansas State 13, Xavier 8, Memphis 7, Missouri 6, Boise State 4, Indiana 3, Charleston 2, Florida 2, Drake 1, New Mexico 1

USA TODAY (COACHES)

OCT. 16, 2023 (PRESEASON)

| RANK | SCHOOL (FIRST PLACE VOTES) | RECORD | POINTS |
|------|----------------------------|--------|--------|
| 1 | Kansas (23) | 0-0 | 785 |
| 2 | Purdue (5) | 0-0 | 742 |
| 3 | Duke (3) | 0-0 | 716 |
| 4 | Michigan State | 0-0 | 667 |
| 5 | UConn (1) | 0-0 | 626 |
| 6 | Houston | 0-0 | 615 |
| 7 | Marquette | 0-0 | 614 |
| 8 | Creighton | 0-0 | 552 |
| 9 | Florida Atlantic | 0-0 | 548 |
| 10 | Tennessee | 0-0 | 496 |
| 11 | Arizona | 0-0 | 449 |
| 12 | Gonzaga | 0-0 | 407 |
| 13 | Miami | 0-0 | 390 |
| 14 | Arkansas | 0-0 | 315 |
| 15 | San Diego State | 0-0 | 277 |
| 16 | Kentucky | 0-0 | 261 |
| 17 | Baylor | 0-0 | 258 |
| 18 | Texas | 0-0 | 251 |
| 19 | Texas A&M | 0-0 | 231 |
| 20 | Villanova | 0-0 | 217 |
| 21 | North Carolina | 0-0 | 197 |
| 22 | USC | 0-0 | 176 |
| 23 | Saint Mary's | 0-0 | 147 |
| 24 | Alabama | 0-0 | 142 |
| 25 | UCLA | 0-0 | 52 |

OTHERS RECEIVING VOTES: Illinois 45, Wisconsin 43, Maryland 29, TCU 26, Colorado 21, Xavier 17, Ohio State 16, St. John's 13, Virginia 13, Kansas State 8, Indiana 7, Washington 5, Florida 5, Auburn 5, Missouri 4, Oregon 3, Memphis 3, Mississippi State 2, Iowa State 2, Boise State 1, Yale 1

WEEK-BY-WEEK RANKINGS

| WEEK | AP | COACHES | NCAA NET |
|-----------|--------|---------|----------|
| Preseason | 1 (46) | 1 (23) | - |

() - First place votes in parenthesis

RANKINGS BREAKDOWN

| | AP | COACHES |
|---------------------|------------------|-------------|
| Weeks in Top 25 | 839 (354) | 614 (370) |
| Weeks in Top 10 | 619 (277) | 490 (287) |
| Weeks in Top 5 | 377 (172) | 328 (182) |
| Weeks at No. 1 | 75 (35) | 67 (36) |
| Current Consecutive | | |
| Weeks in Top 25 | 41 (41) | 40 (41) |
| Most Consecutive | | |
| Weeks in Top 25 | 231* (231*) | 238* (238*) |
| Most Consecutive | | |
| Weeks at No. 1 | 15 (9) | 15 (9) |
| W-L vs Top 25 | 252-209 (121-65) | - |
| Home vs Top 25 | 104-51 (58-10) | - |
| Away vs Top 25 | 56-84 (27-29) | - |
| Neutral vs Top 25 | 91-74 (35-26) | - |
| W-L vs Top 10 | 108-115 (48-28) | - |
| Home vs Top 10 | 40-33 (20-4) | - |
| Away vs Top 10 | 22-39 (11-10) | - |
| Neutral vs Top 10 | 46-43 (17-14) | - |

() - Bill Self era in parenthesis
 * Longest in the NCAA DI history

2022-23 BIG 12 STANDINGS (FINAL)

| Team | BIG 12 | | | | | OVERALL | | | | | |
|----------------|-------------|-------------|------------|------------|-----------|-------------|-------------|-------------|------------|------------|-----------|
| | Record | Pct | Home | Away | Streak | Record | Pct | Home | Away | Neutral | Streak |
| KANSAS | 13-5 | .722 | 8-1 | 5-4 | L1 | 28-8 | .778 | 15-1 | 7-4 | 6-3 | L1 |
| Texas | 12-6 | .667 | 8-1 | 4-5 | W1 | 29-9 | .763 | 17-1 | 4-6 | 8-2 | L1 |
| Kansas State | 11-7 | .611 | 8-1 | 3-6 | L1 | 26-10 | .722 | 15-1 | 4-7 | 7-2 | L1 |
| Baylor | 11-7 | .611 | 6-3 | 5-4 | L1 | 23-11 | .676 | 14-3 | 5-5 | 4-3 | L1 |
| Iowa State | 9-9 | .500 | 6-3 | 3-6 | W1 | 19-14 | .576 | 13-3 | 3-8 | 3-3 | L2 |
| TCU | 9-9 | .500 | 6-3 | 3-6 | L1 | 22-13 | .629 | 13-4 | 3-7 | 6-2 | L1 |
| Oklahoma State | 8-10 | .444 | 5-4 | 3-6 | W1 | 20-16 | .556 | 12-6 | 6-7 | 2-3 | L1 |
| West Virginia | 7-11 | .389 | 5-4 | 2-7 | W2 | 19-15 | .559 | 13-4 | 3-8 | 3-3 | L2 |
| Texas Tech | 5-13 | .278 | 3-6 | 2-7 | L3 | 16-16 | .500 | 11-6 | 3-7 | 2-3 | L4 |
| Oklahoma | 5-13 | .278 | 3-6 | 2-7 | W1 | 15-17 | .469 | 9-7 | 2-8 | 4-2 | L1 |

JAYHAWKS NO. 1 IN PRESEASON POLLS

Kansas enters the 2023-24 season No. 1 in both the Associated Press and USA Today Coaches' polls. This marks the fourth time KU has been No. 1 in the preseason AP poll with all four in the Bill Self era - 2004-05, 2009-10, 2018-19 and 2023-24. This is the fifth time in the coaches' poll that the Jayhawks have been No. 1 in the preseason poll with four in the Self era - 1996-97, 2004-05, 2009-10, 2018-19 and 2023-24.

Under 21st-year and Hall of Fame head coach Bill Self, this is the 18th time that Kansas entered the season ranked seventh or higher in the Associated Press preseason poll. Historically, the No. 1 ranking marks the 26th time since the 1992-93 season that Kansas will enter the season seventh or higher.

Kansas could possibly play 10 games against teams ranked in the preseason Associated Press Top 25. KU will play against No. 6 UConn, No. 7 Houston, No. 16 Kentucky, No. 18 Texas and No. 20 Baylor (twice). KU could also play No. 3 Purdue, No. 5 Marquette, and No. 11 Gonzaga in the Maui Invitational, Nov. 20-22, in Honolulu.

The No. 1 ranking marked the 10th-straight year Kansas has entered the season No. 5 or higher in the coaches' poll dating back to 2014-15. Additionally, it is the 18th time in the Self era the Jayhawks have been preseason seventh or higher, including each of the last 12 seasons.

AP Weekly Appearance Streaks: Top 10 / Active only

| Rk | Team | Polls | First |
|----|---------------|-----------|-------------|
| 1. | KANSAS | 39 | 2022 |
| 2. | Houston | 20 | 2023 |
| 3. | Purdue | 17 | 2023 |
| 4. | Marquette | 5 | 2023 |
| 5. | UConn | 2 | 2023 |

KU PICKED FIRST IN THE PRESEASON BIG 12 POLL

For the 20th time in the 27-year history of the coaches' preseason Big 12 poll, Kansas has been selected as the favorite to win the league as the preseason poll was announced Oct. 13.

For the 2023-24 poll, KU collected 12 of a possible 14 first-place votes and finished with a total of 168 points. Houston received two first-place nods and was second with 153 points. Texas was third with 143 points, while Baylor was fourth with 137 points and TCU fifth with 113 points to round out the top five.

2023-24 Big 12 Preseason Poll

Place. Team (first-place votes) - points

1. KANSAS (12) - 168
2. Houston (2) - 153
3. Texas - 143
4. Baylor - 137
5. TCU - 113
6. Kansas State - 106
7. Iowa State - 95
8. Texas Tech - 80
9. West Virginia - 70
10. Oklahoma State - 57
11. Cincinnati - 55
12. Oklahoma - 54
13. BYU - 29
14. UCF - 14

PRESEASON ALL-BIG 12

Kansas men's basketball senior Hunter Dickinson, redshirt-senior Dajuan Harris Jr. and graduate Kevin McCullar Jr. were named to the 2023-24 Preseason All-Big 12 Team as voted on by the league coaches, the conference announced Oct. 12.

Dickinson is the Big 12 Preseason Player of the Year and the Big 12 Newcomer of the Year, becoming the first player in conference history to earn both honors in the same season. Dickinson is joined on the Preseason All-Big 12 First Team by Harris, while McCullar is an honorable mention honoree.

Historically, Dickinson is the 11th Jayhawk to collect the preseason player of the year award and the fifth to earn preseason newcomer. Kansas has had at least one player on the Preseason All-Big 12 First Team in all but two of the 28 seasons the conference has existed, since 1996-97. Dickinson and Harris are the 39th and 40th Jayhawks to be listed on the preseason all-league first team.

DICKINSON ON THE PRESEASON NABC WATCH LIST

Kansas senior Hunter Dickinson was one of 20 players named to the 2024 NABC Division I Player of the Year Watch List, the National Association of Basketball Coaches (NABC) announced Nov. 2. The 2024 NABC Division I Player of the Year - selected by a vote of Division I head coaches - will be announced the week of the 2024 Men's Final Four.

FOUR JAYHAWKS ARE ON STARTING FIVE WATCH LISTS

In October, the Naismith Memorial Basketball Hall of Fame announced watch lists for its "Starting Five" for the 2023-24 season. Four Jayhawks were among the 20 watch list honorees with Dajuan Harris Jr. on the Bob Cousy Point Guard Award, Kevin McCullar Jr. on the Jerry West Shooting Guard Award, Johnny Furphy on the Julius Erving Small Forward Award and Hunter Dickinson on the Kareem Abdul-Jabbar Center Award.



NCAA TOP-150

BIG 12

2022-23 STAT RANKINGS

FINAL

| | STAT | NCAA | BIG 12 |
|-------------------|------|------|--------|
| W-L% | 77.8 | 16 | 1 |
| SCORING | 75.4 | 85 | 5 |
| SCORING DEFENSE | 68.1 | 115 | 5 |
| SCORING MARGIN | 7.4 | 51 | 2 |
| REBOUNDING | 35.9 | 101 | 2 |
| REBOUNDING MARGIN | 1.1 | 167 | 6 |
| ASSISTS | 16.4 | 15 | 2 |
| ASSIST-TO RATIO | 1.3 | 42 | 3 |
| TURNOVER MARGIN | 2.0 | 53 | 4 |
| STEALS | 8.8 | 17 | 1 |
| BLOCKED SHOTS | 3.9 | 83 | 3 |
| FG% | 46.8 | 50 | 2 |
| FG% DEFENSE | 41.5 | 53 | 2 |
| 3FG MADE | 7.0 | 217 | 7 |
| 3FG% | 34.7 | 150 | 5 |
| 3FG% DEFENSE | 31.0 | 37 | 3 |
| FT% | 72.0 | 165 | 7 |

INDIVIDUAL (ALL GAMES)

SCORING

| | | | |
|--------------|------|-----|----|
| Jalen Wilson | 20.1 | 26 | 1 |
| Gradey Dick | 14.1 | 343 | 12 |

REBOUNDING

| | | | |
|--------------------|-----|-----|---|
| Jalen Wilson | 8.2 | 75 | 1 |
| Kevin McCullar Jr. | 7.0 | 165 | 4 |

FIELD GOAL PERCENTAGE (MIN. 5.0 FGM/G)

| | | | |
|--------------|------|-----|---|
| Jalen Wilson | 43.0 | 251 | 7 |
|--------------|------|-----|---|

3-POINT FG PERCENTAGE (MIN. 2.0 FGM/G)

| | | | |
|-------------|------|----|----|
| Gradey Dick | 40.3 | -- | -- |
|-------------|------|----|----|

3-POINT FIELD GOALS MADE

| | | | |
|--------------|-----|-----|----|
| Gradey Dick | 2.3 | 152 | 7 |
| Jalen Wilson | 1.9 | 279 | 12 |

FREE THROW PERCENTAGE (MIN. 2.5 FTM/G)

| | | | |
|--------------------|------|-----|----|
| Jalen Wilson | 79.9 | 195 | 6 |
| Kevin McCullar Jr. | 76.1 | 298 | 11 |

ASSISTS

| | | | |
|---------------|-----|---|---|
| Dajuan Harris | 6.2 | 9 | 2 |
|---------------|-----|---|---|

STEALS

| | | | |
|--------------------|-----|----|---|
| Dajuan Harris | 2.1 | 22 | 3 |
| Kevin McCullar Jr. | 2.0 | 33 | 4 |

BLOCKED SHOTS

| | | | |
|--------------|-----|-----|----|
| KJ Adams Jr. | 0.8 | 327 | 11 |
|--------------|-----|-----|----|

ASSIST-TO-TURNOVER RATIO (MIN. 3 AST/G AVG)

| | | | |
|---------------|-----|---|---|
| Dajuan Harris | 3.1 | 7 | 1 |
|---------------|-----|---|---|

DOUBLE-DOUBLES

| | | | |
|--------------------|----|-----|---|
| Jalen Wilson | 12 | 33 | 1 |
| Kevin McCullar Jr. | 7 | 107 | 3 |

KU BY THE NUMBERS

| | |
|--------------|--|
| 13 | Consecutive league regular-season titles - 2005-06-07-08-09-10-11-12-13-14-15-16-17, a KU record and tied for the longest in NCAA history. |
| 15 | 30+ win seasons |
| 18 | Streaks of 10 or more consecutive wins in the Bill Self era, including two in 2022-23. Eight of those have been 15+ win streaks. |
| 20 | Big 12 Conference regular-season championships for KU in the league's 27-year existence. Includes 2022-23 |
| 20 | Undefeated home seasons at Allen Fieldhouse, including 2007-08, 2008-09, 2009-10, 2011-12, 2014-15, 2015-16 and 2018-19 under Bill Self. |
| 21 | Times a KU player or coach has been inducted into the Naismith Basketball Hall of Fame, which includes current head coach Bill Self in 2017. |
| 23 | Or more victories for Kansas in 31 of the last 33 seasons beginning in 1989-90. |
| 26 | Championships for Kansas in the Bill Self era - 16 Big 12 regular-season titles, eight Big 12 postseason championships and two NCAA. |
| 28 | Kansas has won 10 or more league games in 28 of the last 29 seasons, starting in 1995. KU has won 10+ league games 59 times overall. |
| 31 | Consensus All-America First Team selections, the most of any NCAA Division I school, including Ochai Agbaji in 2021-22. |
| 32 | Beginning in 1990, KU has made the NCAA Tournament 32 times in the last 33 tournaments. |
| 34 | Beginning in 1989-90, Kansas has won 20 or more games in 33 of the last 34 seasons. |
| 35 | Consecutive seasons KU has led its conference in home attendance, beginning in 1986-87, excluding 2020-21 due to COVID, includes 2022-23. |
| 63 | Conference regular-season championships, most in NCAA Division I, including 2022-23. |
| 130.4 | Decibels reached inside of Allen Fieldhouse on Feb. 13, 2017, when the arena broke the Guinness Book of World Records mark for loudest crowd roar at an indoor sports event. |
| 231 | An NCAA record for consecutive weeks Kansas was ranked in the AP top 25. The streak began 2.2.2009, and spanned 433 games, and ended 2.1.2020. |
| 352 | Consecutive sellouts in Allen Fieldhouse, dating back to 2001-02. This includes the 2,500 capacity for 2020-21. |
| 565 | Wins for Bill Self in his 20 seasons at Kansas. He is the second-winningest coach in KU history (Phog Allen, 590-219, 1907-09; 1919-56) |
| 840 | All-time Kansas victories inside Allen Fieldhouse. The historic building opened in 1955 and KU holds a 840-117 record in its home venue. |
| 2,370 | All-Time victories, the second most in NCAA Division I Men's Basketball. |

A national committee of top college basketball personnel determined the watch lists of 20 candidates for every starting five.

College basketball fans are encouraged to participate in Fan Voting presented by Dell Technologies in each of the three rounds. In late January, the watch list of 20 players for each honor will be narrowed to 10 and then in late February to five. In March, the Hall of Fame's selection committee will determine the winners.

Historically, Kansas' Jalen Wilson was the 2023 Julius Erving Award recipient and Jayhawk Frank Mason III won the 2017 Bob Cousy Award.

RAISING FUNDS FOR MAUI

Kansas Athletics is partnering with the Maui Invitational Hoops for 'Ohana online auction in conjunction with the Hawai'i Community Foundation's Maui Strong Fund, which is dedicated to providing financial resources for rapid response and recovery for the devastating wildfires on Maui. Fans will have the opportunity to bid on the jerseys worn by the men's basketball team from Oct. 29 and additional experiences and merchandise donated by Kansas Athletics. All proceeds will benefit the Maui Strong Fund. You can visit mauiinvitational.com/hoopsforohana and the auction will remain open Oct. 29 through Nov. 22, 2023.

TWELVE JAYHAWKS ON NBA OPENING DAY ROSTERS

There were 12 Jayhawks on 2022-23 NBA opening-day rosters.

Jayhawks on 2023-24 NBA Opening Day Rosters

- Ochai Agbaji – Utah Jazz
- Udoka Azubuike – Phoenix Suns
- Christian Braun – Denver Nuggets
- Gradey Dick – Toronto Raptors
- Joel Embiid – Philadelphia 76ers
- Devonte' Graham – San Antonio Spurs
- Marcus Morris – Los Angeles Clippers
- Markieff Morris – Dallas Mavericks
- Sviatoslav Mykhailiuk – Boston Celtics
- Kelly Oubre, Jr. – Philadelphia 76ers
- Andrew Wiggins – Golden State Warriors
- Jalen Wilson – Brooklyn Nets

BRAUN WINS NBA TITLE

Former Kansas guard Christian Braun became the 15th Jayhawk to win an NBA title, when the Denver Nuggets defeated the Miami Heat last June.

Braun played three seasons at Kansas from 2019-20 to 2021-22. In 2020, the Burlington, Kansas, native was named to the Big 12 All-Freshman Team and he was a 2021 all-conference honorable mention selection the following season. In Kansas' 2022 NCAA National Championship season, Braun averaged 14.1 points and 6.5 rebounds per game. The two-time Academic All-Big 12 First Team selection was an all-league second-team selection, and was on the all-tournament teams for the Big 12 Championship and the NCAA Tournament Midwest Regional. In his three seasons at KU, Braun played in 101 games with 74 starts and had 1,018 career points, 506 rebounds, 183 assists and 97 steals.

Braun is the fifth player in NBA history to win an NCAA title and an NBA title in back-to-back seasons. He joins Bill Russell (1956 San Francisco; 1957 Boston Celtics), Henry Bibby (1972 UCLA; 1973 New York Knicks), Magic Johnson (1979 Michigan State, 1980 L.A. Lakers) and Billy Thompson (1986 Louisville; 1987 L.A. Lakers).

With the addition of Braun, there have been 15 Jayhawks who have won 20 NBA titles during their professional careers. Braun becomes the seventh Jayhawk under head coach Bill Self to win an NBA title. He joins Wayne Simien (2006), Mario Chalmers (2012, 2013), Brandon Rush (2015), Sasha Kaun (2016), Markieff Morris (2020) and Andrew Wiggins (2022).

Braun is the fifth Kansas player to have won both an NCAA and NBA title and the fourth under Self. He joins Clyde Lovellette (1952 NCAA title), Chalmers, Rush and Kaun, who were members of the 2008 NCAA National Championship team.

NBA Champion Jayhawks (*Finals Most Valuable Player)

Clyde Lovellette (1950-52 at KU)
1954 – Minneapolis Lakers
1963, 1964 – Boston Celtics

Maurice King (1955-57 at KU)
1960 – Boston Celtics

Wilt Chamberlain (1957-58 at KU)
1967 – Philadelphia 76ers
*1972 – L.A. Lakers

Jo Jo White (1966-69 at KU)
1974, *1976 – Boston Celtics

Bill Bridges (1959-61 at KU)
1975 – Golden State Warriors

Wayne Simien (2002-05 at KU)
2006 – Miami Heat

Jacque Vaughn (1994-97 at KU)
2007 – San Antonio Spurs

Paul Pierce (1996-98 at KU)
*2008 – Boston Celtics

Scot Pollard (1994-97 at KU)
2008 – Boston Celtics

Mario Chalmers (2006-08 at KU)
2012, 2013 – Miami Heat

Brandon Rush (2006-08 at KU)
2015 – Golden State Warriors

Sasha Kaun (2005-08 at KU)
2016 – Cleveland Cavaliers

Markieff Morris (2009-11 at KU)
2020 – Los Angeles Lakers

Andrew Wiggins (2014 at KU)
2022 – Golden State Warriors

Christian Braun (2020-22 at KU)
2023 – Denver Nuggets

THIS DAY IN KANSAS BASKETBALL HISTORY

NOVEMBER

6

Nov. 6, 1999: The highly-touted recruiting class of Kirk Hinrich, Nick Collison and Drew Gooden made their Kansas debut in a 124-101 exhibition victory over the California All-Stars. Seven players, including all three freshmen, scored in double figures in this shootout. The Jayhawks led by only six at halftime, but came out with a 21-8 run to open the second half. The 1999 freshmen class would go on to become one of the most productive classes in school history, with all three members scoring at least 1,500 points in their careers.

KANSAS VS. TOP-25 TEAMS

No. 7 Texas (March 11, 2023) was the 14th Associated Press top-25 ranked team Kansas played in 2022-23. KU was 7-7 against AP ranked foes in 2022-23, including 4-2 versus top 10 teams. KU played 12 Associated Press-ranked opponents during the 2021-22 season and went 8-4 versus those teams. Eleven of the last 14 and 17 of Kansas' last 23 losses have been to ranked foes. In 2019-20, KU went 4-3 against top-25 teams. In the Bill Self era, KU is 120-70 against AP-ranked opponents, including 47-28 versus Top-10 foes. In that span, Self's KU teams have collected seven or more wins against ranked foes in each of the last three and four of the last five seasons.

Kansas' record against top-10 ranked opponents is even more impressive. KU is 21-13 against foes ranked inside the top-10 of the AP poll since 2013-14. Since Bill Self's first season, 2003-04, the Jayhawks are 18-4 against AP top-10 teams inside Allen Fieldhouse, 9-1 versus top-five opponents.

KU VS. ASSOCIATED PRESS TOP-25 TEAMS UNDER BILL SELF

| SEASON | RECORD | VS. TOP-10 |
|--------------|---------------|--------------|
| 2022-23 | 7-7 | 4-2 |
| 2021-22 | 8-4 | 2-1 |
| 2020-21 | 8-7 | 3-3 |
| 2019-20 | 4-3 | 1-2 |
| 2018-19 | 8-4 | 2-1 |
| 2017-18 | 3-4 | 1-1 |
| 2016-17 | 6-3 | 5-1 |
| 2015-16 | 12-4 | 4-1 |
| 2014-15 | 10-6 | 0-1 |
| 2013-14 | 7-2 | 3-0 |
| 2012-13 | 5-2 | 2-1 |
| 2011-12 | 7-5 | 6-4 |
| 2010-11 | 5-1 | 1-1 |
| 2009-10 | 8-1 | 2-0 |
| 2008-09 | 3-3 | 1-2 |
| 2007-08 | 5-2 | 3-0 |
| 2006-07 | 5-2 | 2-2 |
| 2005-06 | 3-3 | 1-2 |
| 2004-05 | 4-2 | 3-1 |
| 2003-04 | 2-5 | 1-2 |
| TOTAL | 120-70 | 47-28 |

CLOSE CALLS

In 2022-23, Kansas had 11 games decided by five points or less and/or in overtime. KU went 9-2 in those contests. In Kansas' 2021-22 national championship season, KU also played 11 games with the outcome being decided by five points or less or in overtime. The Jayhawks went 9-2 in those contests.

KANSAS RECORD IN GAMES DECIDED BY 5 OR FEWER POINTS, OR OVERTIME UNDER BILL SELF

| Season | W-L | Pct | Home* | Neut. | Road |
|----------------|---------------|-------------|--------------|--------------|--------------|
| 2003-04 | 2-3 | .400 | 1-1 | 0-2 | 1-0 |
| 2004-05 | 6-5 | .545 | 5-1 | 0-2 | 1-2 |
| 2005-06 | 2-6 | .250 | 1-2 | 1-3 | 0-1 |
| 2006-07 | 7-2 | .778 | 2-1 | 3-0 | 2-1 |
| 2007-08 | 5-2 | .714 | 1-0 | 2-0 | 2-2 |
| 2008-09 | 1-4 | .200 | 1-1 | 0-2 | 0-1 |
| 2009-10 | 5-1 | .833 | 1-0 | 1-1 | 3-0 |
| 2010-11 | 8-0 | 1.000 | 3-0 | 1-0 | 4-0 |
| 2011-12 | 6-1 | .857 | 1-0 | 4-0 | 1-1 |
| 2012-13 | 6-3 | .667 | 1-1 | 0-2 | 5-0 |
| 2013-14 | 4-5 | .444 | 1-1 | 2-2 | 1-2 |
| 2014-15 | 8-5 | .615 | 3-0 | 2-1 | 3-4 |
| 2015-16 | 4-1 | .800 | 2-0 | 1-1 | 1-0 |
| 2016-17 | 9-3 | .750 | 3-1 | 1-2 | 5-0 |
| 2017-18 | 11-2 | .846 | 1-1 | 1-0 | 3-1 |
| 2018-19 | 10-2 | .833 | 5-0 | 2-0 | 3-2 |
| 2019-20 | 5-2 | .714 | 1-0 | 1-1 | 3-1 |
| 2020-21 | 6-2 | .750 | 4-0 | 1-0 | 1-2 |
| 2021-22 | 9-2 | .818 | 5-0 | 1-1 | 3-1 |
| 2022-23 | 9-2 | .818 | 5-0 | 2-1 | 2-1 |
| TOTALS: | 117-53 | .688 | 47-10 | 26-21 | 44-22 |

(*Includes Allen Fieldhouse and Kansas City designated home contests; source: StatsPass)

WINNING THE BIG 12 NO CAKEWALK

If you think KU's success in the Big 12 is due to playing in a non-competitive conference, think again. The stats show that this is anything but the case. Over the last 19 seasons, the Big 12 has proven to be one of the toughest leagues in the NCAA, making KU's run of 15 league titles since 2004 even more impressive.

Beginning in the 2003-04 season, the Big 12 has ranked as the nation's No. 1 conference in the RPI/NET rankings six times and in the top-three on 11 occasions. The Big 12 was the only league that ended the 2020-21 season with seven teams and 70 percent of its membership in the top 36 of the NCAA NET ratings.

The stoutness of the league is also highlighted by KU's strength of schedule during this stretch, which has been among the toughest every season. The Jayhawks have posted a top-10 strength of schedule 13 times in Bill Self's 20 years at KU, which includes the nation's strongest schedule six times - 2004-05, 2013-14, 2014-15, 2018-19 and last season in 2022-23.

Pay Heed, All Who Enter:
BEWARE OF "THE PHOG"

NATIONAL CHAMPIONS

1922, 1923, 1952, 1988, 2008, 2022

BIG 12 CHAMPIONS

1997*, 1998*, 1999^, 2002, 2003, 2005, 2006*, 2007*, 2008*, 2009, 2010*, 2011*, 2012, 2013*, 2014, 2015, 2016*, 2017, 2020, 2022*, 2023

Regular season titles listed
* - Regular season & tournament champions
^ - Tournament champions only

- Kansas has 2,370 all-time victories which is the second most in NCAA Division I men's basketball history.
- Under Bill Self, Kansas has won 16 regular-season Big 12 championships with just 17 losses at Allen Fieldhouse.
- KU has held opponents to fewer than 100 points in 764 of its last 767 games. The last team to score 100 on Kansas in a 40-minute game was Gonzaga (102-90) on 11.26.2020 with the previous being Oklahoma (100-78) on 2.27.1990.
- Kansas set the NCAA DI record for being ranked in the Associated Press poll at 231 consecutive weeks from Feb. 2, 2009 until Feb. 1, 2021. KU's stretch consisted of 433 games of being ranked.
- KU has won at least 12 league games for 23 of the last 24 seasons.
- Each four-year KU senior class since 1986-87 has won at least 100 games. The current KU four-year players - graduate Michael Jankovich and redshirt senior Dajuan Harris Jr. - have won 83.
- Kansas is the only team in the Big 12 to have a .500 winning percentage or better series record against every league foe.
- KU is the only Big 12 school to have won a regular-season championship with two different coaches (Roy Williams and Bill Self).
- Kansas is first in the conference in wins with a 365-86 record in Big 12 regular-season games. Texas is next at 275-179. Including the league postseason championship, Kansas is top at 417-99, while Texas is second at 304-201.
- Under Bill Self, Kansas is 157-11 (93.5%) in Big 12 home games: 8-0 in 2004, 7-1 in 2005, 7-1 in 2006, 7-1 in 2007, 8-0 in 2008, 8-0 in 2009, 8-0 in 2010, 7-1 in 2011, 9-0 in 2012, 8-1 in 2013, 9-0 in 2014, 9-0 in 2015, 9-0 in 2016, 8-1 in 2017, 3-2 in 2018, 9-0 in 2019, 8-1 in 2020, 8-1 in 2020-21, 9-0 in 2021-22 and 8-1 in 2022-23.

JAYHAWKS ON NBA ROSTERS (12)

Ochai Agbaji – Utah Jazz
 Udoka Azubuike – Phoenix Suns
 Christian Braun – Denver Nuggets
 Grady Dick – Toronto Raptors
 Joel Embiid – Philadelphia 76ers
 Devonte' Graham – San Antonio Spurs
 Marcus Morris – Los Angeles Clippers
 Markieff Morris – Dallas Mavericks
 Sviatoslav Mykhailiuk – Boston Celtics
 Kelly Oubre, Jr. – Philadelphia 76ers
 Andrew Wiggins – Golden State Warriors
 Jalen Wilson – Brooklyn Nets

MEDIA INFORMATION

Hawk Talk Radio Show

Hawk Talk, Bill Self's radio show, airs weekly during the season from 6-7 p.m. Central on most Jayhawk Radio Network stations. Originating from Johnny's in west Lawrence, the remaining dates for Hawk Talk are Nov. 7, 29; Dec. 4, 13, 18; Jan. 2, 8, 17, 23, 29; Feb. 7, 13, 19, 26; March 6, 11. There will also be a post-season show.

Pre-Game Press Conferences

Kansas men's basketball will preview upcoming opponents with press conferences throughout the 2023-24 season. The remaining schedule is: Nov. 9, 16, 27, 30; Dec. 4, 7, 14, 20, 28; Jan. 4, 8, 11, 16, 18, 25, 29; Feb. 1, 8, 15, 22, 26, 29; March 4, 7, 11, 17.

JAYHAWK IMG RADIO NETWORK

AFFILIATES

| | |
|----------------|---------------|
| Abilene/Salina | KDJM-101.7 FM |
| Coffeyville | KGGF-104.1 FM |
| Concordia | KNCK-94.9 FM |
| Dodge City | KGNO-1370 AM |
| Emporia | KVOE-1400 AM |
| Fort Scott | KMDO-1400 AM |
| Fort Scott | KOMB-103.9 FM |
| Garden City | KBUF-1030 AM |
| Glen Elder | KZDY-96.3 FM |
| Goodland/Colby | KWGB-97.9 FM |
| Great Bend | KBGL-106.9 FM |
| Hays | KAYS-1400 AM |
| Hutchinson | KSKU-94.7 FM |
| Iola | KIOL-1370 AM |
| Kansas City | KCTE-1510 AM |
| Kansas City | KCTE-99.3 FM |
| Kansas City | WHB-810 AM |
| Lawrence | KLWN-1320 AM |
| Lawrence | KLZR-105.9 FM |
| Liberal | KSCB-1270 AM |
| Marysville | KNDY-95.5 FM |
| Parsons | KLKC-1540 AM |
| Parsons | KLKC-93.5 FM |
| Phillipsburg | KKAN-1490 AM |
| Phillipsburg | KQMA-92.5 FM |
| Russell | KRSL-95.9 FM |
| Topeka | KMAJ-1440 AM |
| Topeka | KWIC-99.3 FM |
| Wellington | KLEY-100.3 FM |
| Wichita | KKGQ-92.3 FM |

-- affiliates subject to change, check your local listings

10+ WINNING STREAKS UNDER BILL SELF (2003-04)

| GAMES | BEGAN | ENDED | TEAM TO END STREAK (SCORE) |
|-------|----------|----------|----------------------------|
| 20 | 11/9/07 | 1/26/08 | at Kansas State (75-84) |
| 18 | 11/15/16 | 1/25/17 | at West Virginia (69-85) |
| 18 | 11/15/12 | 2/2/13 | Oklahoma State (80-85) |
| 18 | 11/12/10 | 1/22/11 | vs. Texas (63-74) |
| 17 | 3/2/22 | 11/25/22 | vs. Tennessee (50-64) |
| 17 | 1/30/16 | 3/26/16 | vs. Villanova (59-64) |
| 16 | 1/14/20 | 3/7/20 | vs. Gonzaga (90-102) |
| 16 | 2/27/08 | 11/25/08 | vs. Syracuse (81-89 ot) |
| 14 | 11/13/09 | 1/10/10 | at Tennessee (68-76) |
| 14 | 2/7/07 | 3/24/07 | vs. UCLA (55-68) |
| 14 | 11/19/04 | 1/19/05 | at Villanova (62-83) |
| 13 | 11/23/15 | 1/12/16 | at West Virginia (63-74) |
| 13 | 1/13/10 | 2/27/10 | at Oklahoma State (77-85) |
| 11 | 2/19/11 | 3/27/11 | vs. VCU (61-71) |
| 10 | 11/28/22 | 1/17/23 | at Kansas State (82-83 ot) |
| 10 | 11/6/18 | 12/22/18 | at Arizona State (76-80) |
| 10 | 12/22/11 | 1/28/12 | at Iowa State (64-72) |
| 10 | 1/21/06 | 2/25/06 | at Texas (55-80) |

BIG 12 & KU RPI/NET RANKINGS SINCE 2003-04

| SEASON | KU RPI/NET | KU NET SOS | BIG 12 RPI/NET* |
|---------|------------|------------|-----------------|
| 2022-23 | 9 | 1 | 1 |
| 2021-22 | 3 | 3 | 1 |
| 2020-21 | 17 | 13 | 4 |
| 2019-20 | 2 | 1 | 2 |
| 2018-19 | 17 | 1 | 1 |
| 2017-18 | 3 | 2 | 1 |
| 2016-17 | 4 | 19 | 2 |
| 2015-16 | 1 | 2 | 1 |
| 2014-15 | 5 | 1 | 1 |
| 2013-14 | 4 | 1 | 1 |
| 2012-13 | 5 | 17 | 5 |
| 2011-12 | 5 | 8 | 4 |
| 2010-11 | 1 | 10 | 3 |
| 2009-10 | 1 | 6 | 1 |
| 2008-09 | 11 | 13 | 3 |
| 2007-08 | 4 | 12 | 3 |
| 2006-07 | 10 | 44 | 7 |
| 2005-06 | 32 | 60 | 5 |
| 2004-05 | 3 | 1 | 3 |
| 2003-04 | 12 | 6 | 4 |

*average NET of every conference team compared to other leagues

KANSAS UNDER SELF

Not only has Bill Self advanced Kansas to three Final Fours and two NCAA titles, his nine No. 1 seeds since arriving at Kansas in 2003-04 are more than any other school, as are his 19 tournament appearances and KU's 1.84 seed average. Note: This does not include the 2020 season when Kansas ended No. 1 in both national polls before the COVID pandemic.

Average NCAA Tournament Seed Since 2003-04

| Team | Avg. Seed | Tourneys | Total | No. 1 Seeds |
|------------------|-----------|----------|-------|-------------|
| Kansas | 1.84 | 19 | 35 | 9 |
| Duke | 2.17 | 18 | 39 | 7 |
| North Carolina | 3.24 | 17 | 55 | 8 |
| Virginia | 3.30 | 10 | 33 | 4 |
| Washington State | 3.50 | 2 | 7 | 0 |
| Kentucky | 4.13 | 16 | 66 | 4 |
| Baylor | 4.36 | 11 | 48 | 2 |
| Villanova | 4.38 | 16 | 70 | 4 |
| UConn | 4.50 | 12 | 54 | 2 |
| Louisville | 4.54 | 13 | 59 | 2 |
| Ohio State | 4.54 | 13 | 59 | 2 |

Kansas Seeds Under Self (*advanced to the Final Four)

- No. 1 - 2007, *2008, 2010, 2011, 2013, 2016, 2017, *2022
- No. 2 - *2012, 2014, 2015
- No. 3 - 2005, 2009, 2021
- No. 4 - 2004, 2006, 2019

MORE KANSAS NOTABLES

- Kansas went 16-for-16 on free throws at Baylor on Jan. 23, 2023. That is the most free throws made in a game without a miss in program history, surpassing Dec. 9, 2015 vs. Holy Cross when KU went 12-for-12 from the free throw line.
- Kansas went 15-1 in Allen Fieldhouse each of the last two seasons (2021-22 and 2022-23). KU has won 10 or more home games for 38 of the last 39 seasons, beginning in 1983-84. KU has won 12 or more in Allen Fieldhouse for 23 of the last 24 seasons beginning in 1999-2000.
- Kansas has won a mind-boggling 50-straight home openers (beginning in 1973-74 under coach Ted Owens), 32-consecutive conference openers (beginning in 1991-92 under head coach Roy Williams and including 2022-23) and 40-straight Senior Nights (beginning in 1983-84 under coach Larry Brown).
- On Nov. 9, 2022, former KU guard Jacque Vaughn was named head coach of the Brooklyn Nets. He is the fourth KU graduate to coach at the highest level - John McClendon (ABA, 1969-70 at Denver); Wilt Chamberlain (ABA, 1973-74 at San Diego); Kevin Pritchard (NBA, 2005 at Portland, 27 games); Jacque Vaughn (NBA, 2012-15 at Orlando, 2022-present at Brooklyn).

UP NEXT



VS. MANHATTAN COLLEGE

Friday, Nov. 10, 2023
 Allen Fieldhouse
 7 p.m. (Central)
 Big 12 NOW via ESPN+

Kansas will host Manhattan College on Friday, Nov. 10, at 7 p.m. Central. The game from Allen Fieldhouse will be televised on Big 12 NOW via ESPN+.

Kansas and Manhattan will be meeting for the first time in men's basketball.



BILL SELF

HEAD COACH

Oklahoma State '85
 21st Season at Kansas
 31st Season Overall
Family: Cindy (wife), Lauren (daughter),
 Tyler (son), Ella, Phoebe and Jack (grandchildren)

CAREER RECORD // YEAR-BY-YEAR

| YEAR | OVERALL W-L / % | CONF. W-L / % | NOTE |
|-------------------------------|---------------------|--------------------|---|
| ORAL ROBERTS (1993-97) | | | |
| 1993-94 | 6-21 .222 | - - | None |
| 1994-95 | 10-17 .370 | - - | None |
| 1995-96 | 18-9 .667 | - - | None |
| 1996-97 | 21-7 .750 | - - | NIT |
| TULSA (1997-2000) | | | |
| 1997-98 | 19-12 .613 | 9-5 .643 | 3rd WAC |
| 1998-99 | 23-10 .697 | 9-5 .643 | t-1st WAC / NCAA Rnd of 32 |
| 1999-00 | 32-5 .865 | 12-2 .857 | 1st WAC / NCAA Elite Eight |
| ILLINOIS (2000-03) | | | |
| 2000-01 | 27-8 .771 | 13-3 .813 | t-1st Big Ten / NCAA Elite Eight |
| 2001-02 | 26-9 .743 | 11-5 .688 | t-1st Big Ten / NCAA Sweet 16 |
| 2002-03 | 25-7 .781 | 11-5 .688 | * 2nd Big Ten / NCAA Rnd of 32 |
| KANSAS (2003-present) | | | |
| 2003-04 | 24-9 .727 | 12-4 .750 | 2nd Big 12 / NCAA Elite Eight |
| 2004-05 | 23-7 .767 | 12-4 .750 | t-1st Big 12 / NCAA Rnd of 64 |
| 2005-06 | 25-8 .758 | 13-3 .813 | * t-1st Big 12 / NCAA Rnd of 64 |
| 2006-07 | 33-5 .868 | 14-2 .875 | * 1st Big 12 / NCAA Elite Eight |
| 2007-08 | 37-3 .925 | 13-3 .813 | * t-1st Big 12 / NCAA Champions |
| 2008-09 | 27-8 .771 | 14-2 .875 | 1st Big 12 / NCAA Sweet 16 |
| 2009-10 | 33-3 .917 | 15-1 .938 | * 1st Big 12 / NCAA Rnd of 32 |
| 2010-11 | 35-3 .921 | 14-2 .875 | * 1st Big 12 / NCAA Elite Eight |
| 2011-12 | 32-7 .821 | 16-2 .889 | 1st Big 12 / NCAA Runner-Up |
| 2012-13 | 31-6 .838 | 14-4 .778 | * t-1st Big 12 / NCAA Sweet 16 |
| 2013-14 | 25-10 .714 | 14-4 .778 | 1st Big 12 / NCAA Rnd of 32 |
| 2014-15 | 27-9 .750 | 13-5 .722 | 1st Big 12 / NCAA Rnd of 32 |
| 2015-16 | 33-5 .868 | 15-3 .833 | * 1st Big 12 / NCAA Elite Eight |
| 2016-17 | 31-5 .861 | 16-2 .889 | 1st Big 12 / NCAA Elite Eight |
| 2017-18 | 16-8 .667 | 6-5 .545 | |
| 2018-19 | 26-10 .722 | 12-6 .667 | 3rd Big 12 / NCAA Rnd of 32 |
| 2019-20 | 28-3 .903 | 17-1 .944 | 1st in Big 12 |
| 2020-21 | 21-9 .700 | 12-6 .667 | 2nd in Big 12 / NCAA Rnd 32 |
| 2021-22 | 34-6 .850 | 14-4 .778 | * t-1st Big 12 / NCAA Champions |
| 2022-23 | 24-8 .750 | 13-5 .722 | 1st in Big 12 / NCAA Rnd 32 |
| TOTAL | 772-237 .765 | 334-93 .782 | 29 league titles (20 reg. season, 9 tourney) |
| KANSAS | 565-132 .810 | 269-68 .798 | 24 Big 12 titles (16 reg. season, 8 tourney) |
| ILLINOIS | 78-24 .765 | 35-13 .729 | Three Big Ten titles (2 reg. season, 1 tourney) |
| TULSA | 74-27 .733 | 30-12 .714 | Two WAC titles / 4-2 NCAA tourney record |
| ORU | 55-54 .505 | - - | |

* - won conference tournament; Note - ORU was independent during Self's tenure, so all games played at ORU were nonconference.

KANSAS RECORD // HOME-ROAD-NEUTRAL

| | W | L | % |
|--------------------------------|------------|------------|-------------|
| HOME (AFH) AT KU | 299 | 17 | .946 |
| HOME (T-Mobile Center) AT KU * | 11 | 3 | .786 |
| ROAD AT KU | 134 | 70 | .657 |
| NEUTRAL AT KU | 121 | 42 | .742 |
| TOTAL | 565 | 132 | .810 |

* Since 2007-08, regular-season games played at T-Mobile Center on the KU season-ticket package are considered home games.

| | |
|--------------------------------------|---------------|
| In Conference Tournament (at Kansas) | 44-14 (35-9) |
| In NCAA Tournament (at Kansas) | 52-22 (42-17) |
| In Postseason Play (at Kansas) | 96-36 (77-26) |
| In Overtime (at Kansas) | 31-14 (26-10) |

NATIONAL CHAMPION
2008 & 2022

CONFERENCE CHAMPION
20 REGULAR SEASON TITLES
9 TOURNEY TITLES

HALL OF FAME
CLASS OF 2017 INDUCTEE

TROPHY CASE

- **NCAA Championship titles** (2008, 2022)
- **NCAA Final Four** (2008, 2012, 2022)
- **20 Regular Season Conference Titles:** 2 at Tulsa (1999, 2000); 2 at Illinois (2001, 2002); 16 at Kansas (2005, 2006, 2007, 2008, 2009, 2010, 2011, 2012, 2013, 2014, 2015, 2016, 2017, 2020, 2022, 2023)
- **9 Conference Tournament Titles:** 1 at Illinois (2003); 8 at Kansas (2006, 2007, 2008, 2010, 2011, 2013, 2016, 2022)

CAREER HONORS

- **Naismith Memorial Basketball Hall of Fame** - Class of 2017 inductee
- **National Coach of the Year** - 2000 (*Sporting News*; Wooden), 2009 (Yahoo! Sports; *Sporting News*; Athlon Sports; CBSSports.com; USBWA; AP; CBS/Chevrolet; ESPN.com), 2012 (*Sporting News*; Adolph Rupp; Naismith), 2016 (AP, Bleacher Report, *USA Today*)
- **Conference Coach of the Year** - 2000 (WAC), 2006 (Big 12), 2009 (Big 12), 2011 (Big 12), 2012 (co-Big 12), 2015 (Big 12 by AP), 2016 (Big 12 by AP), 2017 (Big 12), 2018 (co-Big 12 and AP)
- **Wooden Award "Legends of Coaching"** - 2013
- **Oklahoma Sports Hall of Fame** - 2013 induction
- **Wayman Tisdale Humanitarian Award** (USBWA) - 2014
- **Mannie Jackson - Basketball's Human Spirit Award** (Naismith Hall of Fame) - 2015
- **Winged Foot Award** (for national champion coach) - 2008
- **Naismith Coach of the Year Finalist** (Atlanta Tipoff Club) - 2000, 2001, 2002, 2003, 2009, 2012, 2017

NOTES

- Bill Self was named the eighth coach in Kansas basketball history on April 21, 2003.
- In September 2017, Self was inducted into the Naismith Memorial Basketball Hall of Fame in Springfield, Massachusetts.
- Self won his 700th career game on Feb. 8, 2020, with KU's 60-46 win at TCU. He became the 31st coach in NCAA Division I to accomplish the feat, the second youngest and the sixth fastest.
- While at Kansas, Self has won two national championships (2008, 2022), 16 regular-season Big 12 Conference titles, including a KU- and NCAA-record-tying 13-straight titles from 2005-17, and eight league tournament titles.
- At Kansas, Self has won 16 regular-season league titles with just 17 losses in Allen Fieldhouse. With KU's win versus Siena (11/18/16), Self became the winningest coach in Allen Fieldhouse, posting his 207th victory in the venue.
- In his first trip to the Final Four in 2008, Self's Kansas team won the title. Self is one of two active coaches in NCAA Division I to have won multiple national titles (Rick Pitino) and one of 16 all-time with multiple titles.
- While at Kansas, he has coached 13 NBA Lottery selections including Andrew Wiggins and Joel Embiid, the No. 1 and No. 3 overall selections in the 2014 NBA Draft. Wiggins was the second-ever Jayhawk to go No. 1 with the other being Danny Manning in 1988.
- Self has guided his teams to 23-win seasons in 23 of the last 25 seasons dating back to 1998-99.
- Self's teams have won 20 regular-season league crowns in the last 25 years. His teams have never finished lower than third in the conference.
- Self's 10 career 30-win seasons are tied for third most in NCAA history - Mike Krzyzewski (16), Roy Williams (12), John Calipari (10); and is tied for No. 1 on the active coaches' list. Nine of his 10 30-win seasons have been at Kansas.
- Self was the head coach for Team USA's U18 team that competed and won gold at the 2018 FIBA Americas Championship held in St. Catharines, Canada, in the summer of 2018.
- Self is one of five coaches in NCAA Division I history to have led three different teams - Tulsa, Illinois and Kansas - to the NCAA Elite Eight, including eight times with KU (2004-07-08-11-12-16-17-22). The other coaches are: Gene Bartow, John Calipari, Rick Pitino and Eddie Sutton.
- A 1985 graduate of Oklahoma State, Self began his coaching career as a graduate assistant at Kansas in 1985-86 under head coach Larry Brown. He then returned to his alma mater as an assistant for seven seasons under coaches Leonard Hamilton and Eddie Sutton. His first head coaching job was at Oral Roberts in 1993-94, then Tulsa (1997-98), Illinois (2000-03) and Kansas (2003-present).



HUNTER DICKINSON

Senior • Center • 7-2 • 260 • Alexandria, Va. • DeMatha Catholic HS • Twitter: @H_Dickinson24 • IG: @hunter.dickinson1

- A fourth-year transfer from Michigan
- Big 12 Preseason Player of the Year, Big 12 Preseason Newcomer of the Year and Preseason All-Big 12 First Team
- Earned many national and conference honors while at Michigan, including Consensus All-America Second Team in 2021
- A three-time All-Big Ten selection, including first team honors in 2022 and 2023
- Averaged 17.2 points and 8.4 rebounds for his career and led Michigan in points and rebounds each of the last three seasons
- For his career, enters 2023-24 with 1,617 points, 787 rebounds and 149 blocked shots.

CAREER HONORS

NABC Player of the Year Preseason Watch List (1 of 20); Kareem Abdul-Jabbar Award Watch List; Associated Press Preseason All-America; Big 12 Preseason Player of the Year; Preseason Big 12 Newcomer of the Year; Preseason All-Big 12; Preseason NABC Division I Player of the Year (1 of 20); USBWA All-District V Team [2023]; NABC All-District 7 First Team [2023]; All-Big Ten First Team [2023]; Academic All-Big Ten [2023]; USBWA All-District V Team [2022]; NABC All-District 7 Second Team [2022]; All-Big Ten First Team [2022]; CoSIDA Academic All-District [2022] Academic All-Big Ten [2022]; Consensus All-America Second Team [2021]; NCAA Tournament All-East Region Team [2021]; USBWA All-District V Team [2021]; NABC All-District 7 Second Team [2021]; Big Ten Newcomer of the Year [AP, 2021]; Big Ten All-Freshman Team [2021]; Big Ten Freshman of the Year [2021]; All-Big Ten Second Team [2021]; 3x Big Ten

DICKINSON CAREER HIGHS

| | | |
|---------------------|----|-------------------------------------|
| Points | 33 | vs. Michigan State (3.1.22) |
| Field Goals | 14 | vs. Illinois (3.2.23) |
| Field Goal Att. | 22 | vs. Kentucky (12.4.22) |
| 3PT Field Goals | 4 | vs. Purdue (2.10.22) |
| 3PT Field Goal Att. | 7 | vs. Purdue (1.26.23) |
| Free Throws | 9 | 2x, last vs. Minnesota (1.22.23) |
| Free Throw Att. | 10 | 2x, last vs. C. Michigan (12.29.22) |
| Rebounds | 16 | vs. Illinois (3.2.23) |
| Assists | 7 | vs. Iowa (2.17.22) |
| Blocks | 5 | 2x, last vs. Indiana (3.5.23) |
| Steals | 3 | vs. Purdue (2.10.22) |
| Minutes | 46 | vs. Illinois (3.2.23) |

2023-24 GAME-BY-GAME

| OPPONENT (Date) | MP | FG-A | PCT | 3PT-A | PCT | FT-A | PCT | O-D-T | PF | A | TO | BLK | ST | TP |
|-------------------------------|----|------|-----|-------|-----|------|-----|-------|----|---|----|-----|----|----|
| NORTH CAROLINA CENTRAL (11.6) | | | | | | | | | | | | | | |
| MANHATTAN COLLEGE (11.10) | | | | | | | | | | | | | | |
| vs. Kentucky (11.14) | | | | | | | | | | | | | | |
| vs. Chaminade (11.20) | | | | | | | | | | | | | | |
| vs. Marquette/UCLA (11.21) | | | | | | | | | | | | | | |
| vs. TBD (11.22) | | | | | | | | | | | | | | |
| EASTERN ILLINOIS (11.28) | | | | | | | | | | | | | | |
| UCONN (12.1) | | | | | | | | | | | | | | |
| KANSAS CITY (12.5) | | | | | | | | | | | | | | |
| MISSOURI (12.9) | | | | | | | | | | | | | | |
| at Indiana (12.18) | | | | | | | | | | | | | | |
| YALE (12.22) | | | | | | | | | | | | | | |
| vs. Wichita State (12.30) | | | | | | | | | | | | | | |
| TCU (1.6) | | | | | | | | | | | | | | |
| at UCF (1.10) | | | | | | | | | | | | | | |
| OKLAHOMA (1.13) | | | | | | | | | | | | | | |
| at Oklahoma State (1.16) | | | | | | | | | | | | | | |
| at West Virginia (1.20) | | | | | | | | | | | | | | |
| CINCINNATI (1.22) | | | | | | | | | | | | | | |
| at Iowa State (1.27) | | | | | | | | | | | | | | |
| OKLAHOMA STATE (1.30) | | | | | | | | | | | | | | |
| HOUSTON (2.3) | | | | | | | | | | | | | | |
| at Kansas State (2.5) | | | | | | | | | | | | | | |
| BAYLOR (2.10) | | | | | | | | | | | | | | |
| at Texas Tech (2.12) | | | | | | | | | | | | | | |
| at Oklahoma (2.17) | | | | | | | | | | | | | | |
| TEXAS (2.24) | | | | | | | | | | | | | | |
| BYU (2.27) | | | | | | | | | | | | | | |
| at Baylor (3.2) | | | | | | | | | | | | | | |

^ Starter

CAREER STATS

| SEASON | GP-GS | MIN/AVG | FG-FGA | PCT | 3FG-3FGA | PCT | FT-FTA | PCT | O-D-T | AVG | PF-FO | AST | TO | BLK | STL | PTS | AVG |
|--------------|--------------|------------------|-----------------|-------------|---------------|-------------|----------------|-------------|--------------------|------------|--------------|------------|------------|------------|-----------|-------------|-------------|
| 2020-21* | 28-23 | 729/26.0 | 156-261 | .598 | 0-4 | .000 | 82-111 | .739 | 61-145-206 | 7.4 | 71-1 | 25 | 64 | 40 | 9 | 394 | 14.1 |
| 2021-22* | 32-32 | 1034/32.3 | 240-426 | .563 | 21-64 | .328 | 93-116 | .802 | 75-199-274 | 8.6 | 87-1 | 73 | 65 | 49 | 15 | 594 | 18.6 |
| 2022-23* | 34-34 | 1115/32.8 | 244-436 | .560 | 24-57 | .421 | 117-161 | .727 | 78-229-307 | 9.0 | 63-1 | 50 | 69 | 60 | 17 | 629 | 18.5 |
| TOTAL | 94-89 | 2878/30.6 | 640-1123 | .570 | 45-125 | .360 | 292-388 | .753 | 214-573-787 | 8.4 | 221-3 | 148 | 198 | 149 | 41 | 1617 | 17.2 |

*AT MICHIGAN

DAJUAN HARRIS JR.

Senior-RS • Guard • 6-2 • 170 • Columbia, Mo. • Rock Bridge HS • Twitter: @DajuanH10 • IG: @dajuanharris

- Preseason All-Big 12 First Team
- 2023 Big 12 Defensive Player of the Year, All-Big 12 Honorable Mention and Big 12 All-Defensive Team.
- Graduated with a bachelor's degree in liberal arts & sciences in May 2023.
- Starting point guard on the 2022 NCAA National Championship team.
- Led the Big 12 and was 14th in the NCAA in assist-to-turnover ratio in 2021-22.
- 2022 All-Big 12 Honorable Mention and Big 12 All-Defensive Team member as a redshirt-sophomore.
- A two-time Academic All-Big 12 First Team.
- Known for his instinct on defense and his ability to create on offense.



CAREER HONORS

Bob Cousy Award Watch List
 Preseason All-Big 12 First Team [2023]
 Academic All-Big 12 First Team [2023]
 Big 12 Championship All-Tournament Team [2023]
 Big 12 Defensive Player of the Year [2023]
 Big 12 All-Defensive Team [2023]
 All-Big 12 Honorable Mention [2023]
 CSC Academic All-District [2023]
 Big 12 All-Defensive Team [2022]
 All-Big 12 Honorable Mention [2022]
 Academic All-Big 12 First Team [2022]
 Academic All-Big 12 First Team [2021]

MISCELLANEOUS

| | FR | SO | JR | CAREER |
|---------------------|----|----|----|--------|
| Double-Doubles | - | - | 1 | 1 |
| 5+ Points | 6 | 21 | 28 | 55 |
| 10+ Points | 1 | 7 | 17 | 26 |
| 5+ Rebounds | - | 1 | 5 | 6 |
| 3+ Assists | 12 | 32 | 33 | 77 |
| 2+ 3PT Field Goals | 1 | 6 | 8 | 15 |
| 2+ Steals | 7 | 19 | 28 | 51 |
| 2+ Blocks | - | - | 3 | 3 |
| Led Team in Pts. | - | 1 | 2 | 3 |
| Led Team in Rebs. | - | - | - | - |
| Led Team in Assists | 8 | 24 | 30 | 62 |
| Led Team in Blocks | 1 | 3 | 7 | 11 |
| Led Team in Steals | 8 | 21 | 17 | 46 |

HARRIS CAREER HIGHS

| | | |
|---------------------|----|--|
| Points | 18 | vs. Kansas State (1.31.23) at Texas Tech (1.3.23) |
| Field Goals | 8 | vs. Texas (2.6.23) |
| Field Goal Att. | 16 | vs. Texas (2.6.23) |
| 3PT Field Goals | 5 | at Texas Tech (1.3.23) |
| 3PT Field Goal Att. | 6 | at Kansas State (1.31.23) |
| Free Throws | 6 | vs. Iowa State (1.11.22) |
| Free Throw Att. | 8 | vs. Iowa State (3.10.23) |
| Rebounds | 6 | vs. Texas (2.6.23) |
| Assists | 11 | at Kansas State (1.17.23) |
| Blocks | 4 | vs. Texas (3.5.22) |
| Steals | 6 | vs. West Virginia (2.25.23) |
| Minutes | 42 | at Kansas State (1.17.23) |

2023-24 GAME-BY-GAME

| OPPONENT (Date) | MP | FG-A | PCT | 3PT-A | PCT | FT-A | PCT | O-D-T | PF | A | TO | BLK | ST | TP |
|-------------------------------|----|------|-----|-------|-----|------|-----|-------|----|---|----|-----|----|----|
| NORTH CAROLINA CENTRAL (11.6) | | | | | | | | | | | | | | |
| MANHATTAN COLLEGE (11.10) | | | | | | | | | | | | | | |
| vs. Kentucky (11.14) | | | | | | | | | | | | | | |
| vs. Chaminade (11.20) | | | | | | | | | | | | | | |
| vs. Marquette/UCLA (11.21) | | | | | | | | | | | | | | |
| vs. TBD (11.22) | | | | | | | | | | | | | | |
| EASTERN ILLINOIS (11.28) | | | | | | | | | | | | | | |
| UCONN (12.1) | | | | | | | | | | | | | | |
| KANSAS CITY (12.5) | | | | | | | | | | | | | | |
| MISSOURI (12.9) | | | | | | | | | | | | | | |
| at Indiana (12.18) | | | | | | | | | | | | | | |
| YALE (12.22) | | | | | | | | | | | | | | |
| vs. Wichita State (12.30) | | | | | | | | | | | | | | |
| TCU (1.6) | | | | | | | | | | | | | | |
| at UCF (1.10) | | | | | | | | | | | | | | |
| OKLAHOMA (1.13) | | | | | | | | | | | | | | |
| at Oklahoma State (1.16) | | | | | | | | | | | | | | |
| at West Virginia (1.20) | | | | | | | | | | | | | | |
| CINCINNATI (1.22) | | | | | | | | | | | | | | |
| at Iowa State (1.27) | | | | | | | | | | | | | | |
| OKLAHOMA STATE (1.30) | | | | | | | | | | | | | | |
| HOUSTON (2.3) | | | | | | | | | | | | | | |
| at Kansas State (2.5) | | | | | | | | | | | | | | |
| BAYLOR (2.10) | | | | | | | | | | | | | | |
| at Texas Tech (2.12) | | | | | | | | | | | | | | |
| at Oklahoma (2.17) | | | | | | | | | | | | | | |
| TEXAS (2.24) | | | | | | | | | | | | | | |
| BYU (2.27) | | | | | | | | | | | | | | |
| at Baylor (3.2) | | | | | | | | | | | | | | |

^ Starter

CAREER STATS

| SEASON | GP-GS | MIN/AVG | FG-FGA | PCT | 3FG-3FGA | PCT | FT-FTA | PCT | O-D-T | AVG | PF-FO | AST | TO | BLK | STL | PTS | AVG |
|--------------|---------------|------------------|----------------|-------------|---------------|-------------|--------------|-------------|-------------------|------------|---------------|------------|------------|-----------|------------|------------|------------|
| 2020-21 | 30-2 | 480/16.0 | 27-56 | .482 | 9-14 | .643 | 8-10 | .800 | 8-26-34 | 1.1 | 45-0 | 65 | 24 | 2 | 29 | 71 | 2.4 |
| 2021-22 | 40-39 | 1158/29.7 | 87-201 | .433 | 20-61 | .328 | 19-24 | .792 | 15-39-54 | 1.4 | 78-9 | 163 | 55 | 11 | 55 | 213 | 5.5 |
| 2022-23 | 36-36 | 1231/34.2 | 131-278 | .470 | 30-74 | .410 | 28-47 | .600 | 25-65-90 | 2.5 | 58-2 | 224 | 73 | 15 | 78 | 320 | 8.9 |
| TOTAL | 106-77 | 2870/27.3 | 246-540 | .460 | 59-150 | .390 | 55-81 | .680 | 48-130-178 | 1.7 | 181-11 | 455 | 156 | 29 | 165 | 606 | 5.7 |



JOHNNY FURPHY

Freshman • Guard • 6-9 • 202 • Melbourne, Australia • Centre of Excellence • IG: @johnnyfurphy

- 2024 Julius Erving Small Forward of the Year Top-20 Watch List
- Played for Centre of Excellence (CoE) – Australia's development program hosted at the Australian Institute of Sport alongside NBA Global Academy
- Reclassified for the 2023 class and garnered attention when he participated in various NBA Academy events in the United States
- Playing for CoE, averaged 14.3 points and was 22-for-56 (39.3 percent) from three-point range, to go along with 5.6 rebounds in 12 games played in 2023
- Playing for Victoria at the 2023 Australia-U20 Championship, Furphy averaged 13.3 points, 5.0 rebounds and 1.2 steals in six games and made 38.5 percent of his three-point field goals, going 21-for-33 from beyond the arc.

CAREER HONORS

Preseason Julius Erving Award Watch List

2023-24 GAME-BY-GAME

| OPPONENT (Date) | MP | FG-A | PCT | 3PT-A | PCT | FT-A | PCT | O-D-T | PF | A | TO | BLK | ST | TP |
|-------------------------------|----|------|-----|-------|-----|------|-----|-------|----|---|----|-----|----|----|
| NORTH CAROLINA CENTRAL (11.6) | | | | | | | | | | | | | | |
| MANHATTAN COLLEGE (11.10) | | | | | | | | | | | | | | |
| vs. Kentucky (11.14) | | | | | | | | | | | | | | |
| vs. Chaminade (11.20) | | | | | | | | | | | | | | |
| vs. Marquette/UCLA (11.21) | | | | | | | | | | | | | | |
| vs. TBD (11.22) | | | | | | | | | | | | | | |
| EASTERN ILLINOIS (11.28) | | | | | | | | | | | | | | |
| UCONN (12.1) | | | | | | | | | | | | | | |
| KANSAS CITY (12.5) | | | | | | | | | | | | | | |
| MISSOURI (12.9) | | | | | | | | | | | | | | |
| at Indiana (12.18) | | | | | | | | | | | | | | |
| YALE (12.22) | | | | | | | | | | | | | | |
| vs. Wichita State (12.30) | | | | | | | | | | | | | | |
| TCU (1.6) | | | | | | | | | | | | | | |
| at UCF (1.10) | | | | | | | | | | | | | | |
| OKLAHOMA (1.13) | | | | | | | | | | | | | | |
| at Oklahoma State (1.16) | | | | | | | | | | | | | | |
| at West Virginia (1.20) | | | | | | | | | | | | | | |
| CINCINNATI (1.22) | | | | | | | | | | | | | | |
| at Iowa State (1.27) | | | | | | | | | | | | | | |
| OKLAHOMA STATE (1.30) | | | | | | | | | | | | | | |
| HOUSTON (2.3) | | | | | | | | | | | | | | |
| at Kansas State (2.5) | | | | | | | | | | | | | | |
| BAYLOR (2.10) | | | | | | | | | | | | | | |
| at Texas Tech (2.12) | | | | | | | | | | | | | | |
| at Oklahoma (2.17) | | | | | | | | | | | | | | |
| TEXAS (2.24) | | | | | | | | | | | | | | |
| BYU (2.27) | | | | | | | | | | | | | | |
| at Baylor (3.2) | | | | | | | | | | | | | | |

^ Starter

JAMARI MCDOWELL

Freshman • Guard • 6-4 • 180 • Houston, Texas • Manvel HS • Twitter: @jamari_mcdowell • IG: @_jammarii

- Can play all three perimeter positions
- A solid shooter who plays with a high motor and above the rim
- Played at Manvel High School in Manvel, Texas, a suburb of Houston, for head coach Chris Wilson
- Was a 2023 UIL Boys 5A All-State and TABC All-Region selection
- Averaged 22.4 points, 8.1 rebounds, 5.4 assists and 3.2 blocked shots per game his senior season as Manvel posted a 21-10 record and won the district title going 10-3
- As a junior, Manvel HS posted a 19-5 record and McDowell averaged 21.7 points, 7.2 rebounds, 5.1 assists and 4.5 steals per game
- Played AAU basketball for the Houston Defenders.



11

2023-24 GAME-BY-GAME

| OPPONENT (Date) | MP | FG-A | PCT | 3PT-A | PCT | FT-A | PCT | O-D-T | PF | A | TO | BLK | ST | TP |
|-------------------------------|----|------|-----|-------|-----|------|-----|-------|----|---|----|-----|----|----|
| NORTH CAROLINA CENTRAL (11.6) | | | | | | | | | | | | | | |
| MANHATTAN COLLEGE (11.10) | | | | | | | | | | | | | | |
| vs. Kentucky (11.14) | | | | | | | | | | | | | | |
| vs. Chaminade (11.20) | | | | | | | | | | | | | | |
| vs. Marquette/UCLA (11.21) | | | | | | | | | | | | | | |
| vs. TBD (11.22) | | | | | | | | | | | | | | |
| EASTERN ILLINOIS (11.28) | | | | | | | | | | | | | | |
| UCONN (12.1) | | | | | | | | | | | | | | |
| KANSAS CITY (12.5) | | | | | | | | | | | | | | |
| MISSOURI (12.9) | | | | | | | | | | | | | | |
| at Indiana (12.18) | | | | | | | | | | | | | | |
| YALE (12.22) | | | | | | | | | | | | | | |
| vs. Wichita State (12.30) | | | | | | | | | | | | | | |
| TCU (1.6) | | | | | | | | | | | | | | |
| at UCF (1.10) | | | | | | | | | | | | | | |
| OKLAHOMA (1.13) | | | | | | | | | | | | | | |
| at Oklahoma State (1.16) | | | | | | | | | | | | | | |
| at West Virginia (1.20) | | | | | | | | | | | | | | |
| CINCINNATI (1.22) | | | | | | | | | | | | | | |
| at Iowa State (1.27) | | | | | | | | | | | | | | |
| OKLAHOMA STATE (1.30) | | | | | | | | | | | | | | |
| HOUSTON (2.3) | | | | | | | | | | | | | | |
| at Kansas State (2.5) | | | | | | | | | | | | | | |
| BAYLOR (2.10) | | | | | | | | | | | | | | |
| at Texas Tech (2.12) | | | | | | | | | | | | | | |
| at Oklahoma (2.17) | | | | | | | | | | | | | | |
| TEXAS (2.24) | | | | | | | | | | | | | | |
| BYU (2.27) | | | | | | | | | | | | | | |
| at Baylor (3.2) | | | | | | | | | | | | | | |

^ Starter



ELMARKO JACKSON

Freshman • Guard • 6-3 • 195 • Marlton, N.J. • South Kent School • Twitter: @ElmarkoJ • IG: @elmarkojackson

- A highly-rated guard who has great court presence and was ranked as high as No. 19 following the 2022-23 season
- Was a McDonald's All-American in 2022-23
- Averaged 19.0 points and 6.0 assists for South Kent which went 18-3 overall and 8-0 in NEPSAC AAA conference play
- Was on the Naismith Boys High School Player of the Year Watch List, which highlights the top 50 players nationwide in 2022-23
- Transferred to Academy of the New Church in Bryn Athyn, Pennsylvania, where he earned all-state and all-league honors in 2021-22 averaging 17.9 points, 5.7 rebounds, 5.4 assists and 2.0 steals per game
- Ended his high school career ranked No. 19 by 247Sports.com, No. 25 by Rivals.com and No. 26 by ESPN.com.

2023-24 GAME-BY-GAME

| OPPONENT (Date) | MP | FG-A | PCT | 3PT-A | PCT | FT-A | PCT | O-D-T | PF | A | TO | BLK | ST | TP |
|-------------------------------|----|------|-----|-------|-----|------|-----|-------|----|---|----|-----|----|----|
| NORTH CAROLINA CENTRAL (11.6) | | | | | | | | | | | | | | |
| MANHATTAN COLLEGE (11.10) | | | | | | | | | | | | | | |
| vs. Kentucky (11.14) | | | | | | | | | | | | | | |
| vs. Chaminade (11.20) | | | | | | | | | | | | | | |
| vs. Marquette/UCLA (11.21) | | | | | | | | | | | | | | |
| vs. TBD (11.22) | | | | | | | | | | | | | | |
| EASTERN ILLINOIS (11.28) | | | | | | | | | | | | | | |
| UCONN (12.1) | | | | | | | | | | | | | | |
| KANSAS CITY (12.5) | | | | | | | | | | | | | | |
| MISSOURI (12.9) | | | | | | | | | | | | | | |
| at Indiana (12.18) | | | | | | | | | | | | | | |
| YALE (12.22) | | | | | | | | | | | | | | |
| vs. Wichita State (12.30) | | | | | | | | | | | | | | |
| TCU (1.6) | | | | | | | | | | | | | | |
| at UCF (1.10) | | | | | | | | | | | | | | |
| OKLAHOMA (1.13) | | | | | | | | | | | | | | |
| at Oklahoma State (1.16) | | | | | | | | | | | | | | |
| at West Virginia (1.20) | | | | | | | | | | | | | | |
| CINCINNATI (1.22) | | | | | | | | | | | | | | |
| at Iowa State (1.27) | | | | | | | | | | | | | | |
| OKLAHOMA STATE (1.30) | | | | | | | | | | | | | | |
| HOUSTON (2.3) | | | | | | | | | | | | | | |
| at Kansas State (2.5) | | | | | | | | | | | | | | |
| BAYLOR (2.10) | | | | | | | | | | | | | | |
| at Texas Tech (2.12) | | | | | | | | | | | | | | |
| at Oklahoma (2.17) | | | | | | | | | | | | | | |
| TEXAS (2.24) | | | | | | | | | | | | | | |
| BYU (2.27) | | | | | | | | | | | | | | |
| at Baylor (3.2) | | | | | | | | | | | | | | |

^ Starter

KEVIN MCCULLAR JR.

RS-Senior • G • 6-7 • 212 • San Antonio, Texas • Wagner HS/Texas Tech • Twitter: @Kevin_McCullar • IG: @kevinmccullarjr



- Entered the NBA Draft process following the 2022-23 season and decided to return to Kansas for a fifth year
- A transfer from Texas Tech who was a redshirt senior at Kansas in 2022-23
- A three-time All-Big 12 selection
- Was a Naismith Defensive Player of the Year semifinalist in 2021-22 and 2022-23
- Has 1,040 points, 589 rebounds, 231 assists and 178 steals for his career
- A three-time Academic All-Big 12 selection
- Graduated in May of 2023 with a liberal arts and sciences degree.

CAREER HONORS

Jerry West Award Watch List
 Preseason All-Big 12 Honorable Mention [2023]
 All Big 12 Second Team (Associated Press)
 All Big 12 Third Team
 Big 12 All-Defensive Team
 Naismith Defensive Player of the Year Semifinalist (1 of 10)
 Naismith Defensive Player of the Year Watch List (1 of 15)
 Wooden Award Preseason Top 50 Watch List
 Naismith Preseason Player of the Year Watch List (1 of 50)
 Jerry West Shooting Guard of the Year Watch List [2023]
 Preseason All-Big 12 Honorable Mention [2023]
 All-Big 12 Honorable Mention [2022]
 Naismith Defensive Player of the Year Semifinalist [2022]
 Academic All-Big 12 First Team [2022]
 All-Big 12 Honorable Mention [2021]
 Academic All-Big 12 First Team [2021]
 Academic All-Big 12 First Team [2020]

MISCELLANEOUS

| | R-FR | R-SO | R-JR | R-SR | CAREER |
|-----------------------------|------|------|------|------|--------|
| Double-Doubles | - | 2 | 1 | 7 | 10 |
| 10+ Points | 8 | 14 | 16 | 21 | 59 |
| 20+ Points | - | - | 2 | 1 | 3 |
| 5+ Rebounds | 7 | 15 | 14 | 26 | 63 |
| 10+ Rebounds | 1 | 2 | 2 | 8 | 13 |
| 3+ Assists | 1 | 6 | 18 | 14 | 39 |
| 3+ 3PT Field Goals | - | 1 | 15 | 3 | 9 |
| 2+ Steals | 8 | 10 | 12 | 20 | 50 |
| 2+ Blocks | 1 | 2 | 1 | 6 | 10 |
| Led Team in Pts. (at KU) | - | - | - | 1 | |
| Led Team in Rebs. (at KU) | - | - | - | 10 | |
| Led Team in Assists (at KU) | - | - | - | 3 | |
| Led Team in Blocks (at KU) | - | - | - | 13 | |
| Led Team in Steals (at KU) | - | - | - | 13 | |

MCCULLAR CAREER HIGHS

| | | |
|---------------------|----|--|
| Points | 24 | vs. Grambling (11.12.21) |
| Field Goals | 9 | vs. Grambling (11.12.21) |
| Field Goal Att. | 18 | vs. Grambling (11.12.21) |
| 3PT Field Goals | 4 | vs. Incarnate Word (11.20.21) |
| 3PT Field Goal Att. | 9 | vs. Grambling (11.12.21) vs. Wisconsin (11.24.22) |
| Free Throws | 12 | vs. Texas (2.1.22) |
| Free Throw Att. | 15 | vs. Texas (2.1.22) |
| Rebounds | 13 | vs. Kansas State (1.31.23) |
| Assists | 8 | at Oklahoma State (2.14.23) |
| Blocks | 4 | vs. Baylor (1.16.21) |
| Steals | 6 | vs. Texas (3.11.21) |
| Minutes | 44 | at Kansas (1.24.22) |

2023-24 GAME-BY-GAME

| OPPONENT (Date) | MP | FG-A | PCT | 3PT-A | PCT | FT-A | PCT | O-D-T | PF | A | TO | BLK | ST | TP |
|-------------------------------|----|------|-----|-------|-----|------|-----|-------|----|---|----|-----|----|----|
| NORTH CAROLINA CENTRAL (11.6) | | | | | | | | | | | | | | |
| MANHATTAN COLLEGE (11.10) | | | | | | | | | | | | | | |
| vs. Kentucky (11.14) | | | | | | | | | | | | | | |
| vs. Chaminade (11.20) | | | | | | | | | | | | | | |
| vs. Marquette/UCLA (11.21) | | | | | | | | | | | | | | |
| vs. TBD (11.22) | | | | | | | | | | | | | | |
| EASTERN ILLINOIS (11.28) | | | | | | | | | | | | | | |
| UCONN (12.1) | | | | | | | | | | | | | | |
| KANSAS CITY (12.5) | | | | | | | | | | | | | | |
| MISSOURI (12.9) | | | | | | | | | | | | | | |
| at Indiana (12.18) | | | | | | | | | | | | | | |
| YALE (12.22) | | | | | | | | | | | | | | |
| vs. Wichita State (12.30) | | | | | | | | | | | | | | |
| TCU (1.6) | | | | | | | | | | | | | | |
| at UCF (1.10) | | | | | | | | | | | | | | |
| OKLAHOMA (1.13) | | | | | | | | | | | | | | |
| at Oklahoma State (1.16) | | | | | | | | | | | | | | |
| at West Virginia (1.20) | | | | | | | | | | | | | | |
| CINCINNATI (1.22) | | | | | | | | | | | | | | |
| at Iowa State (1.27) | | | | | | | | | | | | | | |
| OKLAHOMA STATE (1.30) | | | | | | | | | | | | | | |
| HOUSTON (2.3) | | | | | | | | | | | | | | |
| at Kansas State (2.5) | | | | | | | | | | | | | | |
| BAYLOR (2.10) | | | | | | | | | | | | | | |
| at Texas Tech (2.12) | | | | | | | | | | | | | | |
| at Oklahoma (2.17) | | | | | | | | | | | | | | |
| TEXAS (2.24) | | | | | | | | | | | | | | |
| BYU (2.27) | | | | | | | | | | | | | | |
| at Baylor (3.2) | | | | | | | | | | | | | | |

^ Starter

CAREER STATS

| SEASON | GP-GS | MIN/AVG | FG-FGA | PCT | 3FG-3FGA | PCT | FT-FTA | PCT | O-D-T | AVG | PF-FO | AST | TO | BLK | STL | PTS | AVG |
|--------------|---------------|------------------|----------------|-------------|---------------|-------------|----------------|-------------|--------------------|------------|--------------|------------|------------|-----------|------------|-------------|------------|
| 2019-20* | 29-6 | 537/18.5 | 65-127 | .512 | 8-28 | .286 | 37-51 | .725 | 30-63-93 | 3.2 | 62-1 | 21 | 37 | 9 | 35 | 175 | 6.0 |
| 2020-21* | 20-19 | 608/30.4 | 72-173 | .416 | 13-46 | .283 | 50-71 | .704 | 30-95-125 | 6.3 | 60-0 | 41 | 30 | 16 | 34 | 207 | 10.4 |
| 2021-22* | 29-24 | 864/29.8 | 100-249 | .402 | 28-90 | .311 | 66-91 | .725 | 26-107-133 | 4.6 | 78-2 | 89 | 57 | 7 | 41 | 294 | 10.1 |
| 2022-23 | 34-33 | 1042/30.6 | 123-277 | .444 | 29-98 | .296 | 89-117 | .761 | 41-197-238 | 7.0 | 101-4 | 80 | 72 | 25 | 68 | 364 | 10.7 |
| TOTAL | 112-82 | 3054/27.3 | 360-826 | .436 | 78-262 | .298 | 242-330 | .733 | 127-462-589 | 5.3 | 301-7 | 231 | 196 | 57 | 178 | 1040 | 9.3 |

*AT TEXAS TECH



MICHAEL JANKOVICH (JANG-koh-vitch)

RS-Senior • G • 6-4 • 190 • Dallas, Texas • Jesuit College Prep / Northfield Mount Herman (Mass.) • Twitter: @michael_jank • IG: @mjankovich

- An invited walk-on who has played in 34 games while at Kansas
- His 13 games played in 2022-23 were his most for a season
- Played in 10 contests during Kansas' 2022 NCAA National Championship seasons
- Academic All-Big 12 selection in 2022
- Has solid range from beyond the arc
- Son of former SMU head coach Tim Jankovich, who spent five seasons as an assistant coach on Bill Self's staffs at Illinois and Kansas
- Lived in Lawrence from ages 4-8 while his father was on the KU staff
- Graduated in May 2023 with Finance degree.

CAREER HONORS

Academic All-Big 12 First Team [2023]
Academic All-Big 12 Second Team [2022]

MISCELLANEOUS

| | FR | SO | JR | SR | CAREER |
|---------------------|----|----|----|----|--------|
| 5+ Minutes | 1 | - | - | - | 1 |
| 4+ Points | 2 | - | - | - | 2 |
| 3+ Rebounds | - | - | - | - | - |
| 2+ Assists | - | - | - | - | - |
| 2+ 3PT Field Goals | - | - | - | - | - |
| 2+ Steals | - | - | - | - | - |
| 2+ Blocks | - | - | - | - | - |
| Led Team in Pts. | - | - | - | - | - |
| Led Team in Rebs. | - | - | - | - | - |
| Led Team in Assists | - | - | - | - | - |
| Led Team in Blocks | - | - | - | - | - |
| Led Team in Steals | - | - | - | - | - |

JANKOVICH CAREER HIGHS

| | | |
|---------------------|---|---|
| Points | 5 | vs. Monmouth (11.15.19) |
| Field Goals | 1 | 6x, last vs. Oklahoma (2.12.23) |
| Field Goal Att. | 3 | vs. Monmouth (11.15.19) |
| 3PT Field Goals | 1 | 6x, last vs. Oklahoma (2.12.23) |
| 3PT Field Goal Att. | 3 | vs. Monmouth (11.15.19) |
| Free Throws | 2 | vs. Monmouth (11.15.19) |
| Free Throw Att. | 2 | vs. Kansas State (1.21.20) vs. Monmouth (11.15.19) |
| Rebounds | 1 | 3x, last vs. Nevada (12.29.21) |
| Assists | 1 | vs. Chaminade (11.25.19) |
| Blocks | 1 | vs. Howard (3.16.23) |
| Steals | 1 | 3x, last vs. Oklahoma (2.12.23) |
| Minutes | 5 | vs. Monmouth (11.15.19) |

2023-24 GAME-BY-GAME

| OPPONENT (Date) | MP | FG-A | PCT | 3PT-A | PCT | FT-A | PCT | O-D-T | PF | A | TO | BLK | ST | TP |
|-------------------------------|----|------|-----|-------|-----|------|-----|-------|----|---|----|-----|----|----|
| NORTH CAROLINA CENTRAL (11.6) | | | | | | | | | | | | | | |
| MANHATTAN COLLEGE (11.10) | | | | | | | | | | | | | | |
| vs. Kentucky (11.14) | | | | | | | | | | | | | | |
| vs. Chaminade (11.20) | | | | | | | | | | | | | | |
| vs. Marquette/UCLA (11.21) | | | | | | | | | | | | | | |
| vs. TBD (11.22) | | | | | | | | | | | | | | |
| EASTERN ILLINOIS (11.28) | | | | | | | | | | | | | | |
| UCONN (12.1) | | | | | | | | | | | | | | |
| KANSAS CITY (12.5) | | | | | | | | | | | | | | |
| MISSOURI (12.9) | | | | | | | | | | | | | | |
| at Indiana (12.18) | | | | | | | | | | | | | | |
| YALE (12.22) | | | | | | | | | | | | | | |
| vs. Wichita State (12.30) | | | | | | | | | | | | | | |
| TCU (1.6) | | | | | | | | | | | | | | |
| at UCF (1.10) | | | | | | | | | | | | | | |
| OKLAHOMA (1.13) | | | | | | | | | | | | | | |
| at Oklahoma State (1.16) | | | | | | | | | | | | | | |
| at West Virginia (1.20) | | | | | | | | | | | | | | |
| CINCINNATI (1.22) | | | | | | | | | | | | | | |
| at Iowa State (1.27) | | | | | | | | | | | | | | |
| OKLAHOMA STATE (1.30) | | | | | | | | | | | | | | |
| HOUSTON (2.3) | | | | | | | | | | | | | | |
| at Kansas State (2.5) | | | | | | | | | | | | | | |
| BAYLOR (2.10) | | | | | | | | | | | | | | |
| at Texas Tech (2.12) | | | | | | | | | | | | | | |
| at Oklahoma (2.17) | | | | | | | | | | | | | | |
| TEXAS (2.24) | | | | | | | | | | | | | | |
| BYU (2.27) | | | | | | | | | | | | | | |
| at Baylor (3.2) | | | | | | | | | | | | | | |

^ Starter

CAREER STATS

| SEASON | GP-GS | MIN/AVG | FG-FGA | PCT | 3FG-3FGA | PCT | FT-FTA | PCT | O-D-T | AVG | PF-FO | AST | TO | BLK | STL | PTS | AVG |
|--------------|-------------|---------------|--------------|-------------|-------------|-------------|------------|-------------|--------------|------------|------------|----------|----------|----------|----------|-----------|------------|
| 2019-20 | 10-0 | 27/2.7 | 3-7 | .429 | 3-7 | .429 | 3-4 | .750 | 1-0-1 | 0.1 | 2-0 | 1 | 3 | 0 | 1 | 12 | 1.2 |
| 2020-21 | 1-0 | 3/3.0 | 0-1 | .000 | 0-1 | .000 | 0-0 | --- | 0-0-0 | 0.0 | 1-0 | 0 | 0 | 0 | 1 | 0 | 0.0 |
| 2021-22 | 10-0 | 16/1.6 | 2-7 | .286 | 2-7 | .286 | 0-0 | --- | 1-1-2 | 0.2 | 3-0 | 0 | 0 | 0 | 0 | 6 | 0.6 |
| 2022-23 | 13-0 | 23/1.7 | 5-8 | .625 | 4-7 | .571 | 0-0 | --- | 0-0-0 | 0.0 | 1-0 | 0 | 0 | 1 | 1 | 14 | 1.1 |
| TOTAL | 34-0 | 69/2.0 | 10-23 | .434 | 9-22 | .410 | 3-4 | .750 | 2-1-3 | 0.1 | 7-0 | 1 | 3 | 1 | 3 | 32 | 0.9 |

DILLON WILHITE

RS-Sophomore • F • 6-9 • 240 • San Diego, Calif. • Cathedral Catholic HS • Twitter: @dillonwhilHITE • IG: @dillon.wilHITE

- Made his collegiate debut against North Dakota State (11/10).
- Was a redshirt on Kansas' 2022 NCAA National Championship team
- Played in five games in 2022-23
- Played two sports – basketball and volleyball – in high school
- Comes from an athletic family as his sisters play volleyball at Georgetown, his father, who grew up in Lawrence, played golf at TCU and he has three cousins who played college football and an aunt who played college golf.



WILHITE CAREER HIGHS

| | |
|---------------------|---|
| Points | - |
| Field Goals | - |
| Field Goal Att. | - |
| 3PT Field Goals | - |
| 3PT Field Goal Att. | - |
| Free Throws | - |
| Free Throw Att. | - |
| Rebounds | 1 at Oklahoma (2.11.23) |
| Assists | - |
| Blocks | - |
| Steals | - |
| Minutes | 2 vs. Texas Southern (11.28.22) vs. North Dakota State (11.10.22) at Oklahoma (2.11.23) |

2023-24 GAME-BY-GAME

| OPPONENT (Date) | MP | FG-A | PCT | 3PT-A | PCT | FT-A | PCT | O-D-T | PF | A | TO | BLK | ST | TP |
|-------------------------------|----|------|-----|-------|-----|------|-----|-------|----|---|----|-----|----|----|
| NORTH CAROLINA CENTRAL (11.6) | | | | | | | | | | | | | | |
| MANHATTAN COLLEGE (11.10) | | | | | | | | | | | | | | |
| vs. Kentucky (11.14) | | | | | | | | | | | | | | |
| vs. Chaminade (11.20) | | | | | | | | | | | | | | |
| vs. Marquette/UCLA (11.21) | | | | | | | | | | | | | | |
| vs. TBD (11.22) | | | | | | | | | | | | | | |
| EASTERN ILLINOIS (11.28) | | | | | | | | | | | | | | |
| UCONN (12.1) | | | | | | | | | | | | | | |
| KANSAS CITY (12.5) | | | | | | | | | | | | | | |
| MISSOURI (12.9) | | | | | | | | | | | | | | |
| at Indiana (12.18) | | | | | | | | | | | | | | |
| YALE (12.22) | | | | | | | | | | | | | | |
| vs. Wichita State (12.30) | | | | | | | | | | | | | | |
| TCU (1.6) | | | | | | | | | | | | | | |
| at UCF (1.10) | | | | | | | | | | | | | | |
| OKLAHOMA (1.13) | | | | | | | | | | | | | | |
| at Oklahoma State (1.16) | | | | | | | | | | | | | | |
| at West Virginia (1.20) | | | | | | | | | | | | | | |
| CINCINNATI (1.22) | | | | | | | | | | | | | | |
| at Iowa State (1.27) | | | | | | | | | | | | | | |
| OKLAHOMA STATE (1.30) | | | | | | | | | | | | | | |
| HOUSTON (2.3) | | | | | | | | | | | | | | |
| at Kansas State (2.5) | | | | | | | | | | | | | | |
| BAYLOR (2.10) | | | | | | | | | | | | | | |
| at Texas Tech (2.12) | | | | | | | | | | | | | | |
| at Oklahoma (2.17) | | | | | | | | | | | | | | |
| TEXAS (2.24) | | | | | | | | | | | | | | |
| BYU (2.27) | | | | | | | | | | | | | | |
| at Baylor (3.2) | | | | | | | | | | | | | | |

^ Starter

CAREER STATS

| SEASON | GP-GS | MIN/AVG | FG-FGA | PCT | 3FG-3FGA | PCT | FT-FTA | PCT | O-D-T | AVG | PF-FO | AST | TO | BLK | STL | PTS | AVG |
|--------------|------------|--------------|------------|------------|------------|------------|------------|------------|--------------|------------|------------|----------|----------|----------|----------|----------|------------|
| 2022-23 | 5-0 | 8/1.6 | 0-0 | --- | 0-0 | --- | 0-0 | --- | 0-1-1 | 0.2 | 3-0 | 0 | 1 | 0 | 0 | 0 | 0.0 |
| TOTAL | 5-0 | 8/1.6 | 0-0 | --- | 0-0 | --- | 0-0 | --- | 0-1-1 | 0.2 | 3-0 | 0 | 1 | 0 | 0 | 0 | 0.0 |



PARKER BRAUN

GR-Senior • F • 6-10 • 235 • Burlington, Kan. • Blue Valley Northwest HS • IG: @parkerlouisbraun

- Graduate transfer from Santa Clara who will be playing his sixth season of college basketball in 2023-24
- Began his career at Missouri, where he was a redshirt in 2018-19, and played two seasons before transferring to Santa Clara the past two seasons
- Comes to Kansas with 109 games played and 65 starts, 570 points, 420 rebounds, 102 blocked shots and 39 steals for his career
- Comes from a basketball family, most notably his father (Donny) and brother (Christian) both played at Kansas
- Brother Christian was a member of Kansas' 2022 NCAA National Championship team and is a current member of the 2023 NBA Champion Denver Nuggets.
- Attended Blue Valley Northwest High School in Overland Park, Kansas
- Helped the Huskies capture the 2018 6A state championship, capping off a 21-4 season which ended on a 17-game winning streak
- Played AAU for MoKan Elite

CAREER HONORS

SEC Academic Honor Roll [2020]

BRAUN CAREER HIGHS

| | | |
|---------------------|----|--|
| Points | 19 | vs. Nevada (11.16.21) |
| Field Goals | 9 | vs. Nevada (11.16.21) |
| Field Goal Att. | 12 | vs. Wyoming (11.30.22) vs. Mount St. Mary's (12.7.21) |
| 3PT Field Goals | 2 | 6x, last vs. Portland St. (12.13.22) |
| 3PT Field Goal Att. | 4 | vs. San Francisco (3.4.23) |
| Free Throws | 5 | vs. Iona (11.26.22) |
| Free Throw Att. | 6 | vs. UC Irvine (12.15.22) |
| Rebounds | 12 | at Pacific (1.14.23) vs. Louisiana Tech (12.4.21) |
| Assists | 5 | 4x, last vs. Iona (11.26.22) |
| Blocks | 5 | vs. Montana (12.19.21) |
| Steals | 3 | vs. BYU (1.27.22) |
| Minutes | 40 | vs. San Francisco (3.4.23) |

2023-24 GAME-BY-GAME

| OPPONENT (Date) | MP | FG-A | PCT | 3PT-A | PCT | FT-A | PCT | O-D-T | PF | A | TO | BLK | ST | TP |
|-------------------------------|----|------|-----|-------|-----|------|-----|-------|----|---|----|-----|----|----|
| NORTH CAROLINA CENTRAL (11.6) | | | | | | | | | | | | | | |
| MANHATTAN COLLEGE (11.10) | | | | | | | | | | | | | | |
| vs. Kentucky (11.14) | | | | | | | | | | | | | | |
| vs. Chaminade (11.20) | | | | | | | | | | | | | | |
| vs. Marquette/UCLA (11.21) | | | | | | | | | | | | | | |
| vs. TBD (11.22) | | | | | | | | | | | | | | |
| EASTERN ILLINOIS (11.28) | | | | | | | | | | | | | | |
| UCONN (12.1) | | | | | | | | | | | | | | |
| KANSAS CITY (12.5) | | | | | | | | | | | | | | |
| MISSOURI (12.9) | | | | | | | | | | | | | | |
| at Indiana (12.18) | | | | | | | | | | | | | | |
| YALE (12.22) | | | | | | | | | | | | | | |
| vs. Wichita State (12.30) | | | | | | | | | | | | | | |
| TCU (1.6) | | | | | | | | | | | | | | |
| at UCF (1.10) | | | | | | | | | | | | | | |
| OKLAHOMA (1.13) | | | | | | | | | | | | | | |
| at Oklahoma State (1.16) | | | | | | | | | | | | | | |
| at West Virginia (1.20) | | | | | | | | | | | | | | |
| CINCINNATI (1.22) | | | | | | | | | | | | | | |
| at Iowa State (1.27) | | | | | | | | | | | | | | |
| OKLAHOMA STATE (1.30) | | | | | | | | | | | | | | |
| HOUSTON (2.3) | | | | | | | | | | | | | | |
| at Kansas State (2.5) | | | | | | | | | | | | | | |
| BAYLOR (2.10) | | | | | | | | | | | | | | |
| at Texas Tech (2.12) | | | | | | | | | | | | | | |
| at Oklahoma (2.17) | | | | | | | | | | | | | | |
| TEXAS (2.24) | | | | | | | | | | | | | | |
| BYU (2.27) | | | | | | | | | | | | | | |
| at Baylor (3.2) | | | | | | | | | | | | | | |

^ Starter

CAREER STATS

| SEASON | GP-GS | MIN/AVG | FG-FGA | PCT | 3FG-3FGA | PCT | FT-FTA | PCT | O-D-T | AVG | PF-FO | AST | TO | BLK | STL | PTS | AVG |
|--------------|---------------|------------------|----------------|-------------|---------------|-------------|--------------|-------------|--------------------|------------|--------------|------------|------------|-----------|-----------|------------|------------|
| 2019-20* | 24-0 | 142/5.9 | 15-20 | .750 | 0-1 | .000 | 3-8 | .375 | 7-17-24 | 1.0 | 20-0 | 6 | 8 | 13 | 4 | 33 | 1.4 |
| 2020-21* | 20-0 | 185/9.3 | 20-33 | .606 | 4-10 | .400 | 11-18 | .611 | 10-20-30 | 1.5 | 11-0 | 7 | 4 | 14 | 1 | 55 | 2.8 |
| 2021-22* | 31-30 | 895/28.9 | 96-170 | .565 | 13-37 | .351 | 12-26 | .462 | 44-116-160 | 5.2 | 56-0 | 51 | 46 | 39 | 19 | 217 | 7.0 |
| 2022-23* | 33-33 | 967/29.3 | 109-197 | .553 | 14-57 | .246 | 21-45 | .467 | 56-135-191 | 5.8 | 73-2 | 66 | 77 | 33 | 15 | 253 | 7.7 |
| TOTAL | 108-63 | 2189/20.3 | 240-420 | .571 | 31-105 | .295 | 47-97 | .484 | 117-288-405 | 3.8 | 160-2 | 130 | 135 | 99 | 39 | 558 | 5.2 |

*AT MISSOURI; ^AT SANTA CLARA

KJ ADAMS JR.

Junior • F • 6-7 • 235 • Austin, Texas • Westlake HS • Twitter: @kj_atx • IG: @kjadams

- Big 12 Most Improved Player, All Big 12 Honorable Mention
- Started every game in 2022-23.
- Had a solid freshman season where he played in 37 games with one start in Kansas' 2022 NCAA National Championship season.
- Was named to the 2022 Big 12 All-Freshman Team by the conference coaches.
- A solid defender used in lock down situations, including the final 4.3 second of the NCAA title game against North Carolina.
- Had a solid prep career at Westlake High School going 63-4 in his final two seasons.
- Parents (football and basketball) and sister (volleyball) all played NCAA Division I sports.



CAREER HONORS

- Academic All-Big 12 First Team [2023]
- Big 12 Most Improved Player [2023]
- All Big 12 Honorable Mention [2023]
- Big 12 Player of the Week (1.16.2023)
- Big 12 All-Freshman Team [2022]

MISCELLANEOUS

| | FR. | SO. | CAREER |
|---------------------|-----|-----|--------|
| Double-Doubles | - | - | - |
| 10+ Points | - | 19 | 189 |
| 5+ Rebounds | - | 15 | 15 |
| 10+ Rebounds | - | - | - |
| 2+ Assists | 1 | 21 | 22 |
| 2+ 3PT Field Goals | - | - | - |
| 2+ Steals | - | 7 | 7 |
| 2+ Blocks | 2 | 6 | 8 |
| Led Team in Pts. | - | 1 | 1 |
| Led Team in Rebs. | - | 3 | 3 |
| Led Team in Assists | - | 2 | 2 |
| Led Team in Blocks | - | 14 | 14 |
| Led Team in Steals | 1 | 3 | 4 |

ADAMS CAREER HIGHS

| | | |
|---------------------|--|--|
| Points | 22 | vs. Oklahoma (1.10.23) |
| Field Goals | 9 | at Missouri (12.10.23) |
| Field Goal Att. | 13 | vs. Oklahoma (1.10.23) at Texas Tech (1.3.23) |
| 3PT Field Goals | - | |
| 3PT Field Goal Att. | 1 3x, last vs. West Virginia (2.25.23) | |
| Free Throws | 7 | vs. Baylor (2.18.23) |
| Free Throw Att. | 10 | at Kansas State (1.17.23) |
| Rebounds | 9 | vs. Omaha (11.7.22) |
| Assists | 5 | vs. West Virginia (2.25.23) |
| Blocks | 3 | vs. Southern Utah (11.18.22) |
| Steals | 4 | vs. Harvard (12.22.22) |
| Minutes | 37 | vs. West Virginia (2.25.23) |

2023-24 GAME-BY-GAME

| OPPONENT (Date) | MP | FG-A | PCT | 3PT-A | PCT | FT-A | PCT | O-D-T | PF | A | TO | BLK | ST | TP |
|-------------------------------|----|------|-----|-------|-----|------|-----|-------|----|---|----|-----|----|----|
| NORTH CAROLINA CENTRAL (11.6) | | | | | | | | | | | | | | |
| MANHATTAN COLLEGE (11.10) | | | | | | | | | | | | | | |
| vs. Kentucky (11.14) | | | | | | | | | | | | | | |
| vs. Chaminade (11.20) | | | | | | | | | | | | | | |
| vs. Marquette/UCLA (11.21) | | | | | | | | | | | | | | |
| vs. TBD (11.22) | | | | | | | | | | | | | | |
| EASTERN ILLINOIS (11.28) | | | | | | | | | | | | | | |
| UCONN (12.1) | | | | | | | | | | | | | | |
| KANSAS CITY (12.5) | | | | | | | | | | | | | | |
| MISSOURI (12.9) | | | | | | | | | | | | | | |
| at Indiana (12.18) | | | | | | | | | | | | | | |
| YALE (12.22) | | | | | | | | | | | | | | |
| vs. Wichita State (12.30) | | | | | | | | | | | | | | |
| TCU (1.6) | | | | | | | | | | | | | | |
| at UCF (1.10) | | | | | | | | | | | | | | |
| OKLAHOMA (1.13) | | | | | | | | | | | | | | |
| at Oklahoma State (1.16) | | | | | | | | | | | | | | |
| at West Virginia (1.20) | | | | | | | | | | | | | | |
| CINCINNATI (1.22) | | | | | | | | | | | | | | |
| at Iowa State (1.27) | | | | | | | | | | | | | | |
| OKLAHOMA STATE (1.30) | | | | | | | | | | | | | | |
| HOUSTON (2.3) | | | | | | | | | | | | | | |
| at Kansas State (2.5) | | | | | | | | | | | | | | |
| BAYLOR (2.10) | | | | | | | | | | | | | | |
| at Texas Tech (2.12) | | | | | | | | | | | | | | |
| at Oklahoma (2.17) | | | | | | | | | | | | | | |
| TEXAS (2.24) | | | | | | | | | | | | | | |
| BYU (2.27) | | | | | | | | | | | | | | |
| at Baylor (3.2) | | | | | | | | | | | | | | |

^ Starter

CAREER STATS

| SEASON | GP-GS | MIN/AVG | FG-FGA | PCT | 3FG-3FGA | PCT | FT-FTA | PCT | O-D-T | AVG | PF-FO | AST | TO | BLK | STL | PTS | AVG |
|--------------|--------------|------------------|----------------|-------------|------------|-------------|---------------|-------------|------------------|------------|--------------|-----------|-----------|-----------|-----------|------------|------------|
| 2021-22 | 36-1 | 176/4.9 | 13-25 | .520 | 0-1 | .000 | 12-20 | .600 | 20-10-30 | 0.8 | 19-0 | 10 | 7 | 8 | 2 | 38 | 1.1 |
| 2022-23 | 36-36 | 985/27.3 | 156-251 | .620 | 0-3 | .000 | 68-112 | .610 | 74-82-156 | 4.3 | 106-3 | 70 | 55 | 29 | 27 | 380 | 10.6 |
| TOTAL | 72-37 | 1164/16.2 | 169-276 | .612 | 0-4 | .000 | 80-132 | .606 | 94-92-186 | 2.5 | 126-3 | 80 | 62 | 37 | 29 | 418 | 5.7 |



NICOLAS TIMBERLAKE

GR-Senior • G • 6-4 • 195 • Braintree, Mass. • Kimball Union Academy • Twitter: @NickJTimberlake • IG: @ntimberlake25

- A transfer from Towson who entered the transfer portal following the 2022-23 season
- A two-time All-Colonial Athletics Association (CAA) First Team selection in 2022 and 2023
- Is Towson's all-time leader in three-point field goals made with 233 and three pointers attempted with 614
- Comes to Kansas with career totals of 1,522 points (12.5 ppg), 470 rebounds (3.9 rpg), 193 assists (1.6) and 100 steals (2.5).
- Prior to Towson, Timberlake played the 2017-18 season at Kimball Union Academy prep school in New Hampshire
- Graduated from Braintree High School in 2017.
- Father, Jeff, played basketball at Boston University (1985-86 to 1988-89) and was inducted in the the BU Hall of Fame in 1999

CAREER HONORS

- NABC All-District 10 First Team [2023]
- Colonial Athletic Association All-Tournament Team [2023]
- All-Colonial Athletic Association First Team [2023]
- All-Colonial Athletic Association First Team [2022]
- CAA Commissioner's Academic Honor Roll [2022]
- Las Vegas Invitational All-Tournament Team [2021]
- Colonial Athletic Association Sixth Man of the Year [2020]

TIMBERLAKE CAREER HIGHS

| | | |
|---------------------|----|---------------------------------|
| Points | 34 | at Col. of Charleston (2.23.23) |
| Field Goals | 12 | at Hofstra (2.2.23) |
| Field Goal Att. | 21 | at Hofstra (2.2.23) |
| 3PT Field Goals | 7 | vs. Delaware (2.16.23) |
| 3PT Field Goal Att. | 12 | vs. Col. of Charleston (3.6.23) |
| Free Throws | 10 | at UNCW (2.25.23) |
| Free Throw Att. | 10 | at UNCW (2.25.23) |
| Rebounds | 9 | vs. Delaware (3.5.23) |
| Assists | 6 | at Stony Brook (1.7.23) |
| Blocks | 2 | at Pennsylvania (11.13.22) |
| Steals | 4 | Albany (11.7.22) |
| Minutes | 43 | at Drexel (2.11.23) |

2023-24 GAME-BY-GAME

| OPPONENT (Date) | MP | FG-A | PCT | 3PT-A | PCT | FT-A | PCT | O-D-T | PF | A | TO | BLK | ST | TP |
|-------------------------------|----|------|-----|-------|-----|------|-----|-------|----|---|----|-----|----|----|
| NORTH CAROLINA CENTRAL (11.6) | | | | | | | | | | | | | | |
| MANHATTAN COLLEGE (11.10) | | | | | | | | | | | | | | |
| vs. Kentucky (11.14) | | | | | | | | | | | | | | |
| vs. Chaminade (11.20) | | | | | | | | | | | | | | |
| vs. Marquette/UCLA (11.21) | | | | | | | | | | | | | | |
| vs. TBD (11.22) | | | | | | | | | | | | | | |
| EASTERN ILLINOIS (11.28) | | | | | | | | | | | | | | |
| UCONN (12.1) | | | | | | | | | | | | | | |
| KANSAS CITY (12.5) | | | | | | | | | | | | | | |
| MISSOURI (12.9) | | | | | | | | | | | | | | |
| at Indiana (12.18) | | | | | | | | | | | | | | |
| YALE (12.22) | | | | | | | | | | | | | | |
| vs. Wichita State (12.30) | | | | | | | | | | | | | | |
| TCU (1.6) | | | | | | | | | | | | | | |
| at UCF (1.10) | | | | | | | | | | | | | | |
| OKLAHOMA (1.13) | | | | | | | | | | | | | | |
| at Oklahoma State (1.16) | | | | | | | | | | | | | | |
| at West Virginia (1.20) | | | | | | | | | | | | | | |
| CINCINNATI (1.22) | | | | | | | | | | | | | | |
| at Iowa State (1.27) | | | | | | | | | | | | | | |
| OKLAHOMA STATE (1.30) | | | | | | | | | | | | | | |
| HOUSTON (2.3) | | | | | | | | | | | | | | |
| at Kansas State (2.5) | | | | | | | | | | | | | | |
| BAYLOR (2.10) | | | | | | | | | | | | | | |
| at Texas Tech (2.12) | | | | | | | | | | | | | | |
| at Oklahoma (2.17) | | | | | | | | | | | | | | |
| TEXAS (2.24) | | | | | | | | | | | | | | |
| BYU (2.27) | | | | | | | | | | | | | | |
| at Baylor (3.2) | | | | | | | | | | | | | | |

^ Starter

CAREER STATS

| SEASON | GP-GS | MIN/AVG | FG-FGA | PCT | 3FG-3FGA | PCT | FT-FTA | PCT | O-D-T | AVG | PF-FO | AST | TO | BLK | STL | PTS | AVG |
|--------------|---------------|------------------|-----------------|-------------|----------------|-------------|----------------|-------------|-------------------|------------|--------------|------------|------------|-----------|------------|-------------|-------------|
| 2018-19* | 9-5 | 181/20.1 | 23-58 | .397 | 5-21 | .238 | 7-13 | .538 | 8-17-25 | 2.8 | 17-1 | 12 | 9 | 0 | 8 | 58 | 6.4 |
| 2019-20* | 28-0 | 555/19.8 | 60-163 | .368 | 27-82 | .329 | 25-38 | .658 | 23-74-97 | 3.5 | 45-0 | 24 | 24 | 5 | 19 | 172 | 6.1 |
| 2020-21* | 18-18 | 536/29.8 | 71-199 | .357 | 31-98 | .316 | 44-54 | .815 | 15-55-70 | 3.9 | 32-0 | 14 | 30 | 4 | 12 | 217 | 12.1 |
| 2021-22* | 34-34 | 1128/33.2 | 166-379 | .438 | 78-192 | .406 | 81-101 | .802 | 17-131-148 | 4.4 | 60-0 | 64 | 60 | 7 | 28 | 491 | 14.4 |
| 2022-23* | 33-33 | 1177/35.7 | 197-433 | .455 | 92-221 | .416 | 98-116 | .845 | 17-113-130 | 3.9 | 68-0 | 79 | 78 | 12 | 33 | 584 | 17.7 |
| TOTAL | 122-90 | 3577/29.3 | 517-1232 | .420 | 233-614 | .379 | 255-322 | .792 | 80-390-470 | 3.9 | 222-1 | 193 | 201 | 28 | 100 | 1522 | 12.5 |

*AT TOWSON

ZACH CLEMENCE

Junior • F • 6-11 • 230 • San Antonio, Texas • Sunrise Christian Academy (Kan.) • Twitter: @BIGZTEXAS • IG: @zachary_clemence

- Had a solid freshman season where he appeared in 24 games in Kansas' 2022 NCAA National Championship season.
- A great shooter and being 6-foot-10, can play multiple positions and be a tough matchup
- Played his junior and senior seasons at Sunrise Academy in Bel Aire, Kansas, which is near Wichita.
- Was ranked No. 34 by ESPN100, No. 35 by Rivals.com and No. 40 by 247Sports.com following his senior high school season.
- Grew up on a ranch before moving away to play prep basketball.
- Attended Bill Self Basketball Camp and one of his counselors was 2021-22 super-senior Mitch Lightfoot.



CAREER HONORS

Academic All-Big 12 First Team [2023]

CSC Academic All-District [2023]

MISCELLANEOUS

| | FR. | SO. | CAREER |
|---------------------|-----|-----|--------|
| Double-Doubles | - | - | - |
| 10+ Points | 1 | 1 | 2 |
| 20+ Points | - | - | - |
| 5+ Rebounds | 2 | - | 2 |
| 3+ Assists | 1 | - | 1 |
| 2+ 3PT Field Goals | 1 | 1 | 2 |
| 2+ Steals | 1 | 1 | 2 |
| 2+ Blocks | 1 | 1 | 2 |
| Led Team in Pts. | - | - | - |
| Led Team in Rebs. | - | - | - |
| Led Team in Assists | - | - | - |
| Led Team in Blocks | 1 | 1 | 2 |
| Led Team in Steals | - | 1 | 1 |

CLEMENCE CAREER HIGHS

| | | |
|---------------------|----|--|
| Points | 10 | vs. Oklahoma (1.10.23) |
| Field Goals | 3 | vs. (11.18.21) |
| Field Goal Att. | 8 | vs. Stony Brook (11.18.21) |
| 3PT Field Goals | 2 | vs. Stony Brook (1.10.21) vs. Oklahoma (1.10.23) |
| 3PT Field Goal Att. | 5 | vs. Wisconsin (11.24.22) |
| Free Throws | 3 | vs. Stony Brook (11.18.21) |
| Free Throw Att. | 4 | 4x, last vs. Missouri (12.11.21) |
| Rebounds | 6 | vs. Oklahoma State (2.14.22) vs. Stony Brook (11.18.21) |
| Assists | 3 | vs. Texas Southern (3.17.22) |
| Blocks | 3 | vs. Kansas State (1.31.23) |
| Steals | 2 | vs. Michigan State (11.9.21) vs. Kansas State (1.31.23) |
| Minutes | 15 | vs. Kansas State (1.31.23) |

2023-24 GAME-BY-GAME

| OPPONENT (Date) | MP | FG-A | PCT | 3PT-A | PCT | FT-A | PCT | O-D-T | PF | A | TO | BLK | ST | TP |
|-------------------------------|----|------|-----|-------|-----|------|-----|-------|----|---|----|-----|----|----|
| NORTH CAROLINA CENTRAL (11.6) | | | | | | | | | | | | | | |
| MANHATTAN COLLEGE (11.10) | | | | | | | | | | | | | | |
| vs. Kentucky (11.14) | | | | | | | | | | | | | | |
| vs. Chaminade (11.20) | | | | | | | | | | | | | | |
| vs. Marquette/UCLA (11.21) | | | | | | | | | | | | | | |
| vs. TBD (11.22) | | | | | | | | | | | | | | |
| EASTERN ILLINOIS (11.28) | | | | | | | | | | | | | | |
| UCONN (12.1) | | | | | | | | | | | | | | |
| KANSAS CITY (12.5) | | | | | | | | | | | | | | |
| MISSOURI (12.9) | | | | | | | | | | | | | | |
| at Indiana (12.18) | | | | | | | | | | | | | | |
| YALE (12.22) | | | | | | | | | | | | | | |
| vs. Wichita State (12.30) | | | | | | | | | | | | | | |
| TCU (1.6) | | | | | | | | | | | | | | |
| at UCF (1.10) | | | | | | | | | | | | | | |
| OKLAHOMA (1.13) | | | | | | | | | | | | | | |
| at Oklahoma State (1.16) | | | | | | | | | | | | | | |
| at West Virginia (1.20) | | | | | | | | | | | | | | |
| CINCINNATI (1.22) | | | | | | | | | | | | | | |
| at Iowa State (1.27) | | | | | | | | | | | | | | |
| OKLAHOMA STATE (1.30) | | | | | | | | | | | | | | |
| HOUSTON (2.3) | | | | | | | | | | | | | | |
| at Kansas State (2.5) | | | | | | | | | | | | | | |
| BAYLOR (2.10) | | | | | | | | | | | | | | |
| at Texas Tech (2.12) | | | | | | | | | | | | | | |
| at Oklahoma (2.17) | | | | | | | | | | | | | | |
| TEXAS (2.24) | | | | | | | | | | | | | | |
| BYU (2.27) | | | | | | | | | | | | | | |
| at Baylor (3.2) | | | | | | | | | | | | | | |

^ Starter

CAREER STATS

| SEASON | GP-GS | MIN/AVG | FG-FGA | PCT | 3FG-3FGA | PCT | FT-FTA | PCT | O-D-T | AVG | PF-FO | AST | TO | BLK | STL | PTS | AVG |
|--------------|-------------|----------------|--------------|-------------|--------------|-------------|--------------|-------------|-----------------|------------|-------------|-----------|-----------|-----------|-----------|-----------|------------|
| 2017-18 | 24-0 | 117/4.9 | 15-40 | .375 | 6-22 | .273 | 14-29 | .483 | 17-27-44 | 1.8 | 21-0 | 10 | 6 | 7 | 8 | 50 | 2.1 |
| 2018-19 | 20-0 | 112/5.6 | 11-34 | .324 | 4-18 | .222 | 2-6 | .333 | 8-17-25 | 1.3 | 18-0 | 2 | 7 | 7 | 2 | 28 | 1.4 |
| TOTAL | 44-0 | 229/5.2 | 26-74 | .350 | 10-40 | .250 | 16-35 | .460 | 25-44-69 | 1.6 | 39-0 | 12 | 13 | 14 | 10 | 78 | 1.8 |



WILDER EVERS

Sophomore • G • 6-4 • 185 • Birmingham, Ala. • Oak Mountain HS • Twitter: @EversWilder • IG: @wilderevers

- A walk-on from Birmingham, Alabama, who provides depth at the guard spots
- Comes from a family with Kansas ties as his brother plays baseball for KU and his parents competed in track and field at KU
- Helped lead Oak Mountain High School to three consecutive trips to Alabama's 7A state quarterfinals, including Final Four appearances in 2020 and 2021 and a state title in 2021
- The 2021 state championship was the first in Oak Mountain history
- A two-time all-county selection his junior and senior seasons
- Played for Chris Love at Oak Mountain
- Averaged 11.8 points, 4.3 rebounds and 3.0 assists per game his senior season



JUSTIN CROSS

Junior • F • 6-8 • 200 • Oak Park, Ill. • Oak Park River Forest HS • Twitter: @JCross_4 • IG: @justin.cross4

- An invited walk-on who played junior college basketball at John A. Logan College in Carterville, Illinois
- Started three of 35 games played and averaged 2.8 points, 4.4 rebounds and 1.4 blocked shots per game his sophomore season
- John A. Logan College won the 2023 NJCAA D1 National Championship, boasting a 33-2 record
- Averaged 12 minutes, 3.3 points and 3.0 rebounds in the Vols four victories in the NJCAA Tournament
- Had a career-high 10 points versus Lake Land College (2/25), going 4-for-5 from the field
- Played high school at Oak Park River Forest HS in Oak Park, Illinois
- Father, Gene, played college basketball at Illinois (1990-94) and coached at UIC, DePaul, Virginia and Notre Dame as an assistant and was head coach at Toledo from 2008-10



CHRIS CARTER

RS-Freshman • G • 6-4 • 190 • Indio, Calif. • Shadow Hills HS • IG: @chr.x.2

- An invited walk-on who was a redshirt at Cal State Northridge in 2022-23 and entered the transfer portal in May 2023
- Will provide depth at both guard positions
- Played AAU basketball for Elev8Elite
- Played three seasons at Shadow Hills High School in Indio, Calif.
- Earned several awards including Desert Empire League MVP in 2022 and first-team all-league twice
- Helped his team win the CIF-SS Division 3 title in 2020 while his team won the league championship in 2020 and 2022
- Also was a high jumper on the track & field team as a junior and senior
- Won the Desert League High Jump championship in 2021 before finishing as runner-up in 2022



PATRICK CASSIDY

Junior • G • 6-1 • 185 • Columbus, Kan. • Columbus Unified HS • Twitter: @patrickcassidy • IG: @patrickcassidy14

- An invited walk-on who will provide depth at the point guard position
- Was a two-year manager for the Kansas men's basketball program, including the 2021-22 NCAA National Championship season
- A 2020 all-state selection at Columbus Unified High School (CUHS)
- Was named to the Kansas Basketball Coaches Association (KBCA) Class 3A All-State First Team in 2020
- Scored more than 1,000 points for his career
- A four-sport athlete while at Columbus, also playing football, baseball and track & field
- Racked up more than 1,500 combined yards as a quarterback, scoring 25 touchdowns at CUHS
- An all-conference all-academic selection who was the Class of 2020 valedictorian at CUHS

CHARLIE MCCARTHY

Junior • G • 6-2 • 195 • Rancho Mirage, Calif. • Shadow Hills HS • IG: @chmac13

- A member of Kansas' 2022 NCAA National Championship team.
- Comes from a KU family as both parents are two of 23 family members who have graduated from KU with many still residing in the Lawrence, Kansas City and Salina, Kansas, areas.
- Averaged 12.0 points, 8.0 rebounds, 5.0 assists and 1.5 steals per game in 2020-21 at Shadow Hills HS in Indio, Calif.
- Averaged 11.5 points per game his junior year at Palm Desert HS in Palm Desert, Calif., where his team advanced to state.
- Earned all-league honors his junior and senior seasons.
- His father, Kent, played baseball at KU.
- Has an older sister, Annie, who attends KU, and a younger sister, Molly, who is a freshman on the KU volleyball team.
- Great grandfather was Howard Engleman, who played basketball at KU for coach Phog Allen and had his KU jersey retired in 2003.
- As a youth, attended numerous Kansas Bill Self Basketball Camps.

2022-23 OVERALL STATS

Game Records

| Record | Overall | Home | Away | Neutral |
|----------------|---------|------|------|---------|
| ALL GAMES | 28-8 | 15-1 | 7-4 | 6-3 |
| CONFERENCE | 13-5 | 8-1 | 5-4 | 0-0 |
| NON-CONFERENCE | 15-3 | 7-0 | 2-0 | 6-3 |

Score by Periods

| Team | 1st | 2nd | OT | TOT |
|-----------|------|------|----|------|
| Kansas | 1325 | 1374 | 16 | 2715 |
| Opponents | 1163 | 1271 | 16 | 2450 |

Team Box Score

| No. | Player | Total | | | 3-Point | | | F-Throw | | Rebounds | | | | Other | | | | PTS | AVG | | | |
|------------------|--------------------|-----------|-------------|------|------------------|-------------|----------------|-------------|----------------|-------------|------------|------------|-------------|-------------|------------|-----------|------------|------------|------------|------------|-------------|-------------|
| | | GP-GS | MIN | AVG | FG-FGA | FG% | 3FG-3FGA | 3FG% | FT-FTA | FT% | OFF | DEF | TOT | AVG | PF | DQ | A | | | TO | BLK | STL |
| 10 | WILSON, Jalen | 36-36 | 1273:50 | 35.4 | 247-575 | .430 | 70-208 | .337 | 159-199 | .799 | 56 | 241 | 297 | 8.3 | 76 | 0 | 79 | 84 | 17 | 34 | 723 | 20.1 |
| 4 | DICK, Gradey | 36-36 | 1176:30 | 32.7 | 174-394 | .442 | 83-206 | .403 | 76-89 | .854 | 40 | 145 | 185 | 5.1 | 76 | 1 | 60 | 45 | 9 | 52 | 507 | 14.1 |
| 15 | MCCULLAR, Kevin | 34-33 | 1042:26 | 30.7 | 123-277 | .444 | 29-98 | .296 | 89-117 | .761 | 41 | 197 | 238 | 7.0 | 101 | 4 | 80 | 72 | 25 | 68 | 364 | 10.7 |
| 24 | ADAMS, JR., KJ | 36-36 | 985:29 | 27.4 | 156-251 | .622 | 0-3 | .000 | 68-112 | .607 | 74 | 82 | 156 | 4.3 | 106 | 3 | 70 | 55 | 29 | 27 | 380 | 10.6 |
| 3 | HARRIS, Dajuan | 36-36 | 1231:10 | 34.2 | 131-278 | .471 | 30-74 | .405 | 28-47 | .596 | 25 | 65 | 90 | 2.5 | 58 | 1 | 224 | 73 | 15 | 78 | 320 | 8.9 |
| 1 | YESUFU, Joseph | 35-3 | 444:42 | 12.7 | 54-147 | .367 | 24-84 | .286 | 10-15 | .667 | 2 | 39 | 41 | 1.2 | 36 | 0 | 15 | 18 | 0 | 16 | 142 | 4.1 |
| 23 | UDEH JR., Ernest | 30-0 | 249:21 | 8.3 | 34-45 | .756 | 0-0 | .000 | 9-22 | .409 | 23 | 30 | 53 | 1.8 | 48 | 1 | 9 | 16 | 18 | 20 | 77 | 2.6 |
| 0 | PETTIFORD, Bobby | 32-0 | 384:58 | 12.0 | 31-58 | .534 | 3-10 | .300 | 6-8 | .750 | 10 | 28 | 38 | 1.2 | 26 | 0 | 43 | 36 | 1 | 9 | 71 | 2.2 |
| 11 | RICE, MJ | 23-0 | 173:39 | 7.6 | 20-49 | .408 | 3-15 | .200 | 8-12 | .667 | 11 | 13 | 24 | 1.0 | 28 | 0 | 4 | 12 | 2 | 7 | 51 | 2.2 |
| 31 | MARTIN, Cam | 4-0 | 10:28 | 2.6 | 3-4 | .750 | 1-1 | 1.000 | 0-0 | .000 | 2 | 0 | 2 | 0.5 | 2 | 0 | 0 | 0 | 0 | 0 | 7 | 1.8 |
| 21 | CLEMENCE, Zach | 20-0 | 112:28 | 5.6 | 11-34 | .324 | 4-18 | .222 | 2-6 | .333 | 8 | 17 | 25 | 1.3 | 18 | 0 | 2 | 7 | 7 | 2 | 28 | 1.4 |
| 35 | EJIOFOR, Zuby | 25-0 | 127:49 | 5.1 | 13-20 | .650 | 0-0 | .000 | 5-10 | .500 | 15 | 28 | 43 | 1.7 | 18 | 0 | 4 | 12 | 15 | 3 | 31 | 1.2 |
| 20 | JANKOVICH, Michael | 13-0 | 23:54 | 1.8 | 5-8 | .625 | 4-7 | .571 | 0-0 | .000 | 0 | 0 | 0 | 0.0 | 1 | 0 | 0 | 0 | 1 | 1 | 14 | 1.1 |
| 5 | CUFFE, JR., Kyle | 2-0 | 06:13 | 3.1 | 0-2 | .000 | 0-0 | .000 | 0-2 | .000 | 1 | 0 | 1 | 0.5 | 0 | 0 | 0 | 0 | 0 | 0 | 0 | 0.0 |
| 22 | WILHITE, Dillon | 5-0 | 07:02 | 1.4 | 0-0 | .000 | 0-0 | .000 | 0-0 | .000 | 0 | 1 | 1 | 0.2 | 3 | 0 | 0 | 1 | 0 | 0 | 0 | 0.0 |
| Team | | | | | | | | | | | 45 | 55 | 100 | | | | 13 | | | | | |
| Total | | 36 | 7250 | | 1002-2142 | .468 | 251-724 | .347 | 460-639 | .720 | 353 | 941 | 1294 | 35.9 | 597 | 10 | 590 | 444 | 139 | 317 | 2715 | 75.4 |
| Opponents | | 36 | 7250 | | 873-2103 | .415 | 230-742 | .310 | 474-654 | .725 | 379 | 876 | 1255 | 34.9 | 577 | 9 | 406 | 515 | 101 | 220 | 2450 | 68.1 |

Team Statistics

| | KU | OPP |
|------------------------|------------------|-----------------|
| Scoring | 2715 | 2450 |
| Points per game | 75.4 | 68.1 |
| Scoring margin | +7.4 | - |
| Field goals-att | 1002-2142 | 873-2103 |
| Field goal pct | .468 | .415 |
| 3 point fg-att | 251-724 | 230-742 |
| 3-point FG pct | .347 | .310 |
| 3-pt FG made per game | 7.0 | 6.4 |
| Free throws-att | 460-639 | 474-654 |
| Free throw pct | .720 | .725 |
| F-Throws made per game | 12.8 | 13.2 |
| Rebounds | 1294 | 1255 |
| Rebounds per game | 35.9 | 34.9 |
| Rebounding margin | +1.1 | - |
| Assists | 590 | 406 |
| Assists per game | 16.4 | 11.3 |
| Turnovers | 444 | 515 |
| Turnovers per game | 12.3 | 14.3 |
| Turnover margin | +2.0 | - |
| Assist/turnover ratio | 1.3 | 0.8 |
| Steals | 317 | 220 |
| Steals per game | 8.8 | 6.1 |
| Blocks | 139 | 101 |
| Blocks per game | 3.9 | 2.8 |
| Winning streak | 0 | - |
| Home win streak | 5 | - |
| Attendance | 260800 | 139212 |
| Home games-Avg/Game | 16-16300 | 11-12656 |
| Neutral site-Avg/Game | - | 9-10220 |

Team Results

| Date | Opponent | Score | Att. |
|------------|------------------|-----------|-------|
| 11/07/2022 | Omaha | W 89-64 | 16300 |
| 11/10/2022 | North Dakota St. | W 82-59 | 16300 |
| 11/15/2022 | vs Duke | W 69-64 | 15828 |
| 11/18/2022 | Southern Utah | W 82-76 | 16300 |
| 11/23/2022 | vs NC State | W 80-74 | 1275 |
| 11/24/2022 | vs Wisconsin | Wot 69-68 | 1185 |
| 11/25/2022 | vs Tennessee | L 50-64 | 2018 |
| 11/28/2022 | Texas Southern | W 87-55 | 16300 |
| 12/01/2022 | Seton Hall | W 91-65 | 16300 |
| 12/10/2022 | at Missouri | W 95-67 | 15061 |
| 12/17/2022 | Indiana | W 84-62 | 16300 |
| 12/22/2022 | Harvard | W 68-54 | 16300 |
| 12/31/2022 | Oklahoma St. | W 69-67 | 16300 |
| 01/03/2023 | at Texas Tech | W 75-72 | 14385 |
| 01/07/2023 | at West Virginia | W 76-62 | 14135 |
| 01/10/2023 | Oklahoma | W 79-75 | 16300 |
| 01/14/2023 | Iowa St. | W 62-60 | 16300 |
| 01/17/2023 | at Kansas St. | Lot 82-83 | 11000 |
| 01/21/2023 | TCU | L 60-83 | 16300 |
| 01/23/2023 | at Baylor | L 69-75 | 10219 |
| 01/28/2023 | at Kentucky | W 77-68 | 20418 |
| 01/31/2023 | Kansas St. | W 90-78 | 16300 |
| 02/04/2023 | at Iowa St. | L 53-68 | 14267 |
| 02/06/2023 | Texas | W 88-80 | 16300 |
| 02/11/2023 | at Oklahoma | W 78-55 | 9418 |
| 02/14/2023 | at Oklahoma St. | W 87-76 | 11165 |
| 02/18/2023 | Baylor | W 87-71 | 16300 |
| 02/20/2023 | at TCU | W 63-58 | 7831 |
| 02/25/2023 | West Virginia | W 76-74 | 16300 |
| 02/28/2023 | Texas Tech | W 67-63 | 16300 |
| 03/04/2023 | at Texas | L 59-75 | 11313 |
| 03/09/2023 | vs West Virginia | W 78-61 | 18034 |
| 03/10/2023 | vs Iowa St. | W 71-58 | 19135 |
| 03/11/2023 | vs Texas | L 56-76 | 17763 |
| 03/16/2023 | vs Howard | W 96-68 | 16745 |
| 03/18/2023 | vs Arkansas | L 71-72 | 0 |

2022-23 CONFERENCE ONLY STATS

Game Records

| Record | Overall | Home | Away | Neutral |
|----------------|---------|------|------|---------|
| ALL GAMES | 13-5 | 8-1 | 5-4 | 0-0 |
| CONFERENCE | 13-5 | 8-1 | 5-4 | 0-0 |
| NON-CONFERENCE | 0-0 | 0-0 | 0-0 | 0-0 |

Score by Periods

| Team | 1st | 2nd | OT | TOT |
|-----------|-----|-----|----|------|
| Kansas | 631 | 679 | 10 | 1320 |
| Opponents | 635 | 629 | 11 | 1275 |

Team Box Score

| No. | Player | | | | Total | | 3-Point | | F-Throw | | Rebounds | | | | | | | | | | | |
|------------------|--------------------|-----------|-------------|------|-----------------|-------------|----------------|-------------|----------------|-------------|------------|------------|------------|-------------|------------|----------|------------|------------|-----------|------------|-------------|-------------|
| | | GP-GS | MIN | AVG | FG-FGA | FG% | 3FG-3FGA | 3FG% | FT-FTA | FT% | OFF | DEF | TOT | AVG | PF | DQ | A | TO | BLK | STL | PTS | AVG |
| 10 | WILSON, Jalen | 18-18 | 647:13 | 36.0 | 110-271 | .406 | 34-104 | .327 | 83-105 | .790 | 26 | 117 | 143 | 7.9 | 45 | 0 | 39 | 45 | 13 | 13 | 337 | 18.7 |
| 4 | DICK, Gradey | 18-18 | 597:11 | 33.2 | 80-192 | .417 | 38-105 | .362 | 46-53 | .868 | 17 | 72 | 89 | 4.9 | 46 | 1 | 29 | 25 | 6 | 25 | 244 | 13.6 |
| 24 | ADAMS, JR., KJ | 18-18 | 509:11 | 28.3 | 80-136 | .588 | 0-2 | .000 | 46-70 | .657 | 40 | 42 | 82 | 4.6 | 51 | 2 | 29 | 29 | 14 | 8 | 206 | 11.4 |
| 15 | MCCULLAR, Kevin | 18-18 | 573:18 | 31.8 | 59-142 | .415 | 12-49 | .245 | 60-78 | .769 | 17 | 102 | 119 | 6.6 | 61 | 2 | 49 | 35 | 12 | 31 | 190 | 10.6 |
| 3 | HARRIS, Dajuan | 18-18 | 647:39 | 36.0 | 68-151 | .450 | 22-47 | .468 | 9-18 | .500 | 13 | 34 | 47 | 2.6 | 25 | 0 | 107 | 31 | 6 | 36 | 167 | 9.3 |
| 1 | YESUFU, Joseph | 17-0 | 202:32 | 11.9 | 22-69 | .319 | 11-43 | .256 | 6-7 | .857 | 0 | 20 | 20 | 1.2 | 19 | 0 | 7 | 6 | 0 | 9 | 61 | 3.6 |
| 21 | CLEMENCE, Zach | 9-0 | 54:47 | 6.1 | 10-19 | .526 | 3-6 | .500 | 2-6 | .333 | 4 | 8 | 12 | 1.3 | 10 | 0 | 1 | 4 | 4 | 2 | 25 | 2.8 |
| 23 | UDEH JR., Ernest | 13-0 | 101:49 | 7.8 | 15-15 | 1.000 | 0-0 | .000 | 4-10 | .400 | 10 | 12 | 22 | 1.7 | 26 | 1 | 5 | 7 | 8 | 13 | 34 | 2.6 |
| 31 | MARTIN, Cam | 2-0 | 06:19 | 3.2 | 2-2 | 1.000 | 0-0 | .000 | 0-0 | .000 | 2 | 0 | 2 | 1.0 | 1 | 0 | 0 | 0 | 0 | 0 | 4 | 2.0 |
| 0 | PETTIFORD, Bobby | 16-0 | 171:58 | 10.7 | 13-27 | .481 | 2-7 | .286 | 2-3 | .667 | 3 | 15 | 18 | 1.1 | 14 | 0 | 16 | 18 | 0 | 3 | 30 | 1.9 |
| 20 | JANKOVICH, Michael | 4-0 | 07:31 | 1.9 | 2-3 | .667 | 2-3 | .667 | 0-0 | .000 | 0 | 0 | 0 | 0.0 | 0 | 0 | 0 | 0 | 0 | 1 | 6 | 1.5 |
| 35 | EJIOFOR, Zuby | 10-0 | 47:33 | 4.8 | 3-5 | .600 | 0-0 | .000 | 2-4 | .500 | 2 | 7 | 9 | 0.9 | 4 | 0 | 3 | 5 | 4 | 0 | 8 | 0.8 |
| 11 | RICE, MJ | 11-0 | 56:28 | 5.1 | 4-11 | .364 | 0-0 | .000 | 0-0 | .000 | 6 | 5 | 11 | 1.0 | 8 | 0 | 2 | 6 | 0 | 3 | 8 | 0.7 |
| 22 | WILHITE, Dillon | 1-0 | 01:32 | 1.5 | 0-0 | .000 | 0-0 | .000 | 0-0 | .000 | 0 | 1 | 1 | 1.0 | 0 | 0 | 0 | 1 | 0 | 0 | 0 | 0.0 |
| Team | | | | | | | | | | | 28 | 27 | 55 | | | | | | | | | 6 |
| Total | | 18 | 3625 | | 468-1043 | .449 | 124-366 | .339 | 260-354 | .734 | 168 | 462 | 630 | 35.0 | 310 | 6 | 287 | 218 | 67 | 144 | 1320 | 73.3 |
| Opponents | | 18 | 3625 | | 447-1057 | .423 | 123-367 | .335 | 258-346 | .746 | 189 | 452 | 641 | 35.6 | 301 | 4 | 201 | 235 | 52 | 111 | 1275 | 70.8 |

Team Statistics

| | KU | OPP |
|------------------------|-----------------|-----------------|
| Scoring | 1320 | 1275 |
| Points per game | 73.3 | 70.8 |
| Scoring margin | +2.5 | - |
| Field goals-att | 468-1043 | 447-1057 |
| Field goal pct | .449 | .423 |
| 3 point fg-att | 124-366 | 123-367 |
| 3-point FG pct | .339 | .335 |
| 3-pt FG made per game | 6.9 | 6.8 |
| Free throws-att | 260-354 | 258-346 |
| Free throw pct | .734 | .746 |
| F-Throws made per game | 14.4 | 14.3 |
| Rebounds | 630 | 641 |
| Rebounds per game | 35.0 | 35.6 |
| Rebounding margin | -0.6 | - |
| Assists | 287 | 201 |
| Assists per game | 15.9 | 11.2 |
| Turnovers | 218 | 235 |
| Turnovers per game | 12.1 | 13.1 |
| Turnover margin | +0.9 | - |
| Assist/turnover ratio | 1.3 | 0.9 |
| Steals | 144 | 111 |
| Steals per game | 8.0 | 6.2 |
| Blocks | 67 | 52 |
| Blocks per game | 3.7 | 2.9 |
| Winning streak | 0 | - |
| Home win streak | 5 | - |
| Attendance | 146700 | 103733 |
| Home games-Avg/Game | 9-16300 | 9-11526 |
| Neutral site-Avg/Game | - | 0-0 |

Team Results

| Date | Opponent | Score | Att. |
|------------|------------------|-----------|-------|
| 12/31/2022 | Oklahoma St. | W 69-67 | 16300 |
| 01/03/2023 | at Texas Tech | W 75-72 | 14385 |
| 01/07/2023 | at West Virginia | W 76-62 | 14135 |
| 01/10/2023 | Oklahoma | W 79-75 | 16300 |
| 01/14/2023 | Iowa St. | W 62-60 | 16300 |
| 01/17/2023 | at Kansas St. | Lot 82-83 | 11000 |
| 01/21/2023 | TCU | L 60-83 | 16300 |
| 01/23/2023 | at Baylor | L 69-75 | 10219 |
| 01/31/2023 | Kansas St. | W 90-78 | 16300 |
| 02/04/2023 | at Iowa St. | L 53-68 | 14267 |
| 02/06/2023 | Texas | W 88-80 | 16300 |
| 02/11/2023 | at Oklahoma | W 78-55 | 9418 |
| 02/14/2023 | at Oklahoma St. | W 87-76 | 11165 |
| 02/18/2023 | Baylor | W 87-71 | 16300 |
| 02/20/2023 | at TCU | W 63-58 | 7831 |
| 02/25/2023 | West Virginia | W 76-74 | 16300 |
| 02/28/2023 | Texas Tech | W 67-63 | 16300 |
| 03/04/2023 | at Texas | L 59-75 | 11313 |



Official Basketball Box Score - Final
Fort Hays St. at Kansas
 1180MS Allen Fieldhouse, Lawrence
 02/23/24 Men's Basketball

Game Time: 7:22 PM
 Game Duration: 1:28
 Attendance: 10,990

Officials: Doug Gimmens, Rip Kuehner, Tyler Kuepf

Fort Hays St. - 68

Record: 6-9

| NO. | Name | Min | FG | | | Rebounds | | | Fouls | | TP | AS | TO | ST | Blocks | | +/- |
|---------------|----------------|---------|--------------|-------------|--------------|----------|-----------|-----------|-----------|-----------|-----------|-----------|-----------|-----------|----------|----------|------------|
| | | | M-A | 3P-M-A | FT-M-A | OR | DR | TOT | PF | FD | | | | | BS | BA | |
| 4 | Bjarni Jonsson | F 18:03 | 2-8 | 1-5 | 0-2 | 1 | 0 | 1 | 5 | 2 | 5 | 1 | 1 | 3 | 0 | 1 | 1 |
| 0 | Elijah Nnanabu | G 28:49 | 5-9 | 2-3 | 2-4 | 1 | 5 | 6 | 1 | 2 | 14 | 2 | 2 | 1 | 0 | 1 | -12 |
| 2 | Traejon Davis | G 21:55 | 2-5 | 1-1 | 4-6 | 1 | 3 | 4 | 5 | 4 | 9 | 0 | 1 | 1 | 0 | 1 | -18 |
| 5 | Kaleb Hammeke | G 29:27 | 3-11 | 0-2 | 2-2 | 2 | 3 | 5 | 0 | 2 | 8 | 4 | 2 | 4 | 0 | 1 | -14 |
| 11 | RJ Crawford | G 19:53 | 0-4 | 0-2 | 0-0 | 0 | 4 | 4 | 1 | 0 | 0 | 1 | 1 | 0 | 0 | 0 | -17 |
| 23 | Shaun Riley | 14:28 | 1-6 | 0-0 | 0-0 | 2 | 0 | 2 | 3 | 0 | 2 | 1 | 1 | 1 | 0 | 1 | -1 |
| 24 | Jahelm Holden | 19:17 | 2-4 | 1-2 | 2-2 | 0 | 5 | 5 | 0 | 3 | 7 | 1 | 3 | 0 | 0 | 0 | -8 |
| 1 | Kyle Grill | 16:10 | 1-2 | 1-2 | 0-0 | 0 | 2 | 2 | 1 | 1 | 3 | 0 | 0 | 0 | 0 | 0 | -19 |
| 3 | Lucas Hammeke | 15:06 | 1-5 | 0-2 | 0-0 | 0 | 2 | 2 | 0 | 0 | 2 | 0 | 0 | 0 | 0 | 0 | -4 |
| 15 | Conner Landell | 06:55 | 0-1 | 0-0 | 0-0 | 0 | 0 | 0 | 5 | 0 | 0 | 0 | 2 | 0 | 0 | 1 | -9 |
| 10 | Nathan Hawk | 03:18 | 0-0 | 0-0 | 0-0 | 0 | 0 | 0 | 0 | 0 | 0 | 0 | 0 | 0 | 0 | 0 | 2 |
| 22 | Kobe Greene | 02:13 | 0-0 | 0-0 | 0-0 | 0 | 0 | 0 | 0 | 0 | 0 | 0 | 0 | 0 | 0 | 0 | 3 |
| 33 | Petar Asceric | 02:13 | 1-1 | 1-1 | 0-0 | 0 | 0 | 0 | 0 | 0 | 3 | 0 | 0 | 0 | 0 | 0 | 3 |
| 34 | Dylan Werth | 02:13 | 1-1 | 0-0 | 0-0 | 0 | 0 | 0 | 0 | 0 | 2 | 0 | 0 | 0 | 0 | 0 | 3 |
| Team | | | | | | 1 | 0 | 1 | | | 0 | | | | | | |
| Totals | | | 19-57 | 7-20 | 10-16 | 8 | 24 | 32 | 21 | 14 | 55 | 10 | 13 | 10 | 0 | 6 | -18 |

| Shooting By Period | | |
|---------------------|-------|-------|
| 1 st FG% | 8-30 | 26.7% |
| 3PT% | 1-8 | 12.5% |
| FT% | 6-10 | 60% |
| 2 nd FG% | 11-27 | 40.7% |
| 3PT% | 6-12 | 50.0% |
| FT% | 4-6 | 66.7% |
| GM FG% | 19-57 | 33.3% |
| 3PT% | 7-20 | 35.0% |
| FT% | 10-16 | 62.5% |

Dead Ball Rebounds: 3, 0

Technical Fouls: NONE

Kansas - 73

Record: 6-9

| NO. | Name | Min | FG | | | Rebounds | | | Fouls | | TP | AS | TO | ST | Blocks | | +/- |
|---------------|--------------------|---------|--------------|-------------|--------------|----------|-----------|-----------|-----------|-----------|-----------|-----------|-----------|----------|----------|----------|-----------|
| | | | M-A | 3P-M-A | FT-M-A | OR | DR | TOT | PF | FD | | | | | BS | BA | |
| 24 | KJ Adams, Jr. | F 24:04 | 5-6 | 0-0 | 4-6 | 1 | 3 | 4 | 1 | 3 | 14 | 2 | 2 | 1 | 0 | 0 | 18 |
| 1 | Hunter Dickinson | C 25:32 | 5-9 | 0-1 | 7-8 | 4 | 7 | 11 | 0 | 7 | 17 | 3 | 1 | 0 | 2 | 0 | 6 |
| 3 | Dajuan Harris Jr. | G 32:38 | 3-4 | 0-1 | 1-2 | 0 | 1 | 1 | 2 | 2 | 7 | 8 | 4 | 2 | 1 | 0 | 24 |
| 15 | Kevin McCullar Jr. | G 28:38 | 6-10 | 4-8 | 5-7 | 0 | 6 | 6 | 0 | 5 | 21 | 0 | 2 | 3 | 0 | 0 | 26 |
| 25 | Nicolas Timberlake | G 15:34 | 1-6 | 1-5 | 0-0 | 0 | 3 | 3 | 2 | 0 | 3 | 1 | 2 | 0 | 0 | 0 | 13 |
| 13 | Elmarko Jackson | 15:52 | 0-2 | 0-2 | 0-1 | 0 | 1 | 1 | 1 | 1 | 0 | 3 | 0 | 0 | 0 | 0 | -5 |
| 23 | Parker Braun | 09:39 | 2-3 | 1-2 | 0-0 | 0 | 3 | 3 | 4 | 1 | 5 | 0 | 1 | 0 | 3 | 0 | 6 |
| 10 | Johnny Furphy | 13:43 | 1-3 | 0-2 | 0-0 | 0 | 3 | 3 | 1 | 1 | 2 | 1 | 1 | 1 | 0 | 0 | 7 |
| 11 | Jamari McDowell | 12:09 | 0-2 | 0-1 | 0-0 | 0 | 2 | 2 | 1 | 0 | 0 | 1 | 0 | 0 | 0 | 0 | 3 |
| 41 | Zach Clemence | 05:43 | 0-3 | 0-2 | 2-2 | 2 | 1 | 3 | 1 | 1 | 2 | 0 | 0 | 0 | 0 | 0 | -4 |
| 20 | Michael Jankovich | 07:51 | 0-3 | 0-3 | 0-0 | 0 | 1 | 1 | 1 | 0 | 0 | 0 | 0 | 0 | 0 | 0 | 2 |
| 12 | Wilder Evers | 06:52 | 1-2 | 0-1 | 0-0 | 0 | 0 | 0 | 0 | 0 | 2 | 0 | 0 | 0 | 0 | 0 | -6 |
| 22 | Dillon Wilhite | 01:45 | 0-0 | 0-0 | 0-0 | 1 | 1 | 2 | 0 | 0 | 0 | 1 | 0 | 0 | 0 | 0 | 0 |
| Team | | | | | | 1 | 1 | 2 | | | 0 | | | | | | |
| Totals | | | 24-53 | 6-28 | 19-26 | 9 | 33 | 42 | 14 | 21 | 73 | 20 | 13 | 7 | 6 | 0 | 18 |

| Shooting By Period | | |
|---------------------|-------|-------|
| 1 st FG% | 13-25 | 52.0% |
| 3PT% | 2-10 | 20.0% |
| FT% | 15-21 | 71.4% |
| 2 nd FG% | 11-28 | 39.3% |
| 3PT% | 4-18 | 22.2% |
| FT% | 4-5 | 80% |
| GM FG% | 24-53 | 45.3% |
| 3PT% | 6-28 | 21.4% |
| FT% | 19-26 | 73.1% |

Dead Ball Rebounds: 3, 0

Technical Fouls: NONE

| | FHS | KAN |
|------------------|---------------------------|----------------------------|
| Biggest lead | 0 (1 st 20:00) | 28 (2 nd 6:11) |
| Best Scoring Run | 10 (2 nd 2:38) | 10 (2 nd 13:13) |
| Lead Changes | 0 | |
| Times Tied | 0 | |
| Time with Lead | 00:00 | 38:48 |

| Points from | FHS | KAN |
|---------------|-----|-----|
| Turnovers | 7 | 13 |
| Paint | 20 | 34 |
| Second Chance | 2 | 13 |
| Fast Breaks | 3 | 5 |
| Bench | 18 | 11 |

| | Period by Period Scoring | | |
|-----|--------------------------|-----|-----|
| | 1st | 2nd | TOT |
| FHS | 23 | 32 | 55 |
| KAN | 49 | 30 | 73 |



Official Basketball Box Score - Final
Kansas at Illinois
 10/29/23 State Farm Center, Champaign, Ill.
 Maui Strong Relief Matchup

Game Time: 5:00 PM
 Game Duration: 2:15
 Attendance: 12,592

Officials: Brian Dorsey, Jeffrey Anderson, Bret Smith

Kansas - 75 Record: 0-0

| NO. | Name | Min | FG | 3P | FT | Rebounds | | | Fouls | | TP | AS | TO | ST | Blocks | | +/- |
|---------------|--------------------|---------|-------|------|-------|----------|----|-----|-------|----|----|----|----|----|--------|----|-----|
| | | | M-A | M-A | M-A | OR | DR | TOT | PF | FD | | | | | BS | BA | |
| 24 | KJ Adams, Jr. | F 36:16 | 6-10 | 0-1 | 2-4 | 3 | 1 | 4 | 6 | 3 | 14 | 3 | 2 | 0 | 0 | 0 | -4 |
| 1 | Hunter Dickinson | C 34:39 | 9-20 | 1-3 | 3-4 | 4 | 5 | 9 | 3 | 3 | 22 | 0 | 1 | 0 | 2 | 0 | 1 |
| 3 | Dajuan Harris Jr. | G 37:57 | 2-7 | 0-1 | 2-2 | 1 | 2 | 3 | 1 | 1 | 6 | 8 | 1 | 2 | 1 | 1 | -4 |
| 13 | Elmarko Jackson | G 26:08 | 2-4 | 0-1 | 0-0 | 0 | 1 | 1 | 4 | 1 | 4 | 2 | 1 | 0 | 0 | 0 | -13 |
| 15 | Kevin McCullar Jr. | G 34:43 | 9-14 | 2-3 | 5-9 | 0 | 8 | 8 | 5 | 6 | 25 | 1 | 3 | 0 | 0 | 0 | 0 |
| 23 | Parker Braun | 06:40 | 0-0 | 0-0 | 0-0 | 0 | 1 | 1 | 2 | 1 | 0 | 0 | 1 | 1 | 0 | 0 | -9 |
| 25 | Nicolas Timberlake | 17:10 | 2-6 | 0-3 | 0-0 | 0 | 2 | 2 | 3 | 1 | 4 | 1 | 2 | 0 | 0 | 1 | 0 |
| 11 | Jamari McDowell | 03:46 | 0-0 | 0-0 | 0-0 | 0 | 0 | 0 | 0 | 0 | 0 | 0 | 0 | 1 | 0 | 0 | -3 |
| 41 | Zach Clemence | 02:05 | 0-0 | 0-0 | 0-0 | 0 | 1 | 1 | 0 | 0 | 0 | 0 | 0 | 0 | 0 | 0 | -3 |
| 20 | Michael Jankovich | 00:36 | 0-0 | 0-0 | 0-0 | 0 | 0 | 0 | 0 | 0 | 0 | 0 | 0 | 0 | 0 | 0 | 0 |
| Team | | | | | | 3 | 0 | 3 | | | 0 | | 1 | | | | |
| Totals | | | 30-61 | 3-12 | 12-19 | 11 | 21 | 32 | 24 | 16 | 75 | 15 | 13 | 3 | 3 | 2 | -7 |

| Shooting By Period | | |
|--------------------|------|-------------|
| 1 st | FG% | 15-28 53.6% |
| | 3PT% | 2-3 66.7% |
| | FT% | 5-7 71.4% |
| 2 nd | FG% | 15-33 45.5% |
| | 3PT% | 1-9 11.1% |
| | FT% | 7-12 58.3% |
| GM | FG% | 30-61 49.2% |
| | 3PT% | 3-12 25.0% |
| | FT% | 12-19 63.2% |

Dead Ball Rebounds: 1, 1

Technical Fouls: Timberlake 2nd 7:51

Illinois - 82 Record: 0-0

| NO. | Name | Min | FG | 3P | FT | Rebounds | | | Fouls | | TP | AS | TO | ST | Blocks | | +/- |
|---------------|----------------------|---------|-------|-------|-------|----------|----|-----|-------|----|----|----|----|----|--------|----|-----|
| | | | M-A | M-A | M-A | OR | DR | TOT | PF | FD | | | | | BS | BA | |
| 3 | Marcus Domask | F 29:27 | 4-9 | 1-4 | 2-2 | 2 | 3 | 5 | 1 | 1 | 11 | 1 | 1 | 0 | 0 | 0 | 6 |
| 13 | Quincy Guerrier | F 25:47 | 2-4 | 1-1 | 8-10 | 3 | 6 | 9 | 1 | 6 | 13 | 0 | 1 | 1 | 0 | 0 | 8 |
| 33 | Coleman Hawkins | F 29:20 | 4-11 | 4-9 | 2-2 | 1 | 4 | 5 | 5 | 2 | 14 | 2 | 2 | 2 | 1 | 0 | 9 |
| 0 | Terrence Shannon Jr. | G 34:29 | 8-13 | 5-9 | 7-10 | 0 | 3 | 3 | 1 | 7 | 28 | 2 | 1 | 2 | 0 | 1 | 5 |
| 20 | Ty Rodgers | G 24:49 | 3-6 | 0-0 | 1-2 | 1 | 2 | 3 | 3 | 2 | 7 | 3 | 3 | 0 | 1 | 1 | 1 |
| 4 | Justin Harmon | 22:27 | 3-5 | 0-0 | 0-0 | 3 | 3 | 6 | 1 | 0 | 6 | 0 | 0 | 0 | 0 | 0 | 11 |
| 10 | Luke Goode | 10:08 | 0-2 | 0-2 | 0-0 | 1 | 0 | 1 | 2 | 1 | 0 | 0 | 2 | 0 | 0 | 0 | -1 |
| 42 | Dain Dainja | 08:29 | 0-1 | 0-0 | 1-4 | 0 | 0 | 0 | 1 | 2 | 1 | 0 | 1 | 1 | 0 | 1 | -3 |
| 1 | Sencire Harris | 07:39 | 1-1 | 0-0 | 0-0 | 0 | 2 | 2 | 1 | 1 | 2 | 0 | 1 | 0 | 0 | 0 | -5 |
| 2 | Dra Gibbs-Lawhorn | 03:02 | 0-1 | 0-1 | 0-0 | 0 | 0 | 0 | 0 | 0 | 0 | 0 | 0 | 0 | 0 | 0 | 1 |
| 35 | Amani Hansberry | 02:11 | 0-3 | 0-1 | 0-0 | 1 | 0 | 1 | 1 | 0 | 0 | 0 | 1 | 0 | 0 | 0 | 1 |
| 11 | Niccolo Moretti | 02:12 | 0-0 | 0-0 | 0-2 | 0 | 1 | 1 | 0 | 1 | 0 | 0 | 0 | 0 | 0 | 0 | 2 |
| Team | | | | | | 1 | 2 | 3 | | | 0 | | 1 | | | | |
| Totals | | | 25-56 | 11-27 | 21-32 | 13 | 26 | 39 | 17 | 23 | 82 | 8 | 14 | 6 | 2 | 3 | 7 |

| Shooting By Period | | |
|--------------------|------|-------------|
| 1 st | FG% | 17-34 50.0% |
| | 3PT% | 7-16 43.8% |
| | FT% | 2-6 33.3% |
| 2 nd | FG% | 8-22 36.4% |
| | 3PT% | 4-11 36.4% |
| | FT% | 19-26 73.1% |
| GM | FG% | 25-56 44.6% |
| | 3PT% | 11-27 40.7% |
| | FT% | 21-32 65.6% |

Dead Ball Rebounds: 7, 0

Technical Fouls: Rodgers 2nd 7:51

| | KAN | ILL |
|------------------|---------------------------|--------------------------|
| Biggest lead | 2 (1 st 17:49) | 8 (1 st 4:40) |
| Best Scoring Run | 8 (2 nd 15:04) | 7 (1 st 4:40) |
| Lead Changes | 6 | |
| Times Tied | 6 | |
| Time with Lead | 01:00 | 36:18 |

| Points from | KAN | ILL |
|---------------|-----|-----|
| Turnovers | 14 | 18 |
| Paint | 50 | 22 |
| Second Chance | 10 | 14 |
| Fast Breaks | 6 | 0 |
| Bench | 4 | 9 |

| | Period by Period Scoring | | |
|-----|--------------------------|-----|-----|
| | 1st | 2nd | TOT |
| KAN | 37 | 38 | 75 |
| ILL | 43 | 39 | 82 |

2023 PUERTO RICO EXHIBITION STATISTICS

RECORD: 2-1

| ## | Player | GP-GS | Min-Avg | FG-FGA | Pct | 3FG-FGA | Pct | FT-FTA | Pct | Off | Def | Tot | Avg | PF-FO | A | TO | Blk | Stl | Pts | Avg |
|------------------|--------------------|----------|---------|----------------|-------------|--------------|-------------|--------------|-------------|-----------|-----------|------------|-------------|-------------|-----------|-----------|----------|-----------|------------|-------------|
| 1- | Hunter Dickinson | 3-3 | 77-25.8 | 23-40 | .575 | 1-5 | .200 | 10-15 | .666 | 8 | 13 | 21 | 7.0 | 10-0 | 11 | 8 | 0 | 6 | 57 | 19.0 |
| 15- | Kevin McCullar Jr. | 3-3 | 77-25.7 | 15-31 | .483 | 3-12 | .250 | 8-15 | .533 | 2 | 17 | 19 | 6.3 | 10-1 | 14 | 7 | 1 | 4 | 41 | 13.6 |
| 2- | Arterio Morris | 2-1 | 47-23.5 | 11-20 | .550 | 3-8 | .375 | 2-4 | .500 | 1 | 11 | 12 | 6.0 | 5-0 | 7 | 5 | 1 | 4 | 27 | 13.5 |
| 24- | KJ Adams Jr. | 3-3 | 87-29.1 | 15-21 | .714 | 2-3 | .667 | 7-9 | .777 | 5 | 8 | 13 | 4.3 | 0-0 | 8 | 7 | 2 | 1 | 39 | 13.0 |
| 13- | Elmarko Jackson | 3-1 | 61-20.5 | 12-23 | .521 | 3-8 | .375 | 5-8 | .625 | 5 | 1 | 6 | 2.0 | 8-1 | 8 | 6 | 0 | 1 | 32 | 10.6 |
| 3- | Dajuan Harris Jr. | 3-3 | 86-28.7 | 11-26 | .423 | 3-12 | .250 | 2-4 | .500 | 2 | 5 | 7 | 2.3 | 5-0 | 20 | 9 | 0 | 11 | 27 | 9.0 |
| 25- | Nicolas Timberlake | 3-1 | 58-19.3 | 9-25 | .360 | 6-15 | .400 | 2-2 | 1.000 | 1 | 12 | 13 | 4.3 | 5-0 | 5 | 3 | 0 | 4 | 26 | 8.6 |
| 13- | Jamari McDowell | 3-0 | 36-12.1 | 3-7 | .428 | 1-4 | .250 | 4-4 | 1.000 | 0 | 3 | 3 | 1.0 | 5-0 | 4 | 3 | 0 | 4 | 11 | 3.6 |
| 41- | Zach Clemence | 3-0 | 21-7.0 | 4-10 | .400 | 2-6 | .333 | 0-0 | --- | 1 | 3 | 4 | 1.3 | 4-0 | 1 | 1 | 0 | 0 | 10 | 3.3 |
| 23- | Parker Braun | 3-0 | 38-12.6 | 2-5 | .400 | 0-1 | .000 | 1-4 | .250 | 2 | 8 | 10 | 3.3 | 6-0 | 2 | 5 | 2 | 3 | 5 | 1.6 |
| 14- | Patrick Cassidy | 1-0 | 2-2.0 | 1-1 | 1.000 | 0-0 | --- | 0-0 | --- | 0 | 1 | 1 | 1.0 | 0-0 | 0 | 0 | 0 | 0 | 2 | 2.0 |
| 22- | Dillon Willhite | 1-0 | 2-2.0 | 0-0 | --- | 0-0 | --- | 2-2 | 1.000 | 0 | 2 | 2 | 2.0 | 0-0 | 0 | 0 | 0 | 0 | 2 | 2.0 |
| 5- | Chris Carter | 1-0 | 2-2.0 | 0-1 | .000 | 0-0 | --- | 0-0 | --- | 1 | 1 | 2 | 2.0 | 1-0 | 1 | 0 | 0 | 0 | 0 | 0.0 |
| 12- | Wilder Evers | 1-0 | 2-2.0 | 0-1 | .000 | 0-0 | --- | 0-0 | --- | 0 | 0 | 0 | 0.0 | 0-0 | 0 | 0 | 0 | 0 | 0 | 0.0 |
| TEAM | | | | | | | | | | 0 | 0 | 0 | | | 0 | | | | | |
| KANSAS | | 3 | | 106-211 | .502 | 24-74 | .324 | 43-67 | .641 | 28 | 85 | 113 | 37.6 | 59-2 | 81 | 54 | 6 | 38 | 279 | 93.0 |
| OPPONENTS | | 3 | | 81-199 | .407 | 25-96 | .260 | 58-80 | .725 | 28 | 80 | 108 | 36.0 | 61-2 | 47 | 61 | 3 | 31 | 245 | 81.6 |

TEAM STATISTICS

| | KU | OPP |
|-------------------------------|---------|--------|
| Scoring | 279 | 245 |
| Points Per Game | 93.0 | 81.6 |
| Scoring Margin | +11.4 | |
| Field Goals-Attempts | 106-211 | 81-199 |
| Field Goal Pct. | .502 | .407 |
| 3 Point Field Goals-Attempts | 24-74 | 25-96 |
| 3-Point FG Pct. | .324 | .260 |
| 3-Point FG Made Per Game | 8.0 | 8.3 |
| Free Throw-Attempts | 43-67 | 58-80 |
| Free Throw Pct. | .641 | .725 |
| Rebounds | 113 | 108 |
| Rebounds Per Game | 37.6 | 36.0 |
| Rebound Margin | +1.6 | |
| Assists | 81 | 47 |
| Assists Per Game | 27.0 | 15.6 |
| Turnovers | 54 | 61 |
| Turnovers Per Game | 18.0 | 20.3 |
| Turnover Margin | +2.3 | |
| Assist/Turnover Ratio | 1.5 | 0.7 |
| Steals | 38 | 31 |
| Steals Per Game | 12.6 | 10.3 |
| Blocked Shots | 6 | 3 |
| Blocked Shots Per Game | 2.0 | 1.0 |
| Points Off Turnovers | 75 | 55 |
| Points Off Turnovers Per Game | 25.0 | 18.3 |
| Points From Paint | 150 | 75 |
| Points From Paint Per Game | 50.0 | 25.0 |
| Second Chance Points | 24 | 31 |
| Second Chance Points Per Game | 8.0 | 10.3 |
| Fast Break Points | 79 | 61 |
| Fast Break Points Per Game | 26.3 | 20.3 |
| Bench Points | 93 | 97 |
| Bench Points Per Game | 31.0 | 32.3 |

TEAM RESULTS

| DATE | OPPONENT | W-L | SCORE | ATTENDANCE |
|----------|------------------------|-----|--------|------------|
| 8/3/2023 | Puerto Rico Select | W | 106-71 | 3,174 |
| 8/5/2023 | Bahamian National Team | W | 92-87 | 4,813 |
| 8/7/2023 | Bahamian National Team | L | 81-87 | 200 |

SCORE BY QUARTERS

| | Q1 | Q2 | Q3 | Q4 | TOTAL |
|----------|----|----|----|----|-------|
| KANSAS | 69 | 67 | 75 | 68 | 279 |
| OPPONENT | 46 | 70 | 68 | 61 | 245 |

AVERAGE POINTS PER QUARTER

| | Q1 | Q2 | Q3 | Q4 | TOTAL |
|----------|------|------|------|------|-------|
| KANSAS | 23.0 | 22.3 | 25.0 | 22.6 | 93.0 |
| OPPONENT | 15.3 | 23.3 | 22.6 | 20.3 | 81.6 |

CAREER RECORDS

SCORING

| | | |
|-------------------------|-------|----------------|
| 1. Danny Manning | 2,951 | 1985-88 |
| 2. Nick Collison | 2,097 | 2000-03 |
| 3. Raef LaFrentz | 2,066 | 1995-98 |
| 4. Clyde Lovellette | 1,979 | 1950-52 |
| 5. Sherron Collins | 1,888 | 2007-10 |
| 6. Frank Mason III | 1,885 | 2014-17 |
| 7. Darnell Valentine | 1,821 | 1978-81 |
| 8. Keith Langford | 1,812 | 2002-05 |
| 9. Perry Ellis | 1,798 | 2013-16 |
| 10. Paul Pierce | 1,768 | 1996-98 |
| 11. Dave Robisch | 1,754 | 1969-71 |
| 12. Kirk Hinrich | 1,753 | 2000-03 |
| 13. Devonte' Graham | 1,750 | 2015-18 |
| 14. Kevin Pritchard | 1,692 | 1987-90 |
| 15. Ochai Agbaji | 1,652 | 2019-22 |
| 16. Mark Randall | 1,627 | 1987, 89-91 |
| 17. Wayne Simien | 1,593 | 2002-05 |
| 18. Tyshawn Taylor | 1,580 | 2009-12 |
| 19. Jeff Boschee | 1,560 | 1999-2002 |
| 20. Kenny Gregory | 1,555 | 1998-2001 |
| 21. Calvin Thompson | 1,548 | 1983-86 |
| 22. Drew Gooden | 1,526 | 2000-02 |
| 23. Ron Kelllogg | 1,508 | 1983-86 |
| 24. Jalen Wilson | 1,495 | 2020-23 |
| Bud Stallworth | 1,495 | 1970-72 |
| 26. Tony Guy | 1,488 | 1979-82 |
| 27. Brandon Rush | 1,477 | 2006-08 |
| 28. Wilt Chamberlain | 1,433 | 1957-58 |
| 29. Richard Scott | 1,375 | 1991-94 |
| 30. Adonis Jordan | 1,373 | 1990-93 |
| 31. Marcus Morris | 1,371 | 2009-11 |
| 32. Mario Chalmers | 1,341 | 2006-08 |
| 33. Walter Wesley | 1,315 | 1964-66 |
| 34. Jo Jo White | 1,286 | 1966-69 |
| 35. Eric Chenowith | 1,281 | 1998-2001 |
| 36. Jerod Haase | 1,264 | 1995-97 |
| 37. Steve Woodberry | 1,240 | 1991-94 |
| 38. Scot Pollard | 1,209 | 1994-97 |
| 39. Greg Dreiling | 1,209 | 1984-86 |
| 40. Jacques Vaughn | 1,207 | 1994-97 |
| 41. Wayne Selden Jr. | 1,202 | 2014-16 |
| 42. Aaron Miles | 1,183 | 2002-05 |
| 43. Svi Mykhailiuk | 1,181 | 2015-18 |
| 44. Milt Newton | 1,166 | 1985, 87-89 |
| 45. Rick Suttle | 1,156 | 1973-75 |
| 46. Billy Thomas | 1,152 | 1995-98 |
| 47. David McCormack | 1,145 | 2019-22 |
| 48. Wayne Hightower | 1,128 | 1960-61 |
| 49. Legerald Vick | 1,100 | 2016-19 |
| 50. Charlie Black | 1,082 | 1942-43, 46-47 |
| 51. Udoka Azubuike | 1,069 | 2017-20 |
| 52. Rex Walters | 1,064 | 1992-93 |
| 53. Otto Schnellbacher | 1,062 | 1943, 46-48 |
| 54. Kelly Knight | 1,057 | 1980, 82-84 |
| Ryan Robertson | 1,055 | 1996-99 |
| 56. Nolen Ellison | 1,045 | 1961-63 |
| 57. Carl Henry | 1,044 | 1983-84 |
| 58. Cole Aldrich | 1,038 | 2008-10 |
| 59. Jerry Gardner | 1,030 | 1960-62 |
| 60. Bill Bridges | 1,028 | 1959-61 |
| 61. Thomas Robinson | 1,026 | 2010-12 |
| 62. Cedric Hunter | 1,022 | 1984-87 |
| David Magley | 1,022 | 1979-82 |
| 64. Christian Braun | 1,018 | 2020-22 |
| 65. Rodger Bohnenstiehl | 1,006 | 1966-67-68 |
| 66. Norman Cook | 1,004 | 1974-75-76 |

FIELD GOAL PCT.

(Min. 500 attempts)

| | | | |
|--------------------|-----------|------|-------------|
| 1. Udoka Azubuike | 469-629 | 74.6 | 2017-20 |
| 2. Mark Randall | 643-1037 | 62.0 | 1987, 89-91 |
| 3. Richard Scott | 566-950 | 59.6 | 1991-94 |
| 4. Danny Manning | 1216-2049 | 59.3 | 1985-88 |
| 5. Darnell Jackson | 311-586 | 58.0 | 2005-08 |
| Alonzo Jamison | 296-510 | 58.0 | 1990-92 |
| 6. Cole Aldrich | 391-681 | 57.4 | 2008-10 |
| 8. Greg Dreiling | 474-828 | 57.2 | 1984-86 |
| 9. Jeff Withey | 327-576 | 56.8 | 2010-13 |
| Sasha Kaun | 331-583 | 56.8 | 2005-08 |

REBOUNDS

| | | |
|----------------------|-------|-------------|
| 1. Danny Manning | 1,187 | 1985-88 |
| 2. Raef LaFrentz | 1,186 | 1995-98 |
| 3. Nick Collison | 1,143 | 2000-03 |
| 4. Bill Bridges | 1,081 | 1959-61 |
| 5. Eric Chenowith | 933 | 1998-2001 |
| 6. Drew Gooden | 905 | 2000-02 |
| 7. Wayne Simien | 884 | 2002-05 |
| 8. Wilt Chamberlain | 877 | 1957-58 |
| 9. Cole Aldrich | 860 | 2008-10 |
| 10. Scot Pollard | 850 | 1994-97 |
| 11. Clyde Lovellette | 839 | 1950-52 |
| 12. Perry Ellis | 834 | 2013-16 |
| 13. Dave Robisch | 815 | 1969-71 |
| 14. Jalen Wilson | 806 | 2020-23 |
| 15. Greg Ostertag | 770 | 1992-95 |
| 16. Thomas Robinson | 763 | 2010-12 |
| 17. Mark Randall | 723 | 1987, 89-91 |
| 18. Landen Lucas | 702 | 2014-17 |
| 19. Udoka Azubuike | 685 | 2017-20 |
| 20. David McCormack | 681 | 2019-22 |
| 21. Paul Mokeski | 680 | 1977-79 |
| 22. Marcus Morris | 676 | 2009-11 |
| Paul Pierce | 676 | 1996-98 |
| 24. Markieff Morris | 662 | 2009-11 |
| 25. Greg Dreiling | 650 | 1984-86 |
| 26. Roger Brown | 640 | 1969-71 |

ASSISTS

(started 1974-75)

| | | |
|------------------------------|------------|---------------------|
| 1. Aaron Miles | 954 | 2002-05 |
| 2. Jacque Vaughn | 804 | 1994-97 |
| 3. Cedric Hunter | 684 | 1984-87 |
| 4. Kirk Hinrich | 668 | 2000-03 |
| 5. Devonte' Graham | 632 | 2015-18 |
| 6. Darnell Valentine | 609 | 1978-81 |
| 7. Frank Mason III | 576 | 2014-17 |
| 8. Tyshawn Taylor | 575 | 2009-12 |
| 9. Adonis Jordan | 568 | 1990-93 |
| 10. Sherron Collins | 552 | 2007-10 |
| 11. Russell Robinson | 500 | 2005-08 |
| 12. Kevin Pritchard | 499 | 1987-90 |
| 13. Ryan Robertson | 485 | 1996-99 |
| 14. Dajuan Harris Jr. | 460 | 2021-present |
| 15. Mark Turgeon | 437 | 1984-87 |
| 16. Jeff Boschee | 425 | 1999-2002 |
| 17. Mario Chalmers | 420 | 2006-08 |
| 18. Elijah Johnson | 399 | 2010-13 |
| 19. Steve Woodberry | 361 | 1991-94 |
| 20. Marcus Garrett | 351 | 2018-21 |
| 21. Jerod Haase | 343 | 1995-97 |
| 22. Danny Manning | 342 | 1985-88 |
| 23. Tony Guy | 327 | 1979-82 |

3-POINT FIELD GOALS MADE

(started 1986-87)

| | | |
|----------------------|-----|-----------|
| 1. Jeff Boschee | 338 | 1999-2002 |
| 2. Devonte' Graham | 296 | 2015-18 |
| 3. Billy Thomas | 269 | 1995-98 |
| 4. Ochai Agbaji | 250 | 2019-22 |
| 5. Svi Mykhailiuk | 237 | 2015-18 |
| 6. Kirk Hinrich | 236 | 2000-03 |
| 7. Sherron Collins | 232 | 2007-10 |
| 8. Brandon Rush | 205 | 2006-08 |
| 9. Terry Brown | 200 | 1990-91 |
| 10. Frank Mason III | 185 | 2014-17 |
| 11. Mario Chalmers | 180 | 2006-08 |
| 12. Adonis Jordan | 179 | 1990-93 |
| 13. Tyrel Reed | 176 | 2008-11 |
| 14. Legerald Vick | 167 | 2016-19 |
| 15. Wayne Selden Jr. | 162 | 2014-16 |
| 16. Jerod Haase | 156 | 1995-97 |
| 17. Kevin Pritchard | 154 | 1987-90 |
| 18. Rex Walters | 151 | 1992-93 |
| 19. Elijah Johnson | 147 | 2010-13 |
| 20. Ryan Robertson | 144 | 1996-99 |
| 21. Jalen Wilson | 141 | 2020-23 |
| 22. J.R. Giddens | 137 | 2004-05 |

3-POINT FIELD GOAL ATTEMPTS

(started 1986-87)

| | | |
|---------------------|-----|-----------|
| 1. Jeff Boschee | 843 | 1999-2002 |
| 2. Devonte' Graham | 723 | 2015-18 |
| 3. Billy Thomas | 691 | 1995-98 |
| 4. Ochai Agbaji | 670 | 2019-22 |
| 5. Sherron Collins | 615 | 2007-10 |
| 6. Svi Mykhailiuk | 579 | 2015-18 |
| 7. Kirk Hinrich | 546 | 2000-03 |
| 8. Terry Brown | 485 | 1990-91 |
| 9. Brandon Rush | 471 | 2006-08 |
| 10. Jerod Haase | 461 | 1995-97 |
| 11. Jalen Wilson | 446 | 2020-23 |
| Wayne Selden Jr. | 443 | 2014-16 |
| 13. Frank Mason III | 440 | 2014-17 |
| 14. Adonis Jordan | 437 | 1990-93 |
| 15. Tyrel Reed | 433 | 2008-11 |
| 16. Elijah Johnson | 430 | 2010-13 |
| Mario Chalmers | 430 | 2006-08 |
| 18. Legerald Vick | 412 | 2016-19 |
| 19. Kevin Pritchard | 379 | 1987-90 |
| 20. Sean Pearson | 371 | 1993-96 |
| 21. J.R. Giddens | 369 | 2004-05 |
| 22. Rex Walters | 361 | 1992-93 |
| 23. Christian Braun | 357 | 2020-22 |
| 24. Ryan Robertson | 354 | 1996-99 |
| 25. Tyshawn Taylor | 324 | 2009-12 |

3-POINT FIELD GOAL PCT.

(Min. 200 attempts; started 1986-87)

| | | | |
|----------------------|---------|------|---------|
| 1. Milt Newton | 100-224 | 44.6 | 1987-89 |
| 2. Jeff Gueldner | 90-205 | 43.9 | 1987-90 |
| 3. Brandon Rush | 205-471 | 43.5 | 2005-08 |
| 4. Kirk Hinrich | 236-546 | 43.2 | 2000-03 |
| 5. Steve Woodberry | 126-298 | 42.3 | 1991-94 |
| 6. Frank Mason III | 185-440 | 42.0 | 2014-17 |
| 7. Mario Chalmers | 180-430 | 41.9 | 2005-08 |
| 8. Rex Walters | 151-361 | 41.8 | 1992-93 |
| 9. Brady Morningstar | 116-281 | 41.3 | 2007-11 |
| 10. Terry Brown | 200-485 | 41.2 | 1990-91 |
| 11. Devonte' Graham | 296-723 | 40.9 | 2015-18 |
| Svi Mykhailiuk | 237-579 | 40.9 | 2015-18 |
| Adonis Jordan | 179-437 | 40.9 | 1990-93 |
| 14. Ryan Robertson | 144-354 | 40.7 | 1996-99 |
| 15. Tyrel Reed | 176-433 | 40.6 | 2008-11 |
| Kevin Pritchard | 154-379 | 40.6 | 1987-90 |
| 17. Legerald Vick | 167-412 | 40.5 | 2016-19 |
| 18. Jeff Boschee | 338-843 | 40.1 | 1999-02 |
| 19. Keith Langford | 102-257 | 39.7 | 2002-05 |
| 20. Billy Thomas | 269-691 | 38.9 | 1995-98 |
| 21. Jacque Vaughn | 105-274 | 38.3 | 1994-97 |
| 22. Christian Braun | 135-357 | 37.8 | 2020-22 |
| 23. Sherron Collins | 232-655 | 37.7 | 2007-10 |

STEALS

(started 1975-76)

| | | |
|------------------------------|------------|---------------------|
| 1. Darnell Valentine | 336 | 1978-81 |
| 2. Mario Chalmers | 283 | 2006-08 |
| 3. Aaron Miles | 264 | 2002-05 |
| 4. Danny Manning | 250 | 1985-88 |
| 5. Russell Robinson | 247 | 2005-08 |
| 6. Kirk Hinrich | 206 | 2000-03 |
| 7. Devonte' Graham | 197 | 2015-18 |
| 8. Kevin Pritchard | 190 | 1987-90 |
| 9. Nick Bradford | 187 | 1997-2000 |
| 10. Marcus Garrett | 181 | 2018-21 |
| Adonis Jordan | 181 | 1990-93 |
| 12. Alonzo Jamison | 175 | 1990-92 |
| 13. Jerod Haase | 174 | 1995-97 |
| 14. Tyshawn Taylor | 172 | 2009-12 |
| 15. Dajuan Harris Jr. | 168 | 2021-present |
| Frank Mason III | 165 | 2014-17 |
| 17. Jeff Boschee | 161 | 1999-2002 |
| Tony Guy | 161 | 1979-82 |
| 19. Jacque Vaughn | 160 | 1994-97 |
| Steve Woodberry | 160 | 1991-94 |
| 21. Cedric Hunter | 157 | 1984-87 |
| 22. Nick Collison | 155 | 2000-03 |
| 23. Paul Pierce | 147 | 1996-98 |
| 24. Sherron Collins | 145 | 2007-10 |

BLOCKED SHOTS

(started 1974-75)

| | | |
|----------------------|-----|----------------|
| 1. Jeff Withey | 311 | 2010-13 |
| 2. Greg Ostertag | 258 | 1992-95 |
| 3. Cole Aldrich | 253 | 2008-10 |
| 4. Nick Collison | 243 | 2000-03 |
| 5. Eric Chenowith | 242 | 1998-2001 |
| 6. Scot Pollard | 218 | 1994-97 |
| 7. Danny Manning | 200 | 1985-88 |
| 8. Udoka Azubuike | 172 | 2017-20 |
| 9. Mitch Lightfoot | 156 | 2017-22 |
| 10. John Crawford | 155 | 1978-81 |
| 11. Sasha Kaun | 150 | 2005-08 |
| 12. Donnie Von Moore | 147 | 1974-75, 77-78 |
| 13. Raef LaFrentz | 138 | 1995-98 |
| Greg Dreiling | 138 | 1984-86 |
| 15. Paul Mokeski | 136 | 1976-79 |
| 16. Jamari Traylor | 126 | 2013-16 |
| 17. B.J. Williams | 112 | 1994-97 |
| 18. Darrell Arthur | 109 | 2007-08 |
| 19. Drew Gooden | 107 | 2000-02 |
| 20. Patrick Richey | 106 | 1991-94 |
| 21. Markieff Morris | 103 | 2009-11 |
| 22. Paul Pierce | 98 | 1996-98 |

DOUBLE-DOUBLES

| | | |
|--------------------|----|-----------|
| 1. Raef LaFrentz | 56 | 1995-98 |
| 2. Danny Manning | 45 | 1985-88 |
| Dave Robisch | 45 | 1969-71 |
| 4. Drew Gooden | 44 | 2000-02 |
| 5. Wayne Simien | 38 | 2002-05 |
| 6. Cole Aldrich | 37 | 2008-10 |
| Nick Collison | 37 | 2000-03 |
| 8. Thomas Robinson | 32 | 2009-11 |
| 9. Jalen Wilson | 28 | 2020-23 |
| 10. Udoka Azubuike | 22 | 2017-20 |
| Dedric Lawson | 22 | 2019 |
| 12. Eric Chenowith | 21 | 1998-2001 |

CONSECUTIVE GAMES STARTED

| | | |
|---------------------|-----|---------|
| 1. Danny Manning | 141 | 1985-88 |
| 2. Raef LaFrentz | 116 | 1995-98 |
| 3. Frank Mason III | 110 | 2014-17 |
| Aaron Miles | 110 | 2002-05 |
| 5. Wayne Selden Jr. | 101 | 2014-16 |
| 6. Jacques Vaughn | 100 | 1994-97 |
| 7. Ochai Agbaji | 98 | 2019-22 |
| Keith Langford | 98 | 2002-05 |
| 9. Cedric Hunter | 89 | 1984-87 |
| 10. Jo Jo White | 84 | 1966-69 |
| 11. Devonte' Graham | 82 | 2015-18 |
| 12. Greg Dreiling | 78 | 1984-86 |
| 13. Kirk Hinrich | 73 | 2000-03 |

MINUTES PLAYED

| | | |
|-----------------------|-------|-----------|
| 1. Danny Manning | 4,961 | 1985-88 |
| 2. Devonte' Graham | 4,498 | 2015-18 |
| 3. Frank Mason III | 4,347 | 2014-17 |
| 4. Kirk Hinrich | 4,187 | 2000-03 |
| 5. Jeff Boschee | 4,109 | 1999-2002 |
| 6. Sherron Collins | 4,071 | 2007-10 |
| 7. Tyshawn Taylor | 4,039 | 2009-12 |
| 8. Kevin Pritchard | 3,982 | 1987-90 |
| 9. Ochai Agbaji | 3,978 | 2019-22 |
| 10. Tony Guy | 3,911 | 1979-82 |
| 11. Darnell Valentine | 3,906 | 1978-81 |

GAMES PLAYED

| | | |
|--------------------|-----|---------|
| 1. Mitch Lightfoot | 168 | 2017-22 |
| 2. Danny Manning | 147 | 1985-88 |
| 3. Tyshawn Taylor | 146 | 2009-12 |
| 4. Frank Mason III | 145 | 2014-17 |
| 5. Jamari Traylor | 143 | 2013-16 |
| Sherron Collins | 143 | 2007-10 |
| 7. Devonte' Graham | 142 | 2015-18 |
| Nick Collison | 142 | 2000-03 |
| Ryan Robertson | 142 | 1996-99 |
| 10. Kirk Hinrich | 141 | 2000-03 |

SINGLE SEASON RECORDS - INDIVIDUAL

POINTS

| | | |
|-----|-------------------------|-----|
| 1. | Danny Manning (1988) | 942 |
| 2. | Clyde Lovellette (1952) | 886 |
| 3. | Danny Manning (1987) | 860 |
| 4. | Wilt Chamberlain (1957) | 800 |
| 5. | Paul Pierce (1998) | 777 |
| 6. | Frank Mason III (2017) | 753 |
| 7. | Drew Gooden (2002) | 734 |
| 8. | Ochai Agbaji (2022) | 732 |
| 9. | Jalen Wilson (2023) | 723 |
| 10. | Nick Collison (2003) | 702 |

POINTS PER GAME

| | | |
|-----|-------------------------|------|
| 1. | Wilt Chamberlain (1958) | 30.1 |
| 2. | Wilt Chamberlain (1957) | 29.6 |
| 3. | Clyde Lovellette (1952) | 28.6 |
| 4. | Dave Robisch (1970) | 26.5 |
| 5. | Bud Stallworth (1972) | 25.3 |
| 6. | Danny Manning (1988) | 24.8 |
| 7. | Danny Manning (1987) | 23.9 |
| 8. | Walter Wesley (1965) | 23.5 |
| 9. | Clyde Lovellette (1951) | 22.8 |
| 10. | Wayne Hightower (1960) | 21.8 |

REBOUNDS

| | | |
|-----|-------------------------|-----|
| 1. | Wilt Chamberlain (1957) | 510 |
| 2. | Thomas Robinson (2012) | 463 |
| 3. | Drew Gooden (2002) | 423 |
| 4. | Clyde Lovellette (1952) | 410 |
| 5. | Cole Aldrich (2009) | 387 |
| 6. | Bill Bridges (1960) | 385 |
| 7. | Nick Collison (2003) | 380 |
| 8. | Dedric Lawson (2019) | 371 |
| 9. | Wilt Chamberlain (1958) | 367 |
| 10. | Cole Aldrich (2010) | 354 |

REBOUNDS PER GAME

| | | |
|-----|-------------------------|------|
| 1. | Wilt Chamberlain (1957) | 18.9 |
| 2. | Wilt Chamberlain (1958) | 17.5 |
| 3. | Bill Bridges (1961) | 14.1 |
| 4. | Bill Bridges (1960) | 13.8 |
| 5. | Bill Bridges (1959) | 13.7 |
| 6. | Clyde Lovellette (1952) | 13.2 |
| 7. | Dave Robisch (1970) | 12.1 |
| 8. | Thomas Robinson (2012) | 11.9 |
| 9. | Wayne Hightower (1961) | 11.6 |
| 10. | Drew Gooden (2002) | 11.4 |
| | Raef LaFrentz (1998) | 11.4 |

DOUBLE-DOUBLES

| | | |
|-----|------------------------|----|
| 1. | Thomas Robinson (2012) | 27 |
| 2. | Drew Gooden (2002) | 25 |
| 3. | Dedric Lawson (2019) | 22 |
| 4. | Cole Aldrich (2009) | 21 |
| | Raef LaFrentz (1997) | 21 |
| 6. | Raef LaFrentz (1998) | 19 |
| | Dave Robisch (1970) | 19 |
| 8. | Danny Manning (1987) | 18 |
| 9. | Dave Robisch (1971) | 17 |
| 10. | Wayne Simien (2005) | 16 |
| | Nick Collison (2003) | 16 |

ASSISTS

| | | |
|-----|---------------------------------|------------|
| 1. | Devonte' Graham (2018) | 282 |
| 2. | Cedric Hunter (1986) | 278 |
| 3. | Aaron Miles (2002) | 252 |
| 4. | Ryan Robertson (1998) | 248 |
| 5. | Aaron Miles (2003) | 244 |
| 6. | Aaron Miles (2004) | 242 |
| 7. | Jacque Vaughn (1995) | 238 |
| 8. | Kirk Hinrich (2001) | 229 |
| 9. | Dajuan Harris Jr. (2023) | 224 |
| 10. | Jacque Vaughn (1996) | 223 |

STEALS

| | | |
|----|---------------------------------|-----------|
| 1. | Mario Chalmers (2008) | 97 |
| | Mario Chalmers (2007) | 97 |
| 3. | Darnell Valentine (1981) | 92 |
| 4. | Aaron Miles (2003) | 91 |
| | Darnell Valentine (1979) | 91 |
| 6. | Mario Chalmers (2006) | 89 |
| 7. | Alonzo Jamison (1992) | 83 |
| 8. | 3x (last Alonzo Jamison, 1991) | 80 |
| 9. | Dajuan Harris Jr. (2023) | 78 |

BLOCKED SHOTS

| | | |
|----|----------------------|-----|
| 1. | Jeff Withey (2013) | 146 |
| 2. | Jeff Withey (2012) | 140 |
| 3. | Cole Aldrich (2010) | 125 |
| 4. | Greg Ostertag (1994) | 97 |

| | | |
|-----|-----------------------|----|
| 5. | Cole Aldrich (2009) | 94 |
| 6. | Greg Ostertag (1995) | 91 |
| 7. | Scott Pollard (1996) | 84 |
| 8. | Nick Collison (2002) | 83 |
| 9. | Udoka Azubuike (2020) | 80 |
| 10. | Eric Chenowith (1999) | 78 |
| 11. | Nick Collison (2003) | 74 |

FIELD GOALS MADE

| | | |
|----|-------------------------|-----|
| 1. | Danny Manning (1988) | 381 |
| 2. | Clyde Lovellette (1952) | 352 |
| 3. | Danny Manning (1987) | 347 |
| 4. | Paul Pierce (1998) | 287 |
| 5. | Drew Gooden (2002) | 285 |
| 6. | Nick Collison (2003) | 281 |
| 7. | Danny Manning (1986) | 279 |
| 8. | Bud Stallworth (1972) | 277 |
| 9. | Wilt Chamberlain (1957) | 275 |

FIELD GOALS ATTEMPTED

| | | |
|-----|-------------------------|-----|
| 1. | Clyde Lovellette (1952) | 742 |
| 2. | Danny Manning (1988) | 653 |
| 3. | Bud Stallworth (1972) | 620 |
| 4. | Wilt Chamberlain (1957) | 588 |
| 5. | Jalen Wilson (2023) | 575 |
| 6. | Drew Gooden (2002) | 566 |
| 7. | Danny Manning (1987) | 562 |
| 8. | Paul Pierce (1998) | 559 |
| 9. | Clyde Lovellette (1951) | 554 |
| 10. | Ochai Agbaji (2022) | 542 |
| 11. | Dave Robisch (1970) | 526 |
| 12. | Sherron Collins (2009) | 521 |

FIELD GOAL PCT. (MIN 175 ATT.)

| | | |
|-----|----------------------------|-------------|
| 1. | Udoka Azubuike (2018) | 77.0 |
| 2. | Udoka Azubuike (2020) | 74.8 |
| 3. | Mark Randall (1989) | 64.6 |
| 4. | Mark Randall (1991) | 64.3 |
| 5. | Richard Scott (1992) | 63.9 |
| 6. | Landen Lucas (2017) | 63.1 |
| 7. | Darnell Jackson (2008) | 62.6 |
| 8. | KJ Adams Jr. (2023) | 62.2 |
| 9. | Sasha Kaun (2008) | 61.9 |
| 10. | Danny Manning (1987) | 61.7 |

FREE THROWS MADE

| | | |
|----|-------------------------|-----|
| 1. | Wilt Chamberlain (1957) | 250 |
| 2. | Wayne Hightower (1960) | 193 |
| 3. | Frank Mason III (2017) | 189 |
| | Dave Robisch (1970) | 189 |
| 5. | Clyde Lovellette (1952) | 182 |
| 6. | Wilt Chamberlain (1958) | 177 |
| 7. | Andrew Wiggins (2014) | 176 |
| 8. | Danny Manning (1988) | 171 |
| 9. | Dedric Lawson (2019) | 167 |
| | Devonte' Graham (2018) | 167 |
| | Wayne Simien (2004) | 167 |

FREE THROWS ATTEMPTED

| | | |
|-----|-------------------------|-----|
| 1. | Wilt Chamberlain (1957) | 399 |
| 2. | Wilt Chamberlain (1958) | 292 |
| 3. | Wayne Hightower (1960) | 285 |
| 4. | Walter Wesley (1966) | 262 |
| 5. | Dave Robisch (1970) | 254 |
| 6. | Clyde Lovellette (1952) | 250 |
| 7. | Thomas Robinson (2012) | 239 |
| 8. | Frank Mason III (2017) | 238 |
| 9. | B. H. Born (1953) | 234 |
| 10. | Danny Manning (1988) | 233 |
| | Dave Robisch (1971) | 233 |

FREE THROW PCT. (MIN. 75 ATT.)

| | | |
|----|--------------------------|-------------|
| 1. | Steve Woodberry (1993) | 87.9 |
| 2. | Rex Walters (1993) | 87.3 |
| 3. | Ryan Robertson (1999) | 87.1 |
| 4. | Al Kelley (1954) | 86.2 |
| 5. | Calvin Thompson (1984) | 85.9 |
| 6. | Sherron Collins (2010) | 85.5 |
| 7. | Grady Dick (2023) | 85.4 |
| 8. | Ron Kellogg (1986) | 84.3 |
| | Kirk Hinrich (2003) | 84.3 |

3-POINT FIELD GOALS MADE

| | | |
|----|------------------------|-----|
| 1. | Svi Mykhailiuk (2018) | 115 |
| 2. | Terry Brown (1991) | 111 |
| 3. | Devonte' Graham (2018) | 110 |
| | Jeff Boschee (2002) | 110 |

| | | |
|-----|------------------------|-----|
| 5. | Billy Thomas (1998) | 105 |
| 6. | Ochai Agbaji (2022) | 103 |
| 7. | Devonte' Graham (2017) | 94 |
| 8. | Kirk Hinrich (2003) | 89 |
| | Terry Brown (1990) | 89 |
| 10. | Malik Newman (2018) | 85 |

3-POINT FIELD GOALS ATTEMPTED

| | | |
|-----|------------------------|-----|
| 1. | Terry Brown (1991) | 277 |
| 2. | Devonte' Graham (2018) | 271 |
| 3. | Billy Thomas (1998) | 262 |
| 4. | Svi Mykhailiuk (2018) | 259 |
| 5. | Ochai Agbaji (2022) | 252 |
| 6. | Devonte' Graham (2017) | 242 |
| 7. | Jeff Boschee (2002) | 237 |
| 8. | Jeff Boschee (1999) | 222 |
| 9. | Kirk Hinrich (2003) | 219 |
| 10. | Terry Brown (1990) | 208 |
| | Jalen Wilson (2023) | 208 |

3-PT FIELD GOAL PCT. (MIN. 80 ATT)

| | | |
|----|------------------------|------|
| 1. | Kirk Hinrich (2001) | 50.5 |
| 2. | Aaron Miles (2005) | 50.0 |
| 3. | Jeff Guedner (1990) | 48.6 |
| 4. | Kirk Hinrich (2002) | 47.8 |
| 5. | Tyrel Reed (2010) | 47.3 |
| 6. | Brandon Rush (2006) | 47.2 |
| 7. | Frank Mason III (2017) | 47.1 |
| 8. | Mario Chalmers (2008) | 46.8 |
| 9. | Jeff Boschee (2002) | 46.4 |

MINUTES PLAYED

| | | |
|-----|------------------------|-------|
| 1. | Devonte' Graham (2018) | 1,435 |
| 2. | Ochai Agbaji (2022) | 1,368 |
| 3. | Danny Manning (1988) | 1,336 |
| 4. | Tyshawn Taylor (2012) | 1,303 |
| 5. | Frank Mason III (2017) | 1,301 |
| 6. | Jalen Wilson (2023) | 1,273 |
| 7. | Frank Mason III (2016) | 1,272 |
| 8. | Devonte' Graham (2017) | 1,269 |
| 9. | Danny Manning (1986) | 1,256 |
| 10. | Elijah Johnson (2012) | 1,254 |

MINUTES PER GAME

| | | |
|-----|--------------------------|------|
| 1. | Tony Guy (1982) | 39.4 |
| 2. | David Magley (1982) | 39.0 |
| 3. | Clinton Johnson (1976) | 38.2 |
| 4. | Wilmore Fowler (1979) | 37.9 |
| 5. | Devonte' Graham (2018) | 37.8 |
| 6. | Darnell Valentine (1981) | 37.1 |
| 7. | John Douglas (1977) | 36.4 |
| 8. | Carl Henry (1983) | 36.2 |
| | Tony Guy (1981) | 36.2 |
| 10. | Frank Mason III (2017) | 36.1 |

SINGLE SEASON TEAM RECORDS

POINTS PER GAME

| YEAR | PTS | GMS | AVG | |
|------|---------|-------|-----|------|
| 1. | 1989-90 | 3223 | 35 | 92.1 |
| 2. | 2001-02 | 3365 | 37 | 90.9 |
| 3. | 1988-89 | 2758 | 31 | 89.0 |
| 4. | 1996-97 | 3058 | 36 | 84.9 |
| 5. | 1997-98 | 3300 | 39 | 84.6 |
| -- | 2022-23 | 2,715 | 36 | 75.4 |

FIELD GOAL PCT.

| YEAR | FGs | FGAs | FG% | |
|------|---------|------|------|------|
| 1. | 1985-86 | 1260 | 2266 | 55.6 |
| 2. | 1984-95 | 1019 | 1898 | 53.7 |
| 3. | 1989-90 | 1204 | 2258 | 53.3 |
| 4. | 1988-89 | 1024 | 1925 | 53.2 |
| 5. | 1983-84 | 924 | 1769 | 52.2 |
| -- | 2022-23 | 1002 | 2142 | 46.8 |

3-POINT FIELD GOALS MADE

| YEAR | 3FGs | |
|------|---------|-----|
| 1. | 2017-18 | 391 |
| 2. | 2016-17 | 318 |
| 3. | 2015-16 | 304 |
| 4. | 2021-22 | 286 |
| 5. | 2010-11 | 271 |
| -- | 2007-08 | 271 |
| -- | 2022-23 | 251 |

3-POINT FIELD GOAL ATTEMPTS

| YEAR | 3FGAs | |
|------|---------|-----|
| 1. | 2017-18 | 974 |
| 2. | 2016-17 | 787 |
| 3. | 2021-22 | 792 |
| 4. | 2018-19 | 743 |
| 5. | 2015-16 | 728 |
| 6. | 2022-23 | 724 |
| 7. | 2010-11 | 710 |

3-PT FIELD GOAL PCT.

| YEAR | 3FGs | 3FGAs | 3FG% | |
|------|---------|-------|------|------|
| 1. | 1989-90 | 230 | 531 | 43.3 |
| 2. | 2015-16 | 304 | 728 | 41.8 |
| 3. | 2001-02 | 224 | 536 | 41.8 |
| 4. | 1988-89 | 143 | 344 | 41.6 |
| 5. | 1992-93 | 215 | 527 | 40.8 |
| -- | 2022-23 | 251 | 724 | 34.7 |

ASSISTS PER GAME

| YEAR | AST | GMS | AVG | |
|------|---------|-----|-----|------|
| 1. | 1989-90 | 763 | 35 | 21.8 |
| 2. | 1985-86 | 814 | 39 | 20.9 |
| 3. | 2001-02 | 767 | 37 | 20.7 |
| 4. | 1988-89 | 620 | 31 | 20.0 |
| 5. | 2000-01 | 641 | 33 | 19.4 |
| | 1984-85 | 660 | 34 | 19.4 |
| -- | 2022-23 | 590 | 36 | 16.4 |

STEALS PER GAME

| YEAR | STL | GMS | AVG | |
|------|---------|-----|-----|-----|
| 1. | 2002-03 | 373 | 38 | 9.8 |
| 2. | 2005-06 | 323 | 33 | 9.8 |
| 3. | 1996-97 | 351 | 36 | 9.8 |
| 4. | 2001-02 | 357 | 37 | 9.7 |
| 5. | 1990-91 | 325 | 35 | 9.3 |
| -- | 2022-23 | 317 | 36 | 8.8 |

OPPONENT FIELD GOAL PCT.

(since 1985-86 [shot clock era])

| YEAR | OPP FG% | |
|------|---------|------|
| 1. | 2012-13 | 36.1 |
| 2. | 2005-06 | 37.0 |
| | 2006-07 | 37.6 |
| 4. | 2019-20 | 37.7 |
| 5. | 2000-02 | 37.8 |
| | 1994-95 | 37.8 |
| -- | 2022-23 | 41.5 |

OPPONENT 3-POINT FG PCT.

| YEAR | OPP 3FG% | |
|------|----------|------|
| 1. | 2021-22 | 29.8 |
| | 2010-11 | 29.8 |
| 3. | 2012-13 | 30.3 |
| 4. | 2019-20 | 30.5 |
| | 1998-99 | 30.5 |
| | 1991-92 | 30.5 |
| -- | 2022-23 | 31.0 |

THE LAST TIME...

| | | |
|---|--|------------------------------|
| A TEAM SCORED 100+ POINTS IN A GAME | | |
| KU | 102 (W, 102-83) | vs. Kansas State, 2-22-22 |
| Opp. | 102 (L, 90-102) | by Gonzaga, 11-26-20 |
| A TEAM SCORED 50 OR FEWER POINTS IN A GAME | | |
| KU | 50 (L, 50-64) | vs. Tennessee, 11-25-22 |
| Opp. | 50 (W, 76-50) | by Miami, 3-27-22 |
| A TEAM SCORED 90+ POINTS IN ALLEN FIELDHOUSE | | |
| KU | 91 (W, 91-65) | vs. Seton Hall, 12-1-22 |
| Opp. | 91 (W, 94-91 2OT) | by Texas Tech, 1-24-22 |
| A TEAM SCORED 60 OR FEWER POINTS IN ALLEN FIELDHOUSE | | |
| KU | 60 (L, 60-83) | vs. TCU, 1-21-23 |
| Opp. | 60 (W, 62-60) | by Iowa State, 1-14-23 |
| A TEAM SCORED 90 POINTS IN A LOSS | | |
| KU | 90 (90-102) | vs. Gonzaga, 11-26-20 |
| Opp. | 91 (W, 94-91 2OT) | by Texas Tech, 1-24-22 |
| A TEAM SCORED 60 OR FEWER POINTS IN A VICTORY | | |
| KU | 59 (W, 59-41) | at Kansas State, 2-17-21 |
| Opp. | 56 (L, 55-56) | by Villanova, 11-21-19 |
| A TEAM HAD 5+ PLAYERS SCORE IN DOUBLE FIGURES | | |
| KU | Wilson (20), Dick (19), Adams (13), Harris (11), McCullar (10) | vs. Howard, 3-16-23 |
| Opp. | Jolly (14), Myers (14), Clayton (13), Joseph (10), Joiner (10) | by Iona, 11-28-21 |
| A TEAM WON A GAME BY 25+ POINTS | | |
| KU | +28 (96-68) | vs. Howard, 3-16-23 |
| Opp. | +34 (51-85) | by USC, 3-22-21 |
| A TEAM WON A GAME BY 50+ POINTS | | |
| KU | +55 (112-57) | vs. Monmouth, 11-15-19 |
| Opp. | | Never |
| A TEAM WON AN OVERTIME GAME (SINGLE-OVERTIME) | | |
| KU | 69-68 | vs. Wisconsin, 11-24-22 |
| Opp. | 83-82 | by Kansas State, 1-17-23 |
| A TEAM WON A DOUBLE-OVERTIME GAME | | |
| KU | 94-91 | vs. Texas Tech, 1-24-22 |
| Opp. | 80-79 | by Texas Tech, 2-14-05 |
| A TEAM WON A TRIPLE-OVERTIME GAME | | |
| KU | 109-106 | vs. Oklahoma, 1-4-16 |
| Opp. | 76-73 | by Oklahoma State, 2-4-81 |
| A TEAM SHOT 60% FG IN A GAME | | |
| KU | 64.1% (41-64) | vs. Kansas State, 2-22-22 |
| Opp. | 64.5% (40-62) | by Gonzaga, 11-26-20 |
| A TEAM SHOT 30% OR WORSE FG IN A GAME | | |
| KU | 29.0% (18-62) | vs. USC, 3-22-21 |
| Opp. | 27.9% (19-68) | by West Virginia, 2-19-22 |
| A TEAM MADE 12+ 3-POINT FG IN A GAME | | |
| KU | 13 | vs. Texas Southern, 11-28-22 |
| Opp. | 13 | by Oklahoma State, 12-31-22 |
| A TEAM DID NOT MAKE A 3-POINT FG IN A GAME | | |
| KU | 0-8 | vs. TCU, 3-12-15 |
| Opp. | 0-9 | by Stanford, 3-23-14 |
| A TEAM SHOT 60% 3-POINT FG IN A GAME (min. 10) | | |
| KU | 62.5% (15-24) | vs. Kansas State, 2-22-22 |
| Opp. | 61.1% (11-18) | by USC, 3-22-21 |
| A TEAM MADE 30+ FREE THROWS IN A GAME | | |
| KU | 31 | vs. Oklahoma, 1-10-23 |
| Opp. | 30 | by Stanford, 12-3-16 |
| A TEAM MADE 5 OR FEWER FREE THROWS IN A GAME | | |
| KU | 4 | vs. Texas, 3-11-23 |
| Opp. | 4 | by Oklahoma, 2-11-23 |

| | | |
|---|--|-------------------------------|
| A TEAM ATTEMPTED 40+ FREE THROWS IN A GAME | | |
| KU | 44 | vs. West Virginia, 2-13-17 |
| Opp. | 47 | by West Virginia, 1-12-16 |
| A TEAM SHOT 90% OR BETTER FREE THROWS IN A GAME | | |
| KU | 90.0 (9-10) | at Kentucky, 1-28-23 |
| Opp. | 90.9 (10-11) | by TCU, 3-3-22 |
| A TEAM SHOT 40% OR WORSE FREE THROWS IN A GAME | | |
| KU | 40.0% (4-10) | at Villanova, 11-21-19 |
| Opp. | 35.7% (4-17) | by Oklahoma, 2-11-23 |
| A TEAM HAD 25+ OFFENSIVE REBOUNDS IN A GAME | | |
| KU | 28 | vs. Fort Hays State, 12-10-03 |
| Opp. | 26 | by Baylor, 1-12-19 |
| A TEAM HAD 5 OR FEWER OFFENSIVE REBOUNDS IN A GAME | | |
| KU | 4 | vs. Texas Tech, 2-28-23 |
| Opp. | 4 | by West Virginia, 3-9-23 |
| A TEAM HAD 30+ DEFENSIVE REBOUNDS IN A GAME | | |
| KU | 35 | at TCU, 2-20-23 |
| Opp. | 32 | by Texas, 3-4-23 |
| A TEAM HAD 40+ DEFENSIVE REBOUNDS IN A GAME | | |
| KU | 43 | vs. Oklahoma, 1-4-16 |
| Opp. | 41 | by Oklahoma, 1-4-16 |
| A TEAM HAD 50+ TOTAL REBOUNDS IN A GAME | | |
| KU | 50 | vs. Wisconsin, 11-24-22 |
| Opp. | 55 | by North Carolina, 4-4-22 |
| A TEAM HAD 60+ TOTAL REBOUNDS IN A GAME | | |
| KU | 60 | vs. Oklahoma, 1-4-16 |
| Opp. | | Never |
| A TEAM HAD 25 OR FEWER TOTAL REBOUNDS IN A GAME | | |
| KU | 24 | at Texas Tech, 1-8-22 |
| Opp. | 25 | by Seton Hall, 12-1-22 |
| A TEAM OUT-REBOUNDED ITS OPPONENT BY 15+ | | |
| KU | +15 (50-35) | vs. Wisconsin, 11-24-22 |
| Opp. | +18 (45-27) | by Tennessee, 11-25-22 |
| A TEAM OUT-REBOUNDED ITS OPPONENT BY 20+ | | |
| KU | +21 (48-27) | vs. West Virginia, 3-10-22 |
| Opp. | +20 (55-35) | by North Carolina, 4-4-22 |
| A TEAM OUT-REBOUNDED ITS OPPONENT BY 30+ | | |
| KU | +30 (61-31) | vs. Alcorn State, 12-2-09 |
| Opp. | | Never |
| 3+ PLAYERS WITH 10+ REBOUNDS IN A GAME | | |
| KU | J. Wilson (13), C. Braun (11), D. McCormack (10) | vs. Texas, 3-5-22 |
| Opp. | A. Bacot (15), B. Manek (13), R.J. Davis (12) | of North Carolina, 4-4-22 |
| 2 PLAYERS WITH A DOUBLE-DOUBLE IN SAME GAME | | |
| KU | D. Harris (10p, 10a), K. McCullar (11p, 11r) | vs. Indiana, 12-17-22 |
| Opp. | B. Manek (13p, 13r), A. Bacot (15p, 15r), R.J. Davis (15p, 12r) | of North Carolina, 4-4-22 |
| 3 PLAYERS WITH A DOUBLE-DOUBLE IN SAME GAME | | |
| KU | J. Wilson (17p, 13r), D. McCormack (22p, 10r), C. Braun (13p, 11r) | vs. Texas, 3-5-22 |
| Opp. | B. Manek (13p, 13r), A. Bacot (15p, 15r), R.J. Davis (15p, 12r) | of North Carolina, 4-4-22 |
| A PLAYER WITH A TRIPLE-DOUBLE IN A GAME | | |
| KU | Jeff Withey (16 pts, 12 reb, 12 blk) | vs. San Jose State, 11-26-12 |
| Opp. | Denzel Valentine (29 pts, 12 reb, 12 ast) | of Michigan State, 11-17-15 |
| A TEAM HAD 25+ ASSISTS IN A GAME | | |
| KU | 26 | at Oklahoma State, 2-14-23 |
| Opp. | 26 | by Oklahoma, 1-10-94 |
| A TEAM HAD 7 OR FEWER ASSISTS IN A GAME | | |
| KU | 7 | vs. Providence, 3-25-22 |
| Opp. | 7 | by Texas Southern, 11-28-22 |

THE LAST TIME...

| | | | |
|---|--|---------------------------------|--------------------------|
| A TEAM HAD 15+ STEALS IN A GAME | | | |
| KU | 16 | at Oklahoma, 2-11-23 | |
| Opp. | 22 | by West Virginia, 1-16-16 | |
| A TEAM DID NOT HAVE A STEAL IN A GAME | | | |
| KU | | vs. Syracuse, 3-18-01 | |
| Opp. | | Oakland, 11-25-09 | |
| A TEAM HAD 10+ BLOCKED SHOTS IN A GAME | | | |
| KU | 13 | vs. Duke, 11-15-22 | |
| Opp. | 12 | by Kentucky, 12-1-20 | |
| A TEAM DID NOT BLOCK A SHOT IN A GAME | | | |
| KU | | vs. NC State, 11-23-22 | |
| Opp. | | by Texas, 3-11-23 | |
| A TEAM COMMITTED 30+ FOULS IN A GAME | | | |
| KU | 32 | vs. Indiana, 11-11-16 | |
| Opp. | 31 | by West Virginia, 2-13-17 | |
| A TEAM COMMITTED 10 OR FEWER FOULS IN A GAME | | | |
| KU | 7 | vs. Villanova, 4-2-22 | |
| Opp. | 9 | by Texas, 3-11-23 | |
| A TEAM HAD TWO PLAYERS DISQUALIFIED (FOUL OUT) | | | |
| KU | KJ Adams / Gradey Dick / Kevin McCullar | | at Kansas State, 1-17-23 |
| Opp. | Sam Waardenburg / Jordan Miller | | of Miami, 3-27-22 |
| A TEAM HAD THREE PLAYERS DISQUALIFIED (FOUL OUT) | | | |
| KU | KJ Adams / Gradey Dick / Kevin McCullar | | at Kansas State, 1-17-23 |
| Opp. | Poythress / Willis / Lee / Labissiere | | of Kentucky, 1-30-16 |
| A TEAM HAD FOUR PLAYERS DISQUALIFIED (FOUL OUT) | | | |
| KU | Frank Mason III / Devonte' Graham / Carlton Bragg Jr. / Landen Lucas | | vs. Indiana, 11-11-16 |
| Opp. | | | Never |
| A TEAM SCORED 50+ POINTS IN A HALF | | | |
| KU | 50, 1st half | vs. Howard, 3-16-23 | |
| Opp. | 51, 1st half | by Kentucky, 1-29-22 | |
| A TEAM SCORED 60+ POINTS IN A HALF | | | |
| KU | 66, 1st half | vs. Texas Southern, 11-21-17 | |
| Opp. | 60, 2nd half | by Texas Tech, 2-13-99 | |
| A TEAM HAD 20 OR FEWER POINTS IN A HALF | | | |
| KU | 20, 1st half | vs. UTEP, 3-4-21 | |
| Opp. | 20, 1st half | by Wisconsin, 11-24-22 | |
| A TEAM SHOT 70% OR BETTER FG IN A HALF | | | |
| KU | 70.8 (17-24), 2nd half | at Oklahoma State, 1-4-22 | |
| Opp. | 75.0, 1st half | by Baylor, 1-25-93 | |
| A TEAM SHOT 20% OR WORSE FG IN A HALF | | | |
| KU | 13.6%, 1st half | at TCU, 2-6-13 | |
| Opp. | 20.0%, 1st half | by Providence, 3-25-22 | |
| A TEAM MADE 9+ 3-POINTERS IN A HALF | | | |
| KU | 9, 2nd half | vs. West Virginia, 12-22-20 | |
| Opp. | 9, 1st half | by Oklahoma State, 12-31-22 | |
| A TEAM MADE DID NOT MAKE A 3-POINTER IN A HALF | | | |
| KU | 0-7, 2nd half | vs. Texas, 3-11-23 | |
| Opp. | 0-6, 1st half | by Kentucky, 1-28-23 | |
| A TEAM DID NOT MAKE A FREE THROW IN A HALF | | | |
| KU | 1st half (0-0) | at Texas Tech, 1-3-23 | |
| Opp. | 1st half (0-0) | by North Dakota State, 11-10-22 | |
| A TEAM DID NOT ATTEMPT A FREE THROW IN A HALF | | | |
| KU | 1st half | at Texas Tech, 1-3-23 | |
| Opp. | 1st half | by North Dakota State, 11-10-22 | |
| A TEAM HAD 30+ REBOUNDS IN A HALF | | | |
| KU | 30, 1st half | at Oklahoma State, 1-4-22 | |
| Opp. | 31, 2nd half | by Baylor, 1-12-19 | |

| | | | |
|--|-------------------------------|------------------------------|--|
| A TEAM HAD 15+ ASSISTS IN A HALF | | | |
| KU | 15, 1st half | at Texas Tech, 1-3-23 | |
| Opp. | 15, 1st half | by North Carolina, 3-25-12 | |
| A TEAM DID NOT HAVE A TURNOVER IN A HALF | | | |
| KU | 1st half | vs. Texas, 1-14-19 | |
| Opp. | 2nd half | vs. Kansas State, 1-13-18 | |
| A TEAM HAD 10+ STEALS IN A HALF | | | |
| KU | 10, 1st half | vs. Texas, 1-21-17 | |
| Opp. | 11, 2nd half | by Long Beach State, 12-6-11 | |
| A TEAM HAD 7+ BLOCKED SHOTS IN A HALF | | | |
| KU | 7, 1st half | vs. Duke, 11-15-22 | |
| Opp. | 7, 1st half | by Kentucky, 12-1-20 | |
| A PLAYER SCORED 30+ POINTS IN A GAME | | | |
| KU | 30 by Jalen Wilson | vs. TCU, 1-21-23 | |
| Opp. | 33 by Bryson Williams | of Texas Tech, 1-24-22 | |
| A PLAYER SCORED 40+ POINTS IN A GAME | | | |
| KU | 41 by Andrew Wiggins | at West Virginia, 3-8-14 | |
| Opp. | 46 by Buddy Hield | of Oklahoma, 1-4-16 | |
| A PLAYER SHOT 80% OR BETTER FG IN A GAME (MIN. 10 ATT.) | | | |
| KU | 80.0 (8-10) by KJ Adams | at Kentucky, 1-28-23 | |
| Opp. | 90.9 (10-11) by Eric Paschall | of Villanova, 3-31-18 | |
| A PLAYER MADE 7+ 3-POINTERS IN A GAME | | | |
| KU | 7 by Ochai Agbaji | vs. Texas Tech, 1-24-22 | |
| Opp. | 7 by Bryce Thompson | of Oklahoma State, 12-31-22 | |
| A PLAYER SHOT 100% 3-POINT FG (MIN. 5 ATT.) | | | |
| KU | 5-5 by Dajuan Harris Jr. | at Texas Tech, 1-3-23 | |
| Opp. | 5-5 by Marial Shayok | of Iowa State, 1-5-19 | |
| A PLAYER MADE 12+ FREE THROWS IN A GAME | | | |
| KU | 13 (13-13) by Devonte' Graham | vs. Texas Tech, 1-2-18 | |
| Opp. | 19 (19-22) by Reid Travis | of Stanford, 12-3-16 | |
| A PLAYER SHOT 100% FREE THROWS IN A GAME (MIN. 10 ATT.) | | | |
| KU | 10-10 by David McCormack | vs. Texas, 3-5-18 | |
| Opp. | 11-11 by Malik Curry | of West Virginia, 3-10-22 | |
| A PLAYER HAD 8+ OFFENSIVE REBOUNDS IN A GAME | | | |
| KU | 8 by KJ Adams | vs. Omaha, 11-7-22 | |
| Opp. | 8 by Oscar Tschibwe | of West Virginia, 1-4-20 | |
| A PLAYER HAD 12+ DEFENSIVE REBOUNDS IN A GAME | | | |
| KU | 12 by Jalen Wilson | at TCU, 2-20-23 | |
| Opp. | 12 by Jaylon Tyson | of Texas Tech, 2-28-23 | |
| A PLAYER HAD 15+ TOTAL REBOUNDS IN A GAME | | | |
| KU | 15 by David McCormack | at Kansas State, 1-22-22 | |
| Opp. | 18 by Fardaws Aimaq | of Texas Tech, 2-28-23 | |
| A PLAYER HAD 10+ ASSISTS IN A GAME | | | |
| KU | 11 by Dajuan Harris Jr. | at Kansas State, 1-17-23 | |
| Opp. | 10 by Tamin Lipsey | of Iowa State, 2-4-23 | |
| A PLAYER HAD 7+ TURNOVERS IN A GAME | | | |
| KU | 7 by Jalen Wilson | vs. Iowa State, 3-10-23 | |
| Opp. | 7 Kadary Richmond | of Seton Hall, 12-1-22 | |
| A PLAYER HAD 7+ BLOCKED SHOTS IN A GAME | | | |
| KU | 7 by Udoka Azubuike | vs. Baylor, 1-11-20 | |
| Opp. | 9 by Trayce Jackson-Davis | of Indiana, 12-17-22 | |
| A PLAYER HAD 7+ STEALS IN A GAME | | | |
| KU | 7 by Xavier Henry | vs. Baylor, 1-20-10 | |
| Opp. | 7 by Terry Black | of Baylor, 2-26-00 | |
| A PLAYER PLAYED ALL 40 MINUTES IN REGULATION | | | |
| KU | Jalen Wilson | at Kansas State, 1-17-23 | |
| Opp. | R.J. Davis | of North Carolina 4-4-22 | |



1 HUNTER DICKINSON SR • C • 7-2 • 260 • Alexandria, Va. • DeMatha Catholic HS / Michigan • Twitter: @H_Dickinson24 • IG: @hunter.dickinson1

2022-23 SEASON STATS

| PPG | RPG | APG | FG% | 3FG% | FT% |
|-------------|------------|------------|-------------|-------------|-------------|
| 18.5 | 9.0 | 1.5 | 56.0 | 42.1 | 72.7 |
| CAREER | | | | | |
| 17.2 | 8.4 | 1.6 | 57.0 | 36.0 | 75.3 |

CAREER HIGHS (*AT MICHIGAN)

| | | |
|--------------|----|-------------------------------|
| *Points | 33 | vs. Michigan State (3.1.22) |
| *Field Goals | 14 | vs. Illinois (3.2.23) |
| *Rebounds | 16 | vs. Illinois (3.2.23) |
| *Assists | 7 | vs. Iowa (2.17.22) |
| *Blocks | 5 | 2x, last vs. Indiana (3.5.23) |
| *Steals | 3 | vs. Purdue (2.10.22) |
| *Minutes | 46 | vs. Illinois (3.2.23) |

NOTES

A fourth-year transfer from Michigan ... Earned many national and conference honors while at Michigan, including Consensus All-America Second Team in 2021 ... A three-time All-Big Ten selection, including first team honors in 2022 and 2023 ... Averaged 17.2 points and 8.4 rebounds for his career and led Michigan in points and rebounds each of the last three seasons ... For his career, has 1,617 points, 787 rebounds and 149 blocked shots.



3 DAJUAN HARRIS JR. JR-RS • G • 6-1 • 170 • Columbia, Mo. • Rock Bridge HS • Twitter: @DajuanH10 • IG: @dajuanharr1s

2022-23 SEASON STATS

| PPG | RPG | APG | FG% | 3FG% | FT% |
|------------|------------|------------|-------------|-------------|-------------|
| 8.9 | 2.5 | 6.2 | 47.0 | 41.0 | 60.0 |
| CAREER | | | | | |
| 5.7 | 1.7 | 4.3 | 46.0 | 39.0 | 68.0 |

CAREER HIGHS

| | | |
|-------------|----|------------------------------------|
| Points | 18 | 2x, last vs Kansas State (1.31.23) |
| Field Goals | 8 | vs. Texas (2.6.23) |
| Rebounds | 6 | vs. Texas (2.6.23) |
| Assists | 11 | at Kansas State (1.17.23) |
| Blocks | 4 | vs. Texas (3.5.22) |
| Steals | 6 | vs. West Virginia (2.25.23) |
| Minutes | 43 | at Kansas State (1.17.23) |

NOTES

The 2023 Big 12 Defensive Player of the Year ... Has started each of the last two seasons, including the 2022 NCAA National Championship team ... Has played in 106 games with 77 starts at KU ... Ranks 14th on the KU career assists list with 455 and tied for 15th on career steals with 165 ... Has led the Big 12 in assist-to-turnover ratio each of the last two seasons ... 2022 and 2023 All-Big 12 Honorable Mention and Big 12 All-Defensive Team member ... A two-time Academic All-Big 12 First Team ... Was a CSC Academic All-District honoree in 2023, which qualified him for Academic All-America ... Graduated from KU in May 2023 with a liberal arts & science degree.



4 JUSTIN CROSS JR • F • 6-8 • 200 • Oak Park, Ill. • Oak Park River Forest HS • Twitter: @JCross_4 • IG: @justin.cross4

2022-23 SEASON STATS

| PPG | RPG | APG | FG% | 3FG% | FT% |
|------------|------------|------------|-------------|-------------|-------------|
| 2.8 | 4.3 | 1.1 | 47.0 | 00.0 | 81.8 |
| CAREER | | | | | |
| 2.0 | 3.4 | 0.8 | 45.5 | 00.0 | 78.4 |

CAREER HIGHS (*AT JOHN A. LOGAN COL.)

| | | |
|-------------|----|--|
| Points | 10 | vs. Lake Land College (2.15.23) |
| Field Goals | 4 | vs. Lake Land College (2.15.23) |
| Rebounds | 12 | at Kaskaskia College (2.28.23) |
| Assists | 6 | vs. Lincoln Trail College (1.14.23) |
| Blocks | 5 | at Lewis & Clark CC (12.3.22) |
| Steals | 3 | 4x, last vs. Lake Land College (2.15.23) |
| Minutes | 25 | vs. Macomb CC (12.10.22) |

NOTES

An invited walk-on who played junior college basketball at John A. Logan College in Carterville, Illinois ... Son of Gene Cross, who is the director of scouting and administration for the New York Knicks and was a longtime college and professional coach.



5 CHRIS CARTER RS-FR • G • 6-4 • 190 • Indio, Calif. • Shadow Hills HS • IG: @chr_x.2

2022-23 SEASON STATS

| PPG | RPG | APG | FG% | 3FG% | FT% |
|--------|-----|-----|-----|------|-----|
| - | - | - | - | - | - |
| CAREER | | | | | |
| - | - | - | - | - | - |

CAREER HIGHS

| | | |
|-------------|---|--|
| Points | - | |
| Field Goals | - | |
| Rebounds | - | |
| Assists | - | |
| Blocks | - | |
| Steals | - | |
| Minutes | - | |

NOTES

An invited walk-on who was a redshirt Cal State Northridge in 2022-23 and entered the transfer portal in May 2023 ... Will provide depth at both guard positions ... Played AAU basketball for Elev8Elite.



10 JOHNNY FURPHY FR • Guard • 6-9 • 202 • Melbourne, Australia • Centre of Excellence • IG: @johnnyfurphy

2022-23 SEASON STATS

| PPG | RPG | APG | FG% | 3FG% | FT% |
|--------|-----|-----|-----|------|-----|
| - | - | - | - | - | - |
| CAREER | | | | | |
| - | - | - | - | - | - |

CAREER HIGHS (*AT TEXAS TECH)

| | | |
|--------------|---|--|
| *Points | - | |
| *Field Goals | - | |
| Rebounds | - | |
| Assists | - | |
| *Blocks | - | |
| *Steals | - | |
| *Minutes | - | |

NOTES

Listed on the 2024 Julius Erving Small Forward of the Year Watch List ... Played for Centre of Excellence (CoE) – Basketball Australia's development program hosted at the Australian Institute of Sport alongside NBA Global Academy ... Reclassified for the 2023 class and garnered attention when he participated in various NBA Academy events in the United States, including the NBA Academy Games in Atlanta in early July 2023 ... The NBA Global Academy has produced recent Australian NBA Draft first round picks Dyson Daniels and Josh Giddey.



11 JAMARI MCDOWELL FR • Guard • 6-4 • 180 • Houston, Texas • Manvel HS • Twitter: @jamari_mcdowell • IG: @_jammarii

2022-23 SEASON STATS

| PPG | RPG | APG | FG% | 3FG% | FT% |
|--------|-----|-----|-----|------|-----|
| - | - | - | - | - | - |
| CAREER | | | | | |
| - | - | - | - | - | - |

CAREER HIGHS

| | | |
|-------------|---|--|
| Points | - | |
| Field Goals | - | |
| Rebounds | - | |
| Assists | - | |
| Blocks | - | |
| Steals | - | |
| Minutes | - | |

NOTES

Can play all three perimeter positions ... Is long and athletic ... A solid shooter who plays with a high motor and above the rim ... His length contributes to his defensive presence.



12 WILDER EVERS RS-FR • G • 6-4 • 185 • Birmingham, Ala. • Oak Mountain HS • Twitter: @EversWilder • IG: @wilderevers

2022-23 SEASON STATS

| PPG | RPG | APG | FG% | 3FG% | FT% |
|--------|-----|-----|-----|------|-----|
| - | - | - | - | - | - |
| CAREER | | | | | |
| - | - | - | - | - | - |

CAREER HIGHS

| | |
|-------------|---|
| Points | - |
| Field Goals | - |
| Rebounds | - |
| Assists | - |
| Blocks | - |
| Steals | - |
| Minutes | - |

NOTES

A walk-on from Birmingham, Alabama, who will provide depth at the guard spots ... Comes from a family with Kansas ties as his brother plays baseball for KU and his parents competed in track and field at KU.



13 ELMARKO JACKSON FR • Guard • 6-3 • 195 • Marlton, N.J. • South Kent HS • Twitter: @ElmarkoJ • IG: @elmarkojackson

2022-23 SEASON STATS

| PPG | RPG | APG | FG% | 3FG% | FT% |
|--------|-----|-----|-----|------|-----|
| - | - | - | - | - | - |
| CAREER | | | | | |
| - | - | - | - | - | - |

CAREER HIGHS

| | |
|-------------|---|
| Points | - |
| Field Goals | - |
| Rebounds | - |
| Assists | - |
| Blocks | - |
| Steals | - |
| Minutes | - |

NOTES

A combo guard that will provide an immediate impact ... A highly-rated guard who has great court presence and was ranked as high as No. 19 following the 2022-23 season ... Was a McDonald's All-American in 2022-23.



14 PATRICK CASSIDY JR • G • 6-1 • 185 • Columbus, Kan. • Columbus Unified HS • Twitter: @patrickcassidy • IG: @patrickcassidy14

2022-23 SEASON STATS

| PPG | RPG | APG | FG% | 3FG% | FT% |
|--------|-----|-----|-----|------|-----|
| - | - | - | - | - | - |
| CAREER | | | | | |
| - | - | - | - | - | - |

CAREER HIGHS

| | |
|-------------|---|
| Points | - |
| Field Goals | - |
| Rebounds | - |
| Assists | - |
| Blocks | - |
| Steals | - |
| Minutes | - |

NOTES

An invited walk-on who will provide depth at the point guard position ... Was a two-year manager for the Kansas men's basketball program in 2021-22, Kansas' NCAA National Championship season, and 2022-23.



15 KEVIN MCCULLAR JR. RS-SR • G • 6-7 • 212 • San Antonio, Texas. • Wagner HS/Texas Tech • Twitter: @Kevin_McCullar • IG: @kevinmccullarjr

2022-23 SEASON STATS

| PPG | RPG | APG | FG% | 3FG% | FT% |
|-------------|------------|------------|-------------|-------------|-------------|
| 10.7 | 7.0 | 2.4 | 44.4 | 29.6 | 76.1 |
| CAREER | | | | | |
| 9.3 | 5.3 | 2.0 | 43.6 | 29.8 | 73.3 |

CAREER HIGHS

| | | |
|--------------|----|-----------------------------|
| *Points | 24 | vs. Grambling (11.12.21) |
| *Field Goals | 9 | vs. Grambling (11.12.21) |
| Rebounds | 13 | vs. Kansas State (1.31.23) |
| Assists | 8 | at Oklahoma State (2.14.23) |
| *Blocks | 4 | vs. Baylor (1.16.21) |
| *Steals | 6 | vs. Texas (3.11.21) |
| *Minutes | 44 | at Kansas (1.24.22) |

NOTES

Entered the NBA Draft process following the 2022-23 season but returned to Kansas for a fifth year ... A transfer from Texas Tech who was a redshirt senior at Kansas in 2022-23 ... A three-time All-Big 12 selection ... Was a Naismith Defensive Player of the Year semifinalist in 2021-22 and 2022-23 ... Has 1,040 points, 589 rebounds, 231 assists and 178 steals for his career ... A three-time Academic All-Big 12 selection ... Graduated in May of 2023 with a liberal arts and sciences degree.



20 MICHAEL JANKOVICH RS-SR • G • 6-4 • 190 • Dallas, Texas • Northfield Mount Hermon HS • Twitter: @michael_jank • IG: @mjankovich

2022-23 SEASON STATS

| PPG | RPG | APG | FG% | 3FG% | FT% |
|------------|------------|------------|-------------|-------------|------|
| 1.1 | 0.0 | 0.0 | 62.5 | 57.1 | - |
| CAREER | | | | | |
| 0.9 | 0.1 | 0.1 | 43.5 | 40.9 | 75.0 |

CAREER HIGHS

| | | |
|-------------|---|----------------------------------|
| Points | 5 | vs. Monmouth (11.15.19) |
| Field Goals | 1 | 10x, last vs. Oklahoma (2.12.23) |
| Rebounds | 1 | 3x, last vs. Nevada (12.29.21) |
| Assists | 1 | vs. Chaminade (11.25.19) |
| Blocks | 1 | vs. Howard (3.16.23) |
| Steals | 1 | 2x, last vs. USC (3.22.21) |
| Minutes | 5 | 2x, last vs. Monmouth (11.15.19) |

NOTES

An invited walk-on who has played in 34 games while at Kansas ... His 13 games played in 2022-23 were his most for a season ... Played in 10 contests during Kansas' 2022 NCAA National Championship seasons ... Academic All-Big 12 selection in 2022 ... Has solid range from beyond the arc ... Is 5-for-15 on FGs for his career, all of them being from beyond the arc ... Son of former SMU head coach Tim Jankovich, who spent five seasons as an assistant coach on Bill Self's staffs at Illinois and Kansas ... Lived in Lawrence from ages 4-8 while his father was on the KU staff ... Graduated in May 2023 with Finance degree.



22 DILLON WILHITE RS-SO • F • 6-9 • 240 • San Diego, Calif. • Cathedral Catholic HS • Twitter: @dillonwilhite • IG: @dillonwilhite

2022-23 SEASON STATS

| PPG | RPG | APG | FG% | 3FG% | FT% |
|------------|------------|------------|-----|------|-----|
| 0.0 | 0.2 | 0.0 | - | - | - |
| CAREER | | | | | |
| 0.0 | 0.2 | 0.0 | - | - | - |

CAREER HIGHS

| | | |
|-------------|---|--|
| Points | - | |
| Field Goals | - | |
| Rebounds | 1 | at Oklahoma (2.11.23) |
| Assists | - | |
| Blocks | - | |
| Steals | - | |
| Minutes | 2 | 2x, last vs. Texas Southern (11.28.22) |

NOTES

Was a redshirt on Kansas' 2022 NCAA National Championship team ... Played in five games in 2022-23 ... Played two sports – basketball and volleyball – in high school ... Comes from an athletic family as his sisters play volleyball at Georgetown, his father, who grew up in Lawrence, played golf at TCU and he has three cousins who played college football and an aunt who played college golf.



23 PARKER BRAUN GR-SR • F • 6-10 • 235 • Burlington, Kan. • Blue Valley Northwest HS • IG: @parkerlouisbraun

2022-23 SEASON STATS

| PPG | RPG | BPG | FG% | 3FG% | FT% |
|------------|------------|------------|-------------|-------------|-------------|
| 7.7 | 5.8 | 1.0 | 55.3 | 24.6 | 46.7 |
| CAREER | | | | | |
| 5.2 | 3.8 | 0.9 | 57.1 | 29.5 | 48.4 |

CAREER HIGHS

| | | |
|-------------|----|------------------------------|
| Points | 19 | vs. Nevada (11.16.21) |
| Field Goals | 9 | vs. Nevada (11.16.21) |
| Rebounds | 12 | at Pacific (1.14.23) |
| Assists | 5 | 4x, last vs. Iona (11.26.22) |
| Blocks | 5 | vs. Montana (12.19.21) |
| Steals | 3 | vs. BYU (1.27.22) |
| Minutes | 40 | vs. San Francisco (3.4.23) |

NOTES

Graduate transfer from Santa Clara who will be playing his sixth season of college basketball in 2023-24 ... Began his career at Missouri, where he was a redshirt in 2018-19, and played two seasons before transferring to Santa Clara the past two seasons ... Comes to Kansas with 109 games played and 65 starts, 570 points, 420 rebounds, 102 blocked shots and 39 steals for his career.



24 KJ ADAMS JR. JR • F • 6-7 • 235 • Austin, Texas • Westlake HS • Twitter: @kj_atz • IG: @kjadams

2022-23 SEASON STATS

| PPG | RPG | BPG | FG% | 3FG% | FT% |
|-------------|------------|------------|-------------|------------|-------------|
| 10.6 | 4.3 | 0.8 | 62.2 | 0.0 | 60.7 |
| CAREER | | | | | |
| 5.7 | 2.5 | 0.5 | 61.2 | 0.0 | 60.6 |

CAREER HIGHS

| | | |
|-------------|----|------------------------------|
| Points | 22 | vs. Oklahoma (1.10.23) |
| Field Goals | 9 | at Missouri (12.10.22) |
| Rebounds | 9 | vs. Omaha (11.7.22) |
| Assists | 5 | vs. West Virginia (2.25.23) |
| Blocks | 3 | vs. Southern Utah (11.18.22) |
| Steals | 4 | vs. Harvard (12.22.22) |
| Minutes | 37 | vs. West Virginia (2.25.23) |

NOTES

2023 Big 12 Most Improved Player ... Led Kansas with a 62.2 field goal percentage, which ranks sixth on the KU single-season list ... Scored a career-high 22 points vs. Oklahoma (1.10) ... Scored in double figures in 11-straight games played and 17 times this season ... Pulled down a career-high nine rebounds vs. Omaha (11.7) ... 2022 Big 12 All-Freshman Team ... In 2021-22, played in 36 games as a freshman with one start, averaging 4.8 minutes and 1.0 points per game last season ... Following the 2020-21 season, won the American Family Insurance Slam Dunk Championship in conjunction with the 2021 Final Four on CBS ... Played lacrosse as a youth.



25 NICOLAS TIMBERLAKE GR-Senior • G • 6-4 • 195 • Braintree, Mass. • Kimball Union Academy • Twitter: @NickTimberlake • IG: @ntimberlake25

2022-23 SEASON STATS

| PPG | RPG | APG | FG% | 3FG% | FT% |
|-------------|------------|------------|-------------|-------------|-------------|
| 17.7 | 3.9 | 2.4 | 45.5 | 41.6 | 84.5 |
| CAREER | | | | | |
| 12.5 | 3.9 | 1.6 | 42.0 | 37.9 | 79.2 |

CAREER HIGHS (*AT TOWSON)

| | | |
|--------------|----|---------------------------------|
| *Points | 34 | at Col. of Charleston (2.23.23) |
| *Field Goals | 12 | at Hofstra (2.2.23) |
| *Rebounds | 9 | vs. Delaware (3.5.23) |
| *Assists | 6 | at Stony Brook (1.7.23) |
| *Blocks | 2 | at Pennsylvania (11.13.22) |
| *Steals | 4 | vs. Albany (11.7.22) |
| *Minutes | 43 | at Drexel (2.11.23) |

NOTES

A transfer from Towson who entered the transfer portal following the 2022-23 season ... A two-time All-Colonial Athletics Association (CAA) First Team selection in 2022 and 2023 ... Is Towson's all-time leader in three-point field goals made with 233 and three pointers attempted with 614 ... Comes to Kansas with career totals of 1,522 points (12.5 ppg), 470 rebounds (3.9 rpg), 193 assists (1.6) and 100 steals (2.5).



41 ZACH CLEMENCE RS-SO • F • 6-11 • 230 • San Antonio, Texas • Sunrise Christian Academy • Twitter: @BIGZTEXAS • IG: @zachary_clemence

2022-23 SEASON STATS

| PPG | RPG | BPG | FG% | 3FG% | FT% |
|------------|------------|------------|-------------|-------------|-------------|
| 1.4 | 1.3 | 0.4 | 32.4 | 22.2 | 33.3 |
| CAREER | | | | | |
| 1.8 | 1.6 | 0.3 | 35.1 | 25.0 | 45.7 |

CAREER HIGHS

| | | |
|-------------|----|---------------------------------------|
| Points | 11 | vs. Stony Brook (11.18.21) |
| Field Goals | 3 | 2x, last vs. Oklahoma (1.10.23) |
| Rebounds | 6 | 2x, last vs. Oklahoma State (2.14.22) |
| Assists | 3 | vs. Texas Southern (3.17.22) |
| Blocks | 3 | vs. Kansas State (1.31.23) |
| Steals | 2 | 2x, last vs. Kansas State (1.31.23) |
| Minutes | 15 | vs. Kansas State (1.31.23) |

NOTES

Entered the transfer portal following the 2022-23 season yet returned to Kansas ... Played in 44 games while at Kansas - 20 in 2022-23 and 24 in Kansas' 2022 NCAA National Championship season ... A solid shooter and being 6-foot-10, can play multiple positions and be a tough matchup ... Played his prep career at national powers Sunrise Academy and Findley Prep.



CHARLIE MCCARTHY JR • G • 6-2 • 195 • Rancho Mirage, Calif. • Shadow Hills HS • IG: @chmc13

2022-23 SEASON STATS

| PPG | RPG | BPG | FG% | 3FG% | FT% |
|--------|-----|-----|-----|------|-----|
| - | - | - | - | - | - |
| CAREER | | | | | |
| - | - | - | - | - | - |

CAREER HIGHS

| | | |
|-------------|---|--|
| Points | - | |
| Field Goals | - | |
| Rebounds | - | |
| Assists | - | |
| Blocks | - | |
| Steals | - | |
| Minutes | - | |

NOTES

An invited walk-on ... A member of Kansas' 2022 NCAA National Championship team ... Comes from a KU family as both parents are two of 23 family members who have graduated from KU.




ROCK CHALK JAYHAWK

TV/RADIO ROSTER


// 2023-24 KANSAS MEN'S BASKETBALL



1 HUNTER DICKINSON
Sr. / C / 7-2 / 260
Alexandria, Va.



3 DAJUAN HARRIS JR.
Sr-RS. / G / 6-2 / 170
Columbia, Mo.



4 JUSTIN CROSS
Jr. / F / 6-8 / 200
Oak Park, Ill.



5 CHRIS CARTER
Fr. / G / 6-4 / 190
Indio, Calif.



10 JOHNNY FURPHY
Fr. / G / 6-9 / 202
Melbourne, Australia



11 JAMARI MCDOWELL
Fr. / G / 6-4 / 180
Houston, Texas




12 WILDER EVERS
Fr-RS. / G / 6-4 / 185
Birmingham, Ala.



13 ELMARKO JACKSON
Fr. / G / 6-3 / 195
Marlton, N.J.




14 PATRICK CASSIDY
Jr. / G / 6-1 / 185
Columbus, Kan.



15 KEVIN MCCULLAR JR.
Sr-Gr. / G / 6-7 / 212
San Antonio, Texas



20 MICHAEL JANKOVICH
Sr-S. / G / 6-4 / 190
Dallas, Texas



22 DILLON WILHITE
So-RS. / F / 6-9 / 240
San Diego, Calif.



23 PARKER BRAUN
Sr-Gr. / F / 6-10 / 235
Burlington, Kan.




24 KJ ADAMS JR.
Jr. / F / 6-7 / 235
Austin, Texas



25 NICOLAS TIMBERLAKE
Sr-Gr. / G / 6-4 / 200
Braintree, Mass.



41 ZACH CLEMENCE
Jr. / F / 6-11 / 230
San Antonio, Texas



CHARLIE MCCARTHY
So. / G / 6-2 / 195
Rancho Mirage, Calif.



BILL SELF
Head Coach
21st Year at Kansas



KURTIS TOWNSEND
Assistant Coach
20th Year at Kansas



NORM ROBERTS
Assistant Coach
13th Year at Kansas



JEREMY CASE
Assistant Coach
Ninth Year at Kansas



FRED QUARTLEBAUM
Director of Operations
11th Year at Kansas



JOE DOOLEY
Director of Student-Athlete Development
12th Year at Kansas



DOC SADLER
Advisor to the Men's Basketball Program



BRADY MORNINGSTAR
Video Coordinator