

KANSAS

#KUBball

f /KANSASBASKETBALL

@KUHOOPS

@KUHOOPS

NOVEMBER 14, 2023 | KENTUCKY | GAME NOTES

KANSAS COMMUNICATIONS

JAYHAWKS

2-0

2023-24 OVERALL

0-0

2023-24 BIG 12

1/1

RANKING (AP/COACHES)



VS



2-0

2023-24 OVERALL

0-0

2023-24 SEC

17/16

RANKING (AP/COACHES)

WILDCATS

Bill Self
HEAD COACH

567-132 (.811)
21ST SEASON

John Calipari
HEAD COACH

389-113 (.775)
RECORD AT KENTUCKY, 15TH SEASON

RECORD (2-0 -- H: 2-0; A: 0-0; N: 0-0)

| KU OPP | | | | | |
|----------------|-----|-----|-------------------------|---------|-------------|
| Date | Rnk | Rnk | Opponent | TV | Time/Result |
| NOVEMBER (0-0) | | | | | |
| 6 | 1 | - | NORTH CAROLINA CENTRAL | B12 NOW | W, 99-56 |
| 10 | 1 | - | MANHATTAN COLLEGE | B12 NOW | W, 99-61 |
| 14 | 1 | 17 | vs. Kentucky# | ESPN | 8:30 p.m. |
| 20 | - | - | vs. Chaminade! | ESPNU | 8 p.m. |
| 21 | - | - | vs. Marquette/UCLA! | ESPN/2 | 4/9:30 p.m. |
| 22 | - | - | TBD! | TBD | TBD |
| 28 | - | - | EASTERN ILLINOIS | B12 NOW | 7 p.m. |
| DECEMBER (0-0) | | | | | |
| 1 | - | - | UCONN- | ESPN2 | 8 p.m. |
| 5 | - | - | KANSAS CITY | B12 NOW | 7 p.m. |
| 9 | - | - | MISSOURI | ESPN | 4:15 p.m. |
| 16 | - | - | at Indiana | CBS | 11:30 a.m. |
| 22 | - | - | YALE | B12 NOW | 7 p.m. |
| 30 | - | - | vs. Wichita State# | ESPN2 | 3 p.m. |
| JANUARY (0-0) | | | | | |
| 6 | - | - | TCU* | CBS | 1 p.m. |
| 10 | - | - | at UCF* | B12 NOW | 6 p.m. |
| 13 | - | - | OKLAHOMA* | B12 NOW | 1 p.m. |
| 16 | - | - | at Oklahoma State* | ESPN | 8 p.m. |
| 20 | - | - | at West Virginia* | B12 NOW | 3 p.m. |
| 22 | - | - | CINCINNATI* | ESPN | 8 p.m. |
| 27 | - | - | at Iowa State* | CBS | 12:30 p.m. |
| 30 | - | - | OKLAHOMA STATE* | ESPN | 8 p.m. |
| FEBRUARY (0-0) | | | | | |
| 3 | - | - | HOUSTON* | ESPN | 3 p.m. |
| 5 | - | - | at Kansas State* | ESPN | 8 p.m. |
| 10 | - | - | BAYLOR* | ESPN | 5 p.m. |
| 12 | - | - | at Texas Tech* | ESPN | 8 p.m. |
| 17 | - | - | at Oklahoma* | ESPN | 3 p.m. |
| 24 | - | - | TEXAS* | ESPN | 5 p.m. |
| 27 | - | - | BYU* | B12 NOW | 7 p.m. |
| MARCH (0-0) | | | | | |
| 2 | - | - | at Baylor* | ESPN | 11 a.m. |
| 5 | - | - | KANSAS STATE* | ESPN/2 | 8 p.m. |
| 9 | - | - | at Houston* | ESPN | 3 p.m. |
| 12-16 | - | - | at Big 12 Championship# | | |

All times Central and subject to change; **Home Games in ALL CAPS and bold**; Rank: Associated Press Top 25 Poll; #State Farm Champions Classic; !Maui Invitational; -Big EAST-Big 12 Battle; #T-Mobile Center, Kansas City, Mo.; *Big 12 Conference game



COMMUNICATIONS

CHRIS THEISEN

Asst. AD for Communications
e theisen@ku.edu
c 785.331.9356

MAX AEBERSOLD

Communications Graduate Assistant
e max.aebersold@ku.edu
c 913.991.2711

GAME #17/16 KENTUCKY VS. #1/1 KANSAS

Chicago, Ill. • United Center (20,917)
Tuesday, November 14, 2023 • 8:30 p.m. (CT)
State Farm Champions Classic



Play-by-Play: Dan Shulman
Analyst: Jay Bilas
Sideline: Holly Rowe
Producer: Eric Mosley
Director: Mike Roig



Radio: Jayhawk Radio Network
Webcast: KUathletics.com/Radio
Play-by-Play: Brian Hanni
Analyst: Greg Gurley
Producer/Engineer: Steve Kincaid

TIPOFF

- The top-two winningest programs in college basketball history will meet for the 11th time in the last 13 seasons when No. 1 Kansas (2-0) will face No. 17 Kentucky (2-0) in the State Farm Champions Classic, Tuesday, Nov. 14, at 8:30 p.m. Central, at the United Center in Chicago. ESPN will televise the game with Dan Shulman, Jay Bilas and Holly Rowe calling the action.
- Kansas is 2-0 after its 99-61 win against Manhattan College on Nov. 10. The Jayhawks are 2-0 for the 12th time in head coach Bill Self's 21 seasons at KU. Kentucky is also 2-0 after its 81-61 win against Texas A&M-Commerce on Nov. 10.
- The Champions Classic began in the 2011-12 season. Kansas is 7-5 in the Champions Classic and the Jayhawks have won six of their last seven appearances in the event after last year's 69-64 win against Duke in Indianapolis. Duke is 7-5 in the Champions Classic, while Kentucky is 5-7 and Michigan State 5-7.
- Kentucky leads the all-time series with Kansas, 24-11, and this will be the 11th time in the last 13 seasons these two blue bloods will meet (since 2011-12). Kansas has won two of the last three and five of the last seven meetings. The series is tied at 2-2 in the Champions Classic.
- Kansas' and Kentucky's home facilities are named after Kansas greats. Kentucky's Rupp Arena is named after Adolph Rupp, a KU graduate who played at Kansas in 1923 under coach F.C. "Phog" Allen, of which Allen Fieldhouse is named. Rupp was a member of the 1922 and 1923 Helms Foundation National Championship teams while at Kansas.
- Though its only two games, Kansas leads the nation in FG% at 62.6%, is second in assists per game at 29.5 and 10th in 3FG% (46.9%).
- KU won its mind-boggling 51st-straight home opener, 99-56 against North Carolina Central on Nov. 6. The streak began in 1973-74 under coach Ted Owens. KU coaches Larry Brown (5-0) and Roy Williams (15-0) never lost a home opener. KU is 21-0 in home openers under Bill Self.
- Kansas posted a 28-8 overall record in 2022-23 and won the Big 12 regular-season title with a 13-5 league mark.

SERIES AT A GLANCE

OVERALL UK LEADS 24-11 (2-2 IN CHAMPIONS CLASSIC)
CURRENT STREAK KANSAS, 1 WIN
LAST MEETING KU, 77-68 (1.28.23, LEXINGTON)



| | | |
|-------|-------------------|------|
| 99.0 | POINTS PER GAME | 83.5 |
| 62.6 | FG% | 48.5 |
| 46.9 | 3FG% | 32.7 |
| 80.8 | FT% | 75.9 |
| 41.0 | REBOUNDS PER GAME | 39.5 |
| 29.5 | ASSISTS PER GAME | 14.5 |
| 6.0 | BLOCKS PER GAME | 3.0 |
| 5.5 | STEALS PER GAME | 10.5 |
| 58.5 | SCORING DEFENSE | 53.5 |
| 34.4 | FG% DEFENSE | 36.6 |
| 28.6 | 3FG% DEFENSE | 30.0 |
| +13.5 | REBOUND MARGIN | +6.5 |
| 2.5 | AST-TO RATIO | 3.2 |

LAST GAME STARTERS

| 1 | DICKINSON | 3 | HARRIS | 13 | JACKSON | 15 | MCCULLAR JR. | 24 | ADAMS JR. | |
|---|-------------|------|--------------|------|------------|------|---------------|------|--------------|------|
| | SR • CENTER | | R-SR • GUARD | | FR • GUARD | | GR-SR • GUARD | | JR • FORWARD | |
| | MIN | 22.0 | MIN | 24.5 | MIN | 25.2 | MIN | 24.8 | MIN | 21.8 |
| | PPG | 19.5 | PPG | 1.0 | PPG | 8.5 | PPG | 18.5 | PPG | 13.0 |
| | FG% | 65.2 | FG% | 25.0 | FG% | 54.5 | FG% | 61.9 | FG% | 81.3 |
| | AST | 3.5 | AST | 7.5 | REB | 1.5 | REB | 6.5 | REB | 5.0 |
| | BLK | 1.5 | STL | 1.0 | AST | 7.5 | AST | 4.5 | AST | 1.5 |

NUMERICAL ROSTER

| NO. | NAME | HT. | WT. | POS. | YR. | EXP. | HOMETOWN / HIGH SCHOOL / PREVIOUS SCHOOL |
|-----|--------------------|------|-----|------|--------|------|---|
| 1 | Hunter Dickinson | 7-2 | 260 | C | Sr. | TR | Alexandria, Va. / DeMatha Catholic HS / Michigan |
| 3 | Dajuan Harris Jr. | 6-2 | 170 | G | RS-Sr. | 3L | Columbia, Mo. / Rock Bridge HS |
| 4 | Justin Cross | 6-8 | 200 | F | Jr. | TR | Oak Park, Ill. / Oak Park River Forest HS / John A. Logan College |
| 5 | Chris Carter | 6-4 | 190 | G | RS-Fr. | TR | Indio, Calif. / Shadow Hills HS / Cal State Northridge |
| 10 | Johnny Furphy | 6-9 | 202 | G | Fr. | HS | Melbourne, Australia / Centre of Excellence |
| 11 | Jamari McDowell | 6-4 | 180 | G | Fr. | HS | Houston, Texas / Manvel HS |
| 12 | Wilder Evers | 6-4 | 185 | G | RS-Fr. | HS | Birmingham, Ala. / Oak Mountain HS |
| 13 | Elmarko Jackson | 6-3 | 195 | G | Fr. | HS | Marlton, N.J. / South Kent School [Conn.] |
| 14 | Patrick Cassidy | 6-1 | 185 | G | Jr. | SQ | Columbus, Kan. / Columbus Unified HS |
| 15 | Kevin McCullar Jr. | 6-7 | 212 | G | Gr. | 1L | San Antonio, Texas / Wagner HS / Texas Tech |
| 20 | Michael Jankovich | 6-4 | 190 | G | S-Sr. | 4L | Dallas, Texas / Northfield Mount Hermon [Mass.] |
| 22 | Dillon Wilhite | 6-9 | 240 | F | RS-So. | 1L | San Diego, Calif. / Cathedral Catholic HS |
| 23 | Parker Braun | 6-10 | 235 | F | Gr. | TR | Burlington, Kan. / Blue Valley NW HS / Missouri / Santa Clara |
| 24 | KJ Adams Jr. | 6-7 | 235 | F | Jr. | 2L | Austin, Texas / Westlake HS |
| 25 | Nicolas Timberlake | 6-4 | 200 | G | Gr. | TR | Braintree, Mass. / Kimball Union Academy / Towson |
| 41 | Zach Clemence | 6-11 | 230 | F | Jr. | 2L | San Antonio, Texas / Sunrise Christian Academy [Kan.] |
| | Charlie McCarthy | 6-2 | 195 | G | So. | 1L | Rancho Mirage, Calif. / Shadow Hills HS |

SOCIAL

| TWITTER (X) | INSTAGRAM |
|------------------|-------------------|
| @H_Dickinson24 | hunter.dickinson1 |
| @DajuanH10 | dajuanharr1s |
| @JCross_4 | justin.cross4 |
| | chrx.2 |
| @FurphyJohnny | johnnyfurphy |
| @jamari_mcdowell | _jamarii |
| @EversWilder | wilderevers |
| @ElmarkoSzn | elmarkojackson |
| @patrickcassidy | patrickcassidy14 |
| @Kevin_McCullar | kevinmccullarjr |
| @michael_jank | mjankovich |
| @dillonwilhite | dillon.wilhite |
| @kj_axt | kxadams |
| @NickJTimberlake | ntimberlake25 |
| @BIGZTEXAS | @zachery_clemence |
| | chmac.32 |

ALPHABETICAL ROSTER

| NO. | NAME | POS. | HT. | WT. | YR. | EXP. | HOMETOWN / HIGH SCHOOL / PREVIOUS SCHOOL |
|-----|--------------------|------|-----|-----|--------|------|---|
| 24 | KJ Adams Jr. | 6-7 | 235 | F | Jr. | 2L | Austin, Texas / Westlake HS |
| 23 | Parker Braun | 6-10 | 235 | F | Gr. | TR | Burlington, Kan. / Blue Valley NW HS / Missouri / Santa Clara |
| 5 | Chris Carter | 6-4 | 190 | G | RS-Fr. | TR | Indio, Calif. / Shadow Hills HS / Cal State Northridge |
| 14 | Patrick Cassidy | 6-1 | 185 | G | Jr. | SQ | Columbus, Kan. / Columbus Unified HS |
| 41 | Zach Clemence | 6-11 | 230 | F | Jr. | 2L | San Antonio, Texas / Sunrise Christian Academy [Kan.] |
| 4 | Justin Cross | 6-8 | 200 | F | Jr. | TR | Oak Park, Ill. / Oak Park River Forest HS / John A. Logan College |
| 1 | Hunter Dickinson | 7-2 | 260 | C | Sr. | TR | Alexandria, Va. / DeMatha Catholic HS / Michigan |
| 12 | Wilder Evers | 6-4 | 185 | G | RS-Fr. | HS | Birmingham, Ala. / Oak Mountain HS |
| 10 | Johnny Furphy | 6-9 | 202 | G | Fr. | HS | Melbourne, Australia / Centre of Excellence |
| 3 | Dajuan Harris Jr. | 6-2 | 170 | G | RS-Sr. | 3L | Columbia, Mo. / Rock Bridge HS |
| 13 | Elmarko Jackson | 6-3 | 195 | G | Fr. | HS | Marlton, N.J. / South Kent School [Conn.] |
| 20 | Michael Jankovich | 6-4 | 190 | G | S-Sr. | 4L | Dallas, Texas / Northfield Mount Hermon [Mass.] |
| | Charlie McCarthy | 6-2 | 195 | G | So. | 1L | Rancho Mirage, Calif. / Shadow Hills HS |
| 15 | Kevin McCullar Jr. | 6-7 | 212 | G | Gr. | 1L | San Antonio, Texas / Wagner HS / Texas Tech |
| 11 | Jamari McDowell | 6-4 | 180 | G | Fr. | HS | Houston, Texas / Manvel HS |
| 25 | Nicolas Timberlake | 6-4 | 200 | G | Gr. | TR | Braintree, Mass. / Kimball Union Academy / Towson |
| 22 | Dillon Wilhite | 6-9 | 240 | F | RS-So. | 1L | San Diego, Calif. / Cathedral Catholic HS |

COACHING STAFF

| NAME | POSITION // YEAR AT KU |
|-------------------|---------------------------------------|
| Bill Self | Head Coach // 21st |
| Kurtis Townsend | Assistant Coach // 20th |
| Norm Roberts | Assistant Coach // 13th |
| Jeremy Case | Assistant Coach // 9th |
| Fred Quartlebaum | Dir. of Basketball Operations // 11th |
| Brennan Bechard | Dir. of Scouting // 13th |
| Joe Dooley | Dir. of S-A Development // 12th |
| Dr. Ramsey Nijem | Dr. of Sport Performance // 5th |
| Brady Morningstar | Video Coordinator // 3rd |
| Doc Sadler | Senior Advisor // 2nd |

| ALMA MATER // YEAR |
|---------------------------|
| Oklahoma State // 1985 |
| Western Kentucky // 1982 |
| Queens College // 1987 |
| Kansas // 2007 |
| Fordham // 1989 |
| Kansas // 2009 |
| George Washington // 1988 |
| UC Santa Barbara // 2012 |
| Kansas // 2011 |
| Arkansas // 1982 |

PRONUNCIATIONS

| | |
|-------------------|--------------------|
| Parker BRAUN |Brown |
| Wilder EVERS |EE-vers |
| Michael JANKOVICH |JANK-oh-vitch |
| Dillon WILHITE |WILL Height |

ABOUT KANSAS

No. 1 Kansas is 2-0 for the 12th time in head coach Bill Self's 21 seasons after its 99-56 win against Manhattan College on Nov. 10. Through two games, the Jayhawks lead the nation in field goal percentage at 62.6 percent and ranks in the nation's top 10 in assists per game (second at 13.2 apg) and three-point field goal percentage (10th at 46.9 percent). KU also leads the Big 12 in points per game (99.0).

Senior center Hunter Dickinson leads Kansas in scoring at 19.5 ppg and rebounding at 8.0 rpg. Name the Big 12 Newcomer of the Week Nov. 13, Dickinson has made all four of his three-point field goals attempts through two games. Graduate-senior Kevin McCullar Jr. is next in scoring at 18.5 points per contest, including a team-high 22 points in the win versus North Carolina Central (11/6). McCullar is tied for the team lead with five three pointers made, has nine assists and pulls down 6.5 rebounds per game, and leads the nation in FT% (6-6). Junior KJ Adams Jr., leads the Big 12 in field goal percentage as he is 13-for-16 (81.3%) from the field in two games. Adams averages 13.0 points and 5.0 rebounds per contest. Other KU starters include freshman Elmarko Jackson (8.5 ppg, 7.5 assists per game) and redshirt-senior Dajuan Harris Jr. who has 15 assists as well. Other KU regulars include freshman Johnny Furphy (10.5 ppg) who is tied with McCullar with a team-high five threes made, graduate-senior Parker Braun (10.0 ppg, 5.0 rpg, four blocks) and graduate-senior Nicolas Timberlake (7.5 ppg, three threes made).

Kansas opened the 2023-24 season with a 99-56 win against North Carolina Central on Nov. 6, in Allen Fieldhouse. The game was part of the McLendon Classic honoring Kansas grad and two-time Naismith Memorial Basketball Hall of Fame coach John McLendon.

Kansas is coming off a 28-8 season in which it won the Big 12 regular-season title with a 13-5 league record. It was KU's NCAA-record 63rd conference regular-season title and 16th under head coach Bill Self in his 20 seasons at Kansas.

Kansas returned three starters – Adams, Harris and McCullar – and eight letterwinners from last season. KU welcomed nine newcomers, including the 2023-24 coaches' Big 12 Preseason Player of the Year and the Big 12 Preseason Newcomer of the Year Dickinson. Dickinson, Harris and McCullar were on the All-Big 12 Preseason team as well.

ABOUT KENTUCKY

Located in Lexington, Kentucky, No. 17 Kentucky is 2-0 on the season after its 81-61 win against Texas A&M-Commerce on Nov. 10. The Wildcats are coached by former Kansas assistant coach John Calipari who is 389-113 in his 15th season at UK and 792-251 in his 32nd season as a college coach.

Kentucky averages 83.5 points per game with a plus-30.0 scoring margin. The Wildcats shoot 48.5 percent from the field and pull down 39.5 rebounds per game with a plus-6.5 rebound margin. Kentucky averages 8.5 three-point field goals made with a 32.7 three-point shooting percentage. UK also averages 14.5 assists, 10.5 steals and 3.0 blocked shots through two games.

UK has five players averaging double figures led by fifth-year guard Antonio Reeves at 16.0 ppg. Reeves has made a team high seven threes in two contests. Freshman guard Rob Dillingham (14.5 ppg, 5.0 rpg) is tied for the team lead in assists with seven. Freshman guard Justin Edwards (14.0 ppg, 6.0 rpg), graduate forward Tre Mitchell (13.5 ppg, team-high 8.5 rpg, four steals) and freshman guard D.J. Wagner (12.0 ppg, seven assists, four steals) round out the Kentucky double-figure scorers. Freshman guard Reed Sheppard (7.5 ppg) has a team-high five steals, while sophomore guard Adou Thiero (5.0 ppg) and freshman guard Jordan Burks (3.5 ppg) rounds out the Kentucky regulars.

THE KANSAS-KENTUCKY SERIES

Kentucky leads the all-time series with Kansas, 24-11, and this will be the 11th time in the last 13 seasons these two blue bloods will meet since 2011-12. The series is tied at 2-2 in the Champions Classic with Kentucky winning the first two meetings in 2011 (75-65 in New York City) and in 2014 (72-40 in Indianapolis) and Kansas winning the last two in 2017 (65-61 in Chicago) and 2020 (65-62 in Indianapolis).

Kansas has won two of the last three meetings and five of the last seven battles, including last season's 77-68 win on Jan. 28, 2023 in the SEC/Big 12 Challenge. In 2011-12, the two teams met twice with Kentucky claiming both wins: 75-65 in the Champions Classic at Madison Square Garden and 67-59 in the NCAA title game in New Orleans. On Nov. 18, 2014, then-No. 1 Kentucky defeated Kansas 72-40 in the Champions Classic in Indianapolis.

Prior to 2011-12, the two teams last met in the second round of the 2007 NCAA West Regional in Chicago with Kansas defeating Kentucky, 88-76. The two teams had a home-and-home series in 2005 and 2006 with KU winning in Lexington 65-59 on Jan. 9, 2005, and 73-46 the following season (Jan. 7, 2006) in Allen Fieldhouse.

The series dates back to 1950, a 68-39 UK win in Lexington. Kansas' single-game record of 150 points came against Kentucky in a 150-95 win over Rick Pitino's Wildcats on Dec. 9, 1989 in Lawrence. Kansas coach Bill Self is 8-6 against Kentucky, 7-5 while at Kansas. Kentucky coach John Calipari is 5-6 all-time versus Kansas, 5-5 while at UK. See the game-by-game KU-UK series breakdown on page 9.

MORE KU-UK NOTABLES

- KU head coach Bill Self was a graduate assistant at Kansas under Larry Brown in 1985-86. Kentucky coach John Calipari was an assistant coach at Kansas from 1982-85 under coaches Ted Owens and Brown.
- Both schools' home facilities are named after Kansas greats. Kentucky's Rupp Arena is named after Adolph Rupp, a KU graduate who played at Kansas in 1923 under coach F.C. "Phog" Allen, of which Allen Fieldhouse is named. Rupp was a member of the 1922 and 1923 Helms Foundation National Championship teams while at Kansas.

A KANSAS WIN WOULD...

Make Kansas 3-0 for the third-consecutive season and 12th time in head coach Bill Self's 21 seasons at KU ... Make Kansas 6-2 against Kentucky in its last eight meetings, including 3-2 in the Champions Classic ... Make the KU-UK all-time series 24-12 in favor of UK ... Make Kansas 8-5 all-time in the Champions Classic ... Make Self 568-132 while at Kansas, 775-237 overall and 9-6 all-time versus Kentucky (8-5 while at Kansas) ... Make Kansas 2,373-885 all-time.

A KANSAS LOSS WOULD...

Make Kansas 2-1 for the first time since also going 2-1 in the 2020-21 season ... Make the Kansas-Kentucky series 25-11 all-time in favor of UK ... Drop Kansas to 7-6 in the Champions Classic, including 2-3 against Kentucky in the event ... Make Bill Self 567-133 while at Kansas, 774-237 overall and 8-7 all-time against Kentucky (7-6 while at Kansas) ... Make Kansas 2,72-886 all-time.

MANHATTAN COLLEGE LEFTOVERS

- Kansas held Manhattan to 19 points in the first half. The last time Kansas held opponents to less than 20 points in the first half in back-to-back games was Dec. 22, 2011 at USC (13 pts) and Dec. 29, 2011 vs. Howard (13 pts). On Nov. 6, KU held NC Central to 18 first half points.
- Kansas dished out 25 assists. The last time Kansas had at least 25 assists in back-to-back games was Nov. 27, 2009 vs. Tennessee Tech (29 assists) and Dec. 2, 2009 vs. Alcorn State (28 assists). Kansas had 34 assists on Nov. 6 vs. North Carolina Central.
- KU made 10 three-point fields goals, making it consecutive games with double-digit triples. The last time KU started the season with back-to-back games with 10+ threes was 2018.
- Kansas finished with 99 points for the second straight game. Kansas has finished with at least 90 points in the first two games of the season for the first time since 2020.

QUICK FACTS**GENERAL INFORMATION**

| | |
|---------------------------------|--|
| Location | Lawrence, Kan. |
| Enrollment | 29,355 |
| Founded | 1866 |
| Nickname | Jayhawks |
| School Colors | Crimson (Pantone 186) and Blue (Pantone 293) |
| Conference | Big 12 |
| Chancellor | Douglas A. Girod |
| Athletics Director | Travis Goff |
| Deputy Athletics Director (MBB) | Sean Lester |
| Athletics Website | www.KUAthletics.com |
| Ticket Office Phone | 1.800.34.HAWKS (42957) |

HISTORY

| | |
|--|------------------|
| Seasons of Basketball | 126th in 2023-24 |
| First Season | 1888-89 |
| All-Time Record | 2,372-885 |
| Conference Regular-Season Titles (last) | 63 (2023) |
| Conference Postseason Tourn. Titles (last) | .16 (2022) |
| NCAA Tournament Appearances (last) | 50 (2023) |
| NCAA Tournament Record | .112-49 |
| NCAA Final Four Appearances (last) | .15 (2022) |
| NIT Appearances (last) | 2 (1969) |

ALLEN FIELDHOUSE

| | |
|------------------------|----------------------------|
| Year Opened (Seasons) | 1955 (65th season) |
| Capacity | 16,300 |
| Consecutive Sellouts | .354 games (Since 2001-02) |
| All-Time Record | 842-117 |
| Record under Bill Self | .301-17 |

COACHING STAFF

| | |
|-----------------|------------------------------------|
| Head Coach | Bill Self (Oklahoma State, '85) |
| Record at KU | .567-132 (21st season) |
| Overall Record | .774-237 (31st season) |
| Assistant Coach | Kurtis Townsend (W. Kentucky, '82) |
| | 20th season |
| Assistant Coach | Norm Roberts (Queens College, '87) |
| | 13th season |
| Assistant Coach | Jeremy Case (Kansas, '07) |
| | 10th season |

2022-23 REVIEW

| | |
|---|------------|
| Overall Record | 28-8 |
| Big 12 Record (Finish) | 13-5 (1st) |
| Home Record | 15-1 |
| Road Record | 7-4 |
| Neutral Record | 6-3 |
| Big 12 Championship | 2-1 |
| NCAA Tournament | 1-1 |
| Associated Press Poll Ranking (final) | 4 |
| USA TODAY Coaches' Poll Ranking (final) | 11 |

2023-24 TEAM INFORMATION

| | |
|--------------------------------|-------|
| Letterwinners Returning / Lost | 8 / 9 |
| Starters Returning / Lost | 3 / 2 |
| Newcomers | 9 |

COMMUNICATIONS

| | |
|---------------|--|
| Daniel Berk | Associate AD - Public Relations and Strategic Communications |
| Phone | 785.312.2159 |
| Email | dberk@ku.edu |
| Chris Theisen | Assistant AD Communications (MBB) |
| Phone | 785.331.9356 |
| Email | theisen@ku.edu |
| Max Aebersold | Communications Graduate Assistant (MBB) |
| Phone | 913.991.2711 |
| Email | max.aebersold@ku.edu |
| Hope Brown | Social Media Manager (MBB) |
| Phone | 785.393.9526 |
| Email | hopebrown@ku.edu |

| | |
|-------------------|---|
| Mailing Address | Kansas Athletics Communications 1651 Naismith Drive, Parrott 1400 Lawrence, KS 66045-4069 |
| Main Office Phone | 785.864.3417 |
| Twitter/Instagram | @KUHoops |
| Facebook | /KansasBasketball |
| Hashtags | #KUBall #RockChalk #PayHeed |

2023-24 ACCOLADES

TEAM

Preseason No. 1 in Associated Press Poll
 Preseason No. 1 in USA TODAY Coaches Poll
 Preseason No. 1 in Big 12 Conference Coaches' Poll

HUNTER DICKINSON

Big 12 Newcomer of the Week (11.13.23)
 Sporting News Preseason All-America Second Team
 Naismith Trophy Preseason Watch List (1 of 50)
 Preseason NABC Division I Player of the Year (1 of 20)
 Kareem Abdul Jabbar Center Award Watch List (1 of 20)
 Associated Press Preseason All-America
 CBS Sports Preseason All-America
 FOX Sports Preseason All-America
 Preseason Big 12 Player of the Year
 Preseason Big 12 Newcomer of the Year
 Preseason All-Big 12 First Team

JOHNNY FURPHY

Julius Erving Small Forward Award Watch List (1 of 20)

DAJUAN HARRIS JR.

Naismith Trophy Preseason Watch List (1 of 50)
 Bob Cousy Point Guard of the Year Award Watch List (1 of 20)
 Preseason All-Big 12 First Team

KEVIN MCCULLAR JR.

Naismith Trophy Preseason Watch List (1 of 50)
 Jerry West Shooting Guard of the Year Award Watch List (1 of 20)
 Preseason All-Big 12 Honorable Mention

ASSOCIATED PRESS (AP)

NOV. 13, 2023

| RANK | SCHOOL (FIRST PLACE VOTES) | RECORD | POINTS |
|------|----------------------------|--------|--------|
| 1 | KANSAS (51) | 2-0 | 1530 |
| 2 | Purdue (7) | 2-0 | 1464 |
| 3 | Arizona (3) | 2-0 | 1356 |
| 4 | Marquette | 2-0 | 1311 |
| 5 | UConn (1) | 2-0 | 1301 |
| 6 | Houston | 2-0 | 1180 |
| 7 | Tennessee | 2-0 | 1146 |
| 8 | Creighton | 2-0 | 1130 |
| 9 | Duke | 1-1 | 1088 |
| 10 | Florida Atlantic | 1-0 | 1004 |
| 11 | Gonzaga | 1-0 | 825 |
| 12 | Miami (FL) | 2-0 | 778 |
| 13 | Texas A&M | 2-0 | 728 |
| 14 | Arkansas | 2-0 | 719 |
| 15 | Baylor | 3-0 | 578 |
| 16 | USC | 2-0 | 573 |
| 17 | Kentucky | 2-0 | 549 |
| 18 | Michigan State | 1-1 | 516 |
| 19 | Texas | 2-0 | 513 |
| 20 | North Carolina | 2-0 | 501 |
| 21 | Villanova | 2-0 | 406 |
| 22 | Alabama | 2-0 | 264 |
| 23 | Illinois | 2-0 | 170 |
| 24 | James Madison | 3-0 | 91 |
| 25 | Colorado | 2-0 | 78 |

OTHERS RECEIVING VOTES: Memphis 53, Virginia 49, St. John's 47, UCLA 36, TCU 34, San Diego St. 33, BYU 32, Saint Mary's 20, Mississippi St. 19, Iowa St. 10, Wisconsin 6, Auburn 5, Michigan 2, Weber St. 2, Drake 1, Boise St. 1, Clemson 1.

WEEK-BY-WEEK RANKINGS

| WEEK | AP | COACHES | NCAA NET |
|-----------|--------|---------|----------|
| Preseason | 1 (46) | 1 (23) | - |
| Nov. 13 | 1 (51) | 1 (25) | - |

() - First place votes in parenthesis

USA TODAY (COACHES)

NOV. 13, 2023

| RANK | SCHOOL (FIRST PLACE VOTES) | RECORD | POINTS |
|------|----------------------------|--------|--------|
| 1 | KANSAS (25) | 2-0 | 765 |
| 2 | Purdue (3) | 2-0 | 737 |
| 3 | Arizona (3) | 2-0 | 682 |
| 4 | UConn | 2-0 | 648 |
| 5 | Marquette | 2-0 | 616 |
| 6 | Houston | 2-0 | 603 |
| 7 | Creighton | 2-0 | 574 |
| 8 | Tennessee | 2-0 | 560 |
| 9 | Duke | 1-1 | 528 |
| 10 | Florida Atlantic | 1-0 | 465 |
| 11 | Miami (FL) | 2-0 | 366 |
| 12 | Gonzaga | 1-0 | 363 |
| 13 | Baylor | 3-0 | 344 |
| 14 | Arkansas | 2-0 | 341 |
| 15 | Texas A&M | 2-0 | 334 |
| 16 | Kentucky | 2-0 | 274 |
| 17 | Texas | 2-0 | 252 |
| 18 | North Carolina | 2-0 | 234 |
| 19 | Michigan State | 1-1 | 227 |
| 20 | USC | 2-0 | 224 |
| 21 | Villanova | 2-0 | 220 |
| 22 | Alabama | 2-0 | 205 |
| 23 | Illinois | 2-0 | 91 |
| 24 | Saint Mary's | 2-1 | 59 |
| 25 | Virginia | 2-0 | 47 |
| 25 | UCLA | 2-0 | 47 |

OTHERS RECEIVING VOTES: Colorado 46; Memphis 40; San Diego State 35; Michigan 25; James Madison 25; TCU 19; Mississippi State 17; Iowa State 16; Xavier 13; BYU 6; Auburn 6; St. John's 5; Princeton 4; Clemson 4; Wisconsin 3; Oregon 2; North Carolina State 1; Iowa 1; Boise State 1;

RANKINGS BREAKDOWN

| | AP | COACHES |
|---------------------|------------------|-------------|
| Weeks in Top 25 | 840 (355) | 615 (371) |
| Weeks in Top 10 | 620 (278) | 491 (288) |
| Weeks in Top 5 | 378 (173) | 329 (183) |
| Weeks at No. 1 | 76 (36) | 68 (37) |
| Current Consecutive | | |
| Weeks in Top 25 | 42 (42) | 41 (42) |
| Most Consecutive | | |
| Weeks in Top 25 | 231* (231*) | 238* (238*) |
| Most Consecutive | | |
| Weeks at No. 1 | 15 (9) | 15 (9) |
| W-L vs Top 25 | 252-209 (121-65) | - |
| Home vs Top 25 | 104-51 (58-10) | - |
| Away vs Top 25 | 56-84 (27-29) | - |
| Neutral vs Top 25 | 91-74 (35-26) | - |
| W-L vs Top 10 | 108-115 (48-28) | - |
| Home vs Top 10 | 40-33 (20-4) | - |
| Away vs Top 10 | 22-39 (11-10) | - |
| Neutral vs Top 10 | 46-43 (17-14) | - |

() - Bill Self era in parenthesis
 * Longest in the NCAA DI history

2023-24 BIG 12 STANDINGS (Through games of 11.12.23)

| Team | BIG 12 | | | | | OVERALL | | | | | |
|----------------|------------|-------------|------------|------------|--------|------------|--------------|------------|------------|------------|-----------|
| | Record | Pct | Home | Away | Streak | Record | Pct | Home | Away | Neutral | Streak |
| Baylor | 0-0 | .000 | 0-0 | 0-0 | | 3-0 | 1.000 | 2-0 | 0-0 | 1-0 | W3 |
| Cincinnati | 0-0 | .000 | 0-0 | 0-0 | | 3-0 | 1.000 | 3-0 | 0-0 | 0-0 | W3 |
| Iowa State | 0-0 | .000 | 0-0 | 0-0 | | 3-0 | 1.000 | 3-0 | 0-0 | 0-0 | W3 |
| BYU | 0-0 | .000 | 0-0 | 0-0 | | 2-0 | 1.000 | 2-0 | 0-0 | 0-0 | W2 |
| Houston | 0-0 | .000 | 0-0 | 0-0 | | 2-0 | 1.000 | 2-0 | 0-0 | 0-0 | W2 |
| KANSAS | 0-0 | .000 | 0-0 | 0-0 | | 2-0 | 1.000 | 2-0 | 0-0 | 0-0 | W2 |
| Oklahoma | 0-0 | .000 | 0-0 | 0-0 | | 2-0 | 1.000 | 2-0 | 0-0 | 0-0 | W2 |
| TCU | 0-0 | .000 | 0-0 | 0-0 | | 2-0 | 1.000 | 2-0 | 0-0 | 0-0 | W2 |
| Texas | 0-0 | .000 | 0-0 | 0-0 | | 2-0 | 1.000 | 2-0 | 0-0 | 0-0 | W2 |
| Texas Tech | 0-0 | .000 | 0-0 | 0-0 | | 2-0 | 1.000 | 2-0 | 0-0 | 0-0 | W2 |
| Kansas State | 0-0 | .000 | 0-0 | 0-0 | | 1-1 | .500 | 1-0 | 0-0 | 0-1 | W1 |
| Oklahoma State | 0-0 | .000 | 0-0 | 0-0 | | 1-1 | .500 | 1-1 | 0-0 | 0-0 | W1 |
| UCF | 0-0 | .000 | 0-0 | 0-0 | | 1-1 | .500 | 1-0 | 0-1 | 0-0 | L1 |
| West Virginia | 0-0 | .000 | 0-0 | 0-0 | | 1-1 | .500 | 1-1 | 0-0 | 0-0 | L1 |

- Kansas had five players score in double figures (Dickinson – 18, McCullar – 15, Furphy – 15, Adams – 14, Braun – 10).
- Senior Hunter Dickinson finished with a game-high 18 points on 7-of-14 (50.0 percent) shooting, a game-high-tying eight rebounds and two assists. Dickinson has scored in double figures 85 times in his career, including in both of his games at Kansas. Dickinson secured his 800th career rebound in the second half.
- Graduate-senior Kevin McCullar Jr. had 15 points on 5-of-9 (55.6 percent) shooting, seven rebounds, four assists and a team-high two steals. He grabbed his 600th career rebound.
- Junior KJ Adams Jr. posted 14 points on 7-of-8 (87.5 percent) shooting, five rebounds and two blocks. Six of his seven made baskets were dunks.
- Freshman Johnny Furphy contributed 15 points on 6-of-10 (60.0 percent) shooting and three rebounds off the bench.
- Graduate-senior Parker Braun added 10 points on a perfect 4-of-4 (100.0 percent) shooting, five rebounds, two assists and a game-high three blocks off the bench. Braun has 19 double-digit scoring games in his career, including in both of his games at Kansas.
- Graduate-senior Michael Jankovich scored a career-high six points on a pair of second half three-pointers.
- Freshman Elmarko Jackson was just shy of a double-double with nine points and a game-high 10 assists. He is the first Kansas freshman with double-digit assists in a game since Quentin Grimes on Nov. 12, 2018 vs. Vermont (10).

CHAMPIONS CLASSIC HISTORY

Beginning in 2011, the State Farm Champions Classic is a neutral site doubleheader series featuring men's basketball powers Kansas, Duke, Kentucky and Michigan State. The inaugural Champions Classic was held at Madison Square Garden in 2011 followed by the Georgia Dome in 2012 and the United Center in Chicago in 2013.

Kansas is 7-5 in the Champions Classic and the Jayhawks have won six of their last seven appearances in the event after last year's 69-64 win against Duke in Indianapolis. Duke is 7-5 in the Champions Classic, while Kentucky is 5-7 and Michigan State 5-7.

In 2011, Kansas and Kentucky's Champions Classic meeting also became the matchup for the 2012 NCAA National Championship title game in New Orleans. The Wildcats defeated the Jayhawks, 75-65, in the Champions Classic.

In the 2016-17 season, Kansas defeated all the other three teams in the Champions Classic. KU defeated then-No. 1 Duke, 77-75, in the event and won at then-No. 4 Kentucky, Jan. 28, in the Big 12/SEC Challenge. KU completed the feat with a 90-70 win versus Michigan State in the second round of the NCAA Tournament in Tulsa on March 19, 2017.

KU will face Michigan State in 2024.

KANSAS AT THE CHAMPIONS CLASSIC

| DATE | RESULT | LOCATION |
|----------|---|--------------|
| 11/15/11 | #2 Kentucky 75 #12 Kansas 65 | New York |
| 11/13/12 | #21 Michigan St 67 #7 Kansas 64 | Atlanta |
| 11/12/13 | #5 Kansas 94 #4 Duke 83 | Chicago |
| 11/18/14 | #1 Kentucky 72 #5 Kansas 40 | Indianapolis |
| 11/17/15 | #13 Michigan St 79 #4 Kansas 73 | Chicago |
| 11/15/16 | #7 Kansas 77 #1 Duke 75 | New York |
| 11/14/17 | #4 Kansas 65 #7 Kentucky 61 | Chicago |
| 11/4/18 | #1 Kansas 92 #10 Michigan St 87 | Indianapolis |
| 11/5/19 | #4 Duke 68 #3 Kansas 66 | New York |
| 12/1/20 | #7 Kansas 65 #20 Kentucky 62 | Indianapolis |
| 11/9/21 | #3 Kansas 87 rv Michigan St. 74 | New York |
| 11/15/22 | #6 Kansas 69 #7 Duke 64 | Indianapolis |

Champions Classic Head-to-Head Records

| | Duke | KANSAS | Kentucky | Michigan State |
|--------------------|------------|------------|------------|----------------|
| vs. Duke | -- | 3-1 | 1-3 | 1-3 |
| VS. KANSAS | 1-3 | -- | 2-2 | 2-2 |
| vs. Kentucky | 3-1 | 2-2 | -- | 2-2 |
| vs. Michigan State | 3-1 | 2-2 | 2-2 | -- |
| TOTALS | 7-5 | 7-5 | 5-7 | 5-7 |

JAYHAWKS NO. 1 IN PRESEASON POLLS

Kansas entered the 2023-24 season No. 1 in both the Associated Press and USA Today Coaches' polls. This marked the fourth time KU has been No. 1 in the preseason AP poll with all four in the Bill Self era - 2004-05, 2009-10, 2018-19 and 2023-24. This is the fifth time in the coaches' poll that the Jayhawks have been No. 1 in the preseason poll with four in the Self era - 1996-97, 2004-05, 2009-10, 2018-19 and 2023-24.

Under 21st-year and Hall of Fame head coach Bill Self, this is the 18th time that Kansas entered the season ranked seventh or higher in the Associated Press preseason poll. Historically, the No. 1 ranking marks the 26th time since the 1992-93 season that Kansas will enter the season seventh or higher.

Kansas could possibly play 10 games against teams ranked in the preseason Associated Press Top 25. KU will play against No. 6 UConn, No. 7 Houston, No. 16 Kentucky, No. 18 Texas and No. 20 Baylor (twice). KU could also play No. 3 Purdue, No. 5 Marquette, and No. 11 Gonzaga in the Maui Invitational, Nov. 20-22, in Honolulu.

The No. 1 ranking marked the 10th-straight year Kansas has entered the season No. 5 or higher in the coaches' poll dating back to 2014-15. Additionally, it is the 18th time in the Self era the Jayhawks have been preseason seventh or higher, including each of the last 12 seasons.



NCAA TOP-150

BIG 12

2023-24 STAT RANKINGS

Through games of 11.12.23

| | STAT | NCAA | BIG 12 |
|-------------------|-------|------|--------|
| W-L% | 100 | 1 | 1 |
| SCORING | 99.0 | 12 | 1 |
| SCORING DEFENSE | 58.5 | 40 | 6 |
| SCORING MARGIN | +40.5 | 10 | 3 |
| REBOUNDING | 41.0 | 120 | 8 |
| REBOUNDING MARGIN | +13.5 | 44 | 6 |
| ASSISTS | 29.5 | 2 | 1 |
| ASSIST-TO RATIO | 2.5 | 11 | 2 |
| TURNOVER MARGIN | +1.5 | -- | 8 |
| STEALS | 5.5 | -- | 13 |
| BLOCKED SHOTS | 6.0 | 36 | 2 |
| FG% | 62.6 | 1 | 1 |
| FG% DEFENSE | 34.4 | 37 | 5 |
| 3FG MADE | 11.5 | 17 | 2 |
| 3FG% | 46.9 | 10 | 1 |
| 3FG% DEFENSE | 28.6 | 113 | 7 |
| FT% | 80.8 | 22 | 1 |

INDIVIDUAL (ALL GAMES)

SCORING

| | | | |
|--------------------|------|-----|---|
| Hunter Dickinson | 19.5 | 94 | 3 |
| Kevin McCullar Jr. | 18.5 | 132 | 6 |

REBOUNDING

| | | | |
|------------------|-----|----|---|
| Hunter Dickinson | 8.0 | -- | 7 |
|------------------|-----|----|---|

FIELD GOAL PERCENTAGE (MIN. 5.0 FGM/G)

| | | | |
|--------------------|------|-----|---|
| KJ Adams Jr. | 81.3 | 16 | 1 |
| Hunter Dickinson | 65.2 | 100 | 5 |
| Kevin McCullar Jr. | 61.9 | -- | 6 |

3-POINT FG PERCENTAGE (MIN. 2.5 FGM/G)

| | | | |
|--------------------|------|-----|----|
| Johnny Furphy | 45.5 | 150 | 7 |
| Kevin McCullar Jr. | 41.7 | -- | 14 |

3-POINT FIELD GOALS MADE

| | | | |
|--------------------|-----|----|----|
| Kevin McCullar Jr. | 2.5 | -- | 8 |
| Johnny Furphy | 2.5 | -- | 8 |
| Hunter Dickinson | 2.0 | -- | 15 |

FREE THROW PERCENTAGE (MIN. 2.5 FTM/G)

| | | | |
|--------------------|-------|----|----|
| Kevin McCullar Jr. | 100.0 | 1 | 1 |
| Hunter Dickinson | 83.3 | -- | 14 |

ASSISTS

| | | | |
|--------------------|-----|-----|----|
| Dajuan Harris | 7.5 | 11 | 1 |
| Elmarko Jackson | 7.5 | 11 | 1 |
| Kevin McCullar Jr. | 4.5 | 122 | 9 |
| Hunter Dickinson | 3.5 | -- | 16 |

STEALS

| | | | |
|----|--|--|--|
| -- | | | |
|----|--|--|--|

BLOCKED SHOTS

| | | | |
|------------------|-----|-----|----|
| Parker Braun | 2.0 | 59 | 3 |
| Hunter Dickinson | 1.5 | 132 | 7 |
| KJ Adams Jr. | 1.0 | -- | 16 |

ASSIST-TO-TURNOVER RATIO (MIN. 3 AST/G AVG)

| | | | |
|--------------------|-----|-----|---|
| Dajuan Harris | 7.5 | 25 | 1 |
| Elmarko Jackson | 7.5 | 25 | 1 |
| Hunter Dickinson | 7.0 | 29 | 3 |
| Kevin McCullar Jr. | 3.0 | 137 | 8 |

DOUBLE-DOUBLES

| | | | |
|----|--|--|--|
| -- | | | |
|----|--|--|--|

KU BY THE NUMBERS

| | |
|--------------|--|
| 13 | Consecutive league regular-season titles - 2005-06-07-08-09-10-11-12-13-14-15-16-17, a KU record and tied for the longest in NCAA history. |
| 15 | 30+ win seasons |
| 18 | Streaks of 10 or more consecutive wins in the Bill Self era, including two in 2022-23. Eight of those have been 15+ win streaks. |
| 20 | Big 12 Conference regular-season championships for KU in the league's 27-year existence. Includes 2022-23 |
| 20 | Undefeated home seasons at Allen Fieldhouse, including 2007-08, 2008-09, 2009-10, 2011-12, 2014-15, 2015-16 and 2018-19 under Bill Self. |
| 21 | Times a KU player or coach has been inducted into the Naismith Basketball Hall of Fame, which includes current head coach Bill Self in 2017. |
| 23 | Or more victories for Kansas in 31 of the last 33 seasons beginning in 1989-90. |
| 26 | Championships for Kansas in the Bill Self era - 16 Big 12 regular-season titles, eight Big 12 postseason championships and two NCAA. |
| 28 | Kansas has won 10 or more league games in 28 of the last 29 seasons, starting in 1995. KU has won 10+ league games 59 times overall. |
| 31 | Consensus All-America First Team selections, the most of any NCAA Division I school, including Ochai Agbaji in 2021-22. |
| 32 | Beginning in 1990, KU has made the NCAA Tournament 32 times in the last 33 tournaments. |
| 34 | Beginning in 1989-90, Kansas has won 20 or more games in 33 of the last 34 seasons. |
| 35 | Consecutive seasons KU has led its conference in home attendance, beginning in 1986-87, excluding 2020-21 due to COVID, includes 2022-23. |
| 63 | Conference regular-season championships, most in NCAA Division I, including 2022-23. |
| 130.4 | Decibels reached inside of Allen Fieldhouse on Feb. 13, 2017, when the arena broke the Guinness Book of World Records mark for loudest crowd roar at an indoor sports event. |
| 231 | An NCAA record for consecutive weeks Kansas was ranked in the AP top 25. The streak began 2.2.2009, and spanned 433 games, and ended 2.1.2020. |
| 354 | Consecutive sellouts in Allen Fieldhouse, dating back to 2001-02. This includes the 2,500 capacity for 2020-21. |
| 567 | Wins for Bill Self in his 21st season at Kansas. He is the second-winningest coach in KU history (Phog Allen, 590-219, 1907-09; 1919-56) |
| 842 | All-time Kansas victories inside Allen Fieldhouse. The historic building opened in 1955 and KU holds a 842-117 record in its home venue. |
| 2,372 | All-Time victories, the second most in NCAA Division I Men's Basketball. |

AP Weekly Appearance Streaks: Top 10 / Active only

| Rk | Team | Polls | First |
|----|-----------|-------|-------|
| 1. | KANSAS | 40 | 2022 |
| 2. | Houston | 21 | 2023 |
| 3. | Purdue | 18 | 2023 |
| 4. | Marquette | 6 | 2023 |
| 5. | UConn | 3 | 2023 |

KU PICKED FIRST IN THE PRESEASON BIG 12 POLL

For the 20th time in the 27-year history of the coaches' preseason Big 12 poll, Kansas has been selected as the favorite to win the league as the preseason poll was announced Oct. 13.

For the 2023-24 poll, KU collected 12 of a possible 14 first-place votes and finished with a total of 168 points. Houston received two first-place nods and was second with 153 points. Texas was third with 143 points, while Baylor was fourth with 137 points and TCU fifth with 113 points to round out the top five.

2023-24 Big 12 Preseason Poll

Place. Team (first-place votes) - points

1. KANSAS (12) - 168
2. Houston (2) - 153
3. Texas - 143
4. Baylor - 137
5. TCU - 113
6. Kansas State - 106
7. Iowa State - 95
8. Texas Tech - 80
9. West Virginia - 70
10. Oklahoma State - 57
11. Cincinnati - 55
12. Oklahoma - 54
13. BYU - 29
14. UCF - 14

PRESEASON ALL-BIG 12

Kansas men's basketball senior Hunter Dickinson, redshirt-senior Dajuan Harris Jr. and graduate Kevin McCullar Jr. were named to the 2023-24 Preseason All-Big 12 Team as voted on by the league coaches, the conference announced Oct. 12.

Dickinson is the Big 12 Preseason Player of the Year and the Big 12 Newcomer of the Year, becoming the first player in conference history to earn both honors in the same season. Dickinson is joined on the Preseason All-Big 12 First Team by Harris, while McCullar is an honorable mention honoree.

Historically, Dickinson is the 11th Jayhawk to collect the preseason player of the year award and the fifth to earn preseason newcomer. Kansas has had at least one player on the Preseason All-Big 12 First Team in all but two of the 28 seasons the conference has existed, since 1996-97. Dickinson and Harris are the 39th and 40th Jayhawks to be listed on the preseason all-league first team.

KU TRIO ON NAISMITH PRESEASON TOP 50

The Kansas men's basketball trio of Hunter Dickinson, Dajuan Harris Jr. and Kevin McCullar Jr. have been named to the 2023-24 Jersey Mike's Naismith Trophy Men's preseason 50 watch list the Atlanta Tipoff Club announced Nov. 6, the opening day of the season. Kansas is the only team with three players on the list and one of eight schools with multiple players.

Kansas has had two previous winners of the Naismith Trophy with Danny Manning in 1988 and Frank Mason III in 2017.

In late January the Naismith Trophy will name a top 15 midseason team. In early March 2024 the award will announce 10 national semifinalists and later that month name four finalists. The Naismith Trophy Men's Player of the Year will be awarded April 7, the Sunday prior to the NCAA title game.

DICKINSON ON THE PRESEASON NABC WATCH LIST

Kansas senior Hunter Dickinson was one of 20 players named to the 2024 NABC Division I Player of the Year Watch List, the National Association of Basketball Coaches (NABC) announced Nov. 2. The 2024 NABC Division I Player of the Year - selected by a vote of Division I head coaches - will be announced the week of the 2024 Men's Final Four.

FOUR JAYHAWKS ARE ON STARTING FIVE WATCH LISTS

In October, the Naismith Memorial Basketball Hall of Fame announced watch lists for its "Starting Five" for the 2023-24 season. Four Jayhawks were among the 20 watch list honorees with Dajuan Harris Jr. on the Bob Cousy Point Guard Award, Kevin McCullar Jr. on the Jerry West Shooting Guard Award, Johnny Furphy on the Julius Erving Small Forward Award and Hunter Dickinson on the Kareem Abdul-Jabbar Center Award.

A national committee of top college basketball personnel determined the watch lists of 20 candidates for every starting five.

College basketball fans are encouraged to participate in Fan Voting presented by Dell Technologies in each of the three rounds. In late January, the watch list of 20 players for each honor will be narrowed to 10 and then in late February to five. In March, the Hall of Fame's selection committee will determine the winners.

Historically, Kansas' Jalen Wilson was the 2023 Julius Erving Award recipient and Jayhawk Frank Mason III won the 2017 Bob Cousy Award.

RAISING FUNDS FOR MAUI

Kansas Athletics is partnering with the Maui Invitational Hoops for 'Ohana online auction in conjunction with the Hawai'i Community Foundation's Maui Strong Fund, which is dedicated to providing financial resources for rapid response and recovery for the devastating wildfires on Maui. Fans will have the opportunity to bid on the jerseys worn by the men's basketball team from Oct. 29 and additional experiences and merchandise donated by Kansas Athletics. All proceeds will benefit the Maui Strong Fund. You can visit mauiinvitational.com/hoopsforohana and the auction will run from Oct. 29 through Nov. 22, 2023.

KANSAS VS. TOP-25 TEAMS

No. 14 Kentucky will be the first Associated Press (AP) ranked opponent for Kansas in 2023-24. Last season, KU was 7-7 against AP ranked foes in 2022-23, including 4-2 versus top 10 teams. KU played 12 Associated Press-ranked opponents during the 2021-22 season and went 8-4 versus those teams. Eleven of the last 14 and 17 of Kansas' last 23 losses have been to ranked foes. In 2019-20, KU went 4-3 against top-25 teams. In the Bill Self era, KU is 120-72 against AP-ranked opponents, including 47-28 versus Top-10 foes. In that span, Self's KU teams have collected seven or more wins against ranked foes in each of the last three and four of the last five seasons.

Kansas' record against top-10 ranked opponents is even more impressive. KU is 21-13 against foes ranked inside the top-10 of the AP poll since 2013-14. Since Bill Self's first season, 2003-04, the Jayhawks are 18-4 against AP top-10 teams inside Allen Fieldhouse, 9-1 versus top-five opponents.

THIS DAY IN KANSAS BASKETBALL HISTORY

NOVEMBER

14

Nov. 14, 1997: Senior Raef LaFrentz led all scorers with 22 points as the second-ranked Jayhawks defeated Santa Clara, 99-73, inside Allen Fieldhouse. LaFrentz made eight of his 12 attempts from the field, while grabbing a game high 19 rebounds. Junior Paul Pierce scored his 1,000th career point, recording 18 for the game. Kansas also had three other players score in double figures. Billy Thomas scored 16 points, while both Ryan Robertson and Eric Chenoweth finished the game with 14 points each. KU went on to finish 35-4 in 1997-98, won the Preseason NIT, the Big 12 regular-season title with a 15-1 record and the Big 12 Tournament at Kemper Arena in Kansas City.

KU VS. ASSOCIATED PRESS TOP-25 TEAMS UNDER BILL SELF

| SEASON | RECORD | VS. TOP-10 |
|--------------|---------------|--------------|
| 2022-23 | 7-7 | 4-2 |
| 2021-22 | 8-4 | 2-1 |
| 2020-21 | 8-7 | 3-3 |
| 2019-20 | 4-3 | 1-2 |
| 2018-19 | 8-4 | 2-1 |
| 2017-18 | 3-4 | 1-1 |
| 2016-17 | 6-3 | 5-1 |
| 2015-16 | 12-4 | 4-1 |
| 2014-15 | 10-6 | 0-1 |
| 2013-14 | 7-4 | 3-0 |
| 2012-13 | 5-2 | 2-1 |
| 2011-12 | 7-5 | 6-4 |
| 2010-11 | 5-1 | 1-1 |
| 2009-10 | 8-1 | 2-0 |
| 2008-09 | 3-3 | 1-2 |
| 2007-08 | 5-2 | 3-0 |
| 2006-07 | 5-2 | 2-2 |
| 2005-06 | 3-3 | 1-2 |
| 2004-05 | 4-2 | 3-1 |
| 2003-04 | 2-5 | 1-2 |
| TOTAL | 120-72 | 47-28 |

CLOSE CALLS

In 2022-23, Kansas had 11 games decided by five points or less and/or in overtime. KU went 9-2 in those contests. In Kansas' 2021-22 national championship season, KU also played 11 games with the outcome being decided by five points or less or in overtime. The Jayhawks went 9-2 in those contests.

KANSAS RECORD IN GAMES DECIDED BY 5 OR FEWER POINTS, OR OVERTIME UNDER BILL SELF

| Season | W-L | Pct | Home* | Neut. | Road |
|----------------|---------------|-------------|-------------|--------------|--------------|
| 2003-04 | 2-3 | .400 | 1-1 | 0-2 | 1-0 |
| 2004-05 | 6-5 | .545 | 5-1 | 0-2 | 1-2 |
| 2005-06 | 2-6 | .250 | 1-2 | 1-3 | 0-1 |
| 2006-07 | 7-2 | .778 | 2-1 | 3-0 | 2-1 |
| 2007-08 | 5-2 | .714 | 1-0 | 2-0 | 2-2 |
| 2008-09 | 1-4 | .200 | 1-1 | 0-2 | 0-1 |
| 2009-10 | 5-1 | .833 | 1-0 | 1-1 | 3-0 |
| 2010-11 | 8-0 | 1.000 | 3-0 | 1-0 | 4-0 |
| 2011-12 | 6-1 | .857 | 1-0 | 4-0 | 1-1 |
| 2012-13 | 6-3 | .667 | 1-1 | 0-2 | 5-0 |
| 2013-14 | 4-5 | .444 | 1-1 | 2-2 | 1-2 |
| 2014-15 | 8-5 | .615 | 3-0 | 2-1 | 3-4 |
| 2015-16 | 4-1 | .800 | 2-0 | 1-1 | 1-0 |
| 2016-17 | 9-3 | .750 | 3-1 | 1-2 | 5-0 |
| 2017-18 | 4-2 | .667 | 1-0 | 1-0 | 3-1 |
| 2018-19 | 10-2 | .833 | 5-0 | 2-0 | 3-2 |
| 2019-20 | 5-2 | .714 | 1-0 | 1-1 | 3-1 |
| 2020-21 | 6-2 | .750 | 4-0 | 1-0 | 1-2 |
| 2021-22 | 9-2 | .818 | 5-0 | 1-1 | 3-1 |
| 2022-23 | 9-2 | .818 | 5-0 | 2-1 | 2-1 |
| TOTALS: | 116-53 | .686 | 47-9 | 26-21 | 44-22 |

(*Includes Allen Fieldhouse and Kansas City designated home contests; source: StatsPass)

WINNING THE BIG 12 NO CAKEWALK

If you think KU's success in the Big 12 is due to playing in a non-competitive conference, think again. The stats show that this is anything but the case. Over the last 20 seasons, the Big 12 has proven to be one of the toughest leagues in the NCAA, making KU's run of 16 league titles since 2004 even more impressive.

Beginning in the 2003-04 season, the Big 12 has ranked as the nation's No. 1 conference in the RPI/NET rankings six times and in the top-three on 11 occasions. The Big 12 was the only league that ended the 2020-21 season with seven teams and 70 percent of its membership in the top 36 of the NCAA NET ratings.

The stoutness of the league is also highlighted by KU's strength of schedule during this stretch, which has been among the toughest every season. The Jayhawks have posted a top-10 strength of schedule 13 times in Bill Self's 20 years at KU, which includes the nation's strongest schedule six times - 2004-05, 2013-14, 2014-15, 2018-19 and last season in 2022-23.

BIG 12 & KU RPI/NET RANKINGS SINCE 2003-04

| SEASON | KU RPI/NET | KU NET SOS | BIG 12 RPI/NET* |
|---------|------------|------------|-----------------|
| 2022-23 | 9 | 1 | 1 |
| 2021-22 | 3 | 3 | 1 |
| 2020-21 | 17 | 13 | 4 |
| 2019-20 | 2 | 1 | 2 |
| 2018-19 | 17 | 1 | 1 |
| 2017-18 | 3 | 2 | 1 |
| 2016-17 | 4 | 19 | 2 |
| 2015-16 | 1 | 2 | 1 |
| 2014-15 | 5 | 1 | 1 |
| 2013-14 | 4 | 1 | 1 |
| 2012-13 | 5 | 17 | 5 |
| 2011-12 | 5 | 8 | 4 |
| 2010-11 | 1 | 10 | 3 |
| 2009-10 | 1 | 6 | 1 |
| 2008-09 | 11 | 13 | 3 |
| 2007-08 | 4 | 12 | 3 |
| 2006-07 | 10 | 44 | 7 |
| 2005-06 | 32 | 60 | 5 |
| 2004-05 | 3 | 1 | 3 |
| 2003-04 | 12 | 6 | 4 |

*average NET of every conference team compared to other leagues

KANSAS UNDER SELF

Not only has Bill Self advanced Kansas to three Final Fours and two NCAA titles, his 10 No. 1 seeds since arriving at Kansas in 2003-04 are more than any other school, as are his 19 tournament appearances and KU's 2.06 seed average. Note: This does not include the 2020 season when Kansas ended No. 1 in both national polls before the COVID pandemic.

Average NCAA Tournament Seed Since 2003-04

| Team | Avg. Seed | Tourneys | Total | No. 1 Seeds |
|------------------|-----------|----------|-------|-------------|
| Kansas | 2.06 | 18 | 37 | 10 |
| Duke | 2.17 | 18 | 39 | 7 |
| North Carolina | 3.24 | 17 | 55 | 8 |
| Virginia | 3.30 | 10 | 33 | 4 |
| Washington State | 3.50 | 2 | 7 | 0 |
| Kentucky | 4.13 | 16 | 66 | 4 |
| Baylor | 4.36 | 11 | 48 | 2 |
| Villanova | 4.38 | 16 | 70 | 4 |
| UConn | 4.50 | 12 | 54 | 2 |
| Louisville | 4.54 | 13 | 59 | 2 |
| Ohio State | 4.54 | 13 | 59 | 2 |

Kansas Seeds Under Self (*advanced to the Final Four)

No. 1 - 2007, *2008, 2010, 2011, 2013, 2016, 2017, 2018, *2022, 2023
 No. 2 - *2012, 2014, 2015
 No. 3 - 2005, 2009, 2021
 No. 4 - 2004, 2006, 2019

Pay Heed, All Who Enter:
BEWARE OF "THE PHOG"

NATIONAL CHAMPIONS

1922, 1923, 1952, 1988, 2008, 2022

BIG 12 CHAMPIONS

1997*, 1998*, 1999^, 2002, 2003, 2005, 2006*, 2007*, 2008*, 2009, 2010*, 2011*, 2012, 2013*, 2014, 2015, 2016*, 2017, 2020, 2022*, 2023

Regular season titles listed
 * - Regular season & tournament champions
 ^ - Tournament champions only

- Kansas has 2,372 all-time victories which is the second most in NCAA Division I men's basketball history.
- Under Bill Self, Kansas has won 16 regular-season Big 12 championships with just 17 losses at Allen Fieldhouse.
- KU has held opponents to fewer than 100 points in 766 of its last 769 games. The last team to score 100 on Kansas in a 40-minute game was Gonzaga (102-90) on 11.26.2020 with the previous being Oklahoma (100-78) on 2.27.1990.
- Kansas set the NCAA DI record for being ranked in the Associated Press poll at 231 consecutive weeks from Feb. 2, 2009 until Feb. 1, 2021. KU's stretch consisted of 433 games of being ranked.
- KU has won at least 12 league games for 23 of the last 24 seasons.
- Each four-year KU senior class since 1986-87 has won at least 100 games. The current KU four-year players - graduate Michael Jankovich and redshirt senior Dajuan Harris Jr. - have won 85.
- Kansas is the only team in the Big 12 to have a .500 winning percentage or better series record against every league foe.
- KU is the only Big 12 school to have won a regular-season championship with two different coaches (Roy Williams and Bill Self).
- Kansas is first in the conference in wins with a 365-86 record in Big 12 regular-season games. Texas is next at 275-179. Including the league postseason championship, Kansas is top at 417-99, while Texas is second at 304-201.
- Under Bill Self, Kansas is 157-11 (93.5%) in Big 12 home games: 8-0 in 2004, 7-1 in 2005, 7-1 in 2006, 7-1 in 2007, 8-0 in 2008, 8-0 in 2009, 8-0 in 2010, 7-1 in 2011, 9-0 in 2012, 8-1 in 2013, 9-0 in 2014, 9-0 in 2015, 9-0 in 2016, 8-1 in 2017, 3-2 in 2018, 9-0 in 2019, 8-1 in 2020, 8-1 in 2020-21, 9-0 in 2021-22 and 8-1 in 2022-23.

JAYHAWKS ON NBA ROSTERS (12)

Ochai Agbaji - Utah Jazz
 Udoka Azubuike - Phoenix Suns
 Christian Braun - Denver Nuggets
 Grady Dick - Toronto Raptors
 Joel Embiid - Philadelphia 76ers
 Devonte' Graham - San Antonio Spurs
 Marcus Morris - Los Angeles Clippers
 Markieff Morris - Dallas Mavericks
 Sviatoslav Mykhailiuk - Boston Celtics
 Kelly Oubre, Jr. - Philadelphia 76ers
 Andrew Wiggins - Golden State Warriors
 Jalen Wilson - Brooklyn Nets

MEDIA INFORMATION

Hawk Talk Radio Show

Hawk Talk, Bill Self's radio show, airs weekly during the season from 6-7 p.m. Central on most Jayhawk Radio Network stations. Originating from Johnny's in west Lawrence, the remaining dates for Hawk Talk are Nov. 29; Dec. 4, 13, 18; Jan. 2, 8, 17, 23, 29; Feb. 7, 13, 19, 26; March 6, 11. There will also be a post-season show.

Pre-Game Press Conferences

Kansas men's basketball will preview upcoming opponents with press conferences throughout the 2023-24 season. The remaining schedule is: Nov. 13, 16, 27, 30; Dec. 4, 7, 14, 20, 28; Jan. 4, 8, 11, 16, 18, 25, 29; Feb. 1, 8, 15, 22, 26, 29; March 4, 7, 11, 17.

JAYHAWK IMG RADIO NETWORK

AFFILIATES

| | |
|----------------|---------------|
| Abilene/Salina | KDJM-101.7 FM |
| Coffeyville | KGGF-104.1 FM |
| Concordia | KNCK-94.9 FM |
| Dodge City | KGNO-1370 AM |
| Emporia | KVOE-1400 AM |
| Fort Scott | KMDO-1400 AM |
| Fort Scott | KOMB-103.9 FM |
| Garden City | KBUF-1030 AM |
| Glen Elder | KZDY-96.3 FM |
| Goodland/Colby | KWGB-97.9 FM |
| Great Bend | KBGL-106.9 FM |
| Hays | KAYS-1400 AM |
| Hutchinson | KSKU-94.7 FM |
| Iola | KIOL-1370 AM |
| Kansas City | KCTE-1510 AM |
| Kansas City | KCTE-99.3 FM |
| Kansas City | WHB-810 AM |
| Lawrence | KLWN-1320 AM |
| Lawrence | KLZR-105.9 FM |
| Liberal | KSCB-1270 AM |
| Marysville | KNDY-95.5 FM |
| Parsons | KLKC-1540 AM |
| Parsons | KLKC-93.5 FM |
| Phillipsburg | KKAN-1490 AM |
| Phillipsburg | KQMA-92.5 FM |
| Russell | KRSL-95.9 FM |
| Topeka | KMAJ-1440 AM |
| Topeka | KWIC 99.3 FM |
| Wellington | KLEY-100.3 FM |
| Wichita | KKGQ-92.3 FM |

-- affiliates subject to change, check your local listings

10+ WINNING STREAKS UNDER BILL SELF (2003-04)

| GAMES | BEGAN | ENDED | TEAM TO END STREAK (SCORE) |
|-------|----------|----------|----------------------------|
| 20 | 11/9/07 | 1/26/08 | at Kansas State (75-84) |
| 18 | 11/15/16 | 1/25/17 | at West Virginia (69-85) |
| 18 | 11/15/12 | 2/2/13 | Oklahoma State (80-85) |
| 18 | 11/12/10 | 1/22/11 | vs. Texas (63-74) |
| 17 | 3/2/22 | 11/25/22 | vs. Tennessee (50-64) |
| 17 | 1/30/16 | 3/26/16 | vs. Villanova (59-64) |
| 16 | 1/14/20 | 3/7/20 | vs. Gonzaga (90-102) |
| 16 | 2/27/08 | 11/25/08 | vs. Syracuse (81-89 ot) |
| 14 | 11/13/09 | 1/10/10 | at Tennessee (68-76) |
| 14 | 2/7/07 | 3/24/07 | vs. UCLA (55-68) |
| 14 | 11/19/04 | 1/19/05 | at Villanova (62-83) |
| 13 | 11/23/15 | 1/12/16 | at West Virginia (63-74) |
| 13 | 1/13/10 | 2/27/10 | at Oklahoma State (77-85) |
| 11 | 2/19/11 | 3/27/11 | vs. VCU (61-71) |
| 10 | 11/28/22 | 1/17/23 | at Kansas State (82-83 ot) |
| 10 | 11/6/18 | 12/22/18 | at Arizona State (76-80) |
| 10 | 12/22/11 | 1/28/12 | at Iowa State (64-72) |
| 10 | 1/21/06 | 2/25/06 | at Texas (55-80) |

MORE KANSAS NOTABLES

- On Nov. 7, Naismith Hall of Fame member Bill Self signed an amended contract with the University of Kansas. Self and KU Director of Athletics Travis Goff signed the reworked agreement — effectively a five-year extension worth \$44.5 million, including a \$1 million signing bonus.
- Kansas went 16-for-16 on free throws at Baylor on Jan. 23., 2023. That is the most free throws made in a game without a miss in program history, surpassing Dec. 9, 2015 vs. Holy Cross when KU went 12-for-12 from the free throw line.
- Kansas went 15-1 in Allen Fieldhouse each of the last two seasons (2021-22 and 2022-23). KU has won 10 or more home games for 38 of the last 39 seasons, beginning in 1983-84. KU has won 12 or more in Allen Fieldhouse for 23 of the last 24 seasons beginning in 1999-2000.
- KU won its mind-boggling 51st-straight home opener with a 99-56 win against North Carolina Central on Nov. 6. The streak began in 1973-74 under head coach Ted Owens. KU coaches Larry Brown (5-0) and Roy Williams (15-0) never lost a home opener. KU is 21-0 in home openers in the Bill Self era.
- Kansas has won 31 of its last 32 conference openers (beginning in 1991-92 under head coach Roy Williams and including 2022-23) and 30 of its last 40 Senior Nights (beginning in 1983-84 under coach Larry Brown).
- On Nov. 9, 2022, former KU guard Jacque Vaughn was named head coach of the Brooklyn Nets. He is the fourth KU graduate to coach at the highest level - John McClendon (ABA, 1969-70 at Denver); Wilt Chamberlain (ABA, 1973-74 at San Diego); Kevin Pritchard (NBA, 2005 at Portland, 27 games); Jacque Vaughn (NBA, 2012-15 at Orlando, 2022-present at Brooklyn).

BRAUN WINS NBA TITLE

Former Kansas guard Chirstian Braun became the 15th Jayhawk to win an NBA title, when the Denver Nuggets defeated the Miami Heat last June.

Braun played three seasons at Kansas from 2019-20 to 2021-22. In 2020, the Burlington, Kansas, native was named to the Big 12 All-Freshman Team and he was a 2021 all-conference honorable mention selection the following season. In Kansas' 2022 NCAA National Championship season, Braun averaged 14.1 points and 6.5 rebounds per game. The two-time Academic All-Big 12 First Team selection was an all-league second-team selection, and was on the all-tournament teams for the Big 12 Championship and the NCAA Tournament Midwest Regional. In his three seasons at KU, Braun played in 101 games with 74 starts and had 1,018 career points, 506 rebounds, 183 assists and 97 steals.

Braun is the fifth player in NBA history to win an NCAA title and an NBA title in back-to-back seasons. He joins Bill Russell (1956 San Francisco; 1957 Boston Celtics), Henry Bibby (1972 UCLA; 1973 New York Knicks), Magic Johnson (1979 Michigan State, 1980 L.A. Lakers) and Billy Thompson (1986 Louisville; 1987 L.A. Lakers).

With the addition of Braun, there have been 15 Jayhawks who have won 20 NBA titles during their professional careers. Braun becomes the seventh Jayhawk under head coach Bill Self to win an NBA title. He joins Wayne Simien (2006), Mario Chalmers (2012, 2013), Brandon Rush (2015), Sasha Kaun (2016), Markieff Morris (2020) and Andrew Wiggins (2022).

Braun is the fifth Kansas player to have won both an NCAA and NBA title and the fourth under Self. He joins Clyde Lovellette (1952 NCAA title), Chalmers, Rush and Kaun, who were members of the 2008 NCAA National Championship team.

NBA Champion Jayhawks (*Finals Most Valuable Player)

Clyde Lovellette (1950-52 at KU)
1954 – Minneapolis Lakers
1963, 1964 – Boston Celtics

Maurice King (1955-57 at KU)
1960 – Boston Celtics

Wilt Chamberlain (1957-58 at KU)
1967 – Philadelphia 76ers
*1972 – L.A. Lakers

Jo Jo White (1966-69 at KU)
1974, *1976 – Boston Celtics

Bill Bridges (1959-61 at KU)
1975 – Golden State Warriors

Wayne Simien (2002-05 at KU)
2006 – Miami Heat

Jacque Vaughn (1994-97 at KU)
2007 – San Antonio Spurs

Paul Pierce (1996-98 at KU)
*2008 – Boston Celtics

Scot Pollard (1994-97 at KU)
2008 – Boston Celtics

Mario Chalmers (2006-08 at KU)
2012, 2013 – Miami Heat

Brandon Rush (2006-08 at KU)
2015 – Golden State Warriors

Sasha Kaun (2005-08 at KU)
2016 – Cleveland Cavaliers

Markieff Morris (2009-11 at KU)
2020 – Los Angeles Lakers

Andrew Wiggins (2014 at KU)
2022 – Golden State Warriors

Christian Braun (2020-22 at KU)
2023 – Denver Nuggets

KANSAS HOSTED MCCLENDON CLASSIC NOV. 5-6

Kansas Athletics hosted the inaugural McLendon Classic over the weekend of Nov. 5-6 on the campus of the University of Kansas. On Nov. 5 KU hosted the McLendon Classic Community Event at the Lied Center. The two-day recognition concluded when Kansas basketball hosts North Carolina Central on Nov. 6. in Allen Fieldhouse.

The McLendon Classic Community Event featured a screening of Fast Break: The Legendary John McLendon. Following the showing, there was a round table discussion featuring KU professor and Emmy Award winning director Kevin Willmott, KU director of equity and success initiatives Melissa Peterson, North Carolina Central head coach LeVelle Moton and KU head coach Bill Self. KU professor Shawn Alexander will serve as moderator to the round table discussion, and the group shared their thoughts about the documentary while exploring the profound impact that John McLendon had on the University of Kansas, the game of basketball and society at large.

The Nov. 6 basketball game honored McLendon during the contest. Both teams' coaching staffs wore patches and special pregame shooting shirts. There were recognitions throughout the contest honoring McLendon as well as moments to highlight current affinity groups at KU that are continuing McLendon's legacy of inclusion, pro activity and perseverance.

KANSAS SIGNS THREE IN NOVEMBER

Flory Bidunga (G, Democratic Republic of the Congo, Kokomo [Ind.] HS), Rakease Passmore (G, Palatka, Fla., A.C. Reynolds [N.C.] HS, Combine (N.C.) Academy) and Labaron Philon (G, Mobile, Ala., Baker HS, Link [Mo.] Academy) have signed National Letters of Intent to play basketball at Kansas, KU head coach Bill Self announced Nov. 8-9. The three will be freshmen at KU for the 2024-25 season. The Kansas class ranks fourth nationally according to 247sports.com.

FLORY BIDUNGA – FR., F, 6-9, 220, DEMOCRATIC REPUBLIC OF THE CONGO, KOKOMO (IND.) HS

- Is a five-star big man from the Democratic Republic of the Congo who attends Kokomo High School in Kokomo, Indiana.
- Has been described as a freak athlete who can rebound, block shots and plays above the rim.
- Was the 2022-23 Gatorade Player of the Year in Indiana where he averaged 20.2 points, 13.8 rebounds and 4.5 blocked shots last season. Additionally, he shot 81 percent from the field and led Kokomo to a 24-5 record and his team advanced to the Indiana 4A state title game.
- As a sophomore, averaged 17.5 points, 13.3 rebounds and 5.3 blocked shots per game, shooting 79 percent from the field.
- In 56 high school games, Bidunga has 1,059 career points, 759 career rebounds and 274 career blocked shots.
- Is nationally ranked No. 6 by ESPN.com and Rivals.com and No. 8 by 247Sports.com.

RAKEASE PASSMORE – FR., G, 6-5, 185, PALATKA, FLA., A.C. REYNOLDS (N.C.) HS, COMBINE (N.C.) ACADEMY

- A four-star guard from Palatka, Florida who is entering his second season at Combine Academy in Lincolnton, North Carolina.
- Described as an explosive athlete who can get downhill, has the ability to catch-and-shoot threes and is a threat to create offense in transition at all times.
- In 2022-23 as a junior, averaged 13.9 points, 4.6 rebounds and 2.7 assists per game while at Combine Academy.
- Played at A.C. Reynolds High School in Asheville, North Carolina before transferring to Combine. As a sophomore at A.C. Reynolds, averaged 19.0 points, 6.9 rebounds and 2.9 assists per game in 2021-22.
- Averaged 15.1 points and 5.9 rebounds his while playing varsity his freshman year at A.C. Reynolds.
- Is ranked No. 48 in the recruiting class of 2024 by 247sports.com, No. 49 by Rivals.com and No. 52 by ESPN.com.
- AAU teammate with fellow Kansas signee Labaron Philon on Team Thad.

LABARON PHILON – FR., G, 6-4, 177, MOBILE, ALA., BAKER HS, LINK (MO.) ACADEMY

- A four-star guard who is currently playing at Link Academy in Branson, Missouri.
- Has good size and has the ability to score the basketball in a number of ways as well as makes plays for his teammates. Additionally, has been described as an elite ballhandler with good length and competes like no other on both ends of the floor.
- Prior to Link Academy, Philon played at Baker High School in Mobile, Alabama where he averaged 35.0 points, 6.2 rebounds, 3.9 assists and 2.6 steals per game in 2022-23. He hit 52 percent of his shots, including 34 percent from three-point range and 82 percent of his free throws.
- Scored 2,334 career points in three seasons at Baker High School.
- Is ranked No. 27 in the recruiting class of 2024 by 247Sports.com and No. 35 by ESPN.com.

KANSAS-KENTUCKY SERIES

KENTUCKY LEADS, 24-11

| | | | |
|------------|-------------------------------|--------|------------|
| 12/16/1950 |Lexington, Ky..... | L..... | 39-68 |
| 12/14/1959 |Lawrence..... | L..... | 72-77 |
| 12/06/1969 |Lexington, Ky..... | L..... | 85-115 |
| 12/04/1971 |Lawrence..... | L..... | 69-79 |
| 12/23/1972 |Lexington, Ky..... | L..... | 71-77 |
| 12/03/1973 |Lawrence..... | W..... | 71-63 |
| 12/23/1974 |Louisville, Ky..... | L..... | 63-100 |
| 12/13/1975 |Lawrence..... | L..... | 48-54 |
| 12/11/1976 |Lexington, Ky..... | L..... | 63-90 |
| 12/10/1977 |Lawrence..... | L..... | 66-73 |
| 12/09/1978 |Lexington, Ky..... | L..... | 66-67 |
| 12/12/1979 |Lawrence..... | L..... | 56-57 |
| 12/13/1980 |Lexington, Ky..... | L..... | 73-87 |
| 12/12/1981 |Lawrence..... | L..... | 74-77 (OT) |
| 12/29/1982 |Louisville, Ky..... | L..... | 62-83 |
| 12/10/1983 |Lawrence..... | L..... | 50-72 |
| 12/31/1984 |Louisville, Ky..... | L..... | 89-92 |
| 12/14/1985 |Lawrence..... | W..... | 83-66 |
| 12/09/1989 |Lawrence..... | W..... | 150-95 |
| 12/08/1990 |Lexington, Ky..... | L..... | 71-88 |
| 12/01/1998 |Chicago*..... | L..... | 45-63 |
| 03/14/1999 |New Orleans*..... | L..... | 88-92 (OT) |
| 01/09/2005 |Lexington, Ky..... | W..... | 65-59 |
| 01/07/2006 |Lawrence..... | W..... | 73-46 |
| 03/18/2007 |Chicago\$..... | W..... | 88-76 |
| 11/15/2011 |New York#..... | L..... | 65-75 |
| 04/02/2012 |New Orleans@..... | L..... | 59-67 |
| 11/18/2014 |Indianapolis#..... | L..... | 40-72 |
| 01/30/2016 |Lawrence&..... | W..... | 90-84 (OT) |
| 01/28/2017 |Lexington, Ky.&..... | W..... | 79-73 |
| 11/14/2017 |Chicago#..... | W..... | 65-61 |
| 1/26/2019 |Lexington, Ky.&..... | L..... | 63-71 |
| 12/1/2020 |Indianapolis, Ind.#..... | W..... | 65-62 |
| 01/29/2022 |Lawrence&..... | L..... | 62-80 |
| 01/28/2023 |Lexington, Ky.&..... | W..... | 77-68 |

*Great Eight; ^NCAA Midwest Regional; \$NCAA West Regional; @NCAA Championship; #State Farm Champions Classic; &Big 12/SEC Challenge

UP NEXT



VS. CHAMINADE

Monday, Nov. 20, 2023
 Stan Sheriff Center * Honolulu
 8 p.m. (Central)
 ESPNU
 Allstate Maui Invitational

Kansas will face Chaminade in the opening round of the 2023 Allstate Maui Invitational, Monday, Nov. 20, in Honolulu, Hawaii. The game from the Stan Sheriff Center on the campus of the University of Hawai'i at Mānoa will be televised on ESPNU. Kansas will play either Marquette or UCLA in the second round on Nov. 21.

KU is 4-0 against Chaminade with all four meetings coming in the Maui Invitational. The Jayhawks last faced the Silverswords in the opening round of the 2019 Maui Invitational, a KU 93-63 win. Kansas went on to win the 2019 Maui Invitational.

KU is 17-6 all-time in the Maui Invitational, including 15-6 in games played in Hawaii. KU has won the event three times, including each of its last two trips in 2015 and 2019. Kansas also won the 1996 Maui Invitational. KU will be making its fifth appearance in the Maui Invitational under coach Bill Self.

2023-24 KANSAS MEN'S BASKETBALL



BILL SELF

HEAD COACH

Oklahoma State '85
 21st Season at Kansas
 31st Season Overall
Family: Cindy (wife), Lauren (daughter),
 Tyler (son), Ella, Phoebe and Jack (grandchildren)

CAREER RECORD // YEAR-BY-YEAR

| YEAR | OVERALL W-L / % | CONF. W-L / % | NOTE |
|-------------------------------|---------------------|--------------------|---|
| ORAL ROBERTS (1993-97) | | | |
| 1993-94 | 6-21 .222 | - - | None |
| 1994-95 | 10-17 .370 | - - | None |
| 1995-96 | 18-9 .667 | - - | None |
| 1996-97 | 21-7 .750 | - - | NIT |
| TULSA (1997-2000) | | | |
| 1997-98 | 19-12 .613 | 9-5 .643 | 3rd WAC |
| 1998-99 | 23-10 .697 | 9-5 .643 | t-1st WAC / NCAA Rnd of 32 |
| 1999-00 | 32-5 .865 | 12-2 .857 | 1st WAC / NCAA Elite Eight |
| ILLINOIS (2000-03) | | | |
| 2000-01 | 27-8 .771 | 13-3 .813 | t-1st Big Ten / NCAA Elite Eight |
| 2001-02 | 26-9 .743 | 11-5 .688 | t-1st Big Ten / NCAA Sweet 16 |
| 2002-03 | 25-7 .781 | 11-5 .688 | * 2nd Big Ten / NCAA Rnd of 32 |
| KANSAS (2003-present) | | | |
| 2003-04 | 24-9 .727 | 12-4 .750 | 2nd Big 12 / NCAA Elite Eight |
| 2004-05 | 23-7 .767 | 12-4 .750 | t-1st Big 12 / NCAA Rnd of 64 |
| 2005-06 | 25-8 .758 | 13-3 .813 | * t-1st Big 12 / NCAA Rnd of 64 |
| 2006-07 | 33-5 .868 | 14-2 .875 | * 1st Big 12 / NCAA Elite Eight |
| 2007-08 | 37-3 .925 | 13-3 .813 | * t-1st Big 12 / NCAA Champions |
| 2008-09 | 27-8 .771 | 14-2 .875 | 1st Big 12 / NCAA Sweet 16 |
| 2009-10 | 33-3 .917 | 15-1 .938 | * 1st Big 12 / NCAA Rnd of 32 |
| 2010-11 | 35-3 .921 | 14-2 .875 | * 1st Big 12 / NCAA Elite Eight |
| 2011-12 | 32-7 .821 | 16-2 .889 | 1st Big 12 / NCAA Runner-Up |
| 2012-13 | 31-6 .838 | 14-4 .778 | * t-1st Big 12 / NCAA Sweet 16 |
| 2013-14 | 25-10 .714 | 14-4 .778 | 1st Big 12 / NCAA Rnd of 32 |
| 2014-15 | 27-9 .750 | 13-5 .722 | 1st Big 12 / NCAA Rnd of 32 |
| 2015-16 | 33-5 .868 | 15-3 .833 | * 1st Big 12 / NCAA Elite Eight |
| 2016-17 | 31-5 .861 | 16-2 .889 | 1st Big 12 / NCAA Elite Eight |
| 2017-18 | 16-8 .667 | 6-5 .545 | |
| 2018-19 | 26-10 .722 | 12-6 .667 | 3rd Big 12 / NCAA Rnd of 32 |
| 2019-20 | 28-3 .903 | 17-1 .944 | 1st in Big 12 |
| 2020-21 | 21-9 .700 | 12-6 .667 | 2nd in Big 12 / NCAA Rnd 32 |
| 2021-22 | 34-6 .850 | 14-4 .778 | * t-1st Big 12 / NCAA Champions |
| 2022-23 | 24-8 .750 | 13-5 .722 | 1st in Big 12 / NCAA Rnd 32 |
| 2023-24 | 2-0 1.000 | 0-0 - | |
| TOTAL | 774-237 .765 | 334-93 .782 | 29 league titles (20 reg. season, 9 tourney) |
| KANSAS | 567-132 .811 | 269-68 .798 | 24 Big 12 titles (16 reg. season, 8 tourney) |
| ILLINOIS | 78-24 .765 | 35-13 .729 | Three Big Ten titles (2 reg. season, 1 tourney) |
| TULSA | 74-27 .733 | 30-12 .714 | Two WAC titles / 4-2 NCAA tourney record |
| ORU | 55-54 .505 | - - | |

* - won conference tournament; Note - ORU was independent during Self's tenure, so all games played at ORU were nonconference.

KANSAS RECORD // HOME-ROAD-NEUTRAL

| | W | L | % |
|--------------------------------|------------|------------|-------------|
| HOME (AFH) AT KU | 301 | 17 | .946 |
| HOME (T-Mobile Center) AT KU * | 11 | 3 | .786 |
| ROAD AT KU | 134 | 70 | .657 |
| NEUTRAL AT KU | 121 | 42 | .742 |
| TOTAL | 567 | 132 | .811 |

* Since 2007-08, regular-season games played at T-Mobile Center on the KU season-ticket package are considered home games.

| | |
|--------------------------------------|---------------|
| In Conference Tournament (at Kansas) | 44-14 (35-9) |
| In NCAA Tournament (at Kansas) | 52-22 (42-17) |
| In Postseason Play (at Kansas) | 96-36 (77-26) |
| In Overtime (at Kansas) | 31-14 (26-10) |

NATIONAL CHAMPION
2008 & 2022

CONFERENCE CHAMPION
20 REGULAR SEASON TITLES
9 TOURNEY TITLES

HALL OF FAME
CLASS OF 2017 INDUCTEE

TROPHY CASE

- **NCAA Championship titles** (2008, 2022)
- **NCAA Final Four** (2008, 2012, 2022)
- **20 Regular Season Conference Titles:** 2 at Tulsa (1999, 2000); 2 at Illinois (2001, 2002); 16 at Kansas (2005, 2006, 2007, 2008, 2009, 2010, 2011, 2012, 2013, 2014, 2015, 2016, 2017, 2020, 2022, 2023)
- **9 Conference Tournament Titles:** 1 at Illinois (2003); 8 at Kansas (2006, 2007, 2008, 2010, 2011, 2013, 2016, 2022)

CAREER HONORS

- **Naismith Memorial Basketball Hall of Fame** - Class of 2017 inductee
- **National Coach of the Year** - 2000 (*Sporting News*; Wooden), 2009 (Yahoo! Sports; *Sporting News*; Athlon Sports; CBSSports.com; USBWA; AP; CBS/Chevrolet; ESPN.com), 2012 (*Sporting News*; Adolph Rupp; Naismith), 2016 (AP, Bleacher Report, *USA Today*)
- **Conference Coach of the Year** - 2000 (WAC), 2006 (Big 12), 2009 (Big 12), 2011 (Big 12), 2012 (co-Big 12), 2015 (Big 12 by AP), 2016 (Big 12 by AP), 2017 (Big 12), 2018 (co-Big 12 and AP)
- **Wooden Award "Legends of Coaching"** - 2013
- **Oklahoma Sports Hall of Fame** - 2013 induction
- **Wayman Tisdale Humanitarian Award** (USBWA) - 2014
- **Mannie Jackson - Basketball's Human Spirit Award** (Naismith Hall of Fame) - 2015
- **Winged Foot Award** (for national champion coach) - 2008
- **Naismith Coach of the Year Finalist** (Atlanta Tipoff Club) - 2000, 2001, 2002, 2003, 2009, 2012, 2017

NOTES

- Bill Self was named the eighth coach in Kansas basketball history on April 21, 2003.
- In September 2017, Self was inducted into the Naismith Memorial Basketball Hall of Fame in Springfield, Massachusetts.
- Self won his 700th career game on Feb. 8, 2020, with KU's 60-46 win at TCU. He became the 31st coach in NCAA Division I to accomplish the feat, the second youngest and the sixth fastest.
- While at Kansas, Self has won two national championships (2008, 2022), 16 regular-season Big 12 Conference titles, including a KU- and NCAA-record-tying 13-straight titles from 2005-17, and eight league tournament titles.
- At Kansas, Self has won 16 regular-season league titles with just 17 losses in Allen Fieldhouse. With KU's win versus Siena (11/18/16), Self became the winningest coach in Allen Fieldhouse, posting his 207th victory in the venue.
- In his first trip to the Final Four in 2008, Self's Kansas team won the title. Self is one of two active coaches in NCAA Division I to have won multiple national titles (Rick Pitino) and one of 16 all-time with multiple titles.
- While at Kansas, he has coached 13 NBA Lottery selections including Andrew Wiggins and Joel Embiid, the No. 1 and No. 3 overall selections in the 2014 NBA Draft. Wiggins was the second-ever Jayhawk to go No. 1 with the other being Danny Manning in 1988.
- Self has guided his teams to 23-win seasons in 23 of the last 25 seasons dating back to 1998-99.
- Self's teams have won 20 regular-season league crowns in the last 25 years. His teams have never finished lower than third in the conference.
- Self's 10 career 30-win seasons are tied for third most in NCAA history - Mike Krzyzewski (16), Roy Williams (12), John Calipari (10); and is tied for No. 1 on the active coaches' list. Nine of his 10 30-win seasons have been at Kansas.
- Self was the head coach for Team USA's U18 team that competed and won gold at the 2018 FIBA Americas Championship held in St. Catharines, Canada, in the summer of 2018.
- Self is one of five coaches in NCAA Division I history to have led three different teams - Tulsa, Illinois and Kansas - to the NCAA Elite Eight, including eight times with KU (2004-07-08-11-12-16-17-22). The other coaches are: Gene Bartow, John Calipari, Rick Pitino and Eddie Sutton.
- A 1985 graduate of Oklahoma State, Self began his coaching career as a graduate assistant at Kansas in 1985-86 under head coach Larry Brown. He then returned to his alma mater as an assistant for seven seasons under coaches Leonard Hamilton and Eddie Sutton. His first head coaching job was at Oral Roberts in 1993-94, then Tulsa (1997-98), Illinois (2000-03) and Kansas (2003-present).

HUNTER DICKINSON

Senior • Center • 7-2 • 260 • Alexandria, Va. • DeMatha Catholic HS • Twitter: @H_Dickinson24 • IG: @hunter.dickinson1



- A fourth-year transfer from Michigan
- On most every preseason All-America and national player of the year honors.
- Big 12 Preseason Player of the Year, Big 12 Preseason Newcomer of the Year and Preseason All-Big 12 First Team
- Earned many national and conference honors while at Michigan, including Consensus All-America Second Team in 2021
- A three-time All-Big Ten selection, including first team honors in 2022 and 2023
- Averaged 17.2 points and 8.4 rebounds for his career and led Michigan in points and rebounds each of the last three seasons
- For his career, enters 2023-24 with 1,617 points, 787 rebounds and 149 blocked shots.

CAREER HONORS

Big 12 Newcomer of the Week (11.3.23); Preseason Sporting News All-America Second Team; Naismith Trophy Men's preseason watch list (1 of 50); NABC Player of the Year Preseason Watch List (1 of 20); Kareem Abdul-Jabbar Award Watch List; Associated Press Preseason All-America; Big 12 Preseason Player of the Year; Preseason Big 12 Newcomer of the Year; Preseason All-Big 12; Preseason NABC Division I Player of the Year (1 of 20); USBWA All-District V Team [2023]; NABC All-District 7 First Team [2023]; All-Big Ten First Team [2023]; Academic All-Big Ten [2023]; USBWA All-District V Team [2022]; NABC All-District 7 Second Team [2022]; All-Big Ten First Team [2022]; CoSIDA Academic All-District [2022]; Academic All-Big Ten [2022]; Consensus All-America Second Team [2021]; NCAA Tournament All-East Region Team [2021]; USBWA All-District V Team [2021]; NABC All-District 7 Second Team [2021]; Big Ten Newcomer of the Year [AP, 2021]; Big Ten All-Freshman Team [2021]; Big Ten Freshman of the Year [2021]; All-Big Ten Second Team [2021]; 3x Big Ten Player of the Week; 7x Big Ten Freshman of the Week [2020-21].

MISCELLANEOUS

| | FR | SO | JR | SR | CAREER |
|---------------------|----|----|----|----|--------|
| Double-Doubles | 6 | 11 | 14 | - | 31 |
| 10+ Points | 18 | 14 | 17 | 1 | 85 |
| 20+ Points | 5 | 15 | 14 | 1 | 35 |
| 10+ Rebounds | 6 | 12 | 15 | - | 33 |
| 3+ Assists | 2 | 13 | 7 | 1 | 23 |
| 2+ 3PT Field Goals | - | 5 | 5 | 1 | 11 |
| 2+ Steals | 1 | 4 | 3 | - | 8 |
| 2+ Blocks | 10 | 14 | 17 | 1 | 42 |
| Led Team in Pts. | - | - | - | 1 | 1 |
| Led Team in Rebs. | - | - | - | 2 | 2 |
| Led Team in Assists | - | - | - | - | - |
| Led Team in Blocks | - | - | - | 1 | 1 |
| Led Team in Steals | - | - | - | - | - |

DICKINSON CAREER HIGHS

| | | |
|---------------------|----|-------------------------------------|
| Points | 33 | vs. Michigan State (3.1.22) |
| Field Goals | 14 | vs. Illinois (3.2.23) |
| Field Goal Att. | 22 | vs. Kentucky (12.4.22) |
| 3PT Field Goals | 4 | vs. Purdue (2.10.22) |
| 3PT Field Goal Att. | 7 | vs. Purdue (1.26.23) |
| Free Throws | 9 | 2x, last vs. Minnesota (1.22.23) |
| Free Throw Att. | 10 | 2x, last vs. C. Michigan (12.29.22) |
| Rebounds | 16 | vs. Illinois (3.2.23) |
| Assists | 7 | vs. Iowa (2.17.22) |
| Blocks | 5 | 2x, last vs. Indiana (3.5.23) |
| Steals | 3 | vs. Purdue (2.10.22) |
| Minutes | 46 | vs. Illinois (3.2.23) |

2023-24 GAME-BY-GAME

| OPPONENT (Date) | MP | FG-A | PCT | 3PT-A | PCT | FT-A | PCT | O-D-T | PF | A | TO | BLK | ST | TP |
|--------------------------------|-------|------|------|-------|-------|------|-------|-------|----|---|----|-----|----|----|
| *NORTH CAROLINA CENTRAL (11.6) | 23:40 | 8-9 | .889 | 3-3 | 1.000 | 2-2 | 1.000 | 2-6-8 | 2 | 5 | 0 | 2 | 1 | 21 |
| *MANHATTAN COLLEGE (11.10) | 20:25 | 7-14 | .500 | 1-1 | 1.000 | 3-4 | .750 | 3-5-8 | 0 | 2 | 1 | 1 | 1 | 18 |
| vs. Kentucky (11.14) | | | | | | | | | | | | | | |
| vs. Chaminade (11.20) | | | | | | | | | | | | | | |
| vs. Marquette/UCLA (11.21) | | | | | | | | | | | | | | |
| vs. TBD (11.22) | | | | | | | | | | | | | | |
| EASTERN ILLINOIS (11.28) | | | | | | | | | | | | | | |
| UCONN (12.1) | | | | | | | | | | | | | | |
| KANSAS CITY (12.5) | | | | | | | | | | | | | | |
| MISSOURI (12.9) | | | | | | | | | | | | | | |
| at Indiana (12.18) | | | | | | | | | | | | | | |
| YALE (12.22) | | | | | | | | | | | | | | |
| vs. Wichita State (12.30) | | | | | | | | | | | | | | |
| TCU (1.6) | | | | | | | | | | | | | | |
| at UCF (1.10) | | | | | | | | | | | | | | |
| OKLAHOMA (1.13) | | | | | | | | | | | | | | |
| at Oklahoma State (1.16) | | | | | | | | | | | | | | |
| at West Virginia (1.20) | | | | | | | | | | | | | | |
| CINCINNATI (1.22) | | | | | | | | | | | | | | |
| at Iowa State (1.27) | | | | | | | | | | | | | | |
| OKLAHOMA STATE (1.30) | | | | | | | | | | | | | | |
| HOUSTON (2.3) | | | | | | | | | | | | | | |
| at Kansas State (2.5) | | | | | | | | | | | | | | |
| BAYLOR (2.10) | | | | | | | | | | | | | | |
| at Texas Tech (2.12) | | | | | | | | | | | | | | |
| at Oklahoma (2.17) | | | | | | | | | | | | | | |
| TEXAS (2.24) | | | | | | | | | | | | | | |
| BYU (2.27) | | | | | | | | | | | | | | |
| at Baylor (3.2) | | | | | | | | | | | | | | |

^ Starter

CAREER STATS

| SEASON | GP-GS | MIN/AVG | FG-FGA | PCT | 3FG-3FGA | PCT | FT-FTA | PCT | O-D-T | AVG | PF-FO | AST | TO | BLK | STL | PTS | AVG |
|--------------|--------------|------------------|-----------------|-------------|---------------|-------------|----------------|-------------|--------------------|------------|--------------|------------|------------|------------|-----------|-------------|-------------|
| 2020-21* | 28-23 | 726/26.0 | 156-261 | .598 | 0-4 | .000 | 82-111 | .739 | 61-145-206 | 7.4 | 71-1 | 25 | 64 | 40 | 9 | 394 | 14.1 |
| 2021-22* | 32-32 | 1030/32.3 | 240-426 | .563 | 21-64 | .328 | 93-116 | .802 | 75-199-274 | 8.6 | 87-1 | 73 | 65 | 49 | 15 | 594 | 18.6 |
| 2022-23* | 34-34 | 1106/32.8 | 244-436 | .560 | 24-57 | .421 | 117-161 | .727 | 78-229-307 | 9.0 | 63-1 | 50 | 69 | 60 | 17 | 629 | 18.5 |
| 2023-24 | 2-2 | 44/22.0 | 15-23 | .652 | 4-4 | 1.000 | 5-6 | .833 | 5-11-16 | 8.0 | 2-0 | 7 | 1 | 3 | 2 | 39 | 19.5 |
| TOTAL | 96-91 | 2906/30.3 | 655-1146 | .572 | 49-129 | .380 | 297-394 | .754 | 219-584-803 | 8.4 | 223-3 | 155 | 199 | 152 | 43 | 1656 | 17.3 |

*AT MICHIGAN



DAJUAN HARRIS JR.

RS-Senior • Guard • 6-2 • 170 • Columbia, Mo. • Rock Bridge HS • Twitter: @DajuanH10 • IG: @dajuanharris

- Preseason All-Big 12 First Team
- 2023 Big 12 Defensive Player of the Year, All-Big 12 Honorable Mention and Big 12 All-Defensive Team.
- Graduated with a bachelor's degree in liberal arts & sciences in May 2023.
- Starting point guard on the 2022 NCAA National Championship team.
- Led the Big 12 and was 14th in the NCAA in assist-to-turnover ratio in 2021-22.
- 2022 All-Big 12 Honorable Mention and Big 12 All-Defensive Team member as a redshirt-sophomore.
- A two-time Academic All-Big 12 First Team.
- Known for his instinct on defense and his ability to create on offense.

CAREER HONORS

Naismith Trophy Men's preseason watch list (1 of 50)
 Bob Cousy Award Watch List
 Preseason All-Big 12 First Team [2023]
 Academic All-Big 12 First Team [2023]
 Big 12 Championship All-Tournament Team [2023]
 Big 12 Defensive Player of the Year [2023]
 Big 12 All-Defensive Team [2023]
 All-Big 12 Honorable Mention [2023]
 CSC Academic All-District [2023]
 Big 12 All-Defensive Team [2022]
 All-Big 12 Honorable Mention [2022]
 Academic All-Big 12 First Team [2022]
 Academic All-Big 12 First Team [2021]

MISCELLANEOUS

| | FR | SO | JR | SR | CAREER |
|---------------------|----|----|----|----|--------|
| Double-Doubles | - | - | 1 | - | 1 |
| 5+ Points | 6 | 21 | 28 | - | 55 |
| 10+ Points | 1 | 7 | 17 | - | 26 |
| 5+ Rebounds | - | 1 | 5 | - | 6 |
| 3+ Assists | 12 | 32 | 33 | 2 | 79 |
| 2+ 3PT Field Goals | 1 | 6 | 8 | - | 15 |
| 2+ Steals | 7 | 19 | 28 | - | 51 |
| 2+ Blocks | - | - | 3 | - | 3 |
| Led Team in Pts. | - | 1 | 2 | - | 3 |
| Led Team in Rebs. | - | - | - | - | - |
| Led Team in Assists | 8 | 24 | 30 | 1 | 63 |
| Led Team in Blocks | 1 | 3 | 7 | - | 11 |
| Led Team in Steals | 8 | 21 | 17 | - | 46 |

HARRIS CAREER HIGHS

| | | |
|---------------------|----|--|
| Points | 18 | vs. Kansas State (1.31.23) at Texas Tech (1.3.23) |
| Field Goals | 8 | vs. Texas (2.6.23) |
| Field Goal Att. | 16 | vs. Texas (2.6.23) |
| 3PT Field Goals | 5 | at Texas Tech (1.3.23) |
| 3PT Field Goal Att. | 6 | at Kansas State (1.31.23) |
| Free Throws | 6 | vs. Iowa State (1.11.22) |
| Free Throw Att. | 8 | vs. Iowa State (3.10.23) |
| Rebounds | 6 | vs. Texas (2.6.23) |
| Assists | 11 | at Kansas State (1.17.23) |
| Blocks | 4 | vs. Texas (3.5.22) |
| Steals | 6 | vs. West Virginia (2.25.23) |
| Minutes | 42 | at Kansas State (1.17.23) |

2023-24 GAME-BY-GAME

| OPPONENT (Date) | MP | FG-A | PCT | 3PT-A | PCT | FT-A | PCT | O-D-T | PF | A | TO | BLK | ST | TP |
|--------------------------------|-------|------|------|-------|------|------|-----|-------|----|----|----|-----|----|----|
| ^NORTH CAROLINA CENTRAL (11.6) | 24:43 | 0-0 | --- | 0-0 | --- | 0-0 | --- | 0-4-4 | 1 | 10 | 2 | 0 | 1 | 0 |
| ^MANHATTAN COLLEGE (11.10) | 24:16 | 1-4 | .250 | 0-2 | .000 | 0-0 | --- | 0-1-1 | 3 | 5 | 0 | 1 | 1 | 2 |
| vs. Kentucky (11.14) | | | | | | | | | | | | | | |
| vs. Chaminade (11.20) | | | | | | | | | | | | | | |
| vs. Marquette/UCLA (11.21) | | | | | | | | | | | | | | |
| vs. TBD (11.22) | | | | | | | | | | | | | | |
| EASTERN ILLINOIS (11.28) | | | | | | | | | | | | | | |
| UCONN (12.1) | | | | | | | | | | | | | | |
| KANSAS CITY (12.5) | | | | | | | | | | | | | | |
| MISSOURI (12.9) | | | | | | | | | | | | | | |
| at Indiana (12.18) | | | | | | | | | | | | | | |
| YALE (12.22) | | | | | | | | | | | | | | |
| vs. Wichita State (12.30) | | | | | | | | | | | | | | |
| TCU (1.6) | | | | | | | | | | | | | | |
| at UCF (1.10) | | | | | | | | | | | | | | |
| OKLAHOMA (1.13) | | | | | | | | | | | | | | |
| at Oklahoma State (1.16) | | | | | | | | | | | | | | |
| at West Virginia (1.20) | | | | | | | | | | | | | | |
| CINCINNATI (1.22) | | | | | | | | | | | | | | |
| at Iowa State (1.27) | | | | | | | | | | | | | | |
| OKLAHOMA STATE (1.30) | | | | | | | | | | | | | | |
| HOUSTON (2.3) | | | | | | | | | | | | | | |
| at Kansas State (2.5) | | | | | | | | | | | | | | |
| BAYLOR (2.10) | | | | | | | | | | | | | | |
| at Texas Tech (2.12) | | | | | | | | | | | | | | |
| at Oklahoma (2.17) | | | | | | | | | | | | | | |
| TEXAS (2.24) | | | | | | | | | | | | | | |
| BYU (2.27) | | | | | | | | | | | | | | |
| at Baylor (3.2) | | | | | | | | | | | | | | |

^ Starter

CAREER STATS

| SEASON | GP-GS | MIN/AVG | FG-FGA | PCT | 3FG-3FGA | PCT | FT-FTA | PCT | O-D-T | AVG | PF-FO | AST | TO | BLK | STL | PTS | AVG |
|--------------|---------------|------------------|----------------|-------------|---------------|-------------|--------------|-------------|-------------------|------------|---------------|------------|------------|-----------|------------|------------|------------|
| 2020-21 | 30-2 | 480/16.0 | 27-56 | .482 | 9-14 | .643 | 8-10 | .800 | 8-26-34 | 1.1 | 45-0 | 65 | 24 | 2 | 29 | 71 | 2.4 |
| 2021-22 | 40-39 | 1158/29.7 | 87-201 | .433 | 20-61 | .328 | 19-24 | .792 | 15-39-54 | 1.4 | 78-9 | 163 | 55 | 11 | 55 | 213 | 5.5 |
| 2022-23 | 36-36 | 1231/34.2 | 131-278 | .470 | 30-74 | .410 | 28-47 | .600 | 25-65-90 | 2.5 | 58-2 | 224 | 73 | 15 | 78 | 320 | 8.9 |
| 2023-24 | 2-2 | 49/24.5 | 1-4 | .250 | 0-2 | .000 | 0-0 | --- | 0-5-5 | 2.5 | 4-0 | 15 | 2 | 1 | 2 | 2 | 1.0 |
| TOTAL | 108-79 | 2918/27.0 | 247-544 | .454 | 59-152 | .388 | 55-81 | .679 | 48-135-183 | 1.7 | 185-11 | 470 | 158 | 30 | 167 | 608 | 5.6 |

JOHNNY FURPHY

Freshman • Guard • 6-9 • 202 • Melbourne, Australia • Centre of Excellence • IG: @johnnyfurphy

- 2024 Julius Erving Small Forward of the Year Top-20 Watch List
- Played for Centre of Excellence (CoE) – Australia's development program hosted at the Australian Institute of Sport alongside NBA Global Academy
- Reclassified for the 2023 class and garnered attention when he participated in various NBA Academy events in the United States
- Playing for CoE, averaged 14.3 points and was 22-for-56 (39.3 percent) from three-point range, to go along with 5.6 rebounds in 12 games played in 2023
- Playing for Victoria at the 2023 Australia-U20 Championship, Furphy averaged 13.3 points, 5.0 rebounds and 1.2 steals in six games and made 38.5 percent of his three-point field goals, going 21-for-33 from beyond the arc.



CAREER HONORS

Preseason Julius Erving Award Watch List [2024]

MISCELLANEOUS

| | FR | CAREER |
|---------------------|----|--------|
| Double-Doubles | - | - |
| 5+ Points | 1 | 1 |
| 10+ Points | 1 | 1 |
| 5+ Rebounds | 1 | 1 |
| 3+ Assists | - | - |
| 2+ 3PT Field Goals | 2 | 2 |
| 2+ Steals | - | - |
| 2+ Blocks | - | - |
| Led Team in Pts. | - | - |
| Led Team in Rebs. | - | - |
| Led Team in Assists | - | - |
| Led Team in Blocks | - | - |
| Led Team in Steals | - | - |

FURPHY CAREER HIGHS

| | | |
|---------------------|----|--------------------------------------|
| Points | 15 | vs. Manhattan College (11.10.23) |
| Field Goals | 6 | vs. Manhattan College (11.10.23) |
| Field Goal Att. | 10 | vs. Manhattan College (11.10.23) |
| 3PT Field Goals | 3 | vs. Manhattan College (11.10.23) |
| 3PT Field Goal Att. | 7 | vs. Manhattan College (11.10.23) |
| Free Throws | - | - |
| Free Throw Att. | - | - |
| Rebounds | 5 | vs. North Carolina Central (11.6.23) |
| Assists | 2 | vs. North Carolina Central (11.6.23) |
| Blocks | - | - |
| Steals | 1 | vs. North Carolina Central (11.6.23) |
| Minutes | 20 | vs. Manhattan College (11.10.23) |

2023-24 GAME-BY-GAME

| OPPONENT (Date) | MP | FG-A | PCT | 3PT-A | PCT | FT-A | PCT | O-D-T | PF | A | TO | BLK | ST | TP |
|-------------------------------|-------|------|------|-------|------|------|-----|-------|----|---|----|-----|----|----|
| NORTH CAROLINA CENTRAL (11.6) | 16:58 | 2-4 | .500 | 2-4 | .500 | 0-0 | --- | 1-4-5 | 1 | 2 | 0 | 0 | 1 | 6 |
| MANHATTAN COLLEGE (11.10) | 20:15 | 6-10 | .600 | 3-7 | .429 | 0-0 | --- | 1-2-3 | 3 | 0 | 2 | 0 | 0 | 15 |
| vs. Kentucky (11.14) | | | | | | | | | | | | | | |
| vs. Chaminade (11.20) | | | | | | | | | | | | | | |
| vs. Marquette/UCLA (11.21) | | | | | | | | | | | | | | |
| vs. TBD (11.22) | | | | | | | | | | | | | | |
| EASTERN ILLINOIS (11.28) | | | | | | | | | | | | | | |
| UCONN (12.1) | | | | | | | | | | | | | | |
| KANSAS CITY (12.5) | | | | | | | | | | | | | | |
| MISSOURI (12.9) | | | | | | | | | | | | | | |
| at Indiana (12.18) | | | | | | | | | | | | | | |
| YALE (12.22) | | | | | | | | | | | | | | |
| vs. Wichita State (12.30) | | | | | | | | | | | | | | |
| TCU (1.6) | | | | | | | | | | | | | | |
| at UCF (1.10) | | | | | | | | | | | | | | |
| OKLAHOMA (1.13) | | | | | | | | | | | | | | |
| at Oklahoma State (1.16) | | | | | | | | | | | | | | |
| at West Virginia (1.20) | | | | | | | | | | | | | | |
| CINCINNATI (1.22) | | | | | | | | | | | | | | |
| at Iowa State (1.27) | | | | | | | | | | | | | | |
| OKLAHOMA STATE (1.30) | | | | | | | | | | | | | | |
| HOUSTON (2.3) | | | | | | | | | | | | | | |
| at Kansas State (2.5) | | | | | | | | | | | | | | |
| BAYLOR (2.10) | | | | | | | | | | | | | | |
| at Texas Tech (2.12) | | | | | | | | | | | | | | |
| at Oklahoma (2.17) | | | | | | | | | | | | | | |
| TEXAS (2.24) | | | | | | | | | | | | | | |
| BYU (2.27) | | | | | | | | | | | | | | |
| at Baylor (3.2) | | | | | | | | | | | | | | |

^ Starter

CAREER STATS

| SEASON | GP-GS | MIN/AVG | FG-FGA | PCT | 3FG-3FGA | PCT | FT-FTA | PCT | O-D-T | AVG | PF-FO | AST | TO | BLK | STL | PTS | AVG |
|--------------|------------|----------------|-------------|-------------|-------------|-------------|------------|------------|--------------|------------|------------|----------|----------|----------|----------|-----------|-------------|
| 2023-24 | 2-0 | 37/18.5 | 8-14 | .571 | 5-11 | .455 | 0-0 | --- | 2-6-8 | 4.0 | 4-0 | 2 | 2 | 0 | 1 | 21 | 10.5 |
| TOTAL | 2-0 | 37/18.5 | 8-14 | .571 | 5-11 | .455 | 0-0 | --- | 2-6-8 | 4.0 | 4-0 | 2 | 2 | 0 | 1 | 21 | 10.5 |



JAMARI MCDOWELL

Freshman • Guard • 6-4 • 180 • Houston, Texas • Manvel HS • Twitter: @jamari_mcdowell • IG: @_jamarii

- Can play all three perimeter positions
- A solid shooter who plays with a high motor and above the rim
- Played at Manvel High School in Manvel, Texas, a suburb of Houston, for head coach Chris Wilson
- Was a 2023 UIL Boys 5A All-State and TABC All-Region selection
- Averaged 22.4 points, 8.1 rebounds, 5.4 assists and 3.2 blocked shots per game his senior season as Manvel posted a 21-10 record and won the district title going 10-3
- As a junior, Manvel HS posted a 19-5 record and McDowell averaged 21.7 points, 7.2 rebounds, 5.1 assists and 4.5 steals per game
- Played AAU basketball for the Houston Defenders.

MISCELLANEOUS

| | FR | CAREER |
|---------------------|----|--------|
| Double-Doubles | - | - |
| 5+ Points | 1 | 1 |
| 10+ Points | - | - |
| 5+ Rebounds | 1 | 1 |
| 3+ Assists | - | - |
| 2+ 3PT Field Goals | - | - |
| 2+ Steals | - | - |
| 2+ Blocks | - | - |
| Led Team in Pts. | - | - |
| Led Team in Rebs. | - | - |
| Led Team in Assists | - | - |
| Led Team in Blocks | - | - |
| Led Team in Steals | - | - |

MCDOWELL CAREER HIGHS

| | | |
|---------------------|----|----------------------------------|
| Points | 5 | vs. Manhattan College (11.10.23) |
| Field Goals | 1 | vs. Manhattan College (11.10.23) |
| Field Goal Att. | 4 | vs. Manhattan College (11.10.23) |
| 3PT Field Goals | 1 | vs. Manhattan College (11.10.23) |
| 3PT Field Goal Att. | 2 | vs. Manhattan College (11.10.23) |
| Free Throws | 2 | vs. Manhattan College (11.10.23) |
| Free Throw Att. | 2 | vs. Manhattan College (11.10.23) |
| Rebounds | 6 | vs. Manhattan College (11.10.23) |
| Assists | 1 | vs. Manhattan College (11.10.23) |
| Blocks | - | - |
| Steals | 1 | vs. Manhattan College (11.10.23) |
| Minutes | 14 | vs. Manhattan College (11.10.23) |

2023-24 GAME-BY-GAME

| OPPONENT (Date) | MP | FG-A | PCT | 3PT-A | PCT | FT-A | PCT | O-D-T | PF | A | TO | BLK | ST | TP |
|-------------------------------|-------|------|------|-------|------|------|-------|-------|----|---|----|-----|----|----|
| NORTH CAROLINA CENTRAL (11.6) | - | - | - | - | - | - | - | - | - | - | - | - | - | - |
| MANHATTAN COLLEGE (11.10) | 13:42 | 1-4 | .250 | 1-2 | .500 | 2-2 | 1.000 | 2-4-6 | 0 | 1 | 1 | 0 | 1 | 5 |
| vs. Kentucky (11.14) | | | | | | | | | | | | | | |
| vs. Chaminade (11.20) | | | | | | | | | | | | | | |
| vs. Marquette/UCLA (11.21) | | | | | | | | | | | | | | |
| vs. TBD (11.22) | | | | | | | | | | | | | | |
| EASTERN ILLINOIS (11.28) | | | | | | | | | | | | | | |
| UCONN (12.1) | | | | | | | | | | | | | | |
| KANSAS CITY (12.5) | | | | | | | | | | | | | | |
| MISSOURI (12.9) | | | | | | | | | | | | | | |
| at Indiana (12.18) | | | | | | | | | | | | | | |
| YALE (12.22) | | | | | | | | | | | | | | |
| vs. Wichita State (12.30) | | | | | | | | | | | | | | |
| TCU (1.6) | | | | | | | | | | | | | | |
| at UCF (1.10) | | | | | | | | | | | | | | |
| OKLAHOMA (1.13) | | | | | | | | | | | | | | |
| at Oklahoma State (1.16) | | | | | | | | | | | | | | |
| at West Virginia (1.20) | | | | | | | | | | | | | | |
| CINCINNATI (1.22) | | | | | | | | | | | | | | |
| at Iowa State (1.27) | | | | | | | | | | | | | | |
| OKLAHOMA STATE (1.30) | | | | | | | | | | | | | | |
| HOUSTON (2.3) | | | | | | | | | | | | | | |
| at Kansas State (2.5) | | | | | | | | | | | | | | |
| BAYLOR (2.10) | | | | | | | | | | | | | | |
| at Texas Tech (2.12) | | | | | | | | | | | | | | |
| at Oklahoma (2.17) | | | | | | | | | | | | | | |
| TEXAS (2.24) | | | | | | | | | | | | | | |
| BYU (2.27) | | | | | | | | | | | | | | |
| at Baylor (3.2) | | | | | | | | | | | | | | |

^ Starter

CAREER STATS

| SEASON | GP-GS | MIN/AVG | FG-FGA | PCT | 3FG-3FGA | PCT | FT-FTA | PCT | O-D-T | AVG | PF-FO | AST | TO | BLK | STL | PTS | AVG |
|--------------|------------|----------------|------------|-------------|------------|-------------|------------|--------------|--------------|------------|------------|----------|----------|----------|----------|----------|------------|
| 2023-24 | 1-0 | 13/13.4 | 1-4 | .250 | 1-2 | .500 | 2-2 | 1.000 | 2-4-6 | 6.0 | 0-0 | 1 | 1 | 0 | 1 | 5 | 5.0 |
| TOTAL | 1-0 | 13/13.4 | 1-4 | .250 | 1-2 | .500 | 2-2 | 1.000 | 2-4-6 | 6.0 | 0-0 | 1 | 1 | 0 | 1 | 5 | 5.0 |

ELMARKO JACKSON

Freshman • Guard • 6-3 • 195 • Marlton, N.J. • South Kent School • Twitter: @ElmarkoJ • IG: @elmarkojackson

- A highly-rated guard who has great court presence and was ranked as high as No. 19 following the 2022-23 season
- Was a McDonald's All-American in 2022-23
- Averaged 19.0 points and 6.0 assists for South Kent which went 18-3 overall and 8-0 in NEPSAC AAA conference play
- Was on the Naismith Boys High School Player of the Year Watch List, which highlights the top 50 players nationwide in 2022-23
- Transferred to Academy of the New Church in Bryn Athyn, Pennsylvania, where he earned all-state and all-league honors in 2021-22 averaging 17.9 points, 5.7 rebounds, 5.4 assists and 2.0 steals per game
- Ended his high school career ranked No. 19 by 247Sports.com, No. 25 by Rivals.com and No. 26 by ESPN.com.

13

MISCELLANEOUS

| | FR | CAREER |
|---------------------|----|--------|
| Double-Doubles | - | - |
| 5+ Points | 2 | 2 |
| 10+ Points | - | - |
| 5+ Rebounds | - | - |
| 5+ Assists | 1 | 1 |
| 10+ Assists | 1 | 1 |
| 2+ 3PT Field Goals | - | - |
| 2+ Steals | - | - |
| 2+ Blocks | - | - |
| Led Team in Pts. | - | - |
| Led Team in Rebs. | - | - |
| Led Team in Assists | 1 | 1 |
| Led Team in Blocks | - | - |
| Led Team in Steals | - | - |

JACKSON CAREER HIGHS

| | | |
|---------------------|----|--|
| Points | 9 | vs. Manhattan College (11.10.23) |
| Field Goals | 3 | vs. Manhattan College (11.10.23) vs. North Carolina Central (11.6.23) |
| Field Goal Att. | 6 | vs. Manhattan College (11.10.23) |
| 3PT Field Goals | 1 | vs. Manhattan College (11.10.23) |
| 3PT Field Goal Att. | 3 | vs. Manhattan College (11.10.23) |
| Free Throws | 2 | vs. Manhattan College (11.10.23) vs. North Carolina Central (11.6.23) |
| Free Throw Att. | 2 | vs. Manhattan College (11.10.23) vs. North Carolina Central (11.6.23) |
| Rebounds | 2 | vs. Manhattan College (11.10.23) |
| Assists | 10 | vs. Manhattan College (11.10.23) |
| Blocks | 1 | vs. Manhattan College (11.10.23) |
| Steals | 1 | vs. Manhattan College (11.10.23) |
| Minutes | 29 | vs. Manhattan College (11.10.23) |

2023-24 GAME-BY-GAME

| OPPONENT (Date) | MP | FG-A | PCT | 3PT-A | PCT | FT-A | PCT | O-D-T | PF | A | TO | BLK | ST | TP |
|--------------------------------|-------|------|------|-------|------|------|-------|-------|----|----|----|-----|----|----|
| ^NORTH CAROLINA CENTRAL (11.6) | 21:17 | 3-5 | .600 | 0-1 | .000 | 2-2 | 1.000 | 0-1-1 | 3 | 5 | 1 | 0 | 0 | 8 |
| ^MANHATTAN COLLEGE (11.10) | 29:03 | 3-6 | .500 | 1-3 | .333 | 2-2 | 1.000 | 0-2-2 | 1 | 10 | 1 | 1 | 1 | 9 |
| vs. Kentucky (11.14) | | | | | | | | | | | | | | |
| vs. Chaminade (11.20) | | | | | | | | | | | | | | |
| vs. Marquette/UCLA (11.21) | | | | | | | | | | | | | | |
| vs. TBD (11.22) | | | | | | | | | | | | | | |
| EASTERN ILLINOIS (11.28) | | | | | | | | | | | | | | |
| UCONN (12.1) | | | | | | | | | | | | | | |
| KANSAS CITY (12.5) | | | | | | | | | | | | | | |
| MISSOURI (12.9) | | | | | | | | | | | | | | |
| at Indiana (12.18) | | | | | | | | | | | | | | |
| YALE (12.22) | | | | | | | | | | | | | | |
| vs. Wichita State (12.30) | | | | | | | | | | | | | | |
| TCU (1.6) | | | | | | | | | | | | | | |
| at UCF (1.10) | | | | | | | | | | | | | | |
| OKLAHOMA (1.13) | | | | | | | | | | | | | | |
| at Oklahoma State (1.16) | | | | | | | | | | | | | | |
| at West Virginia (1.20) | | | | | | | | | | | | | | |
| CINCINNATI (1.22) | | | | | | | | | | | | | | |
| at Iowa State (1.27) | | | | | | | | | | | | | | |
| OKLAHOMA STATE (1.30) | | | | | | | | | | | | | | |
| HOUSTON (2.3) | | | | | | | | | | | | | | |
| at Kansas State (2.5) | | | | | | | | | | | | | | |
| BAYLOR (2.10) | | | | | | | | | | | | | | |
| at Texas Tech (2.12) | | | | | | | | | | | | | | |
| at Oklahoma (2.17) | | | | | | | | | | | | | | |
| TEXAS (2.24) | | | | | | | | | | | | | | |
| BYU (2.27) | | | | | | | | | | | | | | |
| at Baylor (3.2) | | | | | | | | | | | | | | |

^ Starter

CAREER STATS

| SEASON | GP-GS | MIN/AVG | FG-FGA | PCT | 3FG-3FGA | PCT | FT-FTA | PCT | O-D-T | AVG | PF-FO | AST | TO | BLK | STL | PTS | AVG |
|--------------|------------|----------------|-------------|-------------|------------|-------------|------------|--------------|--------------|------------|------------|-----------|----------|----------|----------|-----------|------------|
| 2023-24 | 2-2 | 50/25.0 | 6-11 | .545 | 1-4 | .250 | 4-4 | 1.000 | 0-3-3 | 1.5 | 4-0 | 15 | 2 | 1 | 1 | 17 | 8.5 |
| TOTAL | 2-2 | 50/25.0 | 6-11 | .545 | 1-4 | .250 | 4-4 | 1.000 | 0-3-3 | 1.5 | 4-0 | 15 | 2 | 1 | 1 | 17 | 8.5 |



KEVIN MCCULLAR JR.

GR-Senior • G • 6-7 • 212 • San Antonio, Texas • Wagner HS/Texas Tech • Twitter: @Kevin_McCullar • IG: @kevinmccullarjr

- Entered the NBA Draft process following the 2022-23 season and decided to return to Kansas for his fifth year
- A transfer from Texas Tech who was a redshirt senior at Kansas in 2022-23
- A three-time All-Big 12 selection
- Was a Naismith Defensive Player of the Year semifinalist in 2021-22 (at Texas Tech) and 2022-23 (at Kansas)
- Entered 2023-24 with 1,040 points, 589 rebounds, 231 assists and 178 steals for his career
- A three-time Academic All-Big 12 selection
- Graduated in May of 2023 with a liberal arts and sciences degree

CAREER HONORS

Naismith Trophy Men's preseason watch list (1 of 50)
 Jerry West Shooting Guard Award Watch List
 Preseason All-Big 12 Honorable Mention [2023]
 All Big 12 Second Team (Associated Press)
 All Big 12 Third Team
 Big 12 All-Defensive Team
 Naismith Defensive Player of the Year Semifinalist (1 of 10)
 Naismith Defensive Player of the Year Watch List (1 of 15)
 Wooden Award Preseason Top 50 Watch List
 Naismith Preseason Player of the Year Watch List (1 of 50)
 Jerry West Shooting Guard of the Year Watch List [2023]
 Preseason All-Big 12 Honorable Mention [2023]
 All-Big 12 Honorable Mention [2022]
 Naismith Defensive Player of the Year Semifinalist [2022]
 Academic All-Big 12 First Team [2022]
 All-Big 12 Honorable Mention [2021]
 Academic All-Big 12 First Team [2021]
 Academic All-Big 12 First Team [2020]

MISCELLANEOUS

| | FR | SO | JR | SR | GR-SR | CAREER |
|-----------------------------|----|----|----|----|-------|--------|
| Double-Doubles | - | 2 | 1 | 7 | - | 10 |
| 10+ Points | 8 | 14 | 16 | 21 | 1 | 64 |
| 20+ Points | - | - | 2 | 1 | 1 | 4 |
| 5+ Rebounds | 7 | 15 | 14 | 26 | 2 | 65 |
| 10+ Rebounds | 1 | 2 | 2 | 8 | - | 13 |
| 3+ Assists | 1 | 6 | 18 | 14 | 2 | 41 |
| 3+ 3PT Field Goals | - | 1 | 5 | 3 | 1 | 10 |
| 2+ Steals | 8 | 10 | 12 | 20 | 1 | 51 |
| 2+ Blocks | 1 | 2 | 1 | 6 | - | 10 |
| Led Team in Pts. (at KU) | - | - | - | 1 | 1 | |
| Led Team in Rebs. (at KU) | - | - | - | 10 | - | |
| Led Team in Assists (at KU) | - | - | - | 3 | - | |
| Led Team in Blocks (at KU) | - | - | - | 13 | - | |
| Led Team in Steals (at KU) | - | - | - | 13 | 1 | |

MCCULLAR CAREER HIGHS

| | | |
|---------------------|----|---|
| Points | 24 | vs. Grambling (11.12.21) |
| Field Goals | 9 | vs. Grambling (11.12.21) |
| Field Goal Att. | 18 | vs. Grambling (11.12.21) |
| 3PT Field Goals | 4 | vs. North Carolina Central (11.6.23) vs. Incarnate Word (11.20.21) |
| 3PT Field Goal Att. | 9 | vs. Grambling (11.12.21) vs. Wisconsin (11.24.22) |
| Free Throws | 12 | vs. Texas (2.1.22) |
| Free Throw Att. | 15 | vs. Texas (2.1.22) |
| Rebounds | 13 | vs. Kansas State (1.31.23) |
| Assists | 8 | at Oklahoma State (2.14.23) |
| Blocks | 4 | vs. Baylor (1.16.21) |
| Steals | 6 | vs. Texas (3.11.21) |
| Minutes | 44 | at Kansas (1.24.22) |

2023-24 GAME-BY-GAME

| OPPONENT (Date) | MP | FG-A | PCT | 3PT-A | PCT | FT-A | PCT | O-D-T | PF | A | TO | BLK | ST | TP |
|--------------------------------|-------|------|------|-------|------|------|-------|-------|----|---|----|-----|----|----|
| ^NORTH CAROLINA CENTRAL (11.6) | 23:56 | 8-12 | .667 | 4-7 | .571 | 2-2 | 1.000 | 0-6-6 | 0 | 5 | 2 | 0 | 0 | 22 |
| ^MANHATTAN COLLEGE (11.10) | 25:40 | 5-9 | .556 | 1-5 | .200 | 4-4 | 1.000 | 0-7-7 | 1 | 4 | 1 | 1 | 2 | 15 |
| vs. Kentucky (11.14) | | | | | | | | | | | | | | |
| vs. Chaminade (11.20) | | | | | | | | | | | | | | |
| vs. Marquette/UCLA (11.21) | | | | | | | | | | | | | | |
| vs. TBD (11.22) | | | | | | | | | | | | | | |
| EASTERN ILLINOIS (11.28) | | | | | | | | | | | | | | |
| UCONN (12.1) | | | | | | | | | | | | | | |
| KANSAS CITY (12.5) | | | | | | | | | | | | | | |
| MISSOURI (12.9) | | | | | | | | | | | | | | |
| at Indiana (12.18) | | | | | | | | | | | | | | |
| YALE (12.22) | | | | | | | | | | | | | | |
| vs. Wichita State (12.30) | | | | | | | | | | | | | | |
| TCU (1.6) | | | | | | | | | | | | | | |
| at UCF (1.10) | | | | | | | | | | | | | | |
| OKLAHOMA (1.13) | | | | | | | | | | | | | | |
| at Oklahoma State (1.16) | | | | | | | | | | | | | | |
| at West Virginia (1.20) | | | | | | | | | | | | | | |
| CINCINNATI (1.22) | | | | | | | | | | | | | | |
| at Iowa State (1.27) | | | | | | | | | | | | | | |
| OKLAHOMA STATE (1.30) | | | | | | | | | | | | | | |
| HOUSTON (2.3) | | | | | | | | | | | | | | |
| at Kansas State (2.5) | | | | | | | | | | | | | | |
| BAYLOR (2.10) | | | | | | | | | | | | | | |
| at Texas Tech (2.12) | | | | | | | | | | | | | | |
| at Oklahoma (2.17) | | | | | | | | | | | | | | |
| TEXAS (2.24) | | | | | | | | | | | | | | |
| BYU (2.27) | | | | | | | | | | | | | | |
| at Baylor (3.2) | | | | | | | | | | | | | | |

^ Starter

CAREER STATS

| SEASON | GP-GS | MIN/AVG | FG-FGA | PCT | 3FG-3FGA | PCT | FT-FTA | PCT | O-D-T | AVG | PF-FO | AST | TO | BLK | STL | PTS | AVG |
|--------------|---------------|------------------|----------------|-------------|---------------|-------------|----------------|-------------|--------------------|------------|--------------|------------|------------|-----------|------------|-------------|------------|
| 2019-20* | 29-6 | 537/18.5 | 65-127 | .512 | 8-28 | .286 | 37-51 | .725 | 30-63-93 | 3.2 | 62-1 | 21 | 37 | 9 | 35 | 175 | 6.0 |
| 2020-21* | 20-19 | 608/30.4 | 72-173 | .416 | 13-46 | .283 | 50-71 | .704 | 30-95-125 | 6.3 | 60-0 | 41 | 30 | 16 | 34 | 207 | 10.4 |
| 2021-22* | 29-24 | 864/29.8 | 100-249 | .402 | 28-90 | .311 | 66-91 | .725 | 26-107-133 | 4.6 | 78-2 | 89 | 57 | 7 | 41 | 294 | 10.1 |
| 2022-23 | 34-33 | 1042/30.6 | 123-277 | .444 | 29-98 | .296 | 89-117 | .761 | 41-197-238 | 7.0 | 101-4 | 80 | 72 | 25 | 68 | 364 | 10.7 |
| 2023-24 | 2-2 | 50/25.0 | 13-21 | .619 | 5-12 | .417 | 6-6 | 1.000 | 0-13-13 | 6.5 | 1-0 | 9 | 3 | 1 | 2 | 37 | 18.5 |
| TOTAL | 114-84 | 3100/27.2 | 373-847 | .440 | 83-274 | .303 | 248-336 | .738 | 127-475-602 | 5.3 | 302-7 | 240 | 199 | 58 | 180 | 1077 | 9.4 |

*AT TEXAS TECH

MICHAEL JANKOVICH (JANG-koh-vitch)

GR-Senior • G • 6-4 • 190 • Dallas, Texas • Jesuit College Prep / Northfield Mount Herman (Mass.) • Twitter: @michael_jank • IG: @mjankovich

- An invited walk-on who has played in 36 games while at Kansas
- His 13 games played in 2022-23 were his most for a season
- Played in 10 contests during Kansas' 2022 NCAA National Championship seasons
- Two-time Academic All-Big 12 selection in 2022 and 2023
- Has solid range from beyond the arc
- Son of former SMU head coach Tim Jankovich, who spent five seasons as an assistant coach on Bill Self's staffs at Illinois and Kansas
- Lived in Lawrence from ages 4-8 while his father was on the KU staff
- Graduated in May 2023 with Finance degree.



CAREER HONORS

Academic All-Big 12 First Team [2023]
Academic All-Big 12 Second Team [2022]

MISCELLANEOUS

| | FR | SO | JR | SR | GR-SR | CAREER |
|---------------------|----|----|----|----|-------|--------|
| 5+ Minutes | 1 | - | - | - | 2 | 3 |
| 4+ Points | 2 | - | - | - | 2 | 4 |
| 3+ Rebounds | - | - | - | - | - | - |
| 2+ Assists | - | - | - | - | - | - |
| 2+ 3PT Field Goals | - | - | - | - | 1 | 1 |
| 2+ Steals | - | - | - | - | - | - |
| 2+ Blocks | - | - | - | - | - | - |
| Led Team in Pts. | - | - | - | - | - | - |
| Led Team in Rebs. | - | - | - | - | - | - |
| Led Team in Assists | - | - | - | - | - | - |
| Led Team in Blocks | - | - | - | - | - | - |
| Led Team in Steals | - | - | - | - | - | - |

JANKOVICH CAREER HIGHS

| | | |
|---------------------|-----------|--|
| Points | 6 | vs. Manhattan College (11.10.23) |
| Field Goals | 2 | vs. Manhattan College (11.10.23) vs. North Carolina Central (11.6.23) |
| Field Goal Att. | 3 | vs. North Carolina Central (11.6.23) vs. Monmouth (11.15.19) |
| 3PT Field Goals | 2 | vs. Manhattan College (11.10.23) |
| 3PT Field Goal Att. | 3 | vs. Monmouth (11.15.19) |
| Free Throws | 2 | vs. Monmouth (11.15.19) |
| Free Throw Att. | 2 | vs. Kansas State (1.21.20) vs. Monmouth (11.15.19) |
| Rebounds | 14x, last | vs. North Carolina Central (11.6.23) |
| Assists | 1 | vs. Chaminade (11.25.19) |
| Blocks | 1 | vs. Howard (3.16.23) |
| Steals | 1 | 3x, last vs. Oklahoma (2.12.23) |
| Minutes | 8 | vs. North Carolina Central (11.6.23) |

2023-24 GAME-BY-GAME

| OPPONENT (Date) | MP | FG-A | PCT | 3PT-A | PCT | FT-A | PCT | O-D-T | PF | A | TO | BLK | ST | TP |
|-------------------------------|------|------|-------|-------|-------|------|-----|-------|----|---|----|-----|----|----|
| NORTH CAROLINA CENTRAL (11.6) | 8:09 | 2-3 | .667 | 1-2 | .500 | 0-0 | --- | 0-1-1 | 0 | 0 | 1 | 0 | 0 | 5 |
| MANHATTAN COLLEGE (11.10) | 7:31 | 2-2 | 1.000 | 2-2 | 1.000 | 0-0 | --- | 0-0-0 | 0 | 0 | 0 | 0 | 0 | 6 |
| vs. Kentucky (11.14) | | | | | | | | | | | | | | |
| vs. Chaminade (11.20) | | | | | | | | | | | | | | |
| vs. Marquette/UCLA (11.21) | | | | | | | | | | | | | | |
| vs. TBD (11.22) | | | | | | | | | | | | | | |
| EASTERN ILLINOIS (11.28) | | | | | | | | | | | | | | |
| UCONN (12.1) | | | | | | | | | | | | | | |
| KANSAS CITY (12.5) | | | | | | | | | | | | | | |
| MISSOURI (12.9) | | | | | | | | | | | | | | |
| at Indiana (12.18) | | | | | | | | | | | | | | |
| YALE (12.22) | | | | | | | | | | | | | | |
| vs. Wichita State (12.30) | | | | | | | | | | | | | | |
| TCU (1.6) | | | | | | | | | | | | | | |
| at UCF (1.10) | | | | | | | | | | | | | | |
| OKLAHOMA (1.13) | | | | | | | | | | | | | | |
| at Oklahoma State (1.16) | | | | | | | | | | | | | | |
| at West Virginia (1.20) | | | | | | | | | | | | | | |
| CINCINNATI (1.22) | | | | | | | | | | | | | | |
| at Iowa State (1.27) | | | | | | | | | | | | | | |
| OKLAHOMA STATE (1.30) | | | | | | | | | | | | | | |
| HOUSTON (2.3) | | | | | | | | | | | | | | |
| at Kansas State (2.5) | | | | | | | | | | | | | | |
| BAYLOR (2.10) | | | | | | | | | | | | | | |
| at Texas Tech (2.12) | | | | | | | | | | | | | | |
| at Oklahoma (2.17) | | | | | | | | | | | | | | |
| TEXAS (2.24) | | | | | | | | | | | | | | |
| BYU (2.27) | | | | | | | | | | | | | | |
| at Baylor (3.2) | | | | | | | | | | | | | | |

^ Starter

CAREER STATS

| SEASON | GP-GS | MIN/AVG | FG-FGA | PCT | 3FG-3FGA | PCT | FT-FTA | PCT | O-D-T | AVG | PF-FO | AST | TO | BLK | STL | PTS | AVG |
|--------------|-------------|---------------|--------------|-------------|--------------|-------------|------------|-------------|--------------|------------|------------|----------|----------|----------|----------|-----------|------------|
| 2019-20 | 10-0 | 27/2.7 | 3-7 | .429 | 3-7 | .429 | 3-4 | .750 | 1-0-1 | 0.1 | 2-0 | 1 | 3 | 0 | 1 | 12 | 1.2 |
| 2020-21 | 1-0 | 3/3.0 | 0-1 | .000 | 0-1 | .000 | 0-0 | --- | 0-0-0 | 0.0 | 1-0 | 0 | 0 | 0 | 1 | 0 | 0.0 |
| 2021-22 | 10-0 | 16/1.6 | 2-7 | .286 | 2-7 | .286 | 0-0 | --- | 1-1-2 | 0.2 | 3-0 | 0 | 0 | 0 | 0 | 6 | 0.6 |
| 2022-23 | 13-0 | 23/1.7 | 5-8 | .625 | 4-7 | .571 | 0-0 | --- | 0-0-0 | 0.0 | 1-0 | 0 | 0 | 1 | 1 | 14 | 1.1 |
| 2023-24 | 2-2 | 15/7.5 | 4-5 | .800 | 3-4 | .750 | 0-0 | --- | 0-1-1 | 0.5 | 0-0 | 0 | 1 | 0 | 0 | 11 | 5.5 |
| TOTAL | 36-0 | 80/2.2 | 14-28 | .500 | 12-26 | .462 | 3-4 | .750 | 2-2-4 | 0.1 | 7-0 | 1 | 4 | 1 | 3 | 43 | 1.2 |

DILLON WILHITE

RS-Sophomore • F • 6-9 • 240 • San Diego, Calif. • Cathedral Catholic HS • Twitter: @dillonwhilite • IG: @dillon.wilhite

- Made his collegiate debut against North Dakota State (11/10/22).
- Was a redshirt on Kansas' 2022 NCAA National Championship team
- Played in five games in 2022-23
- Played two sports – basketball and volleyball – in high school
- Comes from an athletic family as his sisters play volleyball at Georgetown, his father, who grew up in Lawrence, played golf at TCU and he has three cousins who played college football and an aunt who played college golf.



MISCELLANEOUS

| | FR. | SO. | CAREER |
|---------------------|-----|-----|--------|
| 5+ Minutes | - | 1 | 1 |
| 3+ Points | - | 1 | 1 |
| 5+ Rebounds | - | - | - |
| 2+ Assists | - | - | - |
| 1+ Steals | - | - | - |
| 1+ Blocks | - | - | - |
| Led Team in Pts. | - | - | - |
| Led Team in Rebs. | - | - | - |
| Led Team in Assists | - | - | - |
| Led Team in Blocks | - | - | - |
| Led Team in Steals | - | - | - |

WILHITE CAREER HIGHS

| | | |
|---------------------|---|---|
| Points | 3 | vs. Manhattan College (11.10.23) |
| Field Goals | 1 | vs. Manhattan College (11.10.23) |
| Field Goal Att. | 2 | vs. Manhattan College (11.10.23) |
| 3PT Field Goals | - | - |
| 3PT Field Goal Att. | - | - |
| Free Throws | 1 | vs. Manhattan College (11.10.23) |
| Free Throw Att. | 2 | vs. Manhattan College (11.10.23) |
| Rebounds | 1 | 3x, last vs. Manhattan College (11.10.23) |
| Assists | - | - |
| Blocks | - | - |
| Steals | - | - |
| Minutes | 5 | vs. Manhattan College (11.10.23) |

2023-24 GAME-BY-GAME

| OPPONENT (Date) | MP | FG-A | PCT | 3PT-A | PCT | FT-A | PCT | O-D-T | PF | A | TO | BLK | ST | TP |
|-------------------------------|------|------|------|-------|-----|------|------|-------|----|---|----|-----|----|----|
| NORTH CAROLINA CENTRAL (11.6) | 4:54 | 0-1 | .000 | 0-0 | --- | 0-2 | .000 | 0-1-1 | 2 | 0 | 1 | 0 | 0 | 0 |
| MANHATTAN COLLEGE (11.10) | 2:31 | 1-2 | .500 | 0-0 | --- | 1-2 | .500 | 1-0-1 | 1 | 0 | 1 | 0 | 0 | 3 |
| vs. Kentucky (11.14) | | | | | | | | | | | | | | |
| vs. Chaminade (11.20) | | | | | | | | | | | | | | |
| vs. Marquette/UCLA (11.21) | | | | | | | | | | | | | | |
| vs. TBD (11.22) | | | | | | | | | | | | | | |
| EASTERN ILLINOIS (11.28) | | | | | | | | | | | | | | |
| UCONN (12.1) | | | | | | | | | | | | | | |
| KANSAS CITY (12.5) | | | | | | | | | | | | | | |
| MISSOURI (12.9) | | | | | | | | | | | | | | |
| at Indiana (12.18) | | | | | | | | | | | | | | |
| YALE (12.22) | | | | | | | | | | | | | | |
| vs. Wichita State (12.30) | | | | | | | | | | | | | | |
| TCU (1.6) | | | | | | | | | | | | | | |
| at UCF (1.10) | | | | | | | | | | | | | | |
| OKLAHOMA (1.13) | | | | | | | | | | | | | | |
| at Oklahoma State (1.16) | | | | | | | | | | | | | | |
| at West Virginia (1.20) | | | | | | | | | | | | | | |
| CINCINNATI (1.22) | | | | | | | | | | | | | | |
| at Iowa State (1.27) | | | | | | | | | | | | | | |
| OKLAHOMA STATE (1.30) | | | | | | | | | | | | | | |
| HOUSTON (2.3) | | | | | | | | | | | | | | |
| at Kansas State (2.5) | | | | | | | | | | | | | | |
| BAYLOR (2.10) | | | | | | | | | | | | | | |
| at Texas Tech (2.12) | | | | | | | | | | | | | | |
| at Oklahoma (2.17) | | | | | | | | | | | | | | |
| TEXAS (2.24) | | | | | | | | | | | | | | |
| BYU (2.27) | | | | | | | | | | | | | | |
| at Baylor (3.2) | | | | | | | | | | | | | | |

^ Starter

CAREER STATS

| SEASON | GP-GS | MIN/AVG | FG-FGA | PCT | 3FG-3FGA | PCT | FT-FTA | PCT | O-D-T | AVG | PF-FO | AST | TO | BLK | STL | PTS | AVG |
|--------------|------------|---------------|------------|-------------|------------|------------|------------|-------------|--------------|------------|------------|----------|----------|----------|----------|----------|------------|
| 2022-23 | 5-0 | 6/1.2 | 0-0 | --- | 0-0 | --- | 0-0 | --- | 0-1-1 | 0.1 | 3-0 | 0 | 1 | 0 | 0 | 0 | 0.0 |
| 2023-24 | 2-0 | 5/2.5 | 1-3 | .333 | 0-0 | --- | 1-4 | .250 | 1-1-2 | 1.0 | 1-0 | 0 | 2 | 0 | 0 | 3 | 1.5 |
| TOTAL | 7-0 | 11/1.6 | 1-3 | .333 | 0-0 | --- | 1-4 | .250 | 1-2-3 | 0.4 | 4-0 | 0 | 3 | 0 | 0 | 3 | 0.4 |

PARKER BRAUN

GR-Senior • F • 6-10 • 235 • Burlington, Kan. • Blue Valley Northwest HS • IG: @parkerlouisbraun

- Graduate transfer from Santa Clara who will be playing his sixth season of college basketball in 2023-24
- Began his career at Missouri, where he was a redshirt in 2018-19, and played two seasons before transferring to Santa Clara the past two seasons
- Came to Kansas with 109 games played and 65 starts, 570 points, 420 rebounds, 102 blocked shots and 39 steals for his career
- Comes from a basketball family, most notably his father (Donny) and brother (Christian) both played at Kansas
- Brother Christian was a member of Kansas' 2022 NCAA National Championship team and is a current member of the 2023 NBA Champion Denver Nuggets.
- Attended Blue Valley Northwest High School in Overland Park, Kansas
- Helped the Huskies capture the 2018 6A state championship, capping off a 21-4 season which ended on a 17-game winning streak
- Played AAU for MoKan Elite



CAREER HONORS

SEC Academic Honor Roll [2020]

MISCELLANEOUS

| | FR | SO | JR | SR | GR-SR | CAREER |
|---------------------|----|----|----|----|-------|--------|
| 10+ Points | - | - | 6 | 11 | 2 | 19 |
| 20+ Points | - | - | - | - | - | - |
| 5+ Rebounds | 1 | 1 | 13 | 20 | 2 | 37 |
| 10+ Rebounds | - | - | 3 | 2 | - | 5 |
| 2+ 3PT Field Goals | - | - | 3 | 3 | - | 6 |
| 2+ Steals | - | - | 5 | 1 | - | 6 |
| 2+ Blocks | 2 | 4 | 11 | 9 | 1 | 27 |
| Led Team in Pts. | - | - | - | - | - | - |
| Led Team in Rebs. | - | - | - | - | - | - |
| Led Team in Assists | - | - | - | - | - | - |
| Led Team in Blocks | - | - | - | - | 1 | 1 |
| Led Team in Steals | - | - | - | - | - | - |

BRAUN CAREER HIGHS

| | | |
|---------------------|----|--|
| Points | 19 | vs. Nevada (11.16.21) |
| Field Goals | 9 | vs. Nevada (11.16.21) |
| Field Goal Att. | 12 | vs. Wyoming (11.30.22) vs. Mount St. Mary's (12.7.21) |
| 3PT Field Goals | 2 | 6x, last vs. Portland St. (12.13.22) |
| 3PT Field Goal Att. | 4 | vs. San Francisco (3.4.23) |
| Free Throws | 5 | vs. Iona (11.26.22) |
| Free Throw Att. | 6 | vs. UC Irvine (12.15.22) |
| Rebounds | 12 | at Pacific (1.14.23) vs. Louisiana Tech (12.4.21) |
| Assists | 5 | 4x, last vs. Iona (11.26.22) |
| Blocks | 5 | vs. Montana (12.19.21) |
| Steals | 3 | vs. BYU (1.27.22) |
| Minutes | 40 | vs. San Francisco (3.4.23) |

2023-24 GAME-BY-GAME

| OPPONENT (Date) | MP | FG-A | PCT | 3PT-A | PCT | FT-A | PCT | O-D-T | PF | A | TO | BLK | ST | TP |
|-------------------------------|-------|------|-------|-------|-------|------|------|-------|----|---|----|-----|----|----|
| NORTH CAROLINA CENTRAL (11.6) | 20:37 | 5-6 | .833 | 0-1 | .000 | 0-0 | --- | 0-5-5 | 1 | 3 | 1 | 1 | 0 | 10 |
| MANHATTAN COLLEGE (11.10) | 17:04 | 4-4 | 1.000 | 1-1 | 1.000 | 1-2 | .500 | 1-4-5 | 2 | 2 | 2 | 3 | 0 | 10 |
| vs. Kentucky (11.14) | | | | | | | | | | | | | | |
| vs. Chaminade (11.20) | | | | | | | | | | | | | | |
| vs. Marquette/UCLA (11.21) | | | | | | | | | | | | | | |
| vs. TBD (11.22) | | | | | | | | | | | | | | |
| EASTERN ILLINOIS (11.28) | | | | | | | | | | | | | | |
| UCONN (12.1) | | | | | | | | | | | | | | |
| KANSAS CITY (12.5) | | | | | | | | | | | | | | |
| MISSOURI (12.9) | | | | | | | | | | | | | | |
| at Indiana (12.18) | | | | | | | | | | | | | | |
| YALE (12.22) | | | | | | | | | | | | | | |
| vs. Wichita State (12.30) | | | | | | | | | | | | | | |
| TCU (1.6) | | | | | | | | | | | | | | |
| at UCF (1.10) | | | | | | | | | | | | | | |
| OKLAHOMA (1.13) | | | | | | | | | | | | | | |
| at Oklahoma State (1.16) | | | | | | | | | | | | | | |
| at West Virginia (1.20) | | | | | | | | | | | | | | |
| CINCINNATI (1.22) | | | | | | | | | | | | | | |
| at Iowa State (1.27) | | | | | | | | | | | | | | |
| OKLAHOMA STATE (1.30) | | | | | | | | | | | | | | |
| HOUSTON (2.3) | | | | | | | | | | | | | | |
| at Kansas State (2.5) | | | | | | | | | | | | | | |
| BAYLOR (2.10) | | | | | | | | | | | | | | |
| at Texas Tech (2.12) | | | | | | | | | | | | | | |
| at Oklahoma (2.17) | | | | | | | | | | | | | | |
| TEXAS (2.24) | | | | | | | | | | | | | | |
| BYU (2.27) | | | | | | | | | | | | | | |
| at Baylor (3.2) | | | | | | | | | | | | | | |

^ Starter

CAREER STATS

| SEASON | GP-GS | MIN/AVG | FG-FGA | PCT | 3FG-3FGA | PCT | FT-FTA | PCT | O-D-T | AVG | PF-FO | AST | TO | BLK | STL | PTS | AVG |
|--------------|---------------|------------------|----------------|-------------|---------------|-------------|---------------|-------------|--------------------|------------|--------------|------------|------------|------------|-----------|------------|------------|
| 2019-20* | 24-0 | 142/5.9 | 15-20 | .750 | 0-1 | .000 | 3-8 | .375 | 7-17-24 | 1.0 | 20-0 | 6 | 8 | 13 | 4 | 33 | 1.4 |
| 2020-21* | 20-0 | 185/9.3 | 20-33 | .606 | 4-10 | .400 | 11-18 | .611 | 10-20-30 | 1.5 | 11-0 | 7 | 4 | 14 | 1 | 55 | 2.8 |
| 2021-22^ | 33-32 | 964/29.2 | 101-180 | .561 | 13-38 | .351 | 14-29 | .483 | 47-128-175 | 5.3 | 56-0 | 54 | 50 | 42 | 19 | 229 | 6.9 |
| 2022-23^ | 33-33 | 967/29.3 | 109-197 | .553 | 14-57 | .246 | 21-45 | .467 | 56-135-191 | 5.8 | 73-2 | 66 | 77 | 33 | 15 | 253 | 7.7 |
| 2023-24 | 2-0 | 37/18.5 | 9-10 | .900 | 1-2 | .500 | 1-2 | .500 | 1-9-10 | 5.0 | 3-0 | 5 | 3 | 4 | 0 | 20 | 10.0 |
| TOTAL | 112-63 | 2292/20.6 | 254-440 | .577 | 32-108 | .296 | 50-102 | .490 | 121-309-430 | 3.8 | 163-2 | 138 | 140 | 106 | 39 | 590 | 5.3 |

*AT MISSOURI; ^AT SANTA CLARA



KJ ADAMS JR.

Junior • F • 6-7 • 235 • Austin, Texas • Westlake HS • Twitter: @kj_atx • IG: @kjadams

- Big 12 Most Improved Player, All Big 12 Honorable Mention
- Started every game in 2022-23
- Had a solid freshman season where he played in 37 games with one start in Kansas' 2022 NCAA National Championship season.
- Was named to the 2022 Big 12 All-Freshman Team by the conference coaches
- A solid defender used in lock down situations, including the final 4.3 second of the NCAA title game against North Carolina
- Had a solid prep career at Westlake High School going 63-4 in his final two seasons
- Parents (football and basketball) and sister (volleyball) all played NCAA Division I sports

CAREER HONORS

- Academic All-Big 12 First Team [2023]
- Big 12 Most Improved Player [2023]
- All Big 12 Honorable Mention [2023]
- Big 12 Player of the Week (1.16.2023)
- Big 12 All-Freshman Team [2022]

MISCELLANEOUS

| | FR. | SO. | JR. | CAREER |
|---------------------|-----|-----|-----|--------|
| Double-Doubles | - | - | - | - |
| 10+ Points | - | 19 | 2 | 21 |
| 5+ Rebounds | - | 15 | 1 | 16 |
| 10+ Rebounds | - | - | - | - |
| 2+ Assists | 1 | 21 | 1 | 23 |
| 2+ 3PT Field Goals | - | - | - | - |
| 2+ Steals | - | 7 | - | 7 |
| 2+ Blocks | 2 | 6 | 1 | 9 |
| Led Team in Pts. | - | 1 | - | 1 |
| Led Team in Rebs. | - | 3 | - | 3 |
| Led Team in Assists | - | 2 | - | 2 |
| Led Team in Blocks | - | 14 | - | 14 |
| Led Team in Steals | 1 | 3 | - | 4 |

ADAMS CAREER HIGHS

| | | |
|---------------------|--|--|
| Points | 22 | vs. Oklahoma (1.10.23) |
| Field Goals | 9 | at Missouri (12.10.23) |
| Field Goal Att. | 13 | vs. Oklahoma (1.10.23) at Texas Tech (1.3.23) |
| 3PT Field Goals | - | |
| 3PT Field Goal Att. | 1 3x, last vs. West Virginia (2.25.23) | |
| Free Throws | 7 | vs. Baylor (2.18.23) |
| Free Throw Att. | 10 | at Kansas State (1.17.23) |
| Rebounds | 9 | vs. Omaha (11.7.22) |
| Assists | 5 | vs. West Virginia (2.25.23) |
| Blocks | 3 | vs. Southern Utah (11.18.22) |
| Steals | 4 | vs. Harvard (12.22.22) |
| Minutes | 37 | vs. West Virginia (2.25.23) |

2023-24 GAME-BY-GAME

| OPPONENT (Date) | MP | FG-A | PCT | 3PT-A | PCT | FT-A | PCT | O-D-T | PF | A | TO | BLK | ST | TP |
|--------------------------------|-------|------|------|-------|-----|------|-----|-------|----|---|----|-----|----|----|
| *NORTH CAROLINA CENTRAL (11.6) | 22:49 | 6-8 | .750 | 0-0 | --- | 0-0 | --- | 0-5-5 | 1 | 2 | 1 | 0 | 1 | 12 |
| *MANHATTAN COLLEGE (11.10) | 20:47 | 7-8 | .875 | 0-0 | --- | 0-0 | --- | 3-2-5 | 1 | 1 | 2 | 2 | 1 | 14 |
| vs. Kentucky (11.14) | | | | | | | | | | | | | | |
| vs. Chaminade (11.20) | | | | | | | | | | | | | | |
| vs. Marquette/UCLA (11.21) | | | | | | | | | | | | | | |
| vs. TBD (11.22) | | | | | | | | | | | | | | |
| EASTERN ILLINOIS (11.28) | | | | | | | | | | | | | | |
| UCONN (12.1) | | | | | | | | | | | | | | |
| KANSAS CITY (12.5) | | | | | | | | | | | | | | |
| MISSOURI (12.9) | | | | | | | | | | | | | | |
| at Indiana (12.18) | | | | | | | | | | | | | | |
| YALE (12.22) | | | | | | | | | | | | | | |
| vs. Wichita State (12.30) | | | | | | | | | | | | | | |
| TCU (1.6) | | | | | | | | | | | | | | |
| at UCF (1.10) | | | | | | | | | | | | | | |
| OKLAHOMA (1.13) | | | | | | | | | | | | | | |
| at Oklahoma State (1.16) | | | | | | | | | | | | | | |
| at West Virginia (1.20) | | | | | | | | | | | | | | |
| CINCINNATI (1.22) | | | | | | | | | | | | | | |
| at Iowa State (1.27) | | | | | | | | | | | | | | |
| OKLAHOMA STATE (1.30) | | | | | | | | | | | | | | |
| HOUSTON (2.3) | | | | | | | | | | | | | | |
| at Kansas State (2.5) | | | | | | | | | | | | | | |
| BAYLOR (2.10) | | | | | | | | | | | | | | |
| at Texas Tech (2.12) | | | | | | | | | | | | | | |
| at Oklahoma (2.17) | | | | | | | | | | | | | | |
| TEXAS (2.24) | | | | | | | | | | | | | | |
| BYU (2.27) | | | | | | | | | | | | | | |
| at Baylor (3.2) | | | | | | | | | | | | | | |

* Starter

CAREER STATS

| SEASON | GP-GS | MIN/AVG | FG-FGA | PCT | 3FG-3FGA | PCT | FT-FTA | PCT | O-D-T | AVG | PF-FO | AST | TO | BLK | STL | PTS | AVG |
|--------------|--------------|------------------|----------------|-------------|------------|-------------|---------------|-------------|------------------|------------|--------------|-----------|-----------|-----------|-----------|------------|------------|
| 2021-22 | 36-1 | 176/4.9 | 13-25 | .520 | 0-1 | .000 | 12-20 | .600 | 20-10-30 | 0.8 | 19-0 | 10 | 7 | 8 | 2 | 38 | 1.1 |
| 2022-23 | 36-36 | 985/27.3 | 156-251 | .620 | 0-3 | .000 | 68-112 | .610 | 74-82-156 | 4.3 | 106-3 | 70 | 55 | 29 | 27 | 380 | 10.6 |
| 2023-24 | 2-2 | 44/22.0 | 13-16 | .813 | 0-0 | --- | 0-0 | --- | 3-7-10 | 5.0 | 2-0 | 3 | 3 | 2 | 2 | 26 | 13.0 |
| TOTAL | 74-39 | 1200/16.2 | 182-292 | .623 | 0-4 | .000 | 80-132 | .606 | 97-99-196 | 2.6 | 128-3 | 83 | 65 | 39 | 31 | 444 | 5.9 |

NICOLAS TIMBERLAKE

GR-Senior • G • 6-4 • 195 • Braintree, Mass. • Kimball Union Academy • Twitter: @NickJTimberlake • IG: @ntimberlake25



- A transfer from Towson who entered the transfer portal following the 2022-23 season
- A two-time All-Colonial Athletics Association (CAA) First Team selection in 2022 and 2023
- Is Towson's all-time leader in three-point field goals made with 233 and three pointers attempted with 614
- Came to Kansas with career totals of 1,522 points (12.5 ppg), 470 rebounds (3.9 rpg), 193 assists (1.6) and 100 steals (2.5).
- Prior to Towson, Timberlake played the 2017-18 season at Kimball Union Academy prep school in New Hampshire
- Graduated from Braintree High School in 2017.
- Father, Jeff, played basketball at Boston University (1985-86 to 1988-89) and was inducted into the BU Athletics Hall of Fame in 1999

CAREER HONORS

- NABC All-District 10 First Team [2023]
- Colonial Athletic Association All-Tournament Team [2023]
- All-Colonial Athletic Association First Team [2023]
- All-Colonial Athletic Association First Team [2022]
- CAA Commissioner's Academic Honor Roll [2022]
- Las Vegas Invitational All-Tournament Team [2021]
- Colonial Athletic Association Sixth Man of the Year [2020]

MISCELLANEOUS

| | FR | RS-FR | SO | JR | SR | GR-SR | CAREER |
|---------------------|----|-------|----|----|----|-------|--------|
| 10+ Points | 3 | 6 | 12 | 21 | 15 | 1 | 58 |
| 20+ Points | - | - | 1 | 6 | 12 | - | 19 |
| 5+ Rebounds | 1 | 11 | 7 | 11 | 14 | 1 | 45 |
| 3+ Assists | 2 | 1 | 1 | 9 | 13 | - | 26 |
| 3+ 3PT Field Goals | 1 | 1 | 5 | 10 | 16 | 1 | 34 |
| 2+ Steals | 3 | 5 | 4 | 9 | 7 | - | 28 |
| 2+ Blocks | - | 1 | - | - | 1 | - | 2 |
| Led Team in Pts. | - | - | - | - | - | - | - |
| Led Team in Rebs. | - | - | - | - | - | - | - |
| Led Team in Assists | - | - | - | - | - | - | - |
| Led Team in Blocks | - | - | - | - | - | - | - |
| Led Team in Steals | - | - | - | - | - | - | - |

TIMBERLAKE CAREER HIGHS

| | | |
|---------------------|----|---------------------------------|
| Points | 34 | at Col. of Charleston (2.23.23) |
| Field Goals | 12 | at Hofstra (2.2.23) |
| Field Goal Att. | 21 | at Hofstra (2.2.23) |
| 3PT Field Goals | 7 | vs. Delaware (2.16.23) |
| 3PT Field Goal Att. | 12 | vs. Col. of Charleston (3.6.23) |
| Free Throws | 10 | at UNCW (2.25.23) |
| Free Throw Att. | 10 | at UNCW (2.25.23) |
| Rebounds | 9 | vs. Delaware (3.5.23) |
| Assists | 6 | at Stony Brook (1.7.23) |
| Blocks | 2 | at Pennsylvania (11.13.22) |
| Steals | 4 | Albany (11.7.22) |
| Minutes | 43 | at Drexel (2.11.23) |

2023-24 GAME-BY-GAME

| OPPONENT (Date) | MP | FG-A | PCT | 3PT-A | PCT | FT-A | PCT | O-D-T | PF | A | TO | BLK | ST | TP |
|-------------------------------|-------|------|------|-------|------|------|-------|-------|----|---|----|-----|----|----|
| NORTH CAROLINA CENTRAL (11.6) | 20:22 | 4-5 | .800 | 3-4 | .750 | 2-2 | 1.000 | 0-0-0 | 0 | 1 | 1 | 0 | 0 | 13 |
| MANHATTAN COLLEGE (11.10) | 18:46 | 1-4 | .250 | 0-3 | .000 | 0-0 | --- | 0-5-5 | 3 | 0 | 3 | 0 | 0 | 2 |
| vs. Kentucky (11.14) | | | | | | | | | | | | | | |
| vs. Chamaine (11.20) | | | | | | | | | | | | | | |
| vs. Marquette/UCLA (11.21) | | | | | | | | | | | | | | |
| vs. TBD (11.22) | | | | | | | | | | | | | | |
| EASTERN ILLINOIS (11.28) | | | | | | | | | | | | | | |
| UCONN (12.1) | | | | | | | | | | | | | | |
| KANSAS CITY (12.5) | | | | | | | | | | | | | | |
| MISSOURI (12.9) | | | | | | | | | | | | | | |
| at Indiana (12.18) | | | | | | | | | | | | | | |
| YALE (12.22) | | | | | | | | | | | | | | |
| vs. Wichita State (12.30) | | | | | | | | | | | | | | |
| TCU (1.6) | | | | | | | | | | | | | | |
| at UCF (1.10) | | | | | | | | | | | | | | |
| OKLAHOMA (1.13) | | | | | | | | | | | | | | |
| at Oklahoma State (1.16) | | | | | | | | | | | | | | |
| at West Virginia (1.20) | | | | | | | | | | | | | | |
| CINCINNATI (1.22) | | | | | | | | | | | | | | |
| at Iowa State (1.27) | | | | | | | | | | | | | | |
| OKLAHOMA STATE (1.30) | | | | | | | | | | | | | | |
| HOUSTON (2.3) | | | | | | | | | | | | | | |
| at Kansas State (2.5) | | | | | | | | | | | | | | |
| BAYLOR (2.10) | | | | | | | | | | | | | | |
| at Texas Tech (2.12) | | | | | | | | | | | | | | |
| at Oklahoma (2.17) | | | | | | | | | | | | | | |
| TEXAS (2.24) | | | | | | | | | | | | | | |
| BYU (2.27) | | | | | | | | | | | | | | |
| at Baylor (3.2) | | | | | | | | | | | | | | |

^ Starter

CAREER STATS

| SEASON | GP-GS | MIN/AVG | FG-FGA | PCT | 3FG-3FGA | PCT | FT-FTA | PCT | O-D-T | AVG | PF-FO | AST | TO | BLK | STL | PTS | AVG |
|--------------|---------------|------------------|-----------------|-------------|----------------|-------------|----------------|-------------|-------------------|------------|--------------|------------|------------|-----------|------------|-------------|-------------|
| 2018-19* | 9-5 | 181/20.1 | 23-58 | .397 | 5-21 | .238 | 7-13 | .538 | 8-17-25 | 2.8 | 17-1 | 12 | 9 | 0 | 8 | 58 | 6.4 |
| 2019-20* | 28-0 | 555/19.8 | 60-163 | .368 | 27-82 | .329 | 25-38 | .658 | 23-74-97 | 3.5 | 45-0 | 24 | 24 | 5 | 19 | 172 | 6.1 |
| 2020-21* | 18-18 | 536/29.8 | 71-199 | .357 | 31-98 | .316 | 44-54 | .815 | 15-55-70 | 3.9 | 32-0 | 14 | 30 | 4 | 12 | 217 | 12.1 |
| 2021-22* | 34-34 | 1128/33.2 | 166-379 | .438 | 78-192 | .406 | 81-101 | .802 | 17-131-148 | 4.4 | 60-0 | 64 | 60 | 7 | 28 | 491 | 14.4 |
| 2022-23* | 33-33 | 1177/35.7 | 197-433 | .455 | 92-221 | .416 | 98-116 | .845 | 17-113-130 | 3.9 | 68-0 | 79 | 78 | 12 | 33 | 584 | 17.7 |
| 2023-24 | 2-0 | 39/19.5 | 5-9 | .556 | 3-7 | .428 | 2-2 | 1.000 | 0-5-5 | 2.5 | 3-0 | 1 | 4 | 0 | 0 | 15 | 7.5 |
| TOTAL | 124-90 | 3612/29.1 | 522-1241 | .421 | 236-621 | .380 | 257-324 | .793 | 80-395-475 | 3.8 | 225-1 | 194 | 205 | 28 | 100 | 1537 | 12.4 |

*AT TOWSON



WILDER EVERS

RS-Freshman • G • 6-4 • 185 • Birmingham, Ala. • Oak Mountain HS • Twitter: @EversWilder • IG: @wilderevers

- A walk-on from Birmingham, Alabama, who provides depth at the guard spots
- Comes from a family with Kansas ties as his brother plays baseball for KU and his parents competed in track and field at KU
- Helped lead Oak Mountain High School to three consecutive trips to Alabama's 7A state quarterfinals, including Final Four appearances in 2020 and 2021 and a state title in 2021
- The 2021 state championship was the first in Oak Mountain history
- A two-time all-county selection his junior and senior seasons
- Played for Chris Love at Oak Mountain
- Averaged 11.8 points, 4.3 rebounds and 3.0 assists per game his senior season



JUSTIN CROSS

Junior • F • 6-8 • 200 • Oak Park, Ill. • Oak Park River Forest HS • Twitter: @JCross_4 • IG: @justin.cross4

- An invited walk-on who played junior college basketball at John A. Logan College in Carterville, Illinois
- Started three of 35 games played and averaged 2.8 points, 4.4 rebounds and 1.4 blocked shots per game his sophomore season
- John A. Logan College won the 2023 NJCAA D1 National Championship, boasting a 33-2 record
- Averaged 12 minutes, 3.3 points and 3.0 rebounds in the Vols four victories in the NJCAA Tournament
- Had a career-high 10 points versus Lake Land College (2/25), going 4-for-5 from the field
- Played high school at Oak Park River Forest HS in Oak Park, Illinois
- Father, Gene, played college basketball at Illinois (1990-94) and coached at UIC, DePaul, Virginia and Notre Dame as an assistant and was head coach at Toledo from 2008-10



CHRIS CARTER

RS-Freshman • G • 6-4 • 190 • Indio, Calif. • Shadow Hills HS • IG: @chr.x.2

- An invited walk-on who was a redshirt at Cal State Northridge in 2022-23 and entered the transfer portal in May 2023
- Will provide depth at both guard positions
- Played AAU basketball for Elev8Elite
- Played three seasons at Shadow Hills High School in Indio, Calif.
- Earned several awards including Desert Empire League MVP in 2022 and first-team all-league twice
- Helped his team win the CIF-SS Division 3 title in 2020 while his team won the league championship in 2020 and 2022
- Also was a high jumper on the track & field team as a junior and senior
- Won the Desert League High Jump championship in 2021 before finishing as runner-up in 2022



PATRICK CASSIDY

Junior • G • 6-1 • 185 • Columbus, Kan. • Columbus Unified HS • Twitter: @patrickcassidy • IG: @patrickcassidy14

- An invited walk-on who will provide depth at the point guard position
- Was a two-year manager for the Kansas men's basketball program, including the 2021-22 NCAA National Championship season
- A 2020 all-state selection at Columbus Unified High School (CUHS)
- Was named to the Kansas Basketball Coaches Association (KBCA) Class 3A All-State First Team in 2020
- Scored more than 1,000 points for his career
- A four-sport athlete while at Columbus, also playing football, baseball and track & field
- Racked up more than 1,500 combined yards as a quarterback, scoring 25 touchdowns at CUHS
- An all-conference all-academic selection who was the Class of 2020 valedictorian at CUHS



ZACH CLEMENCE

Junior • F • 6-11 • 230 • San Antonio, Texas • Sunrise Christian Academy (Kan.) • Twitter: @BIGZTEXAS • IG: @zachary_clemence

- Plans to redshirt the 2023-24 season
- Had a solid freshman season where he appeared in 24 games in Kansas' 2022 NCAA National Championship season.
- A great shooter and being 6-foot-10, can play multiple positions and be a tough matchup
- Played his junior and senior seasons at Sunrise Academy in Bel Aire, Kansas, which is near Wichita
- Was ranked No. 34 by ESPN100, No. 35 by Rivals.com and No. 40 by 247Sports.com following his senior high school season.
- Grew up on a ranch before moving away to play prep basketball
- Attended Bill Self Basketball Camp and one of his counselors was 2021-22 super-senior Mitch Lightfoot



CHARLIE MCCARTHY

RS-Sophomore • G • 6-2 • 195 • Rancho Mirage, Calif. • Shadow Hills HS • IG: @chmac.13

- A member of Kansas' 2022 NCAA National Championship team.
- Comes from a KU family as both parents are two of 23 family members who have graduated from KU with many still residing in the Lawrence, Kansas City and Salina, Kansas, areas.
- Averaged 12.0 points, 8.0 rebounds, 5.0 assists and 1.5 steals per game in 2020-21 at Shawdow Hills HS in Indio, Calif.
- Averaged 11.5 points per game his junior year at Palm Desert HS in Palm Desert, Calif., where his team advanced to state.
- Earned all-league honors his junior and senior seasons.
- His father, Kent, played baseball at KU.
- Has an older sister, Annie, who attends KU, and a younger sister, Molly, who is a freshman on the KU volleyball team.
- Great grandfather was Howard Engleman, who played basketball at KU for coach Phog Allen and had his KU jersey retired in 2003.
- As a youth, attended numerous Kansas Bill Self Basketball Camps.

2023-24 OVERALL STATS

Game Records

| Record | Overall | Home | Away | Neutral |
|----------------|---------|------|------|---------|
| ALL GAMES | 2-0 | 2-0 | 0-0 | 0-0 |
| CONFERENCE | 0-0 | 0-0 | 0-0 | 0-0 |
| NON-CONFERENCE | 2-0 | 2-0 | 0-0 | 0-0 |

Score by Periods

| Team | 1st | 2nd | OT | TOT |
|-----------|-----|-----|----|-----|
| Kansas | 103 | 95 | 0 | 198 |
| Opponents | 37 | 80 | 0 | 117 |

Team Box Score

| No. | Player | | | | Total | | 3-Point | | F-Throw | | Rebounds | | | | | | | | | | | |
|------------------|---------------------|----------|------------|------|---------------|-------------|--------------|-------------|--------------|-------------|-----------|-----------|-----------|-------------|-----------|----------|-----------|-----------|-----------|-----------|------------|-------------|
| | | GP-GS | MIN | AVG | FG-FGA | FG% | 3FG-3FGA | 3FG% | FT-FTA | FT% | OFF | DEF | TOT | AVG | PF | DQ | A | TO | BLK | STL | PTS | AVG |
| 1 | DICKINSON, Hunter | 2-2 | 44:05 | 22.0 | 15-23 | .652 | 4-4 | 1.000 | 5-6 | .833 | 5 | 11 | 16 | 8.0 | 2 | 0 | 7 | 1 | 3 | 2 | 39 | 19.5 |
| 15 | MCCULLAR JR., Kevin | 2-2 | 49:36 | 24.8 | 13-21 | .619 | 5-12 | .417 | 6-6 | 1.000 | 0 | 13 | 13 | 6.5 | 1 | 0 | 9 | 3 | 1 | 2 | 37 | 18.5 |
| 24 | ADAMS, JR., KJ | 2-2 | 43:36 | 21.8 | 13-16 | .813 | 0-0 | .000 | 0-0 | .000 | 3 | 7 | 10 | 5.0 | 2 | 0 | 3 | 3 | 2 | 2 | 26 | 13.0 |
| 10 | FURPHY, Johnny | 2-0 | 37:13 | 18.6 | 8-14 | .571 | 5-11 | .455 | 0-0 | .000 | 2 | 6 | 8 | 4.0 | 4 | 0 | 2 | 2 | 0 | 1 | 21 | 10.5 |
| 23 | BRAUN, Parker | 2-0 | 37:41 | 18.8 | 9-10 | .900 | 1-2 | .500 | 1-2 | .500 | 1 | 9 | 10 | 5.0 | 3 | 0 | 5 | 3 | 4 | 0 | 20 | 10.0 |
| 13 | JACKSON, Elmarko | 2-2 | 50:20 | 25.2 | 6-11 | .545 | 1-4 | .250 | 4-4 | 1.000 | 0 | 3 | 3 | 1.5 | 4 | 0 | 15 | 2 | 1 | 1 | 17 | 8.5 |
| 25 | TIMBERLAKE, Nicolas | 2-0 | 39:08 | 19.6 | 5-9 | .556 | 3-7 | .429 | 2-2 | 1.000 | 0 | 5 | 5 | 2.5 | 3 | 0 | 1 | 4 | 0 | 0 | 15 | 7.5 |
| 20 | JANKOVICH, Michael | 2-0 | 15:40 | 7.8 | 4-5 | .800 | 3-4 | .750 | 0-0 | .000 | 0 | 1 | 1 | 0.5 | 0 | 0 | 0 | 1 | 0 | 0 | 11 | 5.5 |
| 11 | MCDOWELL, Jamari | 1-0 | 13:42 | 13.7 | 1-4 | .250 | 1-2 | .500 | 2-2 | 1.000 | 2 | 4 | 6 | 6.0 | 0 | 0 | 1 | 1 | 0 | 1 | 5 | 5.0 |
| 12 | EVERS, Wilder | 1-0 | 07:41 | 7.7 | 1-1 | 1.000 | 0-0 | .000 | 0-0 | .000 | 0 | 0 | 0 | 0.0 | 1 | 0 | 1 | 0 | 0 | 0 | 2 | 2.0 |
| 22 | WILHITE, Dillon | 2-0 | 07:25 | 3.7 | 1-3 | .333 | 0-0 | .000 | 1-4 | .250 | 1 | 1 | 2 | 1.0 | 3 | 0 | 0 | 2 | 0 | 0 | 3 | 1.5 |
| 3 | HARRIS JR., Dajuan | 2-2 | 48:59 | 24.5 | 1-4 | .250 | 0-2 | .000 | 0-0 | .000 | 0 | 5 | 5 | 2.5 | 4 | 0 | 15 | 2 | 1 | 2 | 2 | 1.0 |
| 14 | CASSIDY, Patrick | 1-0 | 04:54 | 4.9 | 0-2 | .000 | 0-1 | .000 | 0-0 | .000 | 0 | 0 | 0 | 0.0 | 1 | 0 | 0 | 0 | 0 | 0 | 0 | 0.0 |
| Team | | | | | | | | | | | 1 | 2 | 3 | | | | | | | | | |
| Total | | 2 | 400 | | 77-123 | .626 | 23-49 | .469 | 21-26 | .808 | 15 | 67 | 82 | 41.0 | 28 | 0 | 59 | 24 | 12 | 11 | 198 | 99.0 |
| Opponents | | 2 | 400 | | 43-125 | .344 | 14-49 | .286 | 17-29 | .586 | 21 | 34 | 55 | 27.5 | 29 | 0 | 17 | 27 | 2 | 12 | 117 | 58.5 |

Team Statistics

| | KU | OPP |
|------------------------|---------------|---------------|
| Scoring | 198 | 117 |
| Points per game | 99.0 | 58.5 |
| Scoring margin | +40.5 | - |
| Field goals-att | 77-123 | 43-125 |
| Field goal pct | .626 | .344 |
| 3 point fg-att | 23-49 | 14-49 |
| 3-point FG pct | .469 | .286 |
| 3-pt FG made per game | 11.5 | 7.0 |
| Free throws-att | 21-26 | 17-29 |
| Free throw pct | .808 | .586 |
| F-Throws made per game | 10.5 | 8.5 |
| Rebounds | 82 | 55 |
| Rebounds per game | 41.0 | 27.5 |
| Rebounding margin | +13.5 | - |
| Assists | 59 | 17 |
| Assists per game | 29.5 | 8.5 |
| Turnovers | 24 | 27 |
| Turnovers per game | 12.0 | 13.5 |
| Turnover margin | +1.5 | - |
| Assist/turnover ratio | 2.5 | 0.6 |
| Steals | 11 | 12 |
| Steals per game | 5.5 | 6.0 |
| Blocks | 12 | 2 |
| Blocks per game | 6.0 | 1.0 |
| Winning streak | 2 | - |
| Home win streak | 2 | - |
| Attendance | 32600 | 0 |
| Home games-Avg/Game | 2-16300 | 0-0 |
| Neutral site-Avg/Game | - | 0-0 |

Team Results

| Date | Opponent | | Score | Att. |
|------------|--------------|---|-------|-------|
| 11/06/2023 | N.C. Central | W | 99-56 | 16300 |
| 11/10/2023 | Manhattan | W | 99-61 | 16300 |

2023-24 INDIVIDUAL SUPERLATIVES

| CATEGORY | KANSAS | OPPONENT |
|-------------------------------|--|---|
| Points Scored | 22 by Kevin McCullar Jr. vs. North Carolina Central (11.6.23) | 16 by Seydou Traore of Manhattan College (11.10.23) |
| Total Field Goals | 8 by Kevin McCullar Jr. and Hunter Dickinson vs. North Carolina Central (11.6.23) | 6 by Seydou Traore of Manhattan College (11.10.23) |
| Total FGs Attempted | 12 by Kevin McCullar Jr. vs. North Carolina Central (11.6.23) | 13 by Seydou Traore of Manhattan College (11.10.23) |
| Highest FG% (5 made) | 88.9 (8-9) by Hunter Dickinson vs. North Carolina Central (11.6.23) | 80.0 (4-5) by Josh Smith of North Carolina Central (11.6.23) |
| Highest FG% (10 made) | - | - |
| 3-Point Field Goals | 4 by Kevin McCullar Jr. vs. North Carolina Central (11.6.23) | 3 by Perry Cowan of Manhattan College (11.10.23) |
| 3-Pt. FGs Attempted | 7 by Kevin McCullar Jr. vs. North Carolina Central (11.6.23) 7 by Johnny Furphy vs. Manhattan College (11.10.23) | 5 by Perry Cowan of Manhattan College (11.10.23) |
| 3-Point FG% (min. 3 made) | 100.0 (3-3) by Hunter Dickinson vs. North Carolina Central (11.6.23) | 60.0 (3-5) by Perry Cowan of Manhattan College (11.10.23) |
| Free Throws | 4 by Kevin McCullar Jr. vs. Manhattan College (11.10.23) | 4 by Seydou Traore of Manhattan College (11.10.23) |
| Free Throws Attempted | 4 by Kevin McCullar Jr. vs. Manhattan College (11.10.23) | 4 by Seydou Traore of Manhattan College (11.10.23) |
| Free Throw % (min. 5 made) | - | - |
| Offensive Rebounds | 3 by Hunter Dickinson and KJ Adams Jr. vs. Manhattan College (11.10.23) | 3 by Emmanuel Izunabor of North Carolina Central (11.6.23) |
| Defensive Rebounds | 7 by Kevin McCullar Jr. vs. Manhattan College (11.10.23) | 6 by Seydou Traore of Manhattan College (11.10.23) |
| Total Rebounds | 8 by Hunter Dickinson vs. Manhattan College (11.10.23) | 8 by Seydou Traore of Manhattan College (11.10.23) |
| Assists | 10 by Dajuan Harris Jr. vs. North Carolina Central (11.6.23) 10 by Elmarko Jackson vs. Manhattan College (11.10.23) | 3 by Fred Cleveland Jr. of North Carolina Central (11.6.23) |
| Turnovers | 3 by Nicolas Timberlake vs. Manhattan College (11.10.23) | 4 by Fred Cleveland Jr. of North Carolina Central (11.6.23) |
| Blocked Shots | 3 by Parker Braun vs. Manhattan College (11.10.23) | 1 by Keishon Porter of North Carolina Central (11.6.23) |
| Steals | 2 by Kevin McCullar Jr. vs. Manhattan College (11.10.23) | 3 by Keishon Porter of North Carolina Central (11.6.23) 3 by Seydou Traore of Manhattan College (11.10.23) |
| Minutes Played (including OT) | 29 by Elmarko Jackson vs. Manhattan College (11.10.23) | 33 by Brett Rumpel of Manhattan College (11.10.23) |

TEAM SUPERLATIVES

| KANSAS HIGH | KANSAS LOW | CATEGORY | OPPONENT HIGH | OPPONENT LOW |
|---|--|-------------------------------|--|--|
| 99 vs. Manhattan College (11.10.23) | 99 vs. North Carolina Central (11.6.23) | Points | 61 by Manhattan College (11.10.23) | 56 by North Carolina Central (11.6.23) |
| 59 (1st) vs. North Carolina Central (11.6.23) | 40 vs. North Carolina Central (11.6.23) | Points/Half | 42 (2nd) by Manhattan College (11.10.23) | 18 (1st) by North Carolina Central (11.6.23) |
| - | - | Points/OT | - | - |
| 39 vs. North Carolina Central (11.6.23) | 38 vs. Manhattan College (11.10.23) | Field Goals | 23 by Manhattan College (11.10.23) | 20 by North Carolina Central (11.6.23) |
| 67 vs. Manhattan College (11.10.23) | 56 vs. North Carolina Central (11.6.23) | Field Goal Attempts | 68 by Manhattan College (11.10.23) | 57 by North Carolina Central (11.6.23) |
| 69.6 (39-56) vs. North Carolina Central (11.6.23) | 56.7 (38-67) vs. Manhattan College (11.10.23) | Field Goal Percentage | 35.1 (20-57) by North Carolina Central (11.6.23) | 33.8 (23-68) by Manhattan College (11.10.23) |
| 13 vs. North Carolina Central (11.6.23) | 10 vs. Manhattan College (11.10.23) | 3-Point Field Goals | 8 by Manhattan College (11.10.23) | 6 by North Carolina Central (11.6.23) |
| 26 vs. Manhattan College (11.10.23) | 23 vs. North Carolina Central (11.6.23) | 3-Point Field Goal Attempts | 26 by Manhattan College (11.10.23) | 23 by North Carolina Central (11.6.23) |
| 56.5 (13-23) vs. North Carolina Central (11.6.23) | 38.5 (10-26) vs. Manhattan College (11.10.23) | 3-Point Field Goal Percentage | 30.8 (8-26) by Manhattan College (11.10.23) | 26.1 (6-23) by North Carolina Central (11.6.23) |
| 13 vs. Manhattan College (11.10.23) | 8 vs. North Carolina Central (11.6.23) | Free Throws Made | 10 by North Carolina Central (11.6.23) | 7 by Manhattan College (11.10.23) |
| 16 vs. Manhattan College (11.10.23) | 10 vs. North Carolina Central (11.6.23) | Free Throw Attempts | 18 by North Carolina Central (11.6.23) | 11 by Manhattan College (11.10.23) |
| 81.3 (13-16) vs. Manhattan College (11.10.23) | 80.0 (8-10) vs. North Carolina Central (11.6.23) | Free Throw Percentage | 63.6 (7-11) by Manhattan College (11.10.23) | 55.6 (10-18) by North Carolina Central (11.6.23) |
| 11 vs. Manhattan College (11.10.23) | 4 vs. North Carolina Central (11.6.23) | Offensive Rebounds | 12 by Manhattan College (11.10.23) | 9 by North Carolina Central (11.6.23) |
| 34 vs. Manhattan College (11.10.23) | 33 vs. North Carolina Central (11.6.23) | Defensive Rebounds | 20 by Manhattan College (11.10.23) | 14 by North Carolina Central (11.6.23) |
| 45 vs. Manhattan College (11.10.23) | 37 vs. North Carolina Central (11.6.23) | Rebounds | 32 by Manhattan College (11.10.23) | 23 by North Carolina Central (11.6.23) |
| 15 vs. Manhattan College (11.10.23) | 13 vs. North Carolina Central (11.6.23) | Fouls | 16 by Manhattan College (11.10.23) | 13 by North Carolina Central (11.6.23) |
| - | - | DQs | - | - |
| 34 vs. North Carolina Central (11.6.23) | 25 vs. Manhattan College (11.10.23) | Assists | 10 by Manhattan College (11.10.23) | 7 by North Carolina Central (11.6.23) |
| 14 vs. Manhattan College (11.10.23) | 10 vs. North Carolina Central (11.6.23) | Turnovers | 18 by Manhattan College (11.10.23) | 9 by North Carolina Central (11.6.23) |
| 9 vs. Manhattan College (11.10.23) | 3 vs. North Carolina Central (11.6.23) | Blocked Shots | 1 by Manhattan College (11.10.23) | 1 by North Carolina Central (11.6.23) |
| 7 vs. Manhattan College (11.10.23) | 4 vs. North Carolina Central (11.6.23) | Steals | 7 by North Carolina Central (11.6.23) | 5 by Manhattan College (11.10.23) |

2023-24 INDIVIDUAL LEADERS GAME-BY-GAME

| OPPONENT | SCORE | W/L | POINTS | REBOUNDS | ASSISTS | STEALS | BLOCKS |
|-------------------------------|-------|-----|-----------------------|--------------------|--------------------|------------------------------------|--------------------|
| NORTH CAROLINA CENTRAL (11/6) | 99-56 | W | 22-Kevin McCullar Jr. | 8-Hunter Dickinson | 10-Dajuan Harris | 1-Adams, Dickinson, Harris, Furphy | 2-Hunter Dickinson |
| MANHATTAN COLLEGE (11/10) | 99-61 | W | 18-Hunter Dickinson | 8-Hunter Dickinson | 10-Elmarko Jackson | 2-Kevin McCullar Jr. | 3-Parker Braun |

2023-24 LEAD/DEFICIT BREAKDOWN GAME-BY-GAME

| Opponent | FIRST HALF SCORE | | | SECOND HALF SCORE | | | FINAL SCORE | | | LARGEST | | TIMES | LEAD | TIME LED |
|-------------------------------|------------------|-------------|--------------|-------------------|-------------|-------------|-------------|-------------|--------------|---------|---------|-------|---------|---------------|
| | KU | OPP | MARGIN | KU | OPP | MARGIN | KU | OPP | MARGIN | LEAD | DEFICIT | TIED | CHANGES | MIN. (40 max) |
| NORTH CAROLINA CENTRAL (11/6) | 59 | 18 | +41 | 40 | 38 | +2 | 99 | 56 | +43 | 55 | 0 | 0 | 0 | 39:37 |
| MANHATTAN COLLEGE (11/10) | 44 | 19 | +25 | 55 | 42 | +13 | 99 | 61 | +38 | 43 | 0 | 0 | 0 | 39:30 |
| TOTALS | 103 | 37 | +66 | 95 | 80 | +15 | 198 | 117 | +81 | | | | | |
| GM - OVERALL | 51.5 | 18.5 | +33.0 | 47.5 | 40.0 | +7.5 | 99.0 | 58.5 | +40.5 | | | | | |
| CONFERENCE TOTALS | - | - | - | - | - | - | - | - | - | | | | | |
| AVG/GM - CONFERENCE | - | - | - | - | - | - | - | - | - | | | | | |

2023-24 SPECIALTY SCORING STATS

| Opponent | PAINT | | | OFF TURNOVERS | | | 2ND CHANCE | | | FAST BREAK | | | BENCH | | |
|-------------------------------|-------------|-------------|--------------|---------------|-------------|-------------|------------|------------|--------------|-------------|------------|--------------|-------------|-------------|--------------|
| | KU | OPP | MARGIN | KU | OPP | MARGIN | KU | OPP | MARGIN | KU | OPP | MARGIN | KU | OPP | MARGIN |
| NORTH CAROLINA CENTRAL (11/6) | 48 | 20 | +28 | 13 | 10 | +3 | 5 | 11 | -6 | 22 | 7 | +15 | 36 | 31 | +5 |
| MANHATTAN COLLEGE (11/10) | 50 | 20 | +30 | 22 | 19 | +3 | 11 | 7 | +4 | 14 | 6 | +8 | 41 | 21 | +20 |
| TOTALS | 98 | 40 | +58 | 35 | 29 | +6 | 16 | 18 | (2) | 36 | 13 | +23 | 77 | 52 | +25 |
| AVG/GM - OVERALL | 49.0 | 20.0 | +29.0 | 17.5 | 14.5 | +3.0 | 8.0 | 9.0 | (1.0) | 18.0 | 6.5 | +11.5 | 38.5 | 26.0 | +12.5 |
| CONFERENCE TOTALS | - | - | - | - | - | - | - | - | - | - | - | - | - | - | - |
| AVG/GM - CONFERENCE | - | - | - | - | - | - | - | - | - | - | - | - | - | - | - |

KANSAS' RECORD WHEN...

| | | | |
|--|---|--------------|----------------|
| | 2023-24 | | |
| Leading At Half..... | 2-0 | | |
| Trailing At Half..... | - | | |
| Tied At Half..... | - | | |
| | | | |
| Leading With 5:00 Remaining in Regulation..... | 2-0 | | |
| Trailing With 5:00 Remaining in Regulation..... | - | | |
| Tied With 5:00 Remaining in Regulation..... | - | | |
| In Overtime..... | - | | |
| | | | |
| Kansas Outrebounds Opponent..... | 2-0 | | |
| Kansas Is Outrebounded..... | - | | |
| Kansas Is Tied in Rebounds..... | - | | |
| | | | |
| Kansas Commits More Turnovers..... | 1-0 | | |
| Opponent Commits More Turnovers..... | 1-0 | | |
| Kansas Is Tied in Turnovers..... | - | | |
| | | | |
| Kansas Has More Free Throw Attempts..... | 1-0 | | |
| Opponent Has More Free Throw Attempts..... | 1-0 | | |
| Kansas is Tied in Free Throw Attempts..... | - | | |
| | | | |
| Kansas Shoots 50% or Better..... | 2-0 | | |
| Kansas Shoots Less Than 50%..... | - | | |
| | | | |
| Opponent Shoots 50% or Better..... | - | | |
| Opponent Shoots Less Than 50%..... | 2-0 | | |
| | | | |
| Kansas Shoots Better Than Opponent..... | 2-0 | | |
| Opponent Shoots Better Than Kansas..... | - | | |
| Kansas and Opponent Tied in FG%..... | - | | |
| | | | |
| Kansas Bench Outscores Opponent Bench..... | 2-0 | | |
| Opponent Bench Outscores Kansas Bench..... | - | | |
| Kansas is Tied in Bench Points..... | - | | |
| | | | |
| Kansas Scores Between 0-59..... | - | | |
| Kansas Scores Between 60-69..... | - | | |
| Kansas Scores Between 70-79..... | - | | |
| Kansas Scores Between 80-89..... | - | | |
| Kansas Scores Between 90-99..... | 2-0 | | |
| Kansas Scores 100 or More..... | - | | |
| | | | |
| Opponent Scores Between 0-59..... | 1-0 | | |
| Opponent Scores Between 60-69..... | 1-0 | | |
| Opponent Scores Between 70-79..... | - | | |
| Opponent Scores Between 80-89..... | - | | |
| Opponent Scores 90 or More..... | - | | |
| | | | |
| On Mondays..... | 1-0 | | |
| On Tuesdays..... | - | | |
| On Wednesdays..... | - | | |
| On Thursdays..... | - | | |
| On Fridays..... | 1-0 | | |
| On Saturdays..... | - | | |
| On Sundays..... | - | | |
| | | | |
| In November..... | 2-0 | | |
| In December..... | - | | |
| In January..... | - | | |
| In February..... | - | | |
| In March..... | - | | |
| In April..... | - | | |
| | | | |
| On CBS..... | - | | |
| On ESPN..... | - | | |
| On ESPN2..... | - | | |
| On ESPNU..... | - | | |
| On Big 12 NOW on ESPN+..... | 2-0 | | |
| | | | |
| MISCELLANEOUS STREAKS | | | |
| Kansas' All-Time Record..... | 2,372-885 | | |
| Consecutive games with a 3-point field goal..... | 290 | | |
| Consecutive games opponent under 100 points..... | 106 | | |
| Number of 100-point games in Kansas history..... | 119 | | |
| Number of 100-point games in Bill Self era..... | 28 | | |
| KU's All-Time Overtime Record..... | 74-59 | | |
| KU's last OT game..... | 1/17/2023 (at Kansas State 83, Kansas 82) | | |
| Consecutive Allen Fieldhouse Sellouts (includes pandemic)..... | 354 | | |
| | | | |
| ATTENDANCE | | | |
| | G | TOTAL | AVERAGE |
| *Home (Allen Fieldhouse)..... | 2 | 32,600 | 16,300 |
| Away..... | - | - | - |
| Neutral..... | - | - | - |

2023-24 MISCELLANEOUS STATS

| | | | | | | | | | | | | | |
|--|---|---------------------------------|-------------------|--|-------------------|------------------|--------------------|---|---|----|-------|-------|-----|
| STARTING LINEUPS (1) | | | | | | | | | | | | | |
| (W-L) | 1 | 2 | 3 | 4 | 5 | | | | | | | | |
| 2-0 | Harris Jr. | Jackson | McCullar Jr. | Adams Jr. | Dickinson | | | | | | | | |
| WIN/LOSS MARGIN | | | | | | | | | | | | | |
| | 1 | 2 | 3 | 4 | 5 | 6 | 7 | 8 | 9 | 10 | 11-15 | 16-29 | 30+ |
| Wins | - | - | - | - | - | - | - | - | - | - | - | - | 2 |
| Losses | - | - | - | - | - | - | - | - | - | - | - | - | - |
| VIOLATIONS/TECHNICAL FOULS | | | | | | | | | | | | | |
| | <i>3-Seconds</i> | <i>5-Seconds</i> | <i>10-Seconds</i> | <i>Shot Clock Exp.</i> | <i>Lane Viol.</i> | <i>Technical</i> | <i>Goaltending</i> | | | | | | |
| Kansas | - | - | - | - | - | - | - | | | | | | |
| Opponent | - | - | - | 2 | - | - | 2 | | | | | | |
| LEADS AND DEFICITS | | | | | | | | | | | | | |
| KU's Biggest Halftime Lead | 41 (59-18) vs. North Carolina Central (11.6.23) | | | | | | | | | | | | |
| KU's Biggest Halftime Lead Blown | - | | | | | | | | | | | | |
| KU's Biggest Halftime Deficit | - | | | | | | | | | | | | |
| KU's Biggest Halftime Deficit Erased | - | | | | | | | | | | | | |
| KU's Biggest Overall Lead | 55 (95-40) vs. North Carolina Central (11.6.23) | | | | | | | | | | | | |
| KU's Biggest Win Total | 43 (99-56) vs. North Carolina Central (11.6.23) | | | | | | | | | | | | |
| KU's Biggest Loss Total | - | | | | | | | | | | | | |
| KU's Biggest Lead Blown | - | | | | | | | | | | | | |
| KU's Biggest Overall Deficit | - | | | | | | | | | | | | |
| KU's Biggest Deficit Overcome | - | | | | | | | | | | | | |
| JUMP BALLS CONTROLLED (INCLUDES OT) | | DOUBLE-FIGURE SCORING | | FIRST PLAYER OFF THE BENCH (sometimes multiple players) | | | | | | | | | |
| Kansas | 1 | Kevin McCullar Jr. | 2 | Nicolas Timberlake | 2 | | | | | | | | |
| Opponents | - | Nicolas Timberlake | 1 | | - | | | | | | | | |
| | - | KJ Adams Jr. | 2 | | - | | | | | | | | |
| | - | Parker Braun | 1 | | - | | | | | | | | |
| | - | Johnny Furphy | 1 | | - | | | | | | | | |
| HOW KU SCORED FIRST POINTS | | DOUBLE-FIGURE REBOUNDING | | DOUBLE-DOUBLES | | | | | | | | | |
| 3-Pointer | - | | - | | - | | | | | | | | |
| Jump Shot | - | | - | | - | | | | | | | | |
| Free Throw | - | | - | | - | | | | | | | | |
| Lay-In/Lay-Up | 2 | | - | | - | | | | | | | | |
| Dunk | - | | - | | - | | | | | | | | |
| Alley-Oop | - | | - | | - | | | | | | | | |
| Follow | - | | - | | - | | | | | | | | |
| WHO SCORED KU'S FIRST POINTS | | 20-PLUS POINT GAMES | | | | | | | | | | | |
| Hunter Dickinson | 1 | Kevin McCullar Jr. | 1 | | - | | | | | | | | |
| KJ Adams Jr. | 1 | Hunter Dickinson | 1 | | - | | | | | | | | |

| | | | | |
|--|---------------------|--------------|----------------------|------------------------------|
| INDIVIDUAL MISCELLANEOUS STATISTICS (*HUSTLE PLAYS) | | | | |
| NO. - PLAYER | *FLOOR BURNS | DUNKS | CHARGES DRAWN | FT-FTA (LAST 5:00/OT) |
| 1-Dickinson..... | - | 3 | - | - |
| 3-Harris Jr..... | - | - | 1 | - |
| 4-Cross..... | - | - | - | - |
| 5-Carter..... | - | - | - | - |
| 10-Furphy..... | - | - | - | - |
| 11-McDowell..... | - | - | - | - |
| 12-Evers..... | - | - | - | - |
| 13-Jackson..... | - | - | - | - |
| 14-Cassidy..... | - | - | - | - |
| 15-McCullar Jr..... | 1 | 2 | - | - |
| 20-Jankovich..... | - | - | - | - |
| 22-Wilhite..... | - | - | - | 0-2 |
| 23-Braun..... | 1 | 4 | - | 1-2 |
| 24-Adams Jr..... | 2 | 6 | - | - |
| 25-Timberlake..... | 2 | - | - | - |
| 41-Clemence..... | - | - | - | - |
| TOTALS | 6 | 15 | 1 | 1-4 (25.0%) |
| OPPONENTS | 1 | 2 | 1 | 6-11 (54.5%) |

BOX SCORES

1 #1/1 KANSAS 99, NORTH CAROLINA CENTRAL 56
Nov. 6, 2023 | Lawrence, Kan. | Allen Fieldhouse (16,300)

| N.C. Central - 56 | | Record: 0-1 | | | | | | | | | | | | | |
|-------------------|--------------------|-------------|--------|--------|---------|--------------------|-------------|----|----|----|-----|--------------|-----|--------------------|--------------------------|
| NO. | Name | Min | FG M-A | 3P M-A | FT M-A | Rebounds OR DR TOT | Fouls PF FD | TP | AS | TO | ST | Blocks BS BA | +/- | Shooting By Period | |
| 13 | Emmanuel Izunabor | C 21:39 | 3-6 | 0-0 | 1-3 | 3 1 4 | 1 2 | 7 | 0 | 0 | 1 | 0 | 0 | -32 | 1st FG% 7-30 23.3% |
| 0 | Fred Cleveland Jr. | G 24:53 | 2-12 | 0-7 | 2-2 | 1 3 4 | 1 3 | 6 | 3 | 4 | 0 | 0 | 2 | -19 | 3PT% 2-12 16.7% |
| 11 | Keishon Porter | G 24:48 | 0-3 | 0-1 | 0-0 | 2 0 2 | 3 0 | 0 | 0 | 0 | 3 | 1 | 0 | -40 | FT% 2-4 50% |
| 31 | Cobey Harraway | G 24:17 | 1-4 | 0-3 | 0-2 | 0 0 0 | 1 1 | 2 | 0 | 0 | 0 | 0 | 0 | -20 | 2nd FG% 13-27 48.1% |
| 35 | PoBoigh King | G 32:19 | 3-9 | 2-5 | 2-3 | 1 0 1 | 1 1 | 10 | 1 | 2 | 1 | 0 | 0 | -50 | 3PT% 4-11 36.4% |
| 10 | Devin Gordon | 10:59 | 0-1 | 0-1 | 0-0 | 0 0 0 | 1 1 | 0 | 1 | 0 | 0 | 0 | 0 | -20 | FT% 8-14 57.1% |
| 12 | Perry Smith Jr. | 18:21 | 3-4 | 0-0 | 2-4 | 2 3 5 | 2 2 | 8 | 0 | 0 | 0 | 0 | 0 | -11 | GM FG% 20-57 35.1% |
| 52 | Ja'Darius Harris | 22:47 | 4-11 | 2-3 | 2-2 | 0 0 0 | 1 2 | 12 | 1 | 2 | 1 | 1 | 1 | -28 | 3PT% 6-23 26.1% |
| 1 | Guy Faunteroy | 06:21 | 0-2 | 0-1 | 0-0 | 0 1 1 | 1 0 | 0 | 1 | 0 | 0 | 0 | 0 | -12 | FT% 10-18 55.6% |
| 30 | Josh Smith | 11:26 | 4-5 | 2-2 | 1-2 | 0 4 4 | 1 1 | 11 | 0 | 0 | 1 | 0 | 0 | 9 | Dead Ball Rebounds: 3, 0 |
| 3 | Terrence Crawford | 01:05 | 0-0 | 0-0 | 0-0 | 0 0 0 | 0 0 | 0 | 0 | 0 | 0 | 0 | 0 | 4 | |
| 5 | Timmy Adedire | 01:05 | 0-0 | 0-0 | 0-0 | 0 0 0 | 0 0 | 0 | 0 | 0 | 0 | 0 | 0 | 4 | |
| Team | | | | | | 0 2 2 | | 0 | | | | | | | |
| Totals | | 20:57 | 6:23 | 10:18 | 9 14 23 | 13 13 56 | 7 9 | 7 | 1 | 3 | -43 | | | | |

Technical Fouls: NONE

| Kansas - 99 | | Record: 1-0 | | | | | | | | | | | | | |
|---------------|--------------------|-------------|--------|--------|---------|--------------------|-------------|----|----|----|----|--------------|-----|--------------------|--------------------------|
| NO. | Name | Min | FG M-A | 3P M-A | FT M-A | Rebounds OR DR TOT | Fouls PF FD | TP | AS | TO | ST | Blocks BS BA | +/- | Shooting By Period | |
| 24 | KJ Adams, Jr. | F 22:49 | 6-8 | 0-0 | 0-0 | 0 5 5 | 1 3 | 12 | 2 | 1 | 1 | 0 | 0 | 34 | 1st FG% 22-28 78.6% |
| 1 | Hunter Dickinson | C 23:40 | 8-9 | 3-3 | 2-2 | 2 6 8 | 2 1 | 21 | 5 | 0 | 1 | 2 | 0 | 37 | 3PT% 9-12 75.0% |
| 3 | Dajuan Harris Jr. | G 24:43 | 0-0 | 0-0 | 0-0 | 0 4 4 | 1 1 | 0 | 10 | 2 | 1 | 0 | 0 | 33 | FT% 6-6 100% |
| 13 | Elmarko Jackson | G 21:17 | 3-5 | 0-1 | 2-2 | 0 1 1 | 3 2 | 8 | 5 | 1 | 0 | 0 | 1 | 31 | 2nd FG% 17-28 60.7% |
| 15 | Kevin McCullar Jr. | G 23:56 | 8-12 | 4-7 | 2-2 | 0 6 6 | 0 1 | 22 | 5 | 2 | 0 | 0 | 0 | 39 | 3PT% 4-11 36.4% |
| 25 | Nicolas Timberlake | 20:22 | 4-5 | 3-4 | 2-2 | 0 0 0 | 0 1 | 13 | 1 | 1 | 0 | 0 | 0 | 39 | FT% 2-4 50% |
| 10 | Johnny Furphy | 16:58 | 2-4 | 2-4 | 0-0 | 1 4 5 | 1 1 | 6 | 2 | 0 | 1 | 0 | 0 | 29 | GM FG% 39-56 69.6% |
| 23 | Parker Braun | 20:37 | 5-6 | 0-1 | 0-0 | 0 5 5 | 1 0 | 10 | 3 | 1 | 0 | 1 | 0 | 15 | 3PT% 13-23 56.5% |
| 20 | Michael Jankovich | 08:09 | 2-3 | 1-2 | 0-0 | 0 1 1 | 0 0 | 5 | 0 | 1 | 0 | 0 | 0 | -8 | FT% 8-10 80.0% |
| 12 | Wilder Evers | 07:41 | 1-1 | 0-0 | 0-0 | 0 0 0 | 1 1 | 2 | 1 | 0 | 0 | 0 | 0 | -10 | Dead Ball Rebounds: 1, 0 |
| 14 | Patrick Cassidy | 04:54 | 0-2 | 0-1 | 0-0 | 0 0 0 | 1 1 | 0 | 0 | 0 | 0 | 0 | 0 | -12 | |
| 22 | Dillon Wilhite | 04:54 | 0-1 | 0-0 | 0-2 | 0 1 1 | 2 1 | 0 | 0 | 1 | 0 | 0 | 0 | -12 | |
| Team | | | | | | 1 0 1 | | 0 | | | | | | | |
| Totals | | 39:56 | 13:23 | 8:10 | 4 33 37 | 13 13 99 | 34 10 | 4 | 3 | 1 | 43 | | | | |

Technical Fouls: NONE

| | NCC | | KAN | | Points from | NCC | | KAN | | Period by Period Scoring | | |
|------------------|---------------|---------------|---------------|-----|-------------|-----|-----|-----|----|--------------------------|--|--|
| | 1st | 2nd | 1st | 2nd | | 1st | 2nd | TOT | | | | |
| Biggest lead | 0 (1st 20:00) | 55 (2nd 5:03) | 10 | 13 | Turnovers | 10 | 13 | 18 | 38 | 56 | | |
| Best Scoring Run | 10 (2nd 0:20) | 13 (1st 8:49) | Paint | 20 | 48 | 11 | 5 | 59 | 40 | 99 | | |
| Lead Changes | 0 | | Second Chance | 7 | 22 | | | | | | | |
| Times Tied | 0 | | Fast Breaks | 31 | 36 | | | | | | | |
| Time with Lead | 00:00 | 39:37 | Bench | | | | | | | | | |

2 #1/1 KANSAS 99, MANHATTAN COLLEGE 61
Nov. 10, 2023 | Lawrence, Kan. | Allen Fieldhouse (16,300)

| Manhattan - 61 | | Record: 1-1 | | | | | | | | | | | | | |
|----------------|--------------------|-------------|--------|--------|----------|--------------------|-------------|----|----|----|-----|--------------|-----|--------------------|--------------------------|
| NO. | Name | Min | FG M-A | 3P M-A | FT M-A | Rebounds OR DR TOT | Fouls PF FD | TP | AS | TO | ST | Blocks BS BA | +/- | Shooting By Period | |
| 23 | Daniel Rouzan | F 22:41 | 2-6 | 0-0 | 0-1 | 3 0 3 | 2 2 | 4 | 0 | 3 | 0 | 1 | 2 | -32 | 1st FG% 9-33 27.3% |
| 0 | Seydou Traore | G 30:19 | 6-13 | 0-4 | 4-4 | 2 6 8 | 1 4 | 16 | 1 | 1 | 3 | 0 | 1 | -28 | 3PT% 1-8 12.5% |
| 2 | Jaden Winston | G 19:45 | 0-5 | 0-3 | 0-0 | 0 2 2 | 4 1 | 0 | 1 | 2 | 0 | 0 | 1 | -24 | FT% 0-2 0% |
| 3 | Perry Cowan | G 16:04 | 3-8 | 3-5 | 0-0 | 0 2 2 | 1 0 | 9 | 0 | 1 | 1 | 0 | 0 | -19 | 2nd FG% 14-35 40.0% |
| 4 | Brett Rumpel | G 33:14 | 5-11 | 0-1 | 1-2 | 0 5 5 | 2 3 | 11 | 2 | 4 | 0 | 0 | 3 | -34 | 3PT% 7-18 38.9% |
| 1 | Shaquil Bender | 18:02 | 0-5 | 0-1 | 1-2 | 0 0 0 | 2 2 | 1 | 1 | 0 | 0 | 0 | 1 | -20 | FT% 7-9 77.8% |
| 24 | Xinyi Li | 13:16 | 2-5 | 1-2 | 0-0 | 1 1 2 | 1 1 | 5 | 1 | 2 | 0 | 0 | 1 | -14 | GM FG% 23-68 33.8% |
| 10 | Rokas Jocy | 23:24 | 2-7 | 1-5 | 0-0 | 0 0 0 | 1 0 | 5 | 1 | 1 | 0 | 0 | 0 | -20 | 3PT% 8-26 30.8% |
| 11 | Briggs McClain | 04:08 | 0-1 | 0-0 | 0-0 | 0 0 0 | 0 1 | 0 | 0 | 1 | 0 | 0 | 0 | -5 | FT% 7-11 63.6% |
| 14 | Wesley Robinson | 09:03 | 1-3 | 1-2 | 1-2 | 3 2 5 | 2 1 | 4 | 2 | 1 | 1 | 0 | 0 | 2 | Dead Ball Rebounds: 3, 0 |
| 5 | Lorenzo Washington | 02:31 | 0-1 | 0-0 | 0-0 | 0 1 1 | 0 0 | 0 | 1 | 0 | 0 | 0 | 0 | 1 | |
| 22 | Daniel Hackett | 02:31 | 0-1 | 0-1 | 0-0 | 0 0 0 | 0 0 | 0 | 0 | 0 | 0 | 0 | 0 | 1 | |
| 34 | Logan Padgett | 02:31 | 1-1 | 1-1 | 0-0 | 0 1 1 | 0 0 | 3 | 0 | 0 | 0 | 0 | 0 | 1 | |
| 55 | Raziel Hayun | 02:31 | 1-1 | 1-1 | 0-0 | 0 0 0 | 0 0 | 3 | 0 | 0 | 0 | 0 | 0 | 1 | |
| Team | | | | | | 3 0 3 | | 0 | | | | | | | |
| Totals | | 23:68 | 8:26 | 7:11 | 12 20 32 | 16 15 61 | 10 18 | 5 | 1 | 9 | -38 | | | | |

Technical Fouls: NONE

| Kansas - 99 | | Record: 2-0 | | | | | | | | | | | | | |
|---------------|--------------------|-------------|--------|--------|----------|--------------------|-------------|----|----|----|----|--------------|-----|--------------------|--------------------------|
| NO. | Name | Min | FG M-A | 3P M-A | FT M-A | Rebounds OR DR TOT | Fouls PF FD | TP | AS | TO | ST | Blocks BS BA | +/- | Shooting By Period | |
| 24 | KJ Adams, Jr. | F 20:47 | 7-8 | 0-0 | 0-0 | 3 2 5 | 1 0 | 14 | 1 | 2 | 1 | 2 | 0 | 23 | 1st FG% 18-30 60.0% |
| 1 | Hunter Dickinson | C 20:25 | 7-14 | 1-1 | 3-4 | 3 5 8 | 0 3 | 18 | 2 | 1 | 1 | 1 | 0 | 25 | 3PT% 3-8 37.5% |
| 3 | Dajuan Harris Jr. | G 24:16 | 1-4 | 0-2 | 0-0 | 0 1 1 | 3 2 | 2 | 5 | 0 | 1 | 1 | 1 | 28 | FT% 5-7 71.4% |
| 13 | Elmarko Jackson | G 29:03 | 3-6 | 1-3 | 2-2 | 0 2 2 | 1 3 | 9 | 10 | 1 | 1 | 1 | 0 | 34 | 2nd FG% 20-37 54.1% |
| 15 | Kevin McCullar Jr. | G 25:40 | 5-9 | 1-5 | 4-4 | 0 7 7 | 1 4 | 15 | 4 | 1 | 2 | 1 | 0 | 31 | 3PT% 7-18 38.9% |
| 25 | Nicolas Timberlake | 18:46 | 1-4 | 0-3 | 0-0 | 0 5 5 | 3 1 | 2 | 0 | 3 | 0 | 0 | 0 | 18 | FT% 8-9 88.9% |
| 10 | Johnny Furphy | 20:15 | 6-10 | 3-7 | 0-0 | 1 2 3 | 3 0 | 15 | 0 | 2 | 0 | 0 | 0 | 14 | GM FG% 38-67 56.7% |
| 23 | Parker Braun | 17:04 | 4-4 | 1-1 | 1-2 | 1 4 5 | 2 1 | 10 | 2 | 2 | 0 | 3 | 0 | 14 | 3PT% 10-26 38.5% |
| 11 | Jamari McDowell | 13:42 | 1-4 | 1-2 | 2-2 | 2 4 6 | 0 1 | 5 | 1 | 1 | 1 | 0 | 0 | 5 | FT% 13-16 81.3% |
| 20 | Michael Jankovich | 07:31 | 2-2 | 2-2 | 0-0 | 0 0 0 | 0 0 | 6 | 0 | 0 | 0 | 0 | 0 | -1 | Dead Ball Rebounds: 1, 0 |
| 22 | Dillon Wilhite | 02:31 | 1-2 | 0-0 | 1-2 | 1 0 1 | 1 1 | 3 | 0 | 1 | 0 | 0 | 0 | -1 | |
| Team | | | | | | 0 2 2 | | 0 | | | | | | | |
| Totals | | 38:67 | 10:26 | 13:16 | 11 34 45 | 15 16 99 | 25 14 | 7 | 9 | 1 | 38 | | | | |

Technical Fouls: NONE

| | MAN | | KAN | | Points from | MAN | | KAN | | Period by Period Scoring | | |
|------------------|---------------|---------------|---------------|-----|-------------|-----|-----|-----|----|--------------------------|--|--|
| | 1st | 2nd | 1st | 2nd | | 1st | 2nd | TOT | | | | |
| Biggest lead | 0 (1st 20:00) | 43 (2nd 4:53) | 19 | 22 | Turnovers | 19 | 22 | 19 | 42 | 61 | | |
| Best Scoring Run | 6 (2nd 4:28) | 9 (1st 14:11) | Paint | 20 | 50 | 7 | 11 | 44 | 55 | 99 | | |
| Lead Changes | 0 | | Second Chance | 6 | 14 | | | | | | | |
| Times Tied | 0 | | Fast Breaks | 21 | 41 | | | | | | | |
| Time with Lead | 00:00 | 39:30 | Bench | | | | | | | | | |

SINGLE SEASON RECORDS - INDIVIDUAL

POINTS

| | |
|----------------------------------|-----|
| 1. Danny Manning (1988) | 942 |
| 2. Clyde Lovellette (1952) | 886 |
| 3. Danny Manning (1987) | 860 |
| 4. Wilt Chamberlain (1957) | 800 |
| 5. Paul Pierce (1998) | 777 |
| 6. Frank Mason III (2017) | 753 |
| 7. Drew Gooden (2002) | 734 |
| 8. Ochai Agbaji (2022) | 732 |
| 9. Jalen Wilson (2023) | 723 |
| 10. Nick Collison (2003) | 702 |

POINTS PER GAME

| | |
|----------------------------------|------|
| 1. Wilt Chamberlain (1958) | 30.1 |
| 2. Wilt Chamberlain (1957) | 29.6 |
| 3. Clyde Lovellette (1952) | 28.6 |
| 4. Dave Robisch (1970) | 26.5 |
| 5. Bud Stallworth (1972) | 25.3 |
| 6. Danny Manning (1988) | 24.8 |
| 7. Danny Manning (1987) | 23.9 |
| 8. Walter Wesley (1965) | 23.5 |
| 9. Clyde Lovellette (1951) | 22.8 |
| 10. Wayne Hightower (1960) | 21.8 |

REBOUNDS

| | |
|----------------------------------|-----|
| 1. Wilt Chamberlain (1957) | 510 |
| 2. Thomas Robinson (2012) | 463 |
| 3. Drew Gooden (2002) | 423 |
| 4. Clyde Lovellette (1952) | 410 |
| 5. Cole Aldrich (2009) | 387 |
| 6. Bill Bridges (1960) | 385 |
| 7. Nick Collison (2003) | 380 |
| 8. Dedric Lawson (2019) | 371 |
| 9. Wilt Chamberlain (1958) | 367 |
| 10. Cole Aldrich (2010) | 354 |

REBOUNDS PER GAME

| | |
|----------------------------------|------|
| 1. Wilt Chamberlain (1957) | 18.9 |
| 2. Wilt Chamberlain (1958) | 17.5 |
| 3. Bill Bridges (1961) | 14.1 |
| 4. Bill Bridges (1960) | 13.8 |
| 5. Bill Bridges (1959) | 13.7 |
| 6. Clyde Lovellette (1952) | 13.2 |
| 7. Dave Robisch (1970) | 12.1 |
| 8. Thomas Robinson (2012) | 11.9 |
| 9. Wayne Hightower (1961) | 11.6 |
| 10. Drew Gooden (2002) | 11.4 |
| Raef LaFrentz (1998) | 11.4 |

DOUBLE-DOUBLES

| | |
|---------------------------------|----|
| 1. Thomas Robinson (2012) | 27 |
| 2. Drew Gooden (2002) | 25 |
| 3. Dedric Lawson (2019) | 22 |
| 4. Cole Aldrich (2009) | 21 |
| Raef LaFrentz (1997) | 21 |
| 6. Raef LaFrentz (1998) | 19 |
| Dave Robisch (1970) | 19 |
| 8. Danny Manning (1987) | 18 |
| 9. Dave Robisch (1971) | 17 |
| 10. Wayne Simien (2005) | 16 |
| Nick Collison (2003) | 16 |

ASSISTS

| | |
|--|------------|
| 1. Devonte' Graham (2018) | 282 |
| 2. Cedric Hunter (1986) | 278 |
| 3. Aaron Miles (2002) | 252 |
| 4. Ryan Robertson (1998) | 248 |
| 5. Aaron Miles (2003) | 244 |
| 6. Aaron Miles (2004) | 242 |
| 7. Jacque Vaughn (1995) | 238 |
| 8. Kirk Hinrich (2001) | 229 |
| 9. Dajuan Harris Jr. (2023) | 224 |
| 10. Jacque Vaughn (1996) | 223 |

STEALS

| | |
|--|-----------|
| 1. Mario Chalmers (2008) | 97 |
| 2. Mario Chalmers (2007) | 97 |
| 3. Darnell Valentine (1981) | 92 |
| 4. Aaron Miles (2003) | 91 |
| 5. Darnell Valentine (1979) | 91 |
| 6. Mario Chalmers (2006) | 89 |
| 7. Alonzo Jamison (1992) | 83 |
| 8. 3x (last Alonzo Jamison, 1991) | 80 |
| 9. Dajuan Harris Jr. (2023) | 78 |

BLOCKED SHOTS

| | |
|---------------------------------|-----|
| 1. Jeff Withey (2013) | 146 |
| 2. Jeff Withey (2012) | 140 |
| 3. Cole Aldrich (2010) | 125 |
| 4. Greg Ostertag (1994) | 97 |
| 5. Cole Aldrich (2009) | 94 |
| 6. Greg Ostertag (1995) | 91 |
| 7. Scot Pollard (1996) | 84 |
| 8. Nick Collison (2002) | 83 |
| 9. Udoka Azubuike (2020) | 80 |
| 10. Eric Chenowith (1999) | 78 |
| 11. Nick Collison (2003) | 74 |

FIELD GOALS MADE

| | |
|----------------------------------|-----|
| 1. Danny Manning (1988) | 381 |
| 2. Clyde Lovellette (1952) | 352 |
| 3. Danny Manning (1987) | 347 |
| 4. Paul Pierce (1998) | 287 |
| 5. Drew Gooden (2002) | 285 |
| 6. Nick Collison (2003) | 281 |
| 7. Danny Manning (1986) | 279 |
| 8. Bud Stallworth (1972) | 277 |
| 9. Wilt Chamberlain (1957) | 275 |

FIELD GOALS ATTEMPTED

| | |
|----------------------------------|-----|
| 1. Clyde Lovellette (1952) | 742 |
| 2. Danny Manning (1988) | 653 |
| 3. Bud Stallworth (1972) | 620 |
| 4. Wilt Chamberlain (1957) | 588 |
| 5. Jalen Wilson (2023) | 575 |
| 6. Drew Gooden (2002) | 566 |
| 7. Danny Manning (1987) | 562 |
| 8. Paul Pierce (1998) | 559 |
| 9. Clyde Lovellette (1951) | 554 |
| 10. Ochai Agbaji (2022) | 542 |
| 11. Dave Robisch (1970) | 526 |
| 12. Sherron Collins (2009) | 521 |

FIELD GOAL PCT. (MIN 175 ATT.)

| | |
|-------------------------------------|-------------|
| 1. Udoka Azubuike (2018) | 77.0 |
| 2. Udoka Azubuike (2020) | 74.8 |
| 3. Mark Randall (1989) | 64.6 |
| 4. Mark Randall (1991) | 64.3 |
| 5. Richard Scott (1992) | 63.9 |
| 6. Landen Lucas (2017) | 63.1 |
| 7. Darnell Jackson (2008) | 62.6 |
| 8. KJ Adams Jr. (2023) | 62.2 |
| 9. Sasha Kaun (2008) | 61.9 |
| 10. Danny Manning (1987) | 61.7 |

FREE THROWS MADE

| | |
|----------------------------------|-----|
| 1. Wilt Chamberlain (1957) | 250 |
| 2. Wayne Hightower (1960) | 193 |
| 3. Frank Mason III (2017) | 189 |
| 4. Dave Robisch (1970) | 189 |
| 5. Clyde Lovellette (1952) | 182 |
| 6. Wilt Chamberlain (1958) | 177 |
| 7. Andrew Wiggins (2014) | 176 |
| 8. Danny Manning (1988) | 171 |
| 9. Dedric Lawson (2019) | 167 |
| Devonte' Graham (2018) | 167 |
| Wayne Simien (2004) | 167 |

FREE THROWS ATTEMPTED

| | |
|----------------------------------|-----|
| 1. Wilt Chamberlain (1957) | 399 |
| 2. Wilt Chamberlain (1958) | 292 |
| 3. Wayne Hightower (1960) | 285 |
| 4. Walter Wesley (1966) | 262 |
| 5. Dave Robisch (1970) | 254 |
| 6. Clyde Lovellette (1952) | 250 |
| 7. Thomas Robinson (2012) | 239 |
| 8. Frank Mason III (2017) | 238 |
| 9. B. H. Born (1953) | 234 |
| 10. Danny Manning (1988) | 233 |
| Dave Robisch (1971) | 233 |

FREE THROW PCT. (MIN. 75 ATT.)

| | |
|---------------------------------|------|
| 1. Steve Woodberry (1993) | 87.9 |
| 2. Rex Walters (1993) | 87.3 |
| 3. Ryan Robertson (1999) | 87.1 |
| 4. Al Kelley (1954) | 86.2 |
| 5. Calvin Thompson (1984) | 85.9 |
| 6. Sherron Collins (2010) | 85.5 |
| 7. Grady Dick (2023) | 85.4 |
| 8. Ron Kellogg (1986) | 84.3 |
| Kirk Hinrich (2003) | 84.3 |

3-POINT FIELD GOALS MADE

| | |
|---------------------------------|-----|
| 1. Svi Mykhailiuk (2018) | 115 |
| 2. Terry Brown (1991) | 111 |
| 3. Devonte' Graham (2018) | 110 |
| Jeff Boschee (2002) | 110 |
| 5. Billy Thomas (1998) | 105 |
| 6. Ochai Agbaji (2022) | 103 |
| 7. Devonte' Graham (2017) | 94 |
| 8. Kirk Hinrich (2003) | 89 |
| Terry Brown (1990) | 89 |
| 10. Malik Newman (2018) | 85 |

3-POINT FIELD GOALS ATTEMPTED

| | |
|---------------------------------|-----|
| 1. Terry Brown (1991) | 277 |
| 2. Devonte' Graham (2018) | 271 |
| 3. Billy Thomas (1998) | 262 |
| 4. Svi Mykhailiuk (2018) | 259 |
| 5. Ochai Agbaji (2022) | 252 |
| 6. Devonte' Graham (2017) | 242 |
| 7. Jeff Boschee (2002) | 237 |
| 8. Jeff Boschee (1999) | 222 |
| 9. Kirk Hinrich (2003) | 219 |
| 10. Terry Brown (1990) | 208 |
| Jalen Wilson (2023) | 208 |

3-PT FIELD GOAL PCT. (MIN. 80 ATT)

| | |
|---------------------------------|------|
| 1. Kirk Hinrich (2001) | 50.5 |
| 2. Aaron Miles (2005) | 50.0 |
| 3. Jeff Guelndner (1990) | 48.6 |
| 4. Kirk Hinrich (2002) | 47.8 |
| 5. Tyrel Reed (2010) | 47.3 |
| 6. Brandon Rush (2006) | 47.2 |
| 7. Frank Mason III (2017) | 47.1 |
| 8. Mario Chalmers (2008) | 46.8 |
| 9. Jeff Boschee (2002) | 46.4 |

MINUTES PLAYED

| | |
|---------------------------------|-------|
| 1. Devonte' Graham (2018) | 1,435 |
| 2. Ochai Agbaji (2022) | 1,368 |
| 3. Danny Manning (1988) | 1,336 |
| 4. Tyshawn Taylor (2012) | 1,303 |
| 5. Frank Mason III (2017) | 1,301 |
| 6. Jalen Wilson (2023) | 1,273 |
| 7. Frank Mason III (2016) | 1,272 |
| 8. Devonte' Graham (2017) | 1,269 |
| 9. Danny Manning (1986) | 1,256 |
| 10. Elijah Johnson (2012) | 1,254 |

MINUTES PER GAME

| | |
|-----------------------------------|------|
| 1. Tony Guy (1982) | 39.4 |
| 2. David Magley (1982) | 39.0 |
| 3. Clinton Johnson (1976) | 38.2 |
| 4. Wilmore Fowler (1979) | 37.9 |
| 5. Devonte' Graham (2018) | 37.8 |
| 6. Darnell Valentine (1981) | 37.1 |
| 7. John Douglas (1977) | 36.4 |
| 8. Carl Henry (1983) | 36.2 |
| Tony Guy (1981) | 36.2 |
| 10. Frank Mason III (2017) | 36.1 |

SINGLE-SEASON TEAM RECORDS

POINTS PER GAME

| YEAR | PTS | GMS | AVG |
|----------------------|------------|----------|-------------|
| 1. 1989-90 | 3223 | 35 | 92.1 |
| 2. 2001-02 | 3365 | 37 | 90.9 |
| 3. 1988-89 | 2758 | 31 | 89.0 |
| 4. 1996-97 | 3058 | 36 | 84.9 |
| 5. 1997-98 | 3300 | 39 | 84.6 |
| -- | | | |
| 2023-24 | 198 | 2 | 99.0 |

FIELD GOAL PCT.

| YEAR | FGs | FGAs | FG% |
|----------------------|-----------|------------|-------------|
| 1. 1985-86 | 1260 | 2266 | 55.6 |
| 2. 1984-95 | 1019 | 1898 | 53.7 |
| 3. 1989-90 | 1204 | 2258 | 53.3 |
| 4. 1988-89 | 1024 | 1925 | 53.2 |
| 5. 1983-84 | 924 | 1769 | 52.2 |
| -- | | | |
| 2023-24 | 77 | 123 | 62.6 |

3-POINT FIELD GOALS MADE

| YEAR | 3FGs |
|----------------------|-----------|
| 1. 2017-18 | 391 |
| 2. 2016-17 | 318 |
| 3. 2015-16 | 304 |
| 4. 2021-22 | 286 |
| 5. 2010-11 | 271 |
| 2007-08 | 271 |
| -- | |
| 2023-24 | 23 |

3-POINT FIELD GOAL ATTEMPTS

| YEAR | 3FGAs |
|----------------------|-----------|
| 1. 2017-18 | 974 |
| 2. 2016-17 | 787 |
| 3. 2021-22 | 792 |
| 4. 2018-19 | 743 |
| 5. 2015-16 | 728 |
| 6. 2022-23 | 724 |
| 7. 2010-11 | 710 |
| -- | |
| 2023-24 | 49 |

3-POINT FIELD GOAL PCT.

| YEAR | 3FGs | 3FGAs | 3FG% |
|----------------------|-----------|-----------|-------------|
| 1. 1989-90 | 230 | 531 | 43.3 |
| 2. 2015-16 | 304 | 728 | 41.8 |
| 3. 2001-02 | 224 | 536 | 41.8 |
| 4. 1988-89 | 143 | 344 | 41.6 |
| 5. 1992-93 | 215 | 527 | 40.8 |
| -- | | | |
| 2023-24 | 23 | 49 | 46.9 |

ASSISTS PER GAME

| YEAR | AST | GMS | AVG |
|----------------------|-----------|----------|-------------|
| 1. 1989-90 | 763 | 35 | 21.8 |
| 2. 1985-86 | 814 | 39 | 20.9 |
| 3. 2001-02 | 767 | 37 | 20.7 |
| 4. 1988-89 | 620 | 31 | 20.0 |
| 5. 2000-01 | 641 | 33 | 19.4 |
| 1984-85 | 660 | 34 | 19.4 |
| -- | | | |
| 2023-24 | 59 | 2 | 29.5 |

STEALS PER GAME

| YEAR | STL | GMS | AVG |
|----------------------|-----------|----------|------------|
| 1. 2002-03 | 373 | 38 | 9.8 |
| 2. 2005-06 | 323 | 33 | 9.8 |
| 3. 1996-97 | 351 | 36 | 9.8 |
| 4. 2001-02 | 357 | 37 | 9.7 |
| 5. 1990-91 | 325 | 35 | 9.3 |
| -- | | | |
| 2023-24 | 11 | 2 | 5.5 |

OPPONENT FIELD GOAL PCT.

(since 1985-86 [shot clock era])

| YEAR | OPP. FG% |
|----------------------|-------------|
| 1. 2012-13 | 36.1 |
| 2. 2005-06 | 37.0 |
| 3. 2006-07 | 37.6 |
| 4. 2019-20 | 37.7 |
| 5. 2000-02 | 37.8 |
| 1994-95 | 37.8 |
| -- | |
| 2023-24 | 34.4 |

OPPONENT 3-POINT FG PCT.

| YEAR | OPP. 3FG% |
|----------------------|-------------|
| 1. 2021-22 | 29.8 |
| 2010-11 | 29.8 |
| 3. 2012-13 | 30.3 |
| 4. 2019-20 | 30.5 |
| 5. 1998-99 | 30.5 |
| 1991-92 | 30.5 |
| -- | |
| 2023-24 | 28.6 |

THE LAST TIME...

A TEAM SCORED 100+ POINTS IN A GAME

| | | |
|------|-----------------|---------------------------|
| KU | 102 (W, 102-83) | vs. Kansas State, 2-22-22 |
| Opp. | 102 (L, 90-102) | by Gonzaga, 11-26-20 |

A TEAM SCORED 50 OR FEWER POINTS IN A GAME

| | | |
|------|---------------|-------------------------|
| KU | 50 (L, 50-64) | vs. Tennessee, 11-25-22 |
| Opp. | 50 (W, 76-50) | by Miami, 3-27-22 |

A TEAM SCORED 90+ POINTS IN ALLEN FIELDHOUSE

| | | |
|------|-------------------|---------------------------------|
| KU | 99 (W, 99-61) | vs. Manhattan College, 11-10-23 |
| Opp. | 91 (W, 94-91 2OT) | by Texas Tech, 1-24-22 |

A TEAM SCORED 60 OR FEWER POINTS IN ALLEN FIELDHOUSE

| | | |
|------|---------------|------------------------------------|
| KU | 60 (L, 60-83) | vs. TCU, 1-21-23 |
| Opp. | 56 (W, 99-56) | by North Carolina Central, 11-6-23 |

A TEAM SCORED 90 POINTS IN A LOSS

| | | |
|------|-------------------|------------------------|
| KU | 90 (90-102) | vs. Gonzaga, 11-26-20 |
| Opp. | 91 (W, 94-91 2OT) | by Texas Tech, 1-24-22 |

A TEAM SCORED 60 OR FEWER POINTS IN A VICTORY

| | | |
|------|---------------|--------------------------|
| KU | 59 (W, 59-41) | at Kansas State, 2-17-21 |
| Opp. | 56 (L, 55-56) | by Villanova, 11-21-19 |

A TEAM HAD 5+ PLAYERS SCORE IN DOUBLE FIGURES

| | | |
|------|--|---------------------------------|
| KU | Dickinson (18), McCullar (15), Furphy (15), Adams (14), Braun (10) | vs. Manhattan College, 11-10-23 |
| Opp. | Jolly (14), Myers (14), Clayton (13), Joseph (10), Joiner (10) | by Iona, 11-28-21 |

A TEAM WON A GAME BY 25+ POINTS

| | | |
|------|-------------|---------------------------------|
| KU | +38 (99-61) | vs. Manhattan College, 11-10-23 |
| Opp. | +34 (51-85) | by USC, 3-22-21 |

A TEAM WON A GAME BY 50+ POINTS

| | | |
|------|--------------|------------------------|
| KU | +55 (112-57) | vs. Monmouth, 11-15-19 |
| Opp. | | Never |

A TEAM WON AN OVERTIME GAME (SINGLE-OVERTIME)

| | | |
|------|-------|--------------------------|
| KU | 69-68 | vs. Wisconsin, 11-24-22 |
| Opp. | 83-82 | by Kansas State, 1-17-23 |

A TEAM WON A DOUBLE-OVERTIME GAME

| | | |
|------|-------|-------------------------|
| KU | 94-91 | vs. Texas Tech, 1-24-22 |
| Opp. | 80-79 | by Texas Tech, 2-14-05 |

A TEAM WON A TRIPLE-OVERTIME GAME

| | | |
|------|---------|---------------------------|
| KU | 109-106 | vs. Oklahoma, 1-4-16 |
| Opp. | 76-73 | by Oklahoma State, 2-4-81 |

A TEAM SHOT 60% FG IN A GAME

| | | |
|------|---------------|-------------------------------------|
| KU | 69.6% (39-56) | vs. North Carolina Central, 11-6-23 |
| Opp. | 64.5% (40-62) | by Gonzaga, 11-26-20 |

A TEAM SHOT 30% OR WORSE FG IN A GAME

| | | |
|------|---------------|---------------------------|
| KU | 29.0% (18-62) | vs. USC, 3-22-21 |
| Opp. | 27.9% (19-68) | by West Virginia, 2-19-22 |

A TEAM MADE 12+ 3-POINT FG IN A GAME

| | | |
|------|----|-------------------------------------|
| KU | 13 | vs. North Carolina Central, 11-6-23 |
| Opp. | 13 | by Oklahoma State, 12-31-22 |

A TEAM DID NOT MAKE A 3-POINT FG IN A GAME

| | | |
|------|-----|----------------------|
| KU | 0-8 | vs. TCU, 3-12-15 |
| Opp. | 0-9 | by Stanford, 3-23-14 |

A TEAM SHOT 60% 3-POINT FG IN A GAME (min. 10)

| | | |
|------|---------------|---------------------------|
| KU | 62.5% (15-24) | vs. Kansas State, 2-22-22 |
| Opp. | 61.1% (11-18) | by USC, 3-22-21 |

A TEAM MADE 30+ FREE THROWS IN A GAME

| | | |
|------|----|-----------------------|
| KU | 31 | vs. Oklahoma, 1-10-23 |
| Opp. | 30 | by Stanford, 12-3-16 |

A TEAM MADE 5 OR FEWER FREE THROWS IN A GAME

| | | |
|------|---|----------------------|
| KU | 4 | vs. Texas, 3-11-23 |
| Opp. | 4 | by Oklahoma, 2-11-23 |

A TEAM ATTEMPTED 40+ FREE THROWS IN A GAME

| | | |
|------|----|----------------------------|
| KU | 44 | vs. West Virginia, 2-13-17 |
| Opp. | 47 | by West Virginia, 1-12-16 |

A TEAM SHOT 90% OR BETTER FREE THROWS IN A GAME

| | | |
|------|--------------|----------------------|
| KU | 90.0 (9-10) | at Kentucky, 1-28-23 |
| Opp. | 90.9 (10-11) | by TCU, 3-3-22 |

A TEAM SHOT 40% OR WORSE FREE THROWS IN A GAME

| | | |
|------|--------------|------------------------|
| KU | 40.0% (4-10) | at Villanova, 11-21-19 |
| Opp. | 35.7% (4-17) | by Oklahoma, 2-11-23 |

A TEAM HAD 25+ OFFENSIVE REBOUNDS IN A GAME

| | | |
|------|----|-------------------------------|
| KU | 28 | vs. Fort Hays State, 12-10-03 |
| Opp. | 26 | by Baylor, 1-12-19 |

A TEAM HAD 5 OR FEWER OFFENSIVE REBOUNDS IN A GAME

| | | |
|------|---|-------------------------------------|
| KU | 4 | vs. North Carolina Central, 11-6-23 |
| Opp. | 4 | by West Virginia, 3-9-23 |

A TEAM HAD 30+ DEFENSIVE REBOUNDS IN A GAME

| | | |
|------|----|---------------------------------|
| KU | 34 | vs. Manhattan College, 11-10-23 |
| Opp. | 32 | by Texas, 3-4-23 |

A TEAM HAD 40+ DEFENSIVE REBOUNDS IN A GAME

| | | |
|------|----|----------------------|
| KU | 43 | vs. Oklahoma, 1-4-16 |
| Opp. | 41 | by Oklahoma, 1-4-16 |

A TEAM HAD 50+ TOTAL REBOUNDS IN A GAME

| | | |
|------|----|---------------------------|
| KU | 50 | vs. Wisconsin, 11-24-22 |
| Opp. | 55 | by North Carolina, 4-4-22 |

A TEAM HAD 60+ TOTAL REBOUNDS IN A GAME

| | | |
|------|----|----------------------|
| KU | 60 | vs. Oklahoma, 1-4-16 |
| Opp. | | Never |

A TEAM HAD 25 OR FEWER TOTAL REBOUNDS IN A GAME

| | | |
|------|----|------------------------------------|
| KU | 24 | at Texas Tech, 1-8-22 |
| Opp. | 23 | by North Carolina Central, 11-6-23 |

A TEAM OUT-REBOUNDED ITS OPPONENT BY 15+

| | | |
|------|-------------|-------------------------|
| KU | +15 (50-35) | vs. Wisconsin, 11-24-22 |
| Opp. | +18 (45-27) | by Tennessee, 11-25-22 |

A TEAM OUT-REBOUNDED ITS OPPONENT BY 20+

| | | |
|------|-------------|----------------------------|
| KU | +21 (48-27) | vs. West Virginia, 3-10-22 |
| Opp. | +20 (55-35) | by North Carolina, 4-4-22 |

A TEAM OUT-REBOUNDED ITS OPPONENT BY 30+

| | | |
|------|-------------|---------------------------|
| KU | +30 (61-31) | vs. Alcorn State, 12-2-09 |
| Opp. | | Never |

3+ PLAYERS WITH 10+ REBOUNDS IN A GAME

| | | |
|------|--|---------------------------|
| KU | J. Wilson (13), C. Braun (11), D. McCormack (10) | vs. Texas, 3-5-22 |
| Opp. | A. Bacot (15), B. Manek (13), R.J. Davis (12) | of North Carolina, 4-4-22 |

2 PLAYERS WITH A DOUBLE-DOUBLE IN SAME GAME

| | | |
|------|---|---------------------------|
| KU | D. Harris (10p, 10a), K. McCullar (11p, 11r) | vs. Indiana, 12-17-22 |
| Opp. | B. Manek (13p, 13r), A. Bacot (15p, 15r), R.J. Davis (15p, 12r) | of North Carolina, 4-4-22 |

3 PLAYERS WITH A DOUBLE-DOUBLE IN SAME GAME

| | | |
|------|--|---------------------------|
| KU | J. Wilson (17p, 13r), D. McCormack (22p, 10r), C. Braun (13p, 11r) | vs. Texas, 3-5-22 |
| Opp. | B. Manek (13p, 13r), A. Bacot (15p, 15r), R.J. Davis (15p, 12r) | of North Carolina, 4-4-22 |

A PLAYER WITH A TRIPLE-DOUBLE IN A GAME

| | | |
|------|---|------------------------------|
| KU | Jeff Withey (16 pts, 12 reb, 12 blk) | vs. San Jose State, 11-26-12 |
| Opp. | Denzel Valentine (29 pts, 12 reb, 12 ast) | of Michigan State, 11-17-15 |

A TEAM HAD 25+ ASSISTS IN A GAME

| | | |
|------|----|---------------------------------|
| KU | 25 | vs. Manhattan College, 11-10-23 |
| Opp. | 26 | by Oklahoma, 1-10-94 |

A TEAM HAD 7 OR FEWER ASSISTS IN A GAME

| | | |
|------|---|------------------------------------|
| KU | 7 | vs. Providence, 3-25-22 |
| Opp. | 7 | by North Carolina Central, 11-6-23 |

THE LAST TIME...

| | | | |
|---|--|-------------------------------------|--------------------------|
| A TEAM HAD 15+ STEALS IN A GAME | | | |
| KU | 16 | at Oklahoma, 2-11-23 | |
| Opp. | 22 | by West Virginia, 1-16-16 | |
| A TEAM DID NOT HAVE A STEAL IN A GAME | | | |
| KU | | vs. Syracuse, 3-18-01 | |
| Opp. | | Oakland, 11-25-09 | |
| A TEAM HAD 10+ BLOCKED SHOTS IN A GAME | | | |
| KU | 13 | vs. Duke, 11-15-22 | |
| Opp. | 12 | by Kentucky, 12-1-20 | |
| A TEAM DID NOT BLOCK A SHOT IN A GAME | | | |
| KU | | vs. NC State, 11-23-22 | |
| Opp. | | by Texas, 3-11-23 | |
| A TEAM COMMITTED 30+ FOULS IN A GAME | | | |
| KU | 32 | vs. Indiana, 11-11-16 | |
| Opp. | 31 | by West Virginia, 2-13-17 | |
| A TEAM COMMITTED 10 OR FEWER FOULS IN A GAME | | | |
| KU | 7 | vs. Villanova, 4-2-22 | |
| Opp. | 9 | by Texas, 3-11-23 | |
| A TEAM HAD TWO PLAYERS DISQUALIFIED (FOUL OUT) | | | |
| KU | KJ Adams / Gradey Dick / Kevin McCullar | | at Kansas State, 1-17-23 |
| Opp. | Sam Waardenburg / Jordan Miller | | of Miami, 3-27-22 |
| A TEAM HAD THREE PLAYERS DISQUALIFIED (FOUL OUT) | | | |
| KU | KJ Adams / Gradey Dick / Kevin McCullar | | at Kansas State, 1-17-23 |
| Opp. | Poythress / Willis / Lee / Labissiere | | of Kentucky, 1-30-16 |
| A TEAM HAD FOUR PLAYERS DISQUALIFIED (FOUL OUT) | | | |
| KU | Frank Mason III / Devonte' Graham / Carlton Bragg Jr. / Landen Lucas | | vs. Indiana, 11-11-16 |
| Opp. | | | Never |
| A TEAM SCORED 50+ POINTS IN A HALF | | | |
| KU | 55, 2nd half | vs. Manhattan College, 11-10-23 | |
| Opp. | 51, 1st half | by Kentucky, 1-29-22 | |
| A TEAM SCORED 60+ POINTS IN A HALF | | | |
| KU | 66, 1st half | vs. Texas Southern, 11-21-17 | |
| Opp. | 60, 2nd half | by Texas Tech, 2-13-99 | |
| A TEAM HAD 20 OR FEWER POINTS IN A HALF | | | |
| KU | 20, 1st half | vs. UTEP, 3-4-21 | |
| Opp. | 19, 1st half | by Manhattan College, 11-10-23 | |
| A TEAM SHOT 70% OR BETTER FG IN A HALF | | | |
| KU | 78.6 (22-28), 1st half | vs. North Carolina Central, 11-6-23 | |
| Opp. | 75.0, 1st half | by Baylor, 1-25-93 | |
| A TEAM SHOT 20% OR WORSE FG IN A HALF | | | |
| KU | 13.6%, 1st half | at TCU, 2-6-13 | |
| Opp. | 20.0%, 1st half | by Providence, 3-25-22 | |
| A TEAM MADE 9+ 3-POINTERS IN A HALF | | | |
| KU | 9, 1st half | vs. North Carolina Central, 11-6-23 | |
| Opp. | 9, 1st half | by Oklahoma State, 12-31-22 | |
| A TEAM MADE DID NOT MAKE A 3-POINTER IN A HALF | | | |
| KU | 0-7, 2nd half | vs. Texas, 3-11-23 | |
| Opp. | 0-6, 1st half | by Kentucky, 1-28-23 | |
| A TEAM DID NOT MAKE A FREE THROW IN A HALF | | | |
| KU | 1st half (0-0) | at Texas Tech, 1-3-23 | |
| Opp. | 1st half (0-0) | by Manhattan College, 11-10-23 | |
| A TEAM DID NOT ATTEMPT A FREE THROW IN A HALF | | | |
| KU | 1st half | at Texas Tech, 1-3-23 | |
| Opp. | 1st half | by North Dakota State, 11-10-22 | |
| A TEAM HAD 30+ REBOUNDS IN A HALF | | | |
| KU | 30, 1st half | at Oklahoma State, 1-4-22 | |
| Opp. | 31, 2nd half | by Baylor, 1-12-19 | |

| | | | |
|--|-------------------------------|-------------------------------------|--|
| A TEAM HAD 15+ ASSISTS IN A HALF | | | |
| KU | 21, 1st half | vs. North Carolina Central, 11-6-23 | |
| Opp. | 15, 1st half | by North Carolina, 3-25-12 | |
| A TEAM DID NOT HAVE A TURNOVER IN A HALF | | | |
| KU | 1st half | vs. Texas, 1-14-19 | |
| Opp. | 2nd half | vs. Kansas State, 1-13-18 | |
| A TEAM HAD 10+ STEALS IN A HALF | | | |
| KU | 10, 1st half | vs. Texas, 1-21-17 | |
| Opp. | 11, 2nd half | by Long Beach State, 12-6-11 | |
| A TEAM HAD 7+ BLOCKED SHOTS IN A HALF | | | |
| KU | 9, 1st half | vs. Manhattan College, 11-10-23 | |
| Opp. | 7, 1st half | by Kentucky, 12-1-20 | |
| A PLAYER SCORED 30+ POINTS IN A GAME | | | |
| KU | 30 by Jalen Wilson | vs. TCU, 1-21-23 | |
| Opp. | 33 by Bryson Williams | of Texas Tech, 1-24-22 | |
| A PLAYER SCORED 40+ POINTS IN A GAME | | | |
| KU | 41 by Andrew Wiggins | at West Virginia, 3-8-14 | |
| Opp. | 46 by Buddy Hield | of Oklahoma, 1-4-16 | |
| A PLAYER SHOT 80% OR BETTER FG IN A GAME (MIN. 10 ATT.) | | | |
| KU | 80.0 (8-10) by KJ Adams | at Kentucky, 1-28-23 | |
| Opp. | 90.9 (10-11) by Eric Paschall | of Villanova, 3-31-18 | |
| A PLAYER MADE 7+ 3-POINTERS IN A GAME | | | |
| KU | 7 by Ochai Agbaji | vs. Texas Tech, 1-24-22 | |
| Opp. | 7 by Bryce Thompson | of Oklahoma State, 12-31-22 | |
| A PLAYER SHOT 100% 3-POINT FG (MIN. 5 ATT.) | | | |
| KU | 5-5 by Dajuan Harris Jr. | at Texas Tech, 1-3-23 | |
| Opp. | 5-5 by Marial Shayok | of Iowa State, 1-5-19 | |
| A PLAYER MADE 12+ FREE THROWS IN A GAME | | | |
| KU | 13 (13-13) by Devonte' Graham | vs. Texas Tech, 1-2-18 | |
| Opp. | 19 (19-22) by Reid Travis | of Stanford, 12-3-16 | |
| A PLAYER SHOT 100% FREE THROWS IN A GAME (MIN. 10 ATT.) | | | |
| KU | 10-10 by David McCormack | vs. Texas, 3-5-18 | |
| Opp. | 11-11 by Malik Curry | of West Virginia, 3-10-22 | |
| A PLAYER HAD 8+ OFFENSIVE REBOUNDS IN A GAME | | | |
| KU | 8 by KJ Adams | vs. Omaha, 11-7-22 | |
| Opp. | 8 by Oscar Tschibwe | of West Virginia, 1-4-20 | |
| A PLAYER HAD 12+ DEFENSIVE REBOUNDS IN A GAME | | | |
| KU | 12 by Jalen Wilson | at TCU, 2-20-23 | |
| Opp. | 12 by Jaylon Tyson | of Texas Tech, 2-28-23 | |
| A PLAYER HAD 15+ TOTAL REBOUNDS IN A GAME | | | |
| KU | 15 by David McCormack | at Kansas State, 1-22-22 | |
| Opp. | 18 by Fardaws Aimaq | of Texas Tech, 2-28-23 | |
| A PLAYER HAD 10+ ASSISTS IN A GAME | | | |
| KU | 10 by Elmarko Jackson | vs. Manhattan College, 11-10-23 | |
| Opp. | 10 by Tamin Lipsey | of Iowa State, 2-4-23 | |
| A PLAYER HAD 7+ TURNOVERS IN A GAME | | | |
| KU | 7 by Jalen Wilson | vs. Iowa State, 3-10-23 | |
| Opp. | 7 Kadary Richmond | of Seton Hall, 12-1-22 | |
| A PLAYER HAD 7+ BLOCKED SHOTS IN A GAME | | | |
| KU | 7 by Udoka Azubuike | vs. Baylor, 1-11-20 | |
| Opp. | 9 by Trayce Jackson-Davis | of Indiana, 12-17-22 | |
| A PLAYER HAD 7+ STEALS IN A GAME | | | |
| KU | 7 by Xavier Henry | vs. Baylor, 1-20-10 | |
| Opp. | 7 by Terry Black | of Baylor, 2-26-00 | |
| A PLAYER PLAYED ALL 40 MINUTES IN REGULATION | | | |
| KU | Jalen Wilson | at Kansas State, 1-17-23 | |
| Opp. | R.J. Davis | of North Carolina 4-4-22 | |



1 HUNTER DICKINSON SR • C • 7-2 • 260 • Alexandria, Va. • DeMatha Catholic HS / Michigan • Twitter: @H_Dickinson24 • IG: @hunter.dickinson1

2023-24 SEASON STATS

| PPG | RPG | APG | FG% | 3FG% | FT% |
|-------------|------------|------------|-------------|------------|-------------|
| 19.5 | 8.0 | 3.5 | 65.2 | 100 | 83.3 |
| CAREER | | | | | |
| 17.3 | 8.4 | 1.6 | 57.2 | 38.0 | 75.4 |

CAREER HIGHS (*AT MICHIGAN)

| | | |
|--------------|----|-------------------------------|
| *Points | 33 | vs. Michigan State (3.1.22) |
| *Field Goals | 14 | vs. Illinois (3.2.23) |
| *Rebounds | 16 | vs. Illinois (3.2.23) |
| *Assists | 7 | vs. Iowa (2.17.22) |
| *Blocks | 5 | 2x, last vs. Indiana (3.5.23) |
| *Steals | 3 | vs. Purdue (2.10.22) |
| *Minutes | 46 | vs. Illinois (3.2.23) |

NOTES

Averaging 19.5 points and 8.0 rebounds through two starts as a Jayhawk ... Has knocked down 4-of-4 3PT ... Logged 21 points on 8-of-9 shooting (88.9%) in his Kansas debut against North Carolina Central (11.6.23), also dishing out 5 assists ... Leads Kansas in points and rebounds through two games.



3 DAJUAN HARRIS JR. RS-SR • G • 6-1 • 170 • Columbia, Mo. • Rock Bridge HS • Twitter: @DajuanH10 • IG: @dajuanharris1

2023-24 SEASON STATS

| PPG | RPG | APG | FG% | 3FG% | FT% |
|------------|------------|------------|-------------|-------------|----------|
| 1.0 | 2.5 | 7.5 | 25.0 | 00.0 | - |
| CAREER | | | | | |
| 5.6 | 1.7 | 4.4 | 45.4 | 38.8 | 67.9 |

CAREER HIGHS

| | | |
|-------------|----|------------------------------------|
| Points | 18 | 2x, last vs Kansas State (1.31.23) |
| Field Goals | 8 | vs. Texas (2.6.23) |
| Rebounds | 6 | vs. Texas (2.6.23) |
| Assists | 11 | at Kansas State (1.17.23) |
| Blocks | 4 | vs. Texas (3.5.22) |
| Steals | 6 | vs. West Virginia (2.25.23) |
| Minutes | 43 | at Kansas State (1.17.23) |

NOTES

Averaging 7.5 assists per game at point guard for Kansas, dishing out 10 assists in the season-opener against North Carolina Central (11.6.23) ... Has recorded a steal in each of Kansas' two games played.



4 JUSTIN CROSS JR • F • 6-8 • 200 • Oak Park, Ill. • Oak Park River Forest HS • Twitter: @JCross_4 • IG: @justin.cross4

2023-24 SEASON STATS

| PPG | RPG | APG | FG% | 3FG% | FT% |
|--------|-----|-----|------|------|------|
| - | - | - | - | - | - |
| CAREER | | | | | |
| 2.0 | 3.4 | 0.8 | 45.5 | 00.0 | 78.4 |

CAREER HIGHS (*AT JOHN A. LOGAN COL.)

| | | |
|-------------|----|--|
| Points | 10 | vs. Lake Land College (2.15.23) |
| Field Goals | 4 | vs. Lake Land College (2.15.23) |
| Rebounds | 12 | at Kaskaskia College (2.28.23) |
| Assists | 6 | vs. Lincoln Trail College (1.14.23) |
| Blocks | 5 | at Lewis & Clark CC (12.3.22) |
| Steals | 3 | 4x, last vs. Lake Land College (2.15.23) |
| Minutes | 25 | vs. Macomb CC (12.10.22) |

NOTES

An invited walk-on who played junior college basketball at John A. Logan College in Carterville, Illinois ... Son of Gene Cross, who is the director of scouting and administration for the New York Knicks and was a longtime college and professional coach.



5 CHRIS CARTER RS-FR • G • 6-4 • 190 • Indio, Calif. • Shadow Hills HS • IG: @chrxc2

2023-24 SEASON STATS

| PPG | RPG | APG | FG% | 3FG% | FT% |
|--------|-----|-----|-----|------|-----|
| - | - | - | - | - | - |
| CAREER | | | | | |
| - | - | - | - | - | - |

CAREER HIGHS

| | | |
|-------------|---|--|
| Points | - | |
| Field Goals | - | |
| Rebounds | - | |
| Assists | - | |
| Blocks | - | |
| Steals | - | |
| Minutes | - | |

NOTES

An invited walk-on who was a redshirt Cal State Northridge in 2022-23 and entered the transfer portal in May 2023 ... Will provide depth at both guard positions ... Played AAU basketball for Elev8Elite.



10 JOHNNY FURPHY FR • Guard • 6-9 • 202 • Melbourne, Australia • Centre of Excellence • IG: @johnnyfurphy

2023-24 SEASON STATS

| PPG | RPG | APG | FG% | 3FG% | FT% |
|-------------|------------|------------|-------------|-------------|----------|
| 10.5 | 4.0 | 1.0 | 57.1 | 45.5 | - |
| CAREER | | | | | |
| 10.5 | 4.0 | 1.0 | 57.1 | 45.5 | - |

CAREER HIGHS

| | | |
|-------------|----|--------------------------------------|
| Points | 15 | vs. Manhattan College (11.10.23) |
| Field Goals | 6 | vs. Manhattan College (11.10.23) |
| Rebounds | 5 | vs. North Carolina Central (11.6.23) |
| Assists | 2 | vs. North Carolina Central (11.6.23) |
| Blocks | - | |
| Steals | 1 | vs. North Carolina Central (11.6.23) |
| Minutes | 20 | vs. Manhattan College (11.10.23) |

NOTES

Broke out for a career-high 15 points against Manhattan College (11.10.23) ... Has knocked down 5-of-11 from 3PT (45.4%) over two games ... Averaging 10.5 points and 4.0 rebounds through two contests.



11 JAMARI MCDOWELL FR • Guard • 6-4 • 180 • Houston, Texas • Manvel HS • Twitter: @jamari_mcdowell • IG: @_jammarii

2023-24 SEASON STATS

| PPG | RPG | APG | FG% | 3FG% | FT% |
|------------|------------|------------|-------------|-------------|------------|
| 5.0 | 6.0 | 1.0 | 25.0 | 50.0 | 100 |
| CAREER | | | | | |
| 5.0 | 6.0 | 1.0 | 25.0 | 50.0 | 100 |

CAREER HIGHS

| | | |
|-------------|----|----------------------------------|
| Points | 5 | vs. Manhattan College (11.10.23) |
| Field Goals | 1 | vs. Manhattan College (11.10.23) |
| Rebounds | 6 | vs. Manhattan College (11.10.23) |
| Assists | 1 | vs. Manhattan College (11.10.23) |
| Blocks | - | |
| Steals | 1 | vs. Manhattan College (11.10.23) |
| Minutes | 14 | vs. Manhattan College (11.10.23) |

NOTES

Made his collegiate debut against Manhattan College (11.10.23), scoring 5 points and pulling down 6 rebounds in 14 minutes ... Went 2-of-2 from the free throw line and knocked down a 3PT shot.



12

WILDER EVERS RS-FR • G • 6-4 • 185 • Birmingham, Ala. • Oak Mountain HS • Twitter: @EversWilder • IG: @wilderevers

2023-24 SEASON STATS

| PPG | RPG | APG | FG% | 3FG% | FT% |
|--------|-----|-----|-----|------|-----|
| 2.0 | 0.0 | 1.0 | 100 | - | - |
| CAREER | | | | | |
| 2.0 | 0.0 | 1.0 | 100 | - | - |

CAREER HIGHS

| | | |
|-------------|---|--------------------------------------|
| Points | 2 | vs. North Carolina Central (11.6.23) |
| Field Goals | 1 | vs. North Carolina Central (11.6.23) |
| Rebounds | - | |
| Assists | 1 | vs. North Carolina Central (11.6.23) |
| Blocks | - | |
| Steals | - | |
| Minutes | 8 | vs. North Carolina Central (11.6.23) |

NOTES

Played 8 minutes at point guard against North Carolina Central (11.6.23) ... Made a layup and dished out an assist.



13

ELMARKO JACKSON FR • Guard • 6-3 • 195 • Marlton, N.J. • South Kent HS • Twitter: @ElmarkoJ • IG: @elmarkojackson

2023-24 SEASON STATS

| PPG | RPG | APG | FG% | 3FG% | FT% |
|--------|-----|-----|------|------|-----|
| 8.5 | 1.5 | 7.5 | 54.5 | 25.0 | 100 |
| CAREER | | | | | |
| 8.5 | 1.5 | 7.5 | 54.5 | 25.0 | 100 |

CAREER HIGHS

| | | |
|-------------|----|----------------------------------|
| Points | 9 | vs. Manhattan College (11.10.23) |
| Field Goals | 3 | vs. Manhattan College (11.10.23) |
| Rebounds | 2 | vs. Manhattan College (11.10.23) |
| Assists | 10 | vs. Manhattan College (11.10.23) |
| Blocks | 1 | vs. Manhattan College (11.10.23) |
| Steals | 1 | vs. Manhattan College (11.10.23) |
| Minutes | 29 | vs. Manhattan College (11.10.23) |

NOTES

Has started in each of Kansas' two games ... Dished out a career-high 10 assists against Manhattan College (11.10.23) ... Has knocked down all four of his attempted free throws ... Averaging 25.0 minutes a contest.



14

PATRICK CASSIDY JR • G • 6-1 • 185 • Columbus, Kan. • Columbus Unified HS • Twitter: @patrickrcassidy • IG: @patrickcassidy14

2023-24 SEASON STATS

| PPG | RPG | APG | FG% | 3FG% | FT% |
|--------|-----|-----|------|------|-----|
| 0.0 | 0.0 | 0.0 | 00.0 | 00.0 | - |
| CAREER | | | | | |
| 0.0 | 0.0 | 0.0 | 00.0 | 00.0 | - |

CAREER HIGHS

| | | |
|-------------|---|--------------------------------------|
| Points | - | |
| Field Goals | - | |
| Rebounds | - | |
| Assists | - | |
| Blocks | - | |
| Steals | - | |
| Minutes | 5 | vs. North Carolina Central (11.6.23) |

NOTES

An invited walk-on who will provide depth at the point guard position ... Was a two-year manager for the Kansas men's basketball program in 2021-22, Kansas' NCAA National Championship season, and 2022-23.



15

KEVIN MCCULLAR JR. GR-SR • G • 6-7 • 212 • San Antonio, Texas. • Wagner HS/Texas Tech • Twitter: @Kevin_McCullar • IG: @kevinmccullarjr

2023-24 SEASON STATS

| PPG | RPG | APG | FG% | 3FG% | FT% |
|--------|-----|-----|------|------|------|
| 18.5 | 6.5 | 4.5 | 61.9 | 41.7 | 100 |
| CAREER | | | | | |
| 9.4 | 5.3 | 2.1 | 44.0 | 30.3 | 73.8 |

CAREER HIGHS (*AT TEXAS TECH)

| | | |
|--------------|----|-----------------------------|
| *Points | 24 | vs. Grambling (11.12.21) |
| *Field Goals | 9 | vs. Grambling (11.12.21) |
| Rebounds | 13 | vs. Kansas State (1.31.23) |
| Assists | 8 | at Oklahoma State (2.14.23) |
| *Blocks | 4 | vs. Baylor (1.16.21) |
| *Steals | 6 | vs. Texas (3.11.21) |
| *Minutes | 44 | at Kansas (1.24.22) |

NOTES

Averaging 18.5 ppg, 6.5 rpg and 4.5 apg after two games ... Scored 22 points in the season-opener against North Carolina Central (11.6.23), also knocking down 4 3PT ... Averaging 25.0 minutes a contest and has hit 6-of-6 FT.



20

MICHAEL JANKOVICH GR-SR • G • 6-4 • 190 • Dallas, Texas • Northfield Mount Hermon HS • Twitter: @michael_jank • IG: @mjankovich

2023-24 SEASON STATS

| PPG | RPG | APG | FG% | 3FG% | FT% |
|--------|-----|-----|------|------|------|
| 5.5 | 0.5 | 0.0 | 80.0 | 75.0 | - |
| CAREER | | | | | |
| 1.2 | 0.1 | 0.1 | 50.0 | 46.2 | 75.0 |

CAREER HIGHS

| | | |
|-------------|---|--------------------------------------|
| Points | 6 | vs. Manhattan College (11.10.23) |
| Field Goals | 2 | vs. Manhattan College (11.10.23) |
| Rebounds | 1 | vs. North Carolina Central (11.6.23) |
| Assists | 1 | vs. Chaminade (11.25.19) |
| Blocks | 1 | vs. Howard (3.16.23) |
| Steals | 1 | 2x, last vs. USC (3.22.21) |
| Minutes | 8 | vs. North Carolina Central (11.6.23) |

NOTES

Averaging 5.5 ppg through two games this season ... Has knocked down 3-of-4 3PT in 15 minutes of playing time.



22

DILLON WILHITE RS-SO • F • 6-9 • 240 • San Diego, Calif. • Cathedral Catholic HS • Twitter: @dillonwilhite • IG: @dillon.wilhite

2023-24 SEASON STATS

| PPG | RPG | APG | FG% | 3FG% | FT% |
|--------|-----|-----|------|------|------|
| 1.5 | 1.0 | 0.0 | 33.3 | - | 25.0 |
| CAREER | | | | | |
| 0.4 | 0.4 | 0.0 | 33.3 | - | 25.0 |

CAREER HIGHS

| | | |
|-------------|---|--------------------------------------|
| Points | 3 | vs. Manhattan College (11.10.23) |
| Field Goals | 1 | vs. Manhattan College (11.10.23) |
| Rebounds | 1 | vs. Manhattan College (11.10.23) |
| Assists | - | |
| Blocks | - | |
| Steals | - | |
| Minutes | 5 | vs. North Carolina Central (11.6.23) |

NOTES

Recorded his first points as a Jayhawk in the second half against Manhattan College (11.10.23).



23 **PARKER BRAUN** GR-SR • F • 6-10 • 235 • Burlington, Kan. • Blue Valley Northwest HS • IG: @parkerlouisbraun

2023-24 SEASON STATS

| PPG | RPG | BPG | FG% | 3FG% | FT% |
|-------------|------------|------------|-------------|-------------|-------------|
| 10.0 | 5.0 | 2.0 | 90.0 | 50.0 | 50.0 |
| CAREER | | | | | |
| 5.3 | 3.8 | 0.9 | 57.7 | 29.6 | 49.0 |

CAREER HIGHS

| | | |
|-------------|----|------------------------------|
| Points | 19 | vs. Nevada (11.16.21) |
| Field Goals | 9 | vs. Nevada (11.16.21) |
| Rebounds | 12 | at Pacific (1.14.23) |
| Assists | 5 | 4x, last vs. Iona (11.26.22) |
| Blocks | 5 | vs. Montana (12.19.21) |
| Steals | 3 | vs. BYU (1.27.22) |
| Minutes | 40 | vs. San Francisco (3.4.23) |

NOTES

Has shot 9-of-10 (90%) from the field through two games ... Blocked a game-high three shots against Manhattan College (11.10.23) ... Averaging 10 points and 5 rebounds per game.



24 **KJ ADAMS JR.** JR • F • 6-7 • 235 • Austin, Texas • Westlake HS • Twitter: @kj_atz • IG: @kjadams

2023-24 SEASON STATS

| PPG | RPG | BPG | FG% | 3FG% | FT% |
|-------------|------------|------------|-------------|------|------|
| 13.0 | 5.0 | 1.0 | 81.3 | - | - |
| CAREER | | | | | |
| 5.9 | 2.6 | 0.5 | 62.3 | 0.0 | 60.6 |

CAREER HIGHS

| | | |
|-------------|----|------------------------------|
| Points | 22 | vs. Oklahoma (1.10.23) |
| Field Goals | 9 | at Missouri (12.10.22) |
| Rebounds | 9 | vs. Omaha (11.7.22) |
| Assists | 5 | vs. West Virginia (2.25.23) |
| Blocks | 3 | vs. Southern Utah (11.18.22) |
| Steals | 4 | vs. Harvard (12.22.22) |
| Minutes | 37 | vs. West Virginia (2.25.23) |

NOTES

Has scored in double-figures in each of Kansas' two games ... Averaging 13 points and 5 rebounds a game ... Converted six dunks and two blocks against Manhattan College (11.10.23) ... Has hit 13-of-16 (81.3%) shots from the floor.



25 **NICOLAS TIMBERLAKE** GR-SR • G • 6-4 • 195 • Braintree, Mass. • Kimball Union Academy • Twitter: @NickJTimmerlake • IG: @ntimmerlake25

2023-24 SEASON STATS

| PPG | RPG | APG | FG% | 3FG% | FT% |
|------------|------------|------------|-------------|-------------|------------|
| 7.5 | 2.5 | 0.5 | 55.6 | 42.9 | 100 |
| CAREER | | | | | |
| 12.4 | 3.8 | 1.6 | 42.1 | 38.0 | 79.3 |

CAREER HIGHS (*AT TOWSON)

| | | |
|--------------|----|---------------------------------|
| *Points | 34 | at Col. of Charleston (2.23.23) |
| *Field Goals | 12 | at Hofstra (2.2.23) |
| *Rebounds | 9 | vs. Delaware (3.5.23) |
| *Assists | 6 | at Stony Brook (1.7.23) |
| *Blocks | 2 | at Pennsylvania (11.13.22) |
| *Steals | 4 | vs. Albany (11.7.22) |
| *Minutes | 43 | at Drexel (2.11.23) |

NOTES

Picked up 13 points on 4-of-5 shooting (80.0%) in his Kansas debut against North Carolina Central (11.6.23) ... First to come off the bench in each of the first two contests ... Has hit both of his attempted free throws.



41 **ZACH CLEMENCE** JR • F • 6-11 • 230 • San Antonio, Texas • Sunrise Christian Academy • Twitter: @BIGZTEXAS • IG: @zachary_clemence

2023-24 SEASON STATS

| PPG | RPG | BPG | FG% | 3FG% | FT% |
|--------|-----|-----|------|------|------|
| - | - | - | - | - | - |
| CAREER | | | | | |
| 1.8 | 1.6 | 0.3 | 35.1 | 25.0 | 45.7 |

CAREER HIGHS

| | | |
|-------------|----|---------------------------------------|
| Points | 11 | vs. Stony Brook (11.18.21) |
| Field Goals | 3 | 2x, last vs. Oklahoma (1.10.23) |
| Rebounds | 6 | 2x, last vs. Oklahoma State (2.14.22) |
| Assists | 3 | vs. Texas Southern (3.17.22) |
| Blocks | 3 | vs. Kansas State (1.31.23) |
| Steals | 2 | 2x, last vs. Kansas State (1.31.23) |
| Minutes | 15 | vs. Kansas State (1.31.23) |

NOTES

Plans for redshirt the 2023-24 season ... Entered the transfer portal following the 2022-23 season yet returned to Kansas ... Played in 44 games while at Kansas - 20 in 2022-23 and 24 in Kansas' 2022 NCAA National Championship season ... A solid shooter and being 6-foot-10, can play multiple positions and be a tough matchup ... Played his prep career at national powers Sunrise Academy and Findley Prep.



CHARLIE MCCARTHY RS-SO • G • 6-2 • 195 • Rancho Mirage, Calif. • Shadow Hills HS • IG: @chmac.13

2023-24 SEASON STATS

| PPG | RPG | BPG | FG% | 3FG% | FT% |
|--------|-----|-----|-----|------|-----|
| - | - | - | - | - | - |
| CAREER | | | | | |
| - | - | - | - | - | - |

CAREER HIGHS

| | | |
|-------------|---|--|
| Points | - | |
| Field Goals | - | |
| Rebounds | - | |
| Assists | - | |
| Blocks | - | |
| Steals | - | |
| Minutes | - | |

NOTES

An invited walk-on ... A member of Kansas' 2022 NCAA National Championship team ... Comes from a KU family as both parents are two of 23 family members who have graduated from KU.




ROCK CHALK JAYHAWK

TV/RADIO ROSTER


// 2023-24 KANSAS MEN'S BASKETBALL



1 HUNTER DICKINSON
Sr. / C / 7-2 / 260
Alexandria, Va.



3 DAJUAN HARRIS JR.
RS-Sr. / G / 6-2 / 170
Columbia, Mo.



4 JUSTIN CROSS
Jr. / F / 6-8 / 200
Oak Park, Ill.



5 CHRIS CARTER
RS-Fr. / G / 6-4 / 190
Indio, Calif.



10 JOHNNY FURPHY
Fr. / G / 6-9 / 202
Melbourne, Australia



11 JAMARI MCDOWELL
Fr. / G / 6-4 / 180
Houston, Texas




12 WILDER EVERS
RS-Fr. / G / 6-4 / 185
Birmingham, Ala.



13 ELMARKO JACKSON
Fr. / G / 6-3 / 195
Marlton, N.J.




14 PATRICK CASSIDY
Jr. / G / 6-1 / 185
Columbus, Kan.



15 KEVIN MCCULLAR JR.
Gr-Sr. / G / 6-7 / 212
San Antonio, Texas



20 MICHAEL JANKOVICH
Gr-Sr. / G / 6-4 / 190
Dallas, Texas



22 DILLON WILHITE
RS-Sr. / F / 6-9 / 240
San Diego, Calif.



23 PARKER BRAUN
Gr-Sr. / F / 6-10 / 235
Burlington, Kan.




24 KJ ADAMS JR.
Jr. / F / 6-7 / 235
Austin, Texas



25 NICOLAS TIMBERLAKE
Gr-Sr. / G / 6-4 / 200
Braintree, Mass.



41 ZACH CLEMENCE
Jr. / F / 6-11 / 230
San Antonio, Texas



CHARLIE MCCARTHY
RS-So. / G / 6-2 / 195
Rancho Mirage, Calif.



BILL SELF
Head Coach
21st Year at Kansas



KURTIS TOWNSEND
Assistant Coach
20th Year at Kansas



NORM ROBERTS
Assistant Coach
13th Year at Kansas



JEREMY CASE
Assistant Coach
Ninth Year at Kansas



FRED QUARTLEBAUM
Director of Operations
11th Year at Kansas



JOE DOOLEY
Director of Student-Athlete Development
12th Year at Kansas



DOC SADLER
Advisor to the Men's Basketball Program



BRADY MORNINGSTAR
Video Coordinator