

INSIDE THE SERIES

Overall	51-64-5	Most K-State Pts	64 (2002)
In Manhattan	29-27-3	Most Kansas Pts	55 (1947)
In Lawrence	22-37-2	3 Points or Less	4-5-5
Current Streak	Won 14	7 Points or Less	15-19-5
Longest Win Streak	14 (2009-22)	Biggest Win	64-0 (2002)

K-STATE'S STATISTICAL LEADERS

RUSHING



#31
DJ Giddens

143 CAR
859 YDS
7 TD

PASSING



#18
Will Howard

182 COMP
285 ATT
2,190 YDS
21 TD

RECEIVING



#8
Phillip Brooks

49 REC
554 YDS
5 TD

RETURNS



#8
Phillip Brooks

7 KR
125 YDS
0 TD

TACKLES



#41
Austin Moore

54 TKL

TFLs



#41
Austin Moore

10.0 TFL

SACKS



#29
Khalid Duke

5.0 SKS

INTs



#10
Jacob Parrish

3 INT

WHERE TO FIND...

Media Information	2
Team Notes	3-4
Offensive Notes	4-5
Defensive Notes	5-6
Special Teams Notes	6
Coaching Staff/Roster Notes	7
Opponent Breakdown	8
Last Time vs. Kansas	9
Career Stats vs. Kansas	10
2023 Opponent Tracker	11
Head Coach Chris Klieman	12-13
Assistant Coaches/Gameday Locations	14
Roster/Pronunciations	15-16
How the Wildcats Were Built	17
Depth Chart	18
Depth Chart Notes	19-21
Select Player Bios	22-35
Team Statistics	36-37
Game-by-Game Offensive Statistics	38
Defensive Statistics	39
Game-by-Game Defensive Statistics	40
Game-by-Game Summaries/Starters/Turnovers	41
Scoring Drives/Drive Analysis	42
Third Downs/Red Zone	43
Long Plays	44
Superlatives	45
Game Recaps	46-55
Last Time	56-60
Records Watch	61-62



KANSAS STATE WILDCATS

7-3 • 5-2 BIG 12

Ranking (CFP/AP/Coaches)	25/23/24
Last Game	Nov. 11, 2023 Defeated Baylor, 59-25
Coach	Chris Klieman
Career Record (Yr)	109-36 (11th)
Record at K-State (Yr)	37-23 (5th)
Record vs. Kansas	4-0



KANSAS JAYHAWKS

7-3 • 4-3 BIG 12



Ranking (CFP/AP/Coaches)	16/rv/rv
Last Game	Nov. 11, 2023 Lost to Texas Tech, 13-16
Coach	Lance Leipold
Career Record (Yr)	161-59 (17th)
Record at Kansas (Yr)	15-20 (3rd)
Record vs. K-State	0-2



FS1
Alex Faust (Play-by-Play)
Petros Papadakis (Analyst)



K-State Sports Network
Wyatt Thompson (Play-by-Play)
Stan Weber (Analyst)
Matt Walters (Sidelines)



SIRIUSXM
SiriusXM Channel 132 or 200
SXM App 954

THE TOP 5

1 Following dominating 59-25 home victory over Baylor in which it scored its most points in a Big 12 game since 2011, No. 23 Kansas State goes back on the road for the final time in the regular season when it heads east on I-70 to face in-state rival Kansas in Lawrence on Saturday night. The game will kick at 6 p.m. and be shown on FS1 with **Alex Faust** (play-by-play) and **Petros Papadakis** (analyst) on the call.

2 The Cats are one of seven Power 5 teams to rank in the top 25 nationally in both scoring offense and scoring defense. They enter play this week ranked 12th by scoring 38.8 points per game. Since **Collin Klein** took over as offensive coordinator for the 2021 Texas Bowl, K-State is averaging 35.3 points per game, which includes hitting the 40-point mark in six games this season.

3 K-State's ground game has led the way as it checks in at No. 14 in the country with 202.1 rushing yards per game. Senior quarterback **Will Howard** has had a resurgence over the last four weeks, throwing for 12 touchdowns with just one interception. In the last four games, he has tied a school record for passing touchdowns in a game (4) and also became the school's career leader in touchdown passes (45).

4 Over the last three weeks, K-State has outscored its opponents, 171-61, and has won the turnover battle with a plus-10 margin thanks to eight interceptions, including a pick-six last week by **Keenan Garber**. Garber's score was one of two by the defense against Baylor as **Desmond Purnell** returned a fumble 15 yards for a touchdown. It was the first time K-State had two defensive scores in a game since 2017.

5 The K-State defense enters the week ranked in the top 25 nationally in third down defense (3rd – 26.7%), pass efficiency defense (14th – 113.6), defensive touchdowns (18th – 2) and scoring defense (21st – 18.5 ppg). Since the Cats switched to a 3-3-5 alignment to start the 2021 season (37 games), K-State has allowed just 20.6 points per game to tie for 16th in the nation and second in the Big 12.

STATISTICAL SPOTLIGHTS

Rushing yards per game this season by K-State, which ranks 14th nationally heading into this weekend.

202.1

Red-zone touchdown percentage by the Wildcats this season (40-of-50), which ranks fourth nationally.

80.0

Third down percentage allowed by K-State, ranking third nationally and standing as its best mark since 1999 (22%).

26.7


Number of turnovers the Wildcat defense has forced over the last five games (4-1 record in those games).

13

Defensive touchdowns last week by K-State, its most in a Big 12 game since 2002 vs. Iowa State.

2

PLAYER SPOTLIGHT



The Wildcats recorded two defensive touchdowns last week, which included a pick-six by former wide receiver **Keenan Garber**.

2023 SCHEDULE & RESULTS



SEMO
Sept. 2
W, 45-0
Big 12 Now



rv/rv Troy
Sept. 9
W, 42-13
FS1



at nr/rv Missouri
Sept. 16
L, 27-30
SEC Network



nr/rv UCF*
Sept. 23
W, 44-31
FS1



at Oklahoma St.*
Oct. 6
L, 21-29
ESPN



at Texas Tech*
Oct. 14
W, 38-21
FS1



TCU*
Oct. 21
W, 41-3
ESPN2



Houston*
Oct. 28
W, 41-0
ESPN2



at 7/7/6 Texas*
Nov. 4
L, 30-33 (OT)
FOX



Baylor*
Nov. 11
W, 58-25
Big 12 Now



at 16/rv/rv Kansas*
Nov. 18
6 p.m.
FS1



Iowa State*
Nov. 25
TBA



MEDIA SCHEDULE - KANSAS

MONDAY 13	TUESDAY 14	WEDNESDAY 15	THURSDAY 16	FRIDAY 17	SATURDAY 18	SUNDAY 19
No Media Availability	Press Conference 12 p.m. – Lunch 12:30 p.m. – Chris Klieman 1 p.m. – Players Media Download Video and audio files of Coach Klieman's press conference will be available for media download at approximately 2 p.m. Contact Ryan Lackey for access.	No Media Availability	Coordinator Media Availability 2 p.m. – Coordinators Media Download Video and audio files of both coordinator media sessions will be available for media download at approximately 3:30 p.m. Contact Ryan Lackey for access.	No Media Availability Travel to Topeka, Kan.	Game 11 K-State at Kansas 6 p.m. FS1 Memorial Stadium Lawrence, Kan. Postgame Coach Klieman and players in visiting media area	No Media Availability K-State's game notes for the Iowa State game will be available on Monday, November 20 at 1 p.m.

K-STATE ATHLETICS COMMUNICATIONS



RYAN LACKEY

Associate AD/Communications

Primary Contact/Assistants & Players Requests

Cell 785-587-7865

Email rlackey@kstatesports.com

Twitter @rlackey84



KENNY LANNOU

Executive Associate A.D./Communications

Coach Klieman Requests

Cell 785-587-7867

Email klannou@kstatesports.com

Twitter @KennyLannou



MANDI MCKINLEY

ADMINISTRATIVE ASST./COMMUNICATIONS

Credentials

Office 785-532-6735

Email mmckinley@kstatesports.com

CREDENTIALS

Media outlets interested in covering Kansas State football on either a season or individual-game basis are requested to submit all applications for credentials through the K-State Athletics Communications football credential application website at www.k-statesports.com/media. K-State is unable to process written requests for football credentials. Please be sure and review the department's credential policies on page 233 of the 2023 K-State Football Media Guide.

Due to inconsistent mail delivery service on tight deadlines, media passes may not be mailed in some instances. If this is the case, passes may be picked up at a location to be determined by the K-State Athletics Communications Office. Individuals picking up credentials will be required to furnish positive identification.

Admission to the press level is for working media only. Only those media with official K-State credentials will be admitted. Friends, spouses, children under the age of 16 and non-workers are not welcome in the press area.

Only two field access credentials will be allowed per media outlet for each game.

WEEKLY MEDIA AVAILABILITY

Tuesdays: Head coach **Chris Klieman** hosts a weekly news conference in the Steel & Pipe Team Theatre of the Vanier Family Football Complex. Lunch will be served at noon followed by Klieman's press conference at 12:30 p.m. Requested players are available from 1 p.m., to 2 p.m. **Player requests must be submitted to Ryan Lackey by 12 p.m., on Mondays.**

Thursdays: Offensive coordinator **Collin Klein** and defensive coordinator **Joe Klanderma** will hold interviews for 10 minutes apiece beginning at 2 p.m. These will take place in the Steel & Pipe Team Theatre at the Vanier Family Football Complex.

PRESS CONFERENCE VIDEO

Broadcast-quality video and audio files of press conferences on Tuesday and Thursday will be available for download in the afternoons on those respective days. Please contact Ryan Lackey for download instructions.

POSTGAME INTERVIEWS

K-State's locker room is closed. Media will be asked to submit a list of player requests to Ryan Lackey at the start of the fourth quarter. During home games, Coach Klieman will address the media in the Steel & Pipe Team Theatre on the third floor of the Vanier Family Football Complex, followed by the requested players. To get to the theater, proceed to the concourse and walk toward the Vanier Family Football Complex. Enter the first set of double doors and take an immediate left into the theater. On the road, these interviews will take place either in the designated visiting interview area or outside the visiting locker room.



COLLEGE PRESSBOX

collegepressbox is the official media website for Division I football. Access and download game notes, quotes, statistics, media guides, headshots, logos and more for all FBS schools, conferences, postseason games, awards and the College Football Playoff. For access, please register for an account at collegepressbox.com/register.

BIG 12 NOW ON ESPN+

Big 12 Now on ESPN+ is accessible to subscribers through the latest version of the ESPN App, ESPN.com, iPhone, iPad, AppleTV (Generation 3 & 4), Android Handset, Roku, Chromecast, FireTV, Xbox, Playstation, Oculus Go and Samsung connected TVs (Tizen). ESPN+ is available for \$9.99 per month or \$99.99 per year or as part of the Disney Bundle starting at \$12.99 per month and can be canceled at any time.



CHRIS KLIEMAN TV SHOW

Featuring the head coach of the Wildcats with the Voice of the Wildcats Wyatt Thompson, the Chris Klieman TV Show recaps the last game for the Wildcats and looks ahead to the coming week. The show will be available on Big 12 Now on ESPN+ in addition YURView Kansas on Monday following each game.

CHRIS KLIEMAN RADIO SHOW

Featuring the head coach of the Wildcats with the Voice of the Wildcats Wyatt Thompson, the Chris Klieman Radio Show recaps the last game for the Wildcats and looks ahead to the coming week, while also taking calls in front of a live audience at Powercat Sports Grill in Manhattan. The show will be held every Wednesday during the season from 7-8 p.m., with the exception of the week of Thanksgiving (November 22). The show will be available on many of the K-State Sports Network affiliates.

2023 RADIO AFFILIATES

MARKET	CALL LETTERS	FREQUENCY
Beloit	KVSV	1190 AM/105.5 FM/102.9 FM
Chanute	KINZ	95.3 FM
Clay Center	KCLY	100.9 FM
Coffeyville	KGGF	690 AM
Colby/Goodland	KRDQ	100.3 FM
Concordia	KNCK	1390 AM/98.3 FM
Dodge City	KAHE	95.5 FM
Emporia	KVOE	101.7 FM
Great Bend	KZRS	107.9 FM
Hays/Ness City	KKDT	93.5 FM
Hiawatha	KNZA	103.9 FM
Hugoton	KHGN	106.7 FM
Hutchinson/Wichita	KHMY	93.1 FM
Junction City	KJCK	1420 AM/107.9 FM
Kansas City	KCSP	610 AM
Manhattan	KMAN	1350 AM/93.3 FM
Manhattan	KMKF	101.5 FM
Marysville	KNDY	1570 AM/94.1 FM/95.5 FM
Medicine Lodge	KQZQ	98.3 FM
Norton	KQNK	1530 AM/106.7 FM
Pittsburg	KSEK	107.9 FM
Phillipsburg	KKAN	1490 AM
Phillipsburg	KQMA	92.5 FM
Russell	KRSL	990 AM/98.1 FM
Salina	KSAL	1150 AM
Scott City	KSKL	94.5 FM
Seneca	KMZA	92.1 FM
Topeka	WIBW	580 AM/94.5 FM/104.9 FM
Wamego	KMAN	93.7 FM
Wichita	KFH	1240 AM/97.5 FM
Winfield	KWLS	107.9 FM



RECENT RECAP

• Two defensive touchdowns and four total scores from quarterback **Will Howard** propelled the Cats to a 59-25 win over Baylor last week. During the contest, Howard became K-State's leader in career touchdown passes with 45, passing the mark of former first-round NFL Draft pick Josh Freeman.

• K-State scored two defensive touchdowns in the game, the first time doing so since 2017 (Charlotte) and the first in a Big 12 game since Bobby Walker had two interception-return touchdowns against Iowa State in 2002.

• In their last road game at No. 7 Texas, the Wildcats were down 27-7 in the third quarter before battling back to force overtime thanks in part to a blitz of 20 points over a span of 2 minutes, 42 seconds, but K-State eventually fell, 33-30, in overtime. The defense held the Horns to 171 yards in the second half, special teams blocked a punt, and Howard finished with a career high in passing yards (327) and tied his career highs in completions (26) and touchdown passes (4).

A HISTORIC RIVALRY

• Saturday's contest marks the 113th-consecutive year that K-State and Kansas will meet on the gridiron. It is the fourth-longest uninterrupted series in the FBS and will become the third-longest next year as Oklahoma State and Oklahoma are not scheduled to play.

• In addition to the streak, this will be the 121st all-time meeting between the two schools, making it the ninth most-played rivalry in FBS history.

LONGEST UNINTERRUPTED SERIES IN FBS HISTORY

Rk.	Matchup	Current Streak	Note
1.	Minnesota vs. Wisconsin	116	Will Play 11/25
12.	Oklahoma State vs. Oklahoma	114	Played 11/4
	Wake Forest vs. NC State	114	Played 11/11
4.	K-State vs. Kansas	112	Will Play 11/18

LAST 17 QUARTERS

• Kansas State has been on a solid streak over the past four-plus games. Since Texas Tech took a 21-17 lead over the Cats with 7:31 left in the third quarter of the October 14 contest, K-State has outscored its opponents, 192-61.

• Other notables from the last five games include: 41.8 points per game – which ranks eighth nationally and fourth among Power 5 teams – 445.4 yards per game, and, perhaps most importantly, a plus-10 margin in turnovers.

TO's MAKE THE DIFFERENCE

• Prior to the Texas Tech game, K-State ranked 105th nationally in turnover margin (minus-3) but has since flipped that script as it currently ranks 17th nationally with a plus-7 margin.

• In the last five contests, K-State has forced 13 turnovers (eight interceptions, five fumbles) while only committing three (two fumbles, one interception).

OH, SO CLOSE

• Kansas State has three losses this season – all on the road – by a combined 14 points to teams ranked in the top 25 in this week's Associated Press Top 25.

• The Wildcats suffered a 30-27 loss at Missouri – now ranked No. 11 – on a last-second, SEC-record 61-yard field goal. Two games later, K-State lost, 29-21, at Oklahoma State, which is now ranked No. 24. Then the Wildcats came away three points short in a 33-30 overtime loss at No. 7 Texas.

AMONG THE NATION'S BEST

• K-State has a total of 220 victories since 1996, which is tied for 22nd nationally. Among current Big 12 teams, the Wildcats rank fifth behind Oklahoma (270), Texas (238), BYU (228) and TCU (228). Over the last 14 seasons, the Wildcats have won at least seven games 11 times.

POSTSEASON PROMINENCE

• Kansas State has a strong history of being in the postseason, as the Cats will advance to their 24th bowl game since 1993 at the end of this season, including their 12th in the last 14 years.

• Entering the 2023 campaign, K-State's 23 bowl trips since 1993 were tied for fourth among current Big 12 teams.

• In an era when over 80 teams play in a bowl game each year, the Cats are one of just 19 Power 5 teams to play in a bowl game 11 times in the previous 13 years.

A WINNING TRADITION

• Kansas State has been one of the best Big 12 teams since the inception of the conference in 1996. The Wildcats are third with 138 conference victories, trailing only Oklahoma and Texas.

• The Wildcats are also third in the conference in winning percentage since non-divisional play began in 2011. They sit at 60.0% (69-46), trailing only Oklahoma (77.2%; 88-26) and Oklahoma State (65.2%; 75-40).

• During that stretch, the Wildcats are 39-19 (67.2%) at home in Big 12 play and 30-27 (52.6%) on the road.

ALL-TIME BIG 12 VICTORIES

Rk.	School	Wins
1.	Oklahoma	174
2.	Texas	155
3.	K-State	138
4.	Oklahoma State	130
5.	Texas Tech	111
6.	Baylor	81
7.	Iowa State	80
8.	TCU*	58
9.	West Virginia*	49
10.	Kansas	48

* Joined Big 12 prior to 2012 season

BIG 12 WINNING % SINCE 2011

Rk.	School	Pct.
1.	Oklahoma	77.2%
2.	Oklahoma State	65.2%
3.	K-State	60.0%
4.	Texas	57.0%
5.	Baylor	54.8%
6.	TCU	57.0%
7.	West Virginia	48.6%
8.	Iowa State	40.9%
9.	Texas Tech	36.5%
10.	Kansas	11.4%

A CULTURE OF WINNING

• A proven winner with a championship history, **Chris Klieman** holds a 109-36 career record, as his 75.2% career winning percentage ranks fourth among current FBS coaches that have led programs for at least 10 seasons.

• Klieman, who is 37-23 since arriving at K-State prior to the 2019 season, is also one of just 16 current Power 5 head coaches with at least 100 wins.

WINNING % BY ACTIVE FBS COACHES*

Rk.	Coach	Current School	Pct.
1.	Nick Saban	Alabama	80.4%
2.	Dabo Swinney	Clemson	79.5%
3.	Curt Cignetti	James Madison	77.6%
4.	Chris Klieman	K-State	75.2%
5.	Lance Leipold	Kansas	73.2%

* Minimum 10 years of head coaching experience

WILDCATS WHEN...

Overall.....	7-3
Big 12.....	5-2
Non-conference record	2-1
Home	6-0
Away	1-3
Neutral.....	0-0
Current streak.....	Won 1
Current home streak.....	Won 7
Current road streak.....	Lost 1
Last win	59-25 vs. Baylor (11/11/23)
Last loss	33-30 at Texas [ot] (11/4/13)

Day game.....	3-1
Night game.....	4-2

Game on:

Big 12 Now on ESPN+.....	2-0
ESPN.....	0-1
ESPN2.....	2-0
FOX.....	0-1
FS1	3-0
SEC Network.....	0-1

September	3-1
October	3-1
November	1-1
December.....	0-0
vs. top-25 teams (AP).....	0-1
vs. non-ranked teams (AP).....	7-2
On artificial surface.....	7-3
On natural grass	0-0

Scoring first.....	7-1
Opponent scores first	0-2
Leading after 1st quarter	6-0
Behind after 1st quarter.....	1-3
Tied after 1st quarter	0-0
Leading at halftime.....	7-0
Behind at halftime	0-3
Tied at halftime.....	0-0
Leading after 3rd quarter	7-1
Behind after 3rd quarter	0-2
Tied after 3rd quarter.....	0-0
Overtime.....	0-1

Scoring 20 points or less.....	0-0
Scoring 20+ points	7-3
Scoring 30+ points	7-1
Allowing 21 points or less	5-0
Allowing 10 points or less	3-0

With 100-yard rusher	4-0
Allow 100-yard rusher.....	0-2
With 300-yard passer.....	0-1
Allow 300-yard passer.....	0-1
Outgain opponent.....	6-0
Total offense + 400 yards.....	5-1
Allow + 400 yards total offense	2-3

No turnovers	3-0
Less than three turnovers.....	6-2
Three or more turnovers.....	0-1
No takeaways.....	0-2
Three or more takeaways	2-1
Fewer turnovers gained	0-2
Equal turnovers gained	0-0
More turnovers gained	7-1
Control time of possession	4-0
Opponent controls time of possession.....	3-3



NATIONAL RANKINGS

College Football Playoff Rankings (Week 11)

1. Ohio State.....	9-0
2. Georgia.....	9-0
3. Michigan.....	9-0
4. Florida State.....	9-0
5. Washington.....	9-0
6. Oregon.....	8-1
7. Texas.....	8-1
8. Alabama.....	8-1
9. Ole Miss.....	8-1
10. Penn State.....	8-1
11. Louisville.....	8-1
12. Oregon State.....	7-2
13. Tennessee.....	7-2
14. Missouri.....	7-2
15. Oklahoma State.....	7-2
16. Kansas.....	7-2
17. Oklahoma.....	7-2
18. Utah.....	7-2
19. LSU.....	6-3
20. Notre Dame.....	7-3
21. Arizona.....	6-3
22. Iowa.....	7-2
23. Tulane.....	8-1
24. North Carolina.....	7-2
25. Kansas State	6-3

Associated Press Poll/AFCA Coaches' Poll (Week 12)

AP	Coaches
1. Georgia.....	Georgia
2. Michigan.....	Michigan
3. Ohio State.....	Ohio State
4. Florida State.....	Florida State
5. Washington.....	Washington
6. Oregon.....	Oregon
7. Texas.....	Texas
8. Alabama.....	Alabama
9. Louisville.....	Louisville
10. Oregon State.....	Oregon State
11. Missouri.....	Missouri
12. Penn State.....	Penn State
13. Ole Miss.....	Oklahoma
14. Oklahoma.....	Ole Miss
15. LSU.....	LSU
16. Utah.....	Utah
17. Tulane.....	Tulane
18. James Madison.....	Notre Dame
19. Arizona.....	Tennessee
20. Notre Dame.....	North Carolina
21. Tennessee.....	James Madison
22. North Carolina.....	Arizona
23. Kansas State	Iowa
24. Oklahoma State.....	Kansas State
25. Liberty.....	Oklahoma State

OTHER BIG 12 TEAMS RECEIVING VOTES IN AP POLL:

Kansas 83.

OTHER BIG 12 TEAMS RECEIVING VOTES IN COACHES POLL:

Kansas 90.

THE LAST TIME KANSAS STATE WAS...

Ranked in CFP Poll: 11/7/23 (25th)

Ranked in AP Top 25: 11/12/2023 (23rd)

Ranked in USA TODAY Sports Coaches Poll: 11/12/2023 (24th)

Not Ranked but RV in AP Poll: 11/5/2023

Not Ranked but RV in Coaches' Poll: 11/5/2023

CATS TOPS IN NON-OFFENSIVE TDs

• K-State is the nation's best in non-offensive touchdowns over the last 24 seasons as it has 131 since 1999, seven more than the next closest team (Alabama – 124).

• K-State recorded its first two non-offensive scores of 2023 against Baylor when linebacker **Desmond Purnell** returned a fumble 15 yards for a score, while cornerback **Keenan Garber** returned an interception 45 yards to paydirt. It was the first time K-State had two defensive scores since 2017 (Charlotte), while it was the first for a Big 12 game since 2002 (Iowa State).

• Of the 131 non-offensive scores since 1999, 44 have been punt returns, 41 interception returns, 33 kickoff returns, 11 fumble returns and 2 missed/blocked field goal returns.

NON-OFFENSIVE TDs SINCE 1999

Rk.	School	Non-Offensive TDs
1.	K-State	131
2.	Alabama	124
3.	Virginia Tech	117
4.	Utah	113
5.	Texas	112

OFFENSIVE NOTES SCORING SURGE

• K-State has scored at least 38 points in nine of its last 12 regular-season contests dating back to last season.

• Since **Collin Klein** started calling plays for the 2021 Texas Bowl, K-State's offense has averaged 35.3 points per game.

• The Cats currently rank 12th nationally and second in the Big 12 with 38.8 points per game this season, a figure that ranks sixth in school history.

TOTAL OFFENSE

• K-State has totaled at least 375 yards in 14 of 16 games against Big 12 foes dating back to last season, including the Big 12 Championship. During that stretch, the Wildcats held a 10-game conference game streak with 375 or more yards, the longest in school history.

• The Cats enter this week's game ranked 20th nationally by averaging 452.5 yards per game, a mark that currently ranks second in school history. They also currently rank sixth in school history with 6.24 yards per play.

500 CLUB

• The latest 500-yard output for the Wildcats came against TCU, a 587-yard effort that included 406 yards in the first half, which was the most by K-State in a half since at least 1999.

• It was the sixth-most yards in a game in school history but the most ever against a conference opponent.

• K-State tallied 588 yards in the opener against SEMO, the fifth-most in school history and most ever in a season opener.

• This is the first year K-State has at least three 500-yard games since 2003 (535 vs. California; 503 at Iowa State; 561 at Nebraska; 519 vs. Oklahoma) and the first time with at least two in Big 12 play since 2014 (505 vs. Kansas and 535 vs. Texas Tech).

RUSHING TO VICTORY

• K-State has steadily been one of the top rushing attacks in the country this season as it ranks 14th nationally with 202.1 rushing yards per game.

• The Wildcats are also tied for 12th nationally and first in the Big 12 with 25 rushing touchdowns.

TAKING CARE OF THE BALL

• A staple of K-State football over the past decade has been committing very few turnovers, as the Wildcats are tied for second among Power 5 teams in fewest turnovers since 2012 with 176.

• That figure leads returning Big 12 teams, as the Wildcats are 18 better than the next closest program (Oklahoma, 194).

• The Wildcats finished the 2022 season tied for eighth nationally and tops in the Big 12 in turnover margin (+0.86 / game) and head into this week's game ranked 17th (+0.70 / game).

FEWEST TURNOVERS SINCE 2012*

Rk.	School	Turnovers
1.	LSU	168
2.	K-State	176
	Alabama	176
4.	Oregon	180
5.	Ohio State	185

* Among Power 5 Teams

PUTTING IT WHERE ONLY OUR GUY CAN GET IT

• Since **Collin Klein** took over coaching the quarterbacks in 2017, K-State has only thrown 51 interceptions, equating to 0.60 per game.

• K-State's 51 total interceptions thrown the last six-plus seasons are the fewest in the Big 12 and tied for sixth among Power 5 teams.

THIRD DOWN SUCCESS

• Kansas State has been one of the best teams in the nation in terms of converting on third down, as the Wildcats are 11th nationally and second in the Big 12 with a 49.3% (67-of-136) success rate. K-State's 67 total third-down conversions are tied for eighth in the country and are tops in the Big 12.

• The Cats hit on 74.1% of their third-down attempts over the TCU and Houston games, nearly 10% higher than any other team in the country over those two weeks. K-State went 10-of-13 vs. TCU and 10-of-14 vs. Houston, marking the third time this season they converted on 10 attempts (Troy). It is the first season K-State has been successful on at least 10 third-down attempts in three different games since at least 1999.

• The Wildcats are looking to finish over 50% on third downs in a season for the first time since 1998 (50.6% – 84-of-166).

RED ZONE SUCCESS

• Kansas State has been one of the best teams in the nation in turning red-zone trips into touchdowns, as the Wildcats lead the Big 12 and rank fourth nationally by finding paydirt on 80% percent of their red-zone possessions (40-of-50).

• K-State's 40 red-zone touchdowns this year rank nationally and four more than the next closest Big 12 team (Oklahoma – 36).

• This year is a continuation of red-zone success under head coach **Chris Klieman**, as the Wildcats rank second in the Big 12 by scoring on 90.7% (214-of-236) of their overall red-zone trips since 2019. Oklahoma ranks first at 90.9% (269-of-296).

RED-ZONE TOUCHDOWN PERCENTAGE

Rk.	School	TD %
1.	Rice	82.35%
	USC	82.35%
3.	Oregon State	81.08%
4.	K-State	80.00%
5.	New Mexico	78.13%



THE ALL-TIME LEADER

- Playing in 32 career games with 25 starts, **Will Howard** has 45 career touchdown passes – including 21 this season – as he became the school's career record holder during last week's victory over Baylor. Howard passed former first-round NFL Draft pick Josh Freeman, who had 44 in his career (2006-08).
- A product of Downingtown, Pennsylvania, Howard now has his sights set on the school's single-season record of 24 touchdown passes, which is currently held by Eli Roberson (2003). Howard's 21 touchdown passes this year currently rank fifth in school history, second in the Big 12 (Oklahoma's Dillon Gabriel – 25) and 16th nationally.

THEY COME IN THREES

- **Will Howard** produced his fifth game this year with at least three touchdown passes last week against Baylor.
- He also had three scoring strikes this season against Troy, Missouri and TCU, and a school-record and career-high tying four against Texas.
- Howard is the first K-State signal caller with at least five games throwing three or more passing touchdowns since Josh Freeman did so in five games during the 2008 season, while he is the first with three such games against Big 12 opponents since Eli Roberson in 2003 (4 at Oklahoma State, 3 vs. Colorado and Baylor, 4 vs. Oklahoma in the Big 12 Championship).

RANKING HIGH ON THE CHARTS

- In addition to his touchdown passes, **Will Howard** ranks highly on many other K-State career and single-season lists.
- Howard enters this week ranked fifth in school history in career passing yards (5,333), completion percentage (59.3), passing attempts (707), touchdowns responsible for (62) and total offense per game (193.4), tied for fifth in completions (421), and ranks sixth in passing efficiency (137.4) and passing yards per game (166.7).
- In single-season categories, Howard ranks fifth in passing touchdowns (21) and ninth in completions (182), TDs responsible for (28) and passing efficiency (147.1). He is also just outside the top 10 in passing yards (2,190) and attempts (285).

COMING ON STRONG

- **Will Howard** has had a resurgence over the last four games, leading the Wildcats to three victories and a narrow 33-30 overtime loss at No. 7 Texas.
- Over his first six games of the year, Howard averaged 218.3 passing yards per game on 112-of-182 (61.5%) aim with nine touchdowns and seven interceptions.
- Over the last four contests, Howard is averaging 220.0 yards per game on 70-of-104 (67.3%) aim with 12 touchdowns and one pick.

FIVE FOR THE FRESHMAN

- True freshman quarterback **Avery Johnson** rushed for five touchdowns at Texas Tech to tie the school record with current K-State offensive coordinator **Collin Klein** (2011 vs. Texas A&M) and Jonathan Beasley (2000 vs. North Texas).
- It is the most rushing touchdowns nationally in a game this year, while it is the most by any true freshman since Oklahoma's Samaje Perine had five against Kansas in 2014.
- Johnson's five rushing scores are also the most by any true freshman quarterback in the nation since at least 1995, which makes it the most by a true freshman quarterback in Big 12 history. It was also the first time any Big 12 player had at least five rushing touchdowns since 2016.

RUNNING TO PAYDIRT

- **Avery Johnson** has six rushing touchdowns this season, which is tied for third in school history among freshmen. He is two shy of the record held by then-redshirt freshman full-back Ayo Saba in 2002 and one shy of tying the school's true freshman record held by running back Deuce Vaughn in 2020.
- Johnson's six rushing touchdowns this year are the third most nationally among true freshmen, just two behind UNLV running back Jai'Den Thomas and Louisiana Tech running back Keith Willis Jr.

GIDDENS GETTING IT DONE

- Sophomore running back **DJ Giddens** has rushed for 859 yards and seven touchdowns this year in addition to collecting 282 receiving yards and two touchdowns, as he is one of just seven Big 12 running back over 1,000 scrimmage yards this season.
- He has been efficient when he touches the ball, ranking fourth among Big 12 backs with 6.8 yards per touch (minimum 100 touches).
- Giddens enters this week tied for 11th nationally with 39 touches that have gone for at least 10 yards.
- A native of Junction City, Kansas, Giddens' 6.01 yards per rush this year currently ranks fourth in school history, while he has 5.94 yards per rush in his career to rank second behind Darren Sproles (6.11 yds/rush – 2001-04).
- Giddens is on the verge of the 17th 1,000-yard rushing season in school history.

CONTINUED SUCCESS

- **Ben Sinnott** burst onto the scene last season, and that has continued in 2023 as he ranks fifth nationally and first in the Big 12 among tight ends with 501 receiving yards.
- A product of Waterloo, Iowa, Sinnott enters this week's game ranked third in school history among tight ends in single-season receiving yards and receptions (35), while he is tied for second in receiving touchdowns (4).
- Sinnott also ranks second in school history among tight ends with eight career receiving touchdowns in addition to ranking third in receptions (68) and fourth in yards (963).

SWISS ARMY KNIFE

- **Ben Sinnott's** skill set allows him to line up in many different spots. Through 10 games this season, the Waterloo, Iowa, product has lined up 392 times as an inline tight end, 137 times in the slot, 74 times in the backfield and 19 times out wide.

DEFENSIVE NOTES A BIG TURNAROUND

- The K-State defense switched from a four-man front to a 3-3-5 alignment in 2021, and the change has paid off.
- In the 37 games since the defensive switch, the Cats are allowing just 20.6 points per game, which is tied for 16th in the nation and ranks second in the Big 12.
- The Wildcats surrendered just 21.0 points per game in 2021 and 21.9 points per game last year. It marked the first time K-State allowed less than 22.0 points per game in consecutive seasons since going 13-straight years from 1991 to 2003.
- K-State enters the week ranked 21st nationally and second in the Big 12 by allowing 18.5 points per game. The last time the Wildcats allowed under 20.0 points per game in a season was 2003 (16.3).
- The Wildcats have only allowed 20 touchdowns from scrimmage this year, which is tied for ninth nationally.

WILDCATS IN THE NFL

With the NFL season in full swing, Kansas State currently has 16 players on NFL rosters. Of the 16, eight are on defense and eight are on offense. The longest-tenured former Wildcats are **Tyler Lockett** and **Cornelius Lucas** as both are entering their ninth season.



Six players from last year's roster are now on NFL teams, including first-round pick **Felix Anudike-Uzomah** (Kansas City) and second-round selection **Juju Brents** (Indianapolis).

Name	Team	Pos.	Exp.
Felix Anudike-Uzomah	Kansas City	DE	R
Ekow Boye-Doe^	Kansas City	CB	R
Juju Brents	Indianapolis	CB	R
Josh Hayes	Tampa Bay	DB	R
Timmy Horne^	Atlanta	DL	2
Malik Knowles*	Minnesota	WR	R
Tyler Lockett	Seattle	WR	9
Cornelius Lucas	Washington	T	9
Byron Pringle	Washington	WR	6
D.J. Reed	New York Jets	CB	6
Dalton Risner	Minnesota	OL	5
Duke Shelley	Los Angeles Rams	DB	5
Skylar Thompson	Miami	QB	2
Deuce Vaughn	Dallas	RB	R
Cody Whitehair	Chicago	OL	8
Russ Yeast	Los Angeles Rams	DB	2

^ – Practice Squad; * – Injured Reserve

NFL CATS • WEEK 11

SUNDAY, NOVEMBER 19

Dallas – **Deuce Vaughn**

at Carolina
12 p.m. (FOX)

Chicago – **Cody Whitehair**

at Detroit
12 p.m. (FOX)

Las Vegas

at Miami – **Skylar Thompson**

12 p.m. (CBS)

New York Giants

at Washington – **Cornelius Lucas, Byron Pringle**

12 p.m. (FOX)

Tampa Bay – **Josh Hayes**

at San Francisco
3:05 p.m. (FOX)

New York Jets – **DJ Reed**

at Buffalo
3:25 p.m. (CBS)

Seattle – **Tyler Lockett**

at Los Angeles Rams – **Duke Shelley, Russ Yeast**

3:25 p.m. (CBS)

Minnesota – **Malik Knowles, Dalton Risner**

at Denver
7:20 p.m. (NBC)

MONDAY, NOVEMBER 20

Philadelphia

at Kansas City – **Felix Anudike-Uzomah, Ekow Boye-Doe**

7:15 p.m. (ESPN)



ON THIS DATE...

NOV
18

Record 7-11-1
Streak Won 1
Last Time..... W, 45-40 at #10 Okla. St.
2017 • Stillwater, Okla.

ALL-TIME GAMES ON NOVEMBER 18

Year	h/a	Opponent	Score	W/L
1904	h	Kansas	4-41	L
1905	h	Haskell	60-0	W
1907	h	Wichita	10-6	W
1910	h	Baker	35-0	W
1913	a	Texas	0-46	L
1922	a	Nebraska	0-21	L
1933	h	Oklahoma	14-0	W
1939	a	Iowa State	0-10	L
1944	h	Olathe NAS	0-0	T
1950	h	Kansas	7-47	L
1961	a	Missouri	9-27	L
1967	h	Colorado	6-40	L
1972	a	#5 Nebraska	7-59	L
1978	h	Kansas	36-20	W
1989	h	#2 Colorado	11-59	L
1995	h	#9 Colorado	17-27	L
2000	a	Missouri	28-24	W
2006	a	Kansas	20-39	L
2017	a	#10 Oklahoma State	45-40	W



BYRON PRINGLE

K-State 45, #10 Oklahoma State 40
November 18, 2017
Boone Pickens Stadium

Redshirt freshman quarterback Skylar Thompson connected with junior wide receiver Byron Pringle on three passing touchdowns, and Pringle added an 89-yard kickoff return for a touchdown to help Kansas State shock 13th-ranked Oklahoma State, 45-40, at Boone Pickens Stadium.

Pringle became the first player in Big 12 history with three touchdown catches and a kickoff return touchdown in the same game.

Thompson recorded a 5-yard touchdown rush on the opening drive and totaled a career-high 93 rushing yards in the game. Thompson also had great success through the air, throwing 10-for-13 for 204 yards and three touchdowns.

Pringle hauled in all of Thompson's passing touchdowns, as the duo connected on a 47-yard touchdown pass in the second quarter, and a 46-yard touchdown pass and a 60-yard touchdown in the third quarter to give Pringle his eighth, ninth and 10th career touchdown receptions and his fourth, fifth and sixth of the year.

UNDER AVERAGE

• K-State held all of its Big 12 opponents last season – and five seven this year – under its season averages. Oklahoma State went over its season scoring average this season, but did so with only one offensive score, a pick-six and five field goals. Baylor also went over its average on a touchdown with 20 seconds remaining of a 34-point K-State victory.

• Since head coach **Chris Klieman**'s first year of 2019, the Wildcats have held 34 of their 43 Big 12 opponents under their season average at the time it faces the Wildcats.

SCORING AVERAGE DIFFERENCE (2022-23 vs. BIG 12 OPPONENTS)

Team	PPG Entering Game	Points Scored	Difference
Oklahoma	42.3	34	-8.3
Texas Tech	36.8	28	-8.8
Iowa State	26.0	9	-17.0
TCU	45.8	38	-7.8
Oklahoma State	44.7	0	-44.7
Texas	36.4	34	-2.4
Baylor	38.3	3	-35.3
West Virginia	31.2	31	-0.2
Kansas	34.8	27	-7.8
TCU	41.3	28	-13.3
UCF	40.7	31	-9.7
Oklahoma State	22.0	29	+7.0
Texas Tech	34.2	21	-13.2
TCU	33.1	3	-30.1
Houston	28.9	0	-28.9
Texas	34.5	33	-1.5
Baylor	22.7	25	+2.3

STOPPING THE RUN

• The Wildcats have been able to shut down opponents' running game this season as they rank 31st nationally and third in the Big 12 by allowing just 119.0 rushing yards per game.

• K-State has allowed less than 125 yards five times this year, including four times limiting its opponent to under 100 yards.

• Kansas State's current average ranks just outside the school's top 10 and would be the fewest since allowing 111.7 rushing yards per game in 2017.

• K-State has also allowed just seven rushing touchdowns this year, which is tied for 11th in the nation.

DEFENSIVE RED ZONE SUCCESS

• The Wildcats have been stingy when opponents enter the red zone as they are allowing touchdowns just 37.04% of the time (10-of-27), the fourth-best mark in the nation. The 10 touchdowns allowed are also tied for the third fewest in the nation.

• It is a dramatic improvement from last season when K-State ranked 108th when 67.5% of opponents' red-zone trips resulted in touchdowns.

OPPONENT RED-ZONE TOUCHDOWN PERCENTAGE

Rk.	School	TD %
1.	Michigan	21.43%
2.	Iowa	36.36%
3.	Texas	36.67%
4.	K-State	37.04%
5.	Notre Dame	39.29%

THIRD-DOWN STOPS

• K-State has not allowed any of its 10 opponents this year to convert on greater than 42% of its third-down attempts, while the Wildcats have held opponents under 50% in 21 of 24 games dating back to the beginning of last season.

• K-State enters this week ranked third nationally by allowing opponents to convert on just 26.7% of its third downs, its lowest rate since 1999 (22.3%).

• The Wildcats have surrendered four or less third-down conversions each of the last five games against Texas Tech (4), TCU (2), Houston (3), Texas (2) and Baylor (4).

2 BY 2

• Two Kansas State secondary players – cornerback **Jacob Parrish** and safety **Kobe Savage** – have recorded two-interception games this season. Parrish's came at Texas, while Savage snagged a pair at Texas Tech.

• It is the first time since 2018 that K-State has two players with two-interception games. Additionally, Savage was the first K-State safety with two picks in a game since Travis Green against Texas Tech in 2014.

• Parrish ranks sixth nationally in passes defended (1.3 per game).

• Savage has five career picks to rank 11th nationally among active players in career interceptions per game (0.25).

BACK FOR MOORE

• K-State's leading tackler from a year ago is at it again as **Austin Moore** leads the team with 54 stops. However, Moore has improved his production in tackles for loss with 10.0 on the year, already equaling his total from last year.

• A former walk-on turned team captain, Moore has at least a half tackle for loss in 11 of his last 14 games dating back to last year, including a career-best 3.0 TFLs against SEMO.

SPECIAL TEAMS NOTES SCORING IN THE THIRD PHASE

• Since 2005 (18-plus seasons), K-State has a combined 60 kick-off- and punt-return touchdowns, 21 more than second-place Alabama (39) and 26 more than the next closest Big 12 team (Oklahoma State – 34).

• Of the 60 total returns, a nation-leading 31 are on kickoff returns. The next closest team is Houston with 21.

• Entering 2023, K-State tallied a punt-return score in every season since 2014, as the nine-year stretch is the longest active streak in the nation.

KICK/PUNT RETURN TDs SINCE 2005

Rk.	School	PR/KORTDs
1.	K-State	60
2.	Alabama	39
3.	San Diego State	35
4.	Oklahoma State	34
5.	TCU	33

MORE RECENTLY...

• Special teams have been an area of emphasis under head coach **Chris Klieman**, and the stats back it up.

• K-State is one of only two teams in the nation (Houston) with at least five kickoff-return touchdowns and five punt-return touchdowns since 2019.

• On the flipside, K-State is one of just 10 returning FBS teams to not allow a kickoff- or punt-return touchdown since 2019, while the Wildcats are the only Big 12 team to lay that claim.

DEFENSE ON KICK RETURNS

• K-State has not allowed a kickoff return for a touchdown since the 2013 season, going the last 124 games and 411 returns without allowing opponents to find paydirt on a kickoff return.

• The streak is the longest among the returning Big 12 teams.

• Since K-State allowed its last kickoff-return touchdown, the Wildcats have scored 14 of their own.

BLOCK PARTY

• When sophomore **Shane Porter** blocked a punt in the second quarter at Texas, it not only provided the spark that K-State needed, but it also represented the sixth-straight season the Wildcats have blocked at least one punt.



COACHING STAFF NOTES BY THE NUMBERS

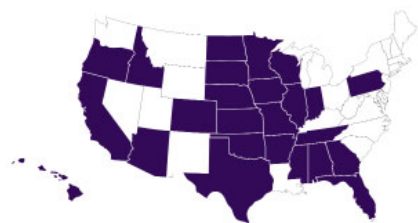
- 1,383** – Combined Division I coaching wins
- 263** – Combined years of coaching experience
- 193** – Combined Division I all-conference players coached
- 140** – Combined postseason appearances
- 89** – Combined bowl game appearances
- 72** – Combined NFL Draft selections
- 61** – Combined conference championships
- 43** – Combined years of coordinator experience

PRIOR RELATIONSHIPS

- Several K-State coaches had prior working relationships before to their time in Manhattan. A core of the group was at North Dakota State under head coach **Chris Klieman**, as he worked with offensive line coach **Conor Riley** from 2013 to 2018 and defensive coordinator **Joe Klanderma** from 2014 to 2018.
- Additionally, then-defensive coordinator Klieman and linebackers coach **Steve Stanard** and were on the NDSU staff in 2012 and 2013.
- Other connections include: assistant head coach/cornerbacks **Van Malone** and defensive ends coach **Buddy Wyatt** working together at Texas A&M in 2008 and 2009 as well as SMU from 2015 to 2017; Klieman and running backs coach **Brian Anderson** were at Western Illinois together from 1994 to 1996; Riley and **Matthew Middleton** coached together at Omaha in 2009 and 2010.

ROSTER NOTES OWNING THE STATE

- K-State casts a wide net in addition to owning its state when it comes to roster composition as a total of 25 states are represented on the 2023 roster, and none more so than the state of Kansas as 51 players hail from the Sunflower State. It is the sixth-straight year the Wildcats have had at least 50 Kansans on the roster.
- The next highest totals come from Texas (12), Missouri (7), Colorado (6), Georgia (6) and Nebraska (6). K-State has signed at least one player from Georgia every year since 2014, and it has totaled 23 Peach State signees over that period.



LOTS OF LETTERWINNERS

- For the fourth-straight season, Kansas State brings back 44 or more letterwinners as the 2023 squad sees 44 returning letterwinners come back for another year.
- Of the 44 returning letterwinners, 23 are on offense, 18 are on defense and three are specialists.
- The 44 returning letterwinners are tied for the seventh most by a K-State squad since 2003.

MOST RETURNING LETTERWINNERS SINCE 2003

Rk.	Year	Letterwinners
1.	2021	56
2.	2020	48
3.	2022, 2009	47
5.	2015	46
6.	2007	45
7.	2023, 2017	44

SUPER SENIORS

- Kansas State has nine players who are returning to use an extra year of eligibility and are seniors again in 2023 as the NCAA froze eligibility clocks during the 2020 season due to the COVID-19 pandemic.
- Those returning to the Wildcats for a second senior season are punter/holder **Jack Blumer**, wide receiver/punt returner **Phillip Brooks**, offensive linemen **Christian Duffie**, **Hayden Gillum** and **KT Leveston**, linebacker **Daniel Green**, wide receiver **Erik Pizarro**, long snapper **Randen Plattner** and wide receiver/special teams standout **Seth Porter**.

NEW FACES IN NEW PLACES

- Kansas State welcomes in six Division I transfers with three apiece residing on each side of the ball. Five of the transfers have multiple years of eligibility remaining, while four of the six came from Power 5 schools.
- The incoming transfers for 2023 include defensive tackle **Jevon Banks** (Mississippi State), wide receiver **Keagan Johnson** (Iowa), quarterback **Jacob Knuth** (Minnesota), cornerback **Tyler Nelome** (SEMO), safety **Marques Sigle** (North Dakota State) and running back **Treshaun Ward** (Florida State).

ACADEMIC NOTES THESE CATS ARE SMART

- Not only has Kansas State put in hard work on the field, but also in the classroom as the Wildcats have been one of the Big 12's best over the better part of a decade.
- Since 2014, K-State has accumulated a Big 12-leading 268 Academic All-Big 12 selections, which is 30 more than the next closest program (Oklahoma State).
- The Wildcats have produced at least 24 Academic All-Big 12 performers every year since 2014, including a school record 34 selections each of the last two years. Last year's total included a school-record 29 first-team performers.

ACADEMIC ALL-BIG 12 HONORS SINCE 2014

Rk.	School	All-Big 12 Honors
1.	K-State	268
2.	Oklahoma State	238
3.	Iowa State	235
4.	Baylor	204
5.	Kansas	203

ON A NATIONAL STAGE

- Kansas State has had six players named Campbell Trophy finalists since 2011, four of which went on to either be drafted or sign NFL free agent contracts.
- The six over the last 13 seasons are the most in the country, one more than Duke.
- The first in the span was defensive back Tysyn Hartman in 2011, who went on to play for the Kansas City Chiefs. Tyler Lockett – currently of the Seattle Seahawks – was a finalist in 2014 before the Wildcats had offensive linemen in back-to-back years named finalists in Dalton Risner in 2018 and Adam Holtorf in 2019. The former was a second-round draft pick by the Denver Broncos.
- Last season, the Wildcats were represented on the Campbell Trophy finalist list by quarterback Adrian Martinez, who went on to sign a rookie free agent contract with the Detroit Lions.
- This year, **Cooper Beebe** was named a finalist for the award.
- The Campbell Trophy, generally referred to as the "Academic Heisman," is awarded to the nation's top football scholar-athlete by the National Football Foundation.

2023 HONOR ROLL

COOPER BEEBE • SENIOR • OFFENSIVE LINE

- Campbell Trophy Finalist
- Lombardi Award semifinalist
- Outland Trophy Player of the Week (TCU)
- Midseason All-American (Associated Press, CBS Sports, ESPN, *Sporting News*)
- Preseason All-American (Associated Press, Walter Camp, ESPN, *The Athletic*, Phil Steele, *Athlon*, 247Sports)
- Outland Trophy watch list
- Senior Bowl watch list
- Top 10 Big 12 Players for 2023 – No. 1 (On3)
- Top 50 Players for 2023 – No. 16 (Pro Football Focus)
- Top 100 Players for 2023 – No. 27 (ESPN, 247Sports)
- Preseason All-Big 12 (media)

PHILLIP BROOKS • SENIOR • WIDE RECEIVER/RETURNER

- Paul Hornung Award Honor Roll (Troy)
- Paul Hornung Award watch list
- Preseason All-American [pr] (*Athlon*)
- Preseason All-Big 12 [kr/pr] (media)

KHALID DUKE • SENIOR • DEFENSIVE END

- Senior Bowl watch list

DJ GIDDENS • SOPHOMORE • RUNNING BACK

- Doak Walker Running Back of the Week (UCF)
- Big 12 Offensive Player of the Week (UCF)

WILL HOWARD • SENIOR • QUARTERBACK

- Manning Award Star of the Week (Baylor)
- Senior Bowl Offensive Player of the Week (TCU)
- Davey O'Brien Award's Great 8 List (Troy)
- Johnny Unitas Golden Arm Award Top 25
- Maxwell Award watch list
- Davey O'Brien Award watch list
- Wuerffel Trophy watch list
- Senior Bowl watch list
- Top 100 Players for 2023 – No. 55 (247Sports)
- Top 100 Players for 2023 – No. 87 (ESPN)

AVERY JOHNSON • FRESHMAN • QUARTERBACK

- True Freshman of the Week (Texas Tech – 247Sports, On3)
- Big 12 Newcomer of the Week (Texas Tech)

KEAGAN JOHNSON • SOPHOMORE • WIDE RECEIVER

- College Football Comeback Player of the Year watch list
- Top 100 Transfers for 2023 – No. 67 (*The Athletic*)

KT LEVESTON • SENIOR • OFFENSIVE LINE

- Outland Trophy watch list

RANDEN PLATTNER • SENIOR • LONG SNAPPER

- Patrick Mannelly Long Snapper of the Year Award watch list
- Preseason All-American (Phil Steele)

KOBE SAVAGE • SENIOR • SAFETY

- Big 12 Defensive Player of the Week (Texas Tech)
- Chuck Bednarik Award watch list
- Bronko Nagurski Award watch list
- Jim Thorpe Award watch list
- Preseason All-Big 12 (media)

USO SEUMALO • SENIOR • DEFENSIVE TACKLE

- Polynesian College Football Player of the Year Award watch list

BEN SINNOTT • JUNIOR • TIGHT END

- John Mackey Award watch list
- Senior Bowl watch list
- Preseason All-Big 12 (media)

TRESHAUN WARD • SENIOR • RUNNING BACK

- Doak Walker watch list
- Senior Bowl watch list
- Preseason Big 12 Newcomer of the Year (media)
- Top 100 Transfers for 2023 – No. 37 (*The Athletic*)



OPPONENT BREAKDOWN



LANCE LEIPOLD

Overall Record: 161-59
Overall Season: 7th
Record at KU: 15-20
Season at KU: 3rd

KANSAS STATISTICAL LEADERS

RUSHING						
	Att	Net	Avg	TD	Lg	YPG
Devin Neal	155	965	6.2	10	75	96.5
Daniel Hishaw	102	552	5.4	8	29	55.2
Dylan McDuffie	33	180	5.5	3	36	18.0
PASSING						
	Cmp	Att	Int	Pct	Yds	TD
Jason Bean	92	154	4	59.7	1431	10
RECEIVING						
	No	Yds	Avg	TD	Long	YPG
Lawrence Arnold	33	559	16.9	2	80	55.9
Mason Fairchild	23	337	14.7	2	44	33.7
Luke Grimm	23	295	12.8	3	48	29.5
DEFENSE						
	Solo	Ast	Total	TFL-Yds	Sacks-Yds	INT-Yds
Kenny Logan	46	24	70	6.0-15	0-0	1-30
Rich Miller	36	15	51	4.0-17	2-12	0-0
OJ Burroughs	36	8	44	1.5-3	0-0	1-0

2023 SCHEDULE

Date	Opponent	Time (CT) (TV)/Result
Sept. 1	Missouri State	W, 48-17
Sept. 8	Illinois	W, 34-23
Sept. 16	at Nevada	W, 31-24
Sept. 23	BYU*	W, 38-27
Sept. 30	at Texas*	L, 14-40
Oct. 7	UCF*	W, 51-22
Oct. 14	at Oklahoma State*	L, 32-39
Oct. 28	Oklahoma*	W, 38-33
Nov. 4	at Iowa State	W, 28-21
Nov. 11	Texas Tech*	L, 13-16
Nov. 18	K-State*	6 p.m.
Nov. 25	at Cincinnati*	TBA

* Big 12 Conference Game

INSIDE THE SERIES

121ST MEETING KANSAS LEADS, 64-51-5

Record at Home	29-27-3
Record at Kansas	22-37-2
Games Decided by 3 Points or Less	4-5-5
Games Decided by 7 Points or Less	15-19-5
Longest Winning Streak	14 (2009-22)
Longest Losing Streak	10 (1956-65)
Current Streak	Won 14
Last 10 Games	10-0
Most K-State Points Scored	64 (2002)
Most Kansas Points Scored	55 (1947)
Biggest Win	64-0 (2002)
Biggest Loss	55-0 (1947)

SERIES HISTORY

10/7/1902	L	0-16	A
10/3/1903	L	0-34	A
11/18/1904	L	4-41	H
11/25/1905	L	0-28	A
11/23/1906	W	6-4	H
10/26/1907	L	10-29	A
10/10/1908	L	6-12	A
10/16/1909	L	3-5	H
10/21/1911	L	0-6	H
10/26/1912	L	6-19	A
10/25/1913	L	0-26	H
10/24/1914	L	0-28	A
10/27/1915	L	7-19	H
10/28/1916	T	0-0	A
11/3/1917	L	0-9	H
11/28/1918	L	7-13	A
11/1/1919	L	3-16	A
10/30/1920	L	0-14	H
10/29/1921	L	7-21	A
10/28/1922	T	7-7	H
10/27/1923	T	0-0	A
10/18/1924	W	6-0	H
10/17/1925	W	14-7	A
10/16/1926	W	27-0	H
10/15/1927	W	13-2	A
10/20/1928	L	0-7	H
10/19/1929	W	6-0	A
10/18/1930	L	0-14	H
10/17/1931	W	13-0	A
11/19/1932	L	0-19	H
10/28/1933	W	6-0	A
10/20/1934	W	13-0	H
10/26/1935	L	2-9	A
10/24/1936	W	26-6	H
11/13/1937	W	7-0	A
10/29/1938	L	7-27	H
11/4/1939	W	27-6	A
10/26/1940	W	20-0	H
11/15/1941	L	16-20	A
10/24/1942	L	7-19	H
10/30/1943	L	2-25	A
11/11/1944	W	18-14	H
11/17/1945	L	0-27	A
11/16/1946	L	0-34	H
11/1/1947	L	0-55	A
11/2/1948	L	14-20	H

10/29/1949	-/-	L	0-38	A	11/26/2016	-/-	W	34-19	H
11/18/1950	-/-	L	7-47	H	10/28/2017	-/-	W	30-20	A
10/27/1951	-/-	L	14-33	A	11/10/2018	-/-	W	21-17	H
11/1/1952	-/9	L	6-26	H	11/2/2019	22/-	W	38-10	A
11/7/1953	-/-	W	7-0	A	10/24/2020	20/-	W	55-14	H
10/30/1954	-/-	W	28-6	H	11/6/2021	-/-	W	35-10	A
11/5/1955	-/-	W	46-0	A	11/26/22	15/-	W	47-27	H
11/3/1956	-/-	L	15-20	H	*KU forfeited its 20-18 win over K-State in 1980.				
11/9/1957	-/-	L	7-13	A					
11/1/1958	-/-	L	12-21	H					
10/17/1959	-/-	L	14-33	A					
9/24/1960	-/7	L	0-41	H					
11/11/1961	-/-	L	0-34	A					
11/3/1962	-/-	L	0-38	H					
11/2/1963	-/-	L	0-34	A					
10/31/1964	-/-	L	0-7	H					
10/30/1965	-/-	L	0-34	A					
10/29/1966	-/-	T	3-3	H					
11/4/1967	-/-	L	16-17	A					
11/16/1968	-/7	L	29-38	H					
10/11/1969	-/-	W	26-22	A					
10/3/1970	-/-	L	15-21	H					
10/9/1971	-/-	L	13-39	A					
10/14/1972	-/-	W	20-19	H					
10/13/1973	-/19	L	18-25	A					
10/12/1974	-/19	L	13-20	H					
11/1/1975	-/-	L	0-28	A					
10/23/1976	-/-	L	14-24	H					
11/5/1977	-/-	L	21-29	A					
11/18/1978	-/-	W	36-20	H					
11/3/1979	-/-	L	28-36	A					
11/1/1980	-/-	W	18-20*	H					
10/24/1981	-/-	L	14-17	A					
10/23/1982	-/-	W	36-7	H					
10/15/1983	-/-	L	3-31	A					
10/13/1984	-/-	W	24-7	H					
10/19/1985	-/-	L	7-38	A					
10/18/1986	-/-	W	29-12	H					
11/7/1987	-/-	T	17-17	H					
11/5/1988	-/-	L	12-30	A					
10/28/1989	-/-	L	16-21	H					
10/27/1990	-/-	L	24-27	A					
10/12/1991	-/-	W	16-12	H					
10/10/1992	-/-	L	7-31	A					
10/9/1993	-/-	W	10-9	H					
10/6/1994	-/19	W	21-13	A					
10/28/1995	14/6	W	41-7	H					
11/9/1996	13/-	W	38-12	A					
11/8/1997	11/-	W	48-16	H					
10/31/1998	4/-	W	54-6	A					
10/9/1999	9/-	W	50-9	H					
10/7/2000	4/-	W	52-13	A					
10/27/2001	-/-	W	40-6	H					
11/2/2002	14/-	W	64-0	A					
10/25/2003	-/-	W	42-6	H					
10/9/2004	-/-	L	28-31	A					
10/8/2005	-/-	W	12-3	H					
11/18/2006	-/-	L	20-39	A					
10/6/2007	24/-	L	24-30	H					
11/1/2008	-/-	L	21-52	A					
11/7/2009	-/-	W	17-10	H					
10/14/2010	-/-	W	59-7	A					
10/22/2011	12/-	W	59-21	A					
10/6/2012	7/-	W	56-16	H					
11/30/2013	-/-	W	31-10	A					
11/29/2014	11/-	W	51-13	H					
11/28/2015	-/-	W	45-14	A					

100-YARD RUSHING GAMES (21)

220	John Hubert	11/30/2013
204	Josh Scobey	10/27/2001
185	Daniel Thomas	11/7/2009
167	Veryl Switzer	11/7/53
162	Deuce Vaughn	11/6/2021
159	Mike Lawrence	11/9/96
147	Deuce Vaughn	11/26/2022
147	Tony Jordan	11/7/87
135	J.J. Smith	10/9/93
128	Alex Barnes	10/21/2017
127	Skylar Thompson [QB]	11/2/2019
121	Eric Hickson	10/28/95
121	Isaac Jackson	10/13/73
118	Mike Lawrence	10/28/95
117	Alex Barnes	11/10/2018
116	Collin Klein [QB]	10/6/2012
110	Darren Sproles	11/2/2002
110	Isaac Jackson	10/14/72
109	Mack Green	11/5/77
102	Leon Patton	11/18/2006
101	John Hubert	10/9/2012

300-YARD PASSING GAMES (4)

379	Chad May	10/6/94
325	Carl Straw	10/28/90
306	Darrell Dickey	11/3/79
305	Josh Freeman	10/6/2007

100-YARD RECEIVING GAMES (14)

192	Quincy Morgan	10/9/99
168	Kevin Lockett	11/9/96
141	Curry Sexton	11/30/2014
137	Jordy Nelson	10/6/2007
123	Michael Smith	10/27/90
119	Tyler Lockett	11/30/2014
115	Dave Jones [TE]	11/16/68
114	Tony Madison	10/9/2004
111	Mike Creed	10/3/70
110	Tyler Lockett	10/22/2011
106	Aaron Lockett	10/31/98
106	Yamon Figurs	10/9/2004
106	Darnell McDonald	11/8/97
100	Arthur Strozger [TE]	11/4/67

SERIES NOTES

- Kansas leads the all-time series, 65-50-5, but Kansas State has won each of the last 14 meetings and 27 of the last 32 dating back to 1991.
- This is the 113th consecutive year of the Sunflower Showdown dating back to 1911, which is the fourth-longest uninterrupted series in FBS history. It is also the ninth-most play rivalry in FBS history with the 121st meeting on tap.
- The Wildcats' average margin of victory over the last 14 years is 26.1, while they have hit the 45-point mark in seven of those contests.
- Kansas State has won each of the last six meetings in Lawrence and 12 of the last 15, the latest being a 35-10 victory in 2021.

NCAA TEAM RANKINGS



CATEGORY	KS	KU
Rushing Offense	14	17
Passing Offense	49	63
Total Offense	20	38
Scoring Offense	12	31
Rushing Defense	31	88
Passing Defense	14	82
Total Defense	47	74
Scoring Defense	21	64
3rd Down Offense	11	14
3rd Down Defense	3	89
Red Zone Offense	28	49
Red Zone Defense	56	130
Net Punting	77	36
Punt Returns	100	1
Kickoff Returns	82	64
Turnover Margin	17	35
Time of Possession	30	56
Penalty Yards	26	19



2022 RECAP

KANSAS	7	14	0	6	-	27
12/15/13 K-STATE	23	7	7	10	-	47

Nov. 26 | Bill Snyder Family Stadium | Manhattan, Kan. | 7:05 p.m. | Att: 51,861



DEUCE VAUGHN

TEAM STATISTICS

	KU	K-STATE
FIRST DOWNS	20	20
Rushing	6	10
Passing	11	8
Penalty	3	2
NET YARDS RUSHING	127	230
Rushing Attempts	30	42
Average Per Rush	4.2	5.5
Rushing Touchdowns	4	4
Yards Gained Rushing	141	242
Yards Lost Rushing	14	12
NET YARDS PASSING	180	213
Completions-Attempts-Int	21-33-0	11-21-0
Average Per Attempt	5.5	10.1
Average Per Completion	8.6	19.4
Passing Touchdowns	0	2
TOTAL OFFENSE YARDS	307	443
Total Offense Plays	63	63
Average Gain Per Play	4.9	7.0
Fumbles: Number-Lost	2-2	2-1
Penalties: Number-Yards	5-25	6-54
PUNTS-YARDS	5-190	3-188
Average Yards Per Punt	38.0	62.7
Net Yards Per Punt	39.0	56.7
Inside 20	0	2
50+ Yards	0	3
Touchbacks	0	1
Fair Catch	1	0
KICKOFFS-YARDS	6-387	8-514
Average Yards Per Kickoff	64.5	64.2
Net Yards Per Kickoff	33.7	42.0
Touchbacks	2	4
Fair Catch Yards	0	69
Punt Returns: Number-Yards-TD	1--2-0	1--5-0
Average Per Return	-2.0	-5.0
Kickoff Returns: Number-Yds-TD	1-9-0	4-135-0
Average Per Return	9.0	33.8
Interceptions: Number-Yds-TD	0-0-0	0-0-0
Fumble Returns: Number-Yds-TD	1-0-0	0-0-0
Possession Time	31:00	29:00
1st Quarter	7:48	7:12
2nd Quarter	9:49	5:11
3rd Quarter	9:56	5:04
4th Quarter	3:27	11:33
Third-Down Conversions	6 of 12	7 of 13
Fourth-Down Conversions	1 of 1	1 of 1
Red-Zone Scores-Chances	4-4	6-6
Touchdowns	4-4	5-6
Field Goals	0-4	1-6
Sacks By: Number-Yards	2-8	1-2
PAT Kicks	3-3	6-6
Field Goals	0-0	1-1

Game Notes

• The Wildcats have now won each of the last 14 meetings and 27 of the last 32 dating back to 1991... The Wildcats have won each of the last seven home games over the Jayhawks and 15 of the last 16 games played in Manhattan... The Jayhawks now hold a 65-51-5 advantage in the series.

• With the victory, Kansas State will advance to its fourth Big 12 Championship game and first since 2003 (a Big 12 Championship game was not held between 2011 and 2016)... The Wildcats will be in search of their first conference championship since 2012 and fourth overall when they take on TCU next Saturday in an 11 a.m. contest against TCU at AT&T Stadium in Arlington, Texas.

• Kansas State earned its ninth victory of the season, the 14th time in school history the Wildcats had nine regular-season victories and the first since 2014... The Wildcats finished the regular season with a 7-2 record in Big 12 play... It marked the eighth time in school history K-State had at least seven conference wins, the seventh time in its Big 12 history (since 1996) and the first time since 2014.

• Kansas State picked up its 14th-consecutive victory over Kansas to improve the longest streak in the series by either team... Among active uninterrupted winning streaks (must have played and won every year), the Wildcats' 14-game streak over KU is tied for third in the FBS.

• A sellout crowd of 51,861 fans were on hand Saturday evening, the highest-attended game of the year and the seventh-straight sellout... It was the highest-attended game since the 2017 Oklahoma game (52,122).

K-STATE WINS 14TH STRAIGHT OVER KU

MANHATTAN, Kan. — Will Howard threw for 213 yards and two touchdowns and Deuce Vaughn rushed for 147 yards and one score as No. 12 Kansas State punched its ticket to the Big 12 Championship Game with a 47-27 victory over Kansas that gave the Wildcats their 14th consecutive win in the Dillions Sunflower Showdown.

Amid persistent rain and mist, K-State relied upon its passing game during the first half and then rode Vaughn and its powerful offensive line to the finish line in front of 51,861 at Bill Snyder Family Stadium. K-State will now face TCU in the Big 12 Championship game.

K-State's only losses this season have been to teams currently ranked in the College Football Playoff Top 25. The Wildcats have essentially otherwise rolled.

K-State won the 2012 Big 12 title but will play in its first Big 12 title game since 2003. The Wildcats could've clinched a spot in the 2022 league title game if Texas had lost to Baylor on Friday. With Texas' win, the Wildcats had to beat the Jayhawks in order to face the Horned Frogs.

Although K-State led by nine points at halftime, the margin seemed smaller. Second-year Kansas head coach Lance Leipold has the Jayhawks playing their best football in more than a decade and they wouldn't go down easily.

However, K-State outscored Kansas, 17-6, over the final two quarters, then celebrated with the Governor's Cup trophy presentation in the locker room.

Howard was 11-of-18 for 213 yards and two touchdowns in the opening two quarters. Then Vaughn had 17 carries for 94 yards and one touchdown in the second half, as the Wildcats belled up and drove the ball down the field.

K-State outgained Kansas 443-307 behind a balanced attack — the Wildcats had 230 rushing yards and 213 passing.

K-State limited the Jayhawks to one scoring drive in the second half — an 8-play, 75-yard jaunt that took 8 minutes, 20 seconds and resulted in a 1-yard touchdown run by quarterback Jalon Daniels to cut the Wildcats' lead to 37-27 with 13:29 left in the fourth quarter. But the Jayhawks failed to capitalize on their momentum and misfired on their two-point conversion.

Moments later, Ty Zentner connected on a 27-yard field goal for a 40-27 lead before the Wildcats pounded the ball on the ground 85 yards on eight plays, capped by DJ Giddens' five-yard run into the end zone with 4:30 remaining.

All that remained was the K-State Marching Band playing "Happy Trails."

K-State and Kansas combined for 51 points and 481 total yards in the first half, as the Wildcats led 31-20 heading into the locker room.

K-State opened the scoring when Kansas muffed a punt and the Wildcats recovered, setting up Knowles for a 5-yard touchdown. However, Kansas responded, going 75 yards in nine plays, as Torry Locklin raced 12 yards into the end zone to tie it at 7-7.

The Wildcats had several exciting plays in the first half, the first of which came when Howard demonstrated his recognition and patience in finding wide-open Wheeler for a 42-yard touchdown.

Moments later, and pinned deep in its own territory, Kansas right tackle Bryce Cabeldue was called for holding in the end zone for a safety and the Wildcats led 16-7. The Wildcats drove again, and Knowles raced four yards for another touchdown and a 23-7 lead.

SCORING SUMMARY

Team	Qtr/Time	Scoring Play	Conversion	Plays-Yds-TOP	Score
KS	1st/13:05	Knowles 5 yd run	Zentner kick	1-5-0:05	0-7
KU	1st/7:49	Locklin 12 yd run	Piepergerdes kick	9-75-5:16	7-7
KS	1st/5:06	Wheeler 42 yd pass from Howard	Zentner kick	7-75-2:43	7-14
KS	1st/4:11	Safety			7-16
KS	1st/1:37	Knowles 4 yd run	Zentner kick	9-61-2:28	7-23
KU	2nd/11:56	Neal 11 yd run	Piepergerdes kick	11-75-4:41	14-23
KS	2nd/9:09	Brooks 14 yd pass from Howard	Zentner kick	5-92-2:42	14-30
KU	2nd/4:57	Neal 3 yd run	Piepergerdes kick	7-75-4:12	21-30
KS	3rd/6:59	Vaughn 1 yd run	Zentner kick	8-38-4:15	21-37
KU	4th/13:39	Daniels 1 yd run	Bean pass failed	16-75-8:20	27-37
KS	4th/11:00	Zentner 27 yd field goal		6-22-2:28	27-40
KS	4th/4:30	Giddens 5 yd run	Zentner kick	8-85-4:44	27-47

STATISTICAL LEADERS

► Kansas

Rushing	Att	Yds	TD	Lg	Avg
Neal	16	59	2	11	3.7
Daniels	8	51	1	25	6.4
Locklin	6	17	1	12	2.8

Passing	C-A-I	Yds	TD	Lg	Sack
Daniels	20-32-0	168	0	33	1
Bean	1-1-0	12	0	12	0

Receiving	Rec	Yds	TD	Lg
Fairchild	4	41	0	16
Arnold	4	26	0	10
Casey	4	23	0	11
Grimm	3	48	0	33
Locklin	2	23	0	20
Neal	2	10	0	6

► Kansas State

Rushing	Att	Yds	TD	Lg	Avg
Vaughn	25	147	1	32	5.9
Giddens	9	44	1	11	4.9
Knowles	3	38	2	29	12.7

Passing	C-A-I	Yds	TD	Lg	Sack
Howard	11-21-0	213	2	80	2

Receiving	Rec	Yds	TD	Lg
Vaughn	2	82	0	80
Brooks	2	38	1	24
Warner	2	22	0	13
Knowles	2	10	0	11
Wheeler	1	42	1	42
Sinnott	1	11	0	11
Giddens	1	8	0	8



CAREER STATISTICS vs KANSAS

JACK BLUMER – PUNTING

Year	G	No.	Yds	Avg.	Long	In 20
2020	1	3	118	39.3	49	1
TOTAL	3	3	118	39.3	49	1

HIGHS - Punts: 3 (2020); **Average**: 39.3 (2020); **Long**: 49 (2020).

PHILLIP BROOKS – RECEIVING

Year	G/S	Rec	Yds	Avg.	TD	Long
2019	1/0	1	9	9.0	0	9
2022	1/0	2	38	19.0	1	24
TOTAL	5/2	3	47	15.7	1	24

CAREER-HIGHS – Catches: 2 (2022); Yards: 38 (2022); TD: 1 (2022); Long Catch: 24 (2022).

PHILLIP BROOKS – RUSHING

Year	G/S	Rush	Yds	Avg.	TD	Long
2019	1/0	3	9	3.0	0	6
TOTAL	5/2	3	9	3.0	0	6

CAREER-HIGHS – Rushes: 3 (2019); Yards: 9 (2019); Long Rush: 6 (2019).

PHILLIP BROOKS – PUNT RETURNS

Year	G	Ret	Yds	Avg.	TD	Long
2018	1	1	12	12.0	0	12
2020	1	4	189	47.3	2	55
2021	1	2	50	25.0	0	28
2022	1	1	-5	-5.0	0	0
TOTAL	5	8	246	30.8	2	55

CAREER-HIGHS – Returns: 4 (2020); Yards: 189 (2020); TD: 2 (2020); Long Return: 55 (2020).

PHILLIP BROOKS – KICKOFF RETURNS

Year	G	Ret	Yds	Avg.	TD	Long
2018	1	1	12	12.0	0	12
2021	1	1	7	7.0	0	7
TOTAL	5	2	19	9.5	0	12

CAREER-HIGHS – Returns: 1 (twice); Yards: 12 (2018); Long Return: 12 (2018).

JAKE CLIFTON – DEFENSE

Year	G/S	UA-AT-TT	TFL-Yds	Sack	INT	PD	F/R
2022	1/0	1-0-1	0.0-0	0.0-0	0	0	0/0
TOTAL	1/0	1-0-1	0.0-0	0.0-0	0	0	0/0

CAREER-HIGHS – Tackles: 1 (2022); Solos: 1 (2022).

KHALID DUKE – DEFENSE

Year	G/S	UA-AT-TT	TFL-Yds	Sack	INT	PD	F/R
2019	1/0	2-0-2	1.0-6	1.0-6	0	0	0/0
2020	1/1	2-0-2	0.0-0	0.0-0	0	0	0/0
2022	1/1	2-1-3	1.0-4	0.0-0	0	1	0/0
TOTAL	3/2	6-1-7	2.0-10	1.0-6	0	1	0/0

CAREER-HIGHS – Tackles: 3 (2022); Solos: 2 (three times); TFL: 1.0 (twice); Sacks: 1.0 (2019); PD: 1 (2022).

KEENAN GARBER – RECEIVING

Year	G/S	Rec	Yds	Avg.	TD	Long
2020	1/0	1	9	9.0	0	9
2021	1/0	2	13	6.5	0	7
TOTAL	4/0	3	22	7.3	0	9

CAREER-HIGHS – Catches: 2 (2021); Yards: 13 (2021); Long Catch: 9 (2020).

RJ GARCIA II – RECEIVING

Year	G/S	Rec	Yds	Avg.	TD	Long
2021	1/0	1	6	6.0	0	6
TOTAL	2/0	1	6	6.0	0	6

CAREER-HIGHS – Catches: 1 (2021); Yards: 6 (2021); Long Catch: 6 (2021).

RJ GARCIA II – RUSHING

Year	G/S	Rush	Yds	Avg.	TD	Long
2021	1/0	1	3	3.0	0	3
TOTAL	2/0	1	3	3.0	0	3

CAREER-HIGHS – Rushes: 1 (2021); Yards: 3 (2021); Long Rush: 3 (2021).

DJ GIDDENS – RUSHING

Year	G/S	Rush	Yds	Avg.	TD	Long
2022	1/0	9	44	4.9	1	11
TOTAL	1/0	9	44	4.9	1	11

CAREER-HIGHS – Rushes: 9 (2022); Yards: 44 (2019); TD: 1 (2022); Long Rush: 11 (2022).

DJ GIDDENS – RECEIVING

Year	G/S	Rec	Yds	Avg.	TD	Long
2022	1/0	1	8	8.0	0	8
TOTAL	1/0	1	8	8.0	0	8

CAREER-HIGHS – Catches: 1 (2022); Yards: 8 (2022); Long Catch: 8 (2022).

DANIEL GREEN – DEFENSE

Year	G/S	UA-AT-TT	TFL-Yds	Sack	INT	PD	F/R
2019	1/0	1-0-1	0.0-0	0.0-0	0	0	0/0
2020	1/0	1-0-1	0.0-0	0.0-0	0	0	0/0
2021	1/1	5-3-8	2.5-5	0.0-0	0	0	0/0
2022	1/1	0-2-2	0.0-0	0.0-0	0	0	0/0
TOTAL	4/2	7-5-12	2.5-5	0.0-0	0	0	0/0

CAREER-HIGHS – Tackles: 8 (2021); Solos: 5 (2021); TFL: 2.5 (2021).

WILL HOWARD – PASSING

Year	G/S	Cpl	Att	Int	Pct.	Yds.	TD	Lg	Effic.
2020	1/1	17	24	0	70.8	243	2	37	183.4
2021	1/0	2	3	0	66.7	18	0	11	117.1
2022	1/1	11	21	0	52.4	213	2	80	169.0
TOTAL	3/2	30	48	0	62.5	474	4	80	173.0

CAREER-HIGHS – Comp: 17 (2020); Att: 24 (2020); Yards: 243 (2020); TD: 2 (twice); Long Pass: 80 (2022).

WILL HOWARD – RUSHING

Year	G/S	Rush	Yds	Avg.	TD	Long
2020	1/1	6	23	3.8	0	9
2021	1/0	1	9	9.0	0	9
2022	1/1	4	-2	-2.0	0	6
TOTAL	3/2	11	30	2.7	0	9

CAREER-HIGHS – Rushes: 6 (2020); Yards: 23 (2020); Long Rush: 9 (twice).

NATE MATLACK – DEFENSE

Year	G/S	UA-AT-TT	TFL-Yds	Sack	INT	PD	F/R
2021	1/0	0-1-1	0.0-0	0.0-0	0	1	0/0
2022	1/0	1-0-1	1.0-2	1.0-2	0	0	0/0
TOTAL	2/0	1-1-2	1.0-2	1.0-2	0	1	0/0

CAREER-HIGHS – Tackles: 1 (twice); Solos: 1 (2022); TFL: 1.0 (2022); Sacks: 1.0 (2022); PD: 1 (2021).

AUSTIN MOORE – DEFENSE

Year	G/S	UA-AT-TT	TFL-Yds	Sack	INT	PD	F/R
2020	1/0	3-0-3	0.0-0	0.0-0	0	0	0/0
2021	1/1	4-1-5	0.5-1	0.0-0	0	0	0/0
2022	1/1	6-2-8	1.0-4	0.0-0	0	0	0/0
TOTAL	3/2	13-3-16	1.5-5	0.0-0	0	0	0/0

CAREER-HIGHS – Tackles: 8 (2022); Solos: 6 (2022); TFL: 1.0 (2022).

BRENDAN MOTT – DEFENSE

Year	G/S	UA-AT-TT	TFL-Yds	Sack	INT	PD	F/R
2020	1/0	1-0-1	0.0-0	0.0-0	0	0	0/0
2022	1/1	0-1-1	0.0-0	0.0-0	0	0	0/0
TOTAL	2/1	1-1-2	0.0-0	0.0-0	0	0	0/0

CAREER-HIGHS – Tackles: 1 (twice); Solos: 1 (2020).

TOBI OSUNSANMI – DEFENSE

Year	G/S	UA-AT-TT	TFL-Yds	Sack	INT	PD	F/R
2022	1/0	0-1-1	0.0-0	0.0-0	0	0	0/0
TOTAL	1/0	0-1-1	0.0-0	0.0-0	0	0	0/0

CAREER-HIGHS – Tackles: 1 (2022).

VJ PAYNE – DEFENSE

Year	G/S	UA-AT-TT	TFL-Yds	Sack	INT	PD	F/R
2022	1/1	7-1-8	0.0-0	0.0-0	0	0	0/0
TOTAL	1/1	7-1-8	0.0-0	0.0-0	0	0	0/0

CAREER-HIGHS – Tackles: 8 (2022); Solos: 7 (2022).

DESMOND PURNELL – DEFENSE

Year	G/S	UA-AT-TT	TFL-Yds	Sack	INT	PD	F/R
2022	1/0	0-0-0	0.0-0	0.0-0	0	0	0/1
TOTAL	1/0	0-0-0	0.0-0	0.0-0	0	0	0/1

CAREER-HIGHS – FR: 1 (2022).

JORDAN SCHIPPERS – RUSHING

Year	G/S	Rush	Yds	Avg.	TD	Long
2021	1/0	2	7	3.5	0	5
TOTAL	2/0	2	7	3.5	0	5

CAREER-HIGHS – Rushes: 2 (2021); Yards: 7 (2021); Long Rush: 5 (2021).

BEN SINNOTT – RECEIVING

Year	G/S	Rec	Yds	Avg.	TD	Long
2022	1/1	1	11	11.0	0	11
TOTAL	2/1	1	11	11.0	0	11

CAREER-HIGHS – Catches: 1 (2022); Yards: 11 (2022); Long Catch: 11 (2022).

BEN SINNOTT – RUSHING

Year	G/S	Rush	Yds	Avg.	TD	Long
2021	1/0	1	1	1.0	1	1
TOTAL	2/1	1	1	1.0	1	1

CAREER-HIGHS – Rushes: 1 (2021); Yards: 1 (2021); TD: 1 (2021); Long Rush: 1 (2021).

CHRIS TENNANT – FIELD GOALS

Year	FGM-A	Pct.	1-19	20-29	30-39	40-49	50+
2021	0-1	.000	0-0	0-1	0-0	0-0	0-0
TOTAL	0-1	.000	0-0	0-1	0-0	0-0	0-0

CAREER-HIGHS – Extra Points: 5 (2021).



BIG 12 STANDINGS

	Overall	Big 12
Texas.....	9-1	6-1
Oklahoma.....	8-2	5-2
Kansas State.....	7-3	5-2
Oklahoma State.....	7-3	5-2
Iowa State.....	6-4	5-2
Kansas.....	7-3	4-3
West Virginia.....	6-4	4-3
Texas Tech.....	5-5	4-3
BYU.....	5-5	2-5
TCU.....	4-6	2-5
Houston.....	4-6	2-5
Baylor.....	3-7	2-5
UCF.....	5-5	2-5
Cincinnati.....	3-7	1-6

THIS WEEK IN THE BIG 12

SATURDAY, NOVEMBER 18

Oklahoma at BYU, 11 a.m. (ESPN)
Cincinnati at West Virginia, 1:30 p.m. (Big 12 Now on ESPN+)
Baylor at TCU, 2:30 p.m. (Big 12 Now on ESPN+)
Oklahoma State at Houston, 3 p.m. (ESPN2)
UCF at Texas Tech, 4 p.m. (FS2)
K-State at Kansas, 6 p.m. (FS1)
Texas at Iowa State, 7 p.m. (FOX)

LAST WEEK IN THE BIG 12

SATURDAY, NOVEMBER 11

Texas Tech 16, Kansas 13
K-State 59, Baylor 25
UCF 45, Oklahoma State 3
Oklahoma 59, West Virginia 20
Cincinnati 24, Houston 14
Texas 29, TCU 26
Iowa State 45, BYU 13

NEXT WEEK IN THE BIG 12

FRIDAY, NOVEMBER 24

TCU at Oklahoma, 11 a.m. (FOX)
Texas Tech at Texas, 6:30 p.m. (ABC)

SATURDAY, NOVEMBER 25

Iowa State at K-State, TBA
West Virginia at Baylor, TBA
Kansas at Cincinnati, TBA
Houston at UCF, TBA
BYU at Oklahoma State, TBA

THE NEW

New in 2023



BYU



UCF



Cincinnati



Houston

New in 2024



Arizona



Arizona St.



Colorado



Utah



SEMO
4-6, 3-2 OVC

Date	Opponent	Time (TV)/Result
Sept. 2	at K-State	L, 0-45
Sept. 9	Lindenwood*	W, 45-7
Sept. 16	Southern Illinois	L, 25-26
Sept. 23	at Eastern Kentucky	L, 38-41
Oct. 7	at Central Arkansas	L, 33-38
Oct. 14	Eastern Illinois*	W, 35-28
Oct. 21	at Tennessee Tech*	W, 28-3
Oct. 28	at Nicholls	W, 35-31
Nov. 4	Robert Morris*	L, 20-21
Nov. 11	at UT Martin*	L, 14-41
Nov. 18	at Bryant*	12 p.m.

* Ohio Valley/Big South Conference Game



TROY
8-2, 5-1 Sun Belt

Date	Opponent	Time (TV)/Result
Sept. 2	Stephen F. Austin	W, 48-30
Sept. 9	at K-State	L, 13-42
Sept. 16	James Madison*	L, 14-16
Sept. 23	Western Kentucky	W, 27-24
Sept. 30	at Georgia State*	W, 28-7
Oct. 7	Arkansas State*	W, 37-3
Oct. 14	at Army	W, 19-0
Oct. 28	at Texas State*	W, 31-13
(TH) Nov. 2	South Alabama*	W, 28-10
Nov. 11	at ULM*	W, 45-14
Nov. 18	Louisiana*	2:30 p.m.
Nov. 25	at Southern Miss	TBA

* Sun Belt Conference Game



MISSOURI
8-2, 4-2 SEC

Date	Opponent	Time (TV)/Result
(TH) Aug. 31	South Dakota	W, 35-10
Sept. 9	Middle Tennessee	W, 23-19
Sept. 16	K-State	W, 30-27
Sept. 23	vs. Memphis [St. Louis, Mo.]	W, 34-27
Sept. 30	at Vanderbilt*	W, 38-21
Oct. 7	LSU*	L, 39-49
Oct. 14	at Kentucky*	W, 38-21
Oct. 21	South Carolina*	W, 34-12
Nov. 4	at Georgia*	L, 21-30
Nov. 11	Tennessee*	W, 36-7
Nov. 18	Florida*	6:30 p.m. (ESPN)
(F) Nov. 24	at Arkansas*	3 p.m. (CBS)

* Southeastern Conference Game



UCF
5-5, 2-5 Big 12

Date	Opponent	Time (TV)/Result
(TH) Aug. 31	Kent State	W, 56-6
Sept. 9	at Boise State	W, 18-16
Sept. 16	Villanova	W, 48-14
Sept. 23	at K-State*	L, 31-44
Sept. 30	Baylor*	L, 35-36
Oct. 7	at Kansas*	L, 22-51
Oct. 21	at Oklahoma*	L, 29-31
Oct. 28	West Virginia*	L, 28-41
Nov. 4	at Cincinnati*	W, 28-26
Nov. 11	Oklahoma State*	W, 45-3
Nov. 18	at Texas Tech*	4 p.m. (FS2)
Nov. 25	Houston*	TBA

* Big 12 Conference Game



OKLAHOMA STATE
7-3, 5-2 Big 12

Date	Opponent	Time (TV)/Result
Sept. 2	Central Arkansas	W, 27-13
Sept. 9	at Arizona State	W, 27-15
Sept. 16	South Alabama	L, 7-33
Sept. 23	at Iowa State*	L, 27-24
(F) Oct. 6	K-State*	W, 29-31
Oct. 14	Kansas*	W, 39-32
Oct. 21	at West Virginia*	W, 48-34
Oct. 28	Cincinnati*	W, 45-13
Nov. 4	Oklahoma*	W, 24-31
Nov. 11	at UCF*	L, 3-45
Nov. 18	at Houston*	3 p.m. (ESPN2)
Nov. 25	BYU*	TBA

* Big 12 Conference Game



TEXAS TECH
5-5, 4-3 Big 12

Date	Opponent	Time (TV)/Result
Sept. 2	at Wyoming	L, 33-35 (2OT)
Sept. 9	Oregon	L, 30-38
Sept. 16	Tarleton State	W, 41-3
Sept. 23	at West Virginia*	L, 13-20
Sept. 30	Houston*	W, 49-28
Oct. 7	at Baylor*	W, 39-14
Oct. 14	K-State*	L, 21-38
Oct. 21	at BYU*	L, 14-27
(TH) Nov. 2	TCU*	W, 35-28
Nov. 11	at Kansas*	W, 16-13
Nov. 18	UCF*	4 p.m. (FS2)
(F) Nov. 24	at Texas*	6:30 p.m. (ABC)

* Big 12 Conference Game



TCU
4-6, 2-5 Big 12

Date	Opponent	Time (TV)/Result
Sept. 2	Colorado	L, 42-45
Sept. 9	Nicholls	W, 41-6
Sept. 16	at Houston*	W, 36-13
Sept. 23	SMU	W, 34-17
Sept. 30	West Virginia*	L, 21-24
Oct. 7	at Iowa State*	L, 14-27
Oct. 14	BYU*	W, 44-11
Oct. 21	at K-State*	L, 3-41
(TH) Nov. 2	at Texas Tech*	L, 28-35
Nov. 11	Texas*	L, 14-24
Nov. 18	Baylor*	2:30 p.m. (Big 12 Now)
(F) Nov. 24	at Oklahoma*	11 a.m. (FOX)

* Big 12 Conference Game



HOUSTON
4-6, 2-5 Big 12

Date	Opponent	Time (TV)/Result
Sept. 2	UTSA	W, 17-14
Sept. 9	at Rice	L, 41-43 (2OT)
Sept. 16	TCU*	L, 13-36
Sept. 23	Sam Houston*	W, 38-7
Sept. 30	at Texas Tech*	L, 28-49
(TH) Oct. 12	West Virginia*	W, 41-39
Oct. 21	Texas*	L, 24-31
Oct. 28	at K-State*	L, 0-41
Nov. 4	at Baylor*	W, 25-24 (OT)
Nov. 11	Cincinnati*	L, 14-24
Nov. 18	Oklahoma State*	3 p.m. (ESPN2)
Nov. 25	at UCF*	TBA

* Big 12 Conference Game



TEXAS
9-1, 6-1 Big 12

Date	Opponent	Time (TV)/Result
Sept. 2	Rice	W, 37-10
Sept. 9	at Alabama	W, 34-24
Sept. 16	Wyoming	W, 31-10
Sept. 23	at Baylor*	W, 38-6
Sept. 30	Kansas*	W, 40-14
Oct. 7	vs. Oklahoma* (Dallas, Texas)	L, 30-34
Oct. 21	at Houston*	W, 31-24
Oct. 28	BYU*	W, 35-6
Nov. 4	K-State*	W, 33-30 (OT)
Nov. 11	at TCU*	W, 29-26
Nov. 18	at Iowa State*	7 p.m. (FOX)
(F) Nov. 24	Texas Tech*	6:30 p.m. (ABC)

* Big 12 Conference Game



BAYLOR
3-7, 2-5 Big 12

Date	Opponent	Time (TV)/Result
Sept. 2	Texas State	L, 31-42
Sept. 9	Utah	L, 13-20
Sept. 16	Long Island	W, 30-7
Sept. 23	Texas*	L, 6-38
Sept. 30	at UCF*	W, 36-35
Oct. 7	Texas Tech*	L, 14-39
Oct. 21	at Cincinnati*	W, 32-29
Oct. 28	Iowa State*	L, 18-30
Nov. 4	Houston*	L, 24-25 (OT)
Nov. 11	at K-State*	L, 25-59
Nov. 18	at TCU*	2:30 p.m. (Big 12 Now)
Nov. 25	West Virginia*	TBA

* Big 12 Conference Game



KANSAS
7-3, 4-3 Big 12

Date	Opponent	Time (TV)/Result
(F) Sept. 1	Missouri State	W, 48-17
Sept. 8	Illinois*	W, 34-23
Sept. 16	at Nevada	W, 31-24
Sept. 23	BYU*	W, 38-27
Sept. 30	at Texas*	L, 14-40
Oct. 7	UCF*	W, 51-22
Oct. 14	at Oklahoma State*	L, 32-36
Oct. 28	Oklahoma*	W, 38-33
Nov. 4	at Iowa State*	W, 28-21
Nov. 11	Texas Tech*	L, 13-16
Nov. 18	K-State*	6 p.m. (FS1)
Nov. 25	at Cincinnati*	TBA

* Big 12 Conference Game



IOWA STATE
6-4, 5-2 Big 12

Date	Opponent	Time (TV)/Result
Sept. 2	UNI	W, 30-9
Sept. 9	Iowa	L, 13-20
Sept. 16	at Ohio	L, 7-10
Sept. 23	Oklahoma State*	W, 34-27
Sept. 30	at Oklahoma*	L, 20-50
Oct. 7	TCU*	W, 27-14
Oct. 14	at Cincinnati*	11 a.m. (FS1)
Oct. 28	at Baylor*	W, 30-18
Nov. 4	Kansas*	L, 21-28
Nov. 11	at BYU*	W, 45-13
Nov. 18	Texas*	7 p.m. (FOX)
Nov. 25	at K-State*	TBA

* Big 12 Conference Game



CHRIS KLIEMAN

Head Coach • Fifth Year at K-State

30th Year in Coaching • 11th Year as a Head Coach
Northern Iowa '90, '92

• A proven winner with a championship history, Klieman was named the 35th head football coach in Kansas State history on December 10, 2018, and in four seasons he has compiled 30 wins, which are the most in school history by a head coach in their first four years and already the fifth most total wins overall in school history. Included in those 30 overall wins, Klieman has kept the Governor's Cup trophy in Manhattan with four wins over in-state rival KU, has collected 20 Big 12 Conference wins and seen his teams play in three bowl games.

• K-State reached a milestone in the Klieman era at K-State as the Wildcats captured the 2022 Big 12 Championship – the fourth league title in school history and first since 2012 – and the Wildcats finished the season with a 10-4 record, the 11th double-digit victory campaign in school history. K-State finished No. 9 in the final College Football Playoff Top 25, the Wildcats' second-highest ranking ever in the CFP era and the highest for the final poll. K-State also ranked No. 14 in the final Associated Press Top 25 and AFCA Coaches Poll, the highest final ranking since 2012.

• The Wildcats' championship campaign was spearheaded by a school-record three victories over teams that were ranked in the top 10 of the AP Top 25, culminating with a 31-28 overtime victory over No. 3 TCU in the Big 12 Championship. In fact, since Klieman took over the reins of the K-State program in 2019, the Wildcats are 5-3 against teams ranked in the top 10 of the AP Top 25 as they have the most victories over AP Top 10 teams by any Big 12 program over that span.

• Kansas State started the 2022 season with a 2-1 record in non-conference play, which included a dominant 40-12 victory over Missouri in which the Tigers did not score a touchdown until a final untimed down at the end of the game. The Wildcats then lost a 17-10 contest to Tulane – which finished with a 12-2 record and a win over USC in the Cotton Bowl – before going to No. 6 Oklahoma. All the Wildcats did in Norman was defeat a top-10 Sooner team for the third time in four seasons, kickstarting a 3-0 start to Big 12 play after wins over Texas Tech and at Iowa State.

• After the Wildcats lost at TCU, K-State turned around and shut out No. 9 Oklahoma State, 48-0, which was the largest ever shutout victory by a lower ranked team over an AP Top 10 team. Following a narrow seven-point loss to Texas, the Wildcats closed out the regular season with three-straight victories – at Baylor, at West Virginia and against Kansas – to earn a trip to the Big 12 Championship.

• Under Klieman's watch, running back Deuce Vaughn became just the second player in school history to earn back-to-back Consensus All-America honors. Vaughn was one of three players to earn First Team All-America accolades – the most by K-State in a single season since 2003 – and one of five overall All-Americans – the most since 2012.

• The other two First Team All-Americans also earned individual awards from the Big 12 coaches as Felix Anudike-Uzomah was named the Big 12 Defensive Player of the Year and Big 12 Defensive Lineman of the Year, while Cooper Beebe was the Big 12 Offensive Lineman of the Year. In all, Klieman helped produce 17 All-Big 12 performers, the most by K-State since 2012.

• Thanks to his 37 wins in Manhattan, Klieman holds a career head coaching record of 109-36 as his 75.5% winning percentage ranks fourth among current FBS coaches that have led programs for at least 10 seasons, trailing only Alabama's Nick Saban (80.4%), Clemson's Dabo Swinney (79.5%) and James Madison's Curt Cignetti (77.6%).

• Under Klieman, seven Wildcats have been selected in the NFL Draft, including four this past year. In fact, Felix Anudike-Uzomah was selected in the first round (No. 31) and Julius Brents was picked in the second round (No. 44) of the 2023 NFL Draft, marking the first time in school history two Wildcats were taken within the first 44 picks of an NFL Draft.

• Not only has Klieman's tenure produced success on the field, but with his mantra of "how you do one thing is how you do everything" has come success in the classroom. Over Klieman's first four seasons, K-State as a combined 133 Academic All-Big 12 honors – the second most in the conference during that timeframe – which includes a school record 34 in each of the last two seasons. Additionally, the Wildcats boast a pair of National Football Foundation National Scholar-Athletes under Klieman in Adam Holtorf (2019) and Adrian Martinez (2022).

• Prior to arriving at K-State, Klieman capped his five-year stint as head coach at North Dakota State by winning his fourth national championship in 2018. He tied Jim Tressel (Youngstown State) for the most FCS National Championships as a head coach, while he was a part of seven national championships at NDSU, which was the most in FCS history at the time of his departure.

• Klieman guided the 2018 Bison to a perfect 15-0 record, just the fifth team in FCS history to go undefeated and untied on the way to a national championship. North Dakota State also claimed that feat in 2013 when Klieman as the defensive coordinator.

• A native of Waterloo, Iowa, Klieman is first in NDSU history in winning percentage (.920) and third in victories (69).

• The Bison won the Missouri Valley Football Conference each of his five years as head coach and put together a collective 36-4 (90.0 percent) record against conference foes during that time. He was named the Bruce Craddock MVFC Coach of the Year in 2017, while he was the 2014 Rawlings Football/American Football Monthly FCS Coach of the Year and the 2018 AFCA Region 4 FCS Coach of the Year.

• Klieman was a three-time All-Gateway Conference defensive back at Northern Iowa and four-year letterwinner from 1986 to 1990. He graduated from UNI in 1990 with a bachelor's degree in health education and a master's degree in physical education in 1992.

• Klieman and his wife, **Rhonda**, are parents of two sons, **Devin** and **Colby**, and one daughter, **Haley**. Devin is a graduate assistant for the Wildcats, Haley is a student secretary for K-State Football, and Colby is a sophomore defensive back at Kansas Wesleyan.

For a complete bio, visit www.k-statesports.com/coachklieman

KLIEMAN'S YEAR-BY-YEAR RECORD

Year	School	Overall	Home	Away	Neutral	Conf.	Finish	Postseason
2005	Loras College	3-7	2-3	1-4	0-0	2-6	7th	None
2014	North Dakota State	15-1	9-0	5-1	1-0	7-1	t1st	FCS Champions
2015	North Dakota State	13-2	8-1	4-1	1-0	7-1	t1st	FCS Champions
2016	North Dakota State	12-2	7-2	5-0	0-0	7-1	t1st	FCS Semifinals
2017	North Dakota State	14-1	9-0	4-1	1-0	7-1	1st	FCS Champions
2018	North Dakota State	15-0	10-0	4-0	1-0	8-0	1st	FCS Champions
2019	Kansas State	8-5	5-2	3-2	0-1	5-4	t3rd	Liberty Bowl
2020	Kansas State	4-6	2-3	2-3	0-0	4-5	7th	None
2021	Kansas State	8-5	4-3	2-2	2-0	4-5	t5th	Texas Bowl Champions
2022	Kansas State	10-4	5-2	4-1	1-1	7-2	1st	Sugar Bowl
2023	Kansas State	73	6-0	1-4	0-0	5-2		

THE KLIEMAN FILE

Hometown:	Waterloo, Iowa
High School:	Columbus Catholic
Spouse:	Rhonda
Children:	Devin, Haley, Colby

EDUCATION

Bachelor's Degree in Health Education (Northern Iowa, 1990)

Master's Degree in Physical Education (Northern Iowa, 1992)

PLAYING EXPERIENCE

Northern Iowa, Defensive Back (1986-90)

COACHING EXPERIENCE

Year	Position	School
1991-92	Graduate Assistant	Northern Iowa
1993	Defensive Backs	Northern Iowa
1994-96	Defensive Backs	Western Illinois
1997	Graduate Assistant	Kansas
1999	Defensive Backs	Missouri State
2002-04	Defensive Coordinator	Loras College
2005	Head Coach	Loras College
2006-07	Defensive Backs	Northern Iowa
2008	Co-Defensive Coordinator/DB	Northern Iowa
2009-10	Defensive Coordinator/DB	Northern Iowa
2011	Defensive Backs	North Dakota State
2012-13	Defensive Coordinator/DB	North Dakota State
2014-18	Head Coach	North Dakota State
2019-23	Head Coach	Kansas State

RECORD VS. D1 OPPONENTS

Opponent	W	L	PCT
Alabama	0	1	.000
Arkansas State	0	1	.000
Baylor	2	3	.400
Bowling Green	1	0	1.000
Cal Poly	1	0	1.000
Charleston Southern	1	0	1.000
Coastal Carolina	1	0	1.000
Colgate	1	0	1.000
Delaware	1	0	1.000
Eastern Washington	3	0	1.000
Houston	1	0	1.000
Illinois State	4	0	1.000
Incarinate Word	1	0	1.000
Indiana State	4	0	1.000
Iowa	1	0	1.000
Iowa State	3	2	.600
Jacksonville State	1	0	1.000
James Madison	1	1	.500
Kansas	4	0	1.000
LSU	1	0	1.000
Mississippi State	1	0	1.000
Mississippi Valley State	1	0	1.000
Missouri	1	1	.500
Missouri State	5	0	1.000
Montana	2	0	1.000
Montana State	1	1	.500
Navy	0	1	.000
Nevada	1	0	1.000
Nicholls	1	0	1.000
North Alabama	1	0	1.000
North Dakota	1	0	1.000
Northern Iowa	5	1	.833
Oklahoma	3	1	.750
Oklahoma State	1	4	.200
Richmond	1	0	1.000
Robert Morris	1	0	1.000
Sam Houston State	2	0	1.000
San Diego	2	0	1.000
South Dakota	5	1	.833
South Dakota State	6	2	.750
Southeast Missouri	1	0	1.000
Southern Illinois	4	0	1.000
Stanford	1	0	1.000
TCU	5	1	.833
Texas	0	5	.000
Texas Tech	5	0	1.000
Troy	1	0	1.000
Tulane	0	1	.000
UCF	1	0	1.000
Weber State	2	0	1.000
West Virginia	2	2	.500
Western Illinois	5	0	1.000
Wofford	1	0	1.000
Youngstown State	5	0	1.000



KLIEMAN RECORD BREAKDOWN

Overall	109-36 (.752)
Overall (K-State)	37-23 (.616)
Home (Overall)	67-16 (.807)
Home (K-State)	22-10 (.688)
Away (Overall)	35-18 (.660)
Away (K-State)	12-11 (.522)
Neutral	7-2 (.778)
Conference (Overall)	63-28 (.692)
Conference (K-State)	25-18 (.581)
Home Conference (Overall)	33-14 (.702)
Home Conference (K-State)	15-8 (.652)
Away Conference (Overall)	30-15 (.667)
Away Conference (K-State)	10-10 (.500)
Non-Conference (Overall)	46-8 (.852)
Non-Conference (K-State)	12-5 (.706)
Home Non-Conference (Overall)	34-3 (.919)
Home Non-Conference (K-State)	8-2 (.800)
Away Non-Conference (Overall)	5-3 (.625)
Away Non-Conference (K-State)	1-1 (.500)
Neutral Non-Conference	7-2 (.778)
Coming Off a Win*	84-20 (.808)
at K-State*	23-13 (.639)
Coming Off a Loss*	17-13 (.567)
at K-State*	11-8 (.579)
Coming Off a Bye *	20-5 (.800)
at K-State	3-5 (.375)
In August	3-1 (.750)
In September	28-8 (.778)
In October	36-9 (.800)
In November	23-12 (.657)
In December	15-4 (.789)
In January	5-0 (1.000)
Tuesday	1-1 (.500)
Friday	4-2 (.667)
Saturday	104-33 (.759)
Scoring First	82-15 (.845)
at K-State	32-8 (.800)
Opponent Scores First	27-21 (.563)
at K-State	5-15 (.250)
Leading at Halftime	90-10 (.900)
at K-State	32-6 (.842)
Behind at Halftime	12-25 (.324)
at K-State	4-16 (.200)
Tied at Halftime	7-1 (.875)
at K-State	1-1 (.500)
Overtime	4-1 (.800)
Outgain Opponent	95-6 (.941)
at K-State	25-4 (.862)
Outgained by Opponent	14-29 (.326)
at K-State	12-18 (.400)
Total Yardage Equal	0-1 (.000)
at K-State	0-1 (.000)
Win Turnover Battle	73-11 (.869)
at K-State	27-5 (.844)
Lose Turnover Battle	17-18 (.486)
at K-State	4-14 (.222)
Equal Turnovers	19-7 (.731)
at K-State	6-4 (.600)
With 100-Yard Rusher	65-6 (.915)
at K-State	24-6 (.800)
Scoring a Defensive Touchdown	18-0 (1.000)
at K-State	4-0 (1.000)
Scoring a Special Teams Touchdown	12-4 (.750)
at K-State	7-3 (.700)

* In Season Only

LORAS COLLEGE

2005 (3-7/2-6 IIAC)

Date	Opponent	Score	W / L
9/3	Concordia (Ill.)	48-3	W
9/10	at No. 22 St. Ambrose	28-29	L
9/17	at Buena Vista	0-14	L
9/24	Central College	0-21	L
10/1	at Cornell College	27-14	W
10/15	Simpson College	15-7	W
10/2	Wartburg College	10-14	L
10/29	at Luther College	19-22	L
11/5	Coe College	14-24	L
11/12	at Dubuque	18-20	L

NORTH DAKOTA ST.

2014 (15-1/7-1 MVFC)

MVFC Champions

FCS National Champions

Date	Opponent	Score	W / L
8/30	at Iowa State	34-14	W
9/6	at Weber State	24-7	W
9/13	Incarnate World	58-0	W
9/20	No. 3 Montana	22-10	W
10/4	at Western Illinois	17-10	W
10/11	No. 12 Southern Illinois	38-10	W
10/18	No. 22 Indiana State	34-17	W
10/25	at South Dakota	47-7	W
11/1	No. 18 South Dakota St.	37-17	W
11/8	at No. 19 N. Iowa	3-23	L
11/15	at Missouri State	45-10	W
11/22	No. 20 Youngstown St.	38-14	W

NCAA FCS Second Round

NCAA FCS Quarterfinal

NCAA FCS Semifinal

NCAA Division I Championship (Frisco, Texas)

1/10 No. 2 Illinois State.....29-27 W

2015 (13-2/7-1 MVFC)

MVFC Champions

FCS National Champions

Date	Opponent	Score	W / L
8/29	at No. 12 Montana State	35-38	L
9/12	Weber State	41-14	W
9/19	North Dakota	34-9	W
10/3	at No. 5 South Dakota St.	28-7	W
10/10	No. 10 Northern Iowa	31-28	W
10/17	South Dakota	21-24	L
10/24	at No. 18 Indiana State	28-14	W
10/31	at Southern Illinois	35-29	W
11/7	Western Illinois	59-7	W
11/14	at No. 20 Youngstown St.	27-24	W
11/21	Missouri State	55-0	W

NCAA FCS Second Round

NCAA FCS Quarterfinal

NCAA FCS Semifinal

NCAA Division I Championship (Frisco, Texas)

1/9 No. 1 Jacksonville State.....37-10 W

2016 (12-2/7-1 MVFC)

MVFC Champions

FCS National Champions

Date	Opponent	Score	W / L
8/27	No. 6 Charleston Southern	24-17 (OT)	W
9/10	No. 8 Eastern Washington	50-44 (OT)	W
9/17	at No. 11 Iowa	23-21	W
10/1	No. 18 Illinois State	31-10	W
10/8	at Missouri State	27-3	W
10/15	No. 11 South Dakota St.	17-19	L
10/22	at No. 12 Western Illinois	21-13	W
10/29	at Northern Iowa	24-20	W
11/5	No. 13 Youngstown State	24-3	W
11/12	Indiana State	41-17	W
11/19	at South Dakota	28-21	W

NCAA FCS Second Round

NCAA FCS Quarterfinal

NCAA FCS Semifinal

12/10 No. 7 South Dakota State...36-10 W

12/18 No. 5 James Madison.....17-27 L

2017 (14-1/7-1 MVFC)

MVFC Champions

FCS National Champions

Date	Opponent	Score	W / L
9/2	Mississippi Valley State	72-7	W
9/9	at No. 6 E. Washington	40-13	W
9/23	Robert Morris	56-0	W
9/30	Missouri State	38-11	W
10/7	at Indiana State	52-0	W
10/14	at No. 8 Youngstown St.	27-24 (OT)	W
10/21	No. 10 Western Illinois	24-12	W
10/28	No. 25 Northern Iowa	30-14	W
11/4	at No. 8 South Dakota St.	21-33	L
11/11	No. 10 South Dakota	49-14	W
11/18	at No. 21 Illinois State	20-7	W

NCAA FCS Second Round

NCAA FCS Quarterfinal

NCAA FCS Semifinal

NCAA Division I Championship (Frisco, Texas)

1/6 No. 1 James Madison.....17-13 W

2018 (15-0/8-0 MVFC)

MVFC Champions

FCS National Champions

Date	Opponent	Score	W / L
9/1	Cal Poly	49-3	W
9/15	North Alabama	38-7	W
9/22	Delaware	38-10	W
9/29	No. 3 South Dakota State	21-17	W
10/6	at No. 22 Northern Iowa	56-31	W
10/13	at Western Illinois	34-7	W
10/20	Illinois State	28-14	W
10/27	at South Dakota	59-14	W
11/3	Youngstown State	17-7	W
11/10	at Missouri State	48-7	W
11/17	Southern Illinois	65-17	W

NCAA FCS Second Round

NCAA FCS Quarterfinal

NCAA FCS Semifinal

NCAA Division I Championship (Frisco, Texas)

11/5 No. 3 Eastern Washington...38-24 W

KANSAS STATE

2019 (8-5/5-4 Big 12)

Liberty Bowl

Date	Opponent	Score	W / L
8/31	Nicholls	49-14	W
9/7	Bowling Green	52-0	W
9/14	at Mississippi State	31-24	W
9/28	at Oklahoma State	13-26	L
10/5	Baylor	12-31	L
10/19	TCU	24-17	W
10/26	No. 5 Oklahoma	48-41	W
11/2	at Kansas	38-10	W
11/9	at Texas	24-27	L
11/16	West Virginia	20-24	L
11/23	at Texas Tech	30-27	W
11/30	No. 23 Iowa State	27-17	W
12/31	No. 23 Navy	17-20	L

2020 (4-6/4-5 Big 12)

Date	Opponent	Score	W / L
9/12	Arkansas State	31-35	L
9/26	at No. 3 Oklahoma	38-35	W
10/3	Texas Tech	31-21	W
10/10	at TCU	21-14	W
10/24	Kansas	55-14	W
10/31	at West Virginia	10-37	L
11/7	No. 14 Oklahoma State	18-20	L
11/21	at No. 17 Iowa State	45-0	L
11/28	at Baylor	31-32	L
12/5	Texas	31-69	L

2021 (8-5/4-5 Big 12)

Texas Bowl Champions

Date	Opponent	Score	W / L
9/4	vs. Stanford (Arlington, Texas)	24-7	W
9/11	Southern Illinois	31-23	W
9/18	Nevada	38-17	W
9/25	at Oklahoma State	20-31	L
10/2	No. 6 Oklahoma	31-37	L
10/16	Iowa State	20-33	L
10/23	at Texas Tech	25-24	W
11/30	TCU	31-12	W
11/6	at Kansas	35-10	W
11/13	West Virginia	34-17	W
11/20	No. 11 Baylor	10-20	L
11/26	at Texas	17-22	L

TaxAct Texas Bowl (Houston, Texas)

1/4 LSU.....42-20 W

2022 (10-4/7-2 Big 12)

Big 12 Champions

Sugar Bowl

Date	Opponent	Score	W / L
9/3	South Dakota	34-0	W
9/10	Missouri	40-12	W
9/17	Tulane	10-17	L
9/24	at No. 6 Oklahoma	41-34	W
10/1	Texas Tech	37-28	W
10/8	at Iowa State	10-9	W
10/22	at No. 8 TCU	28-38	L
10/29	No. 9 Oklahoma State	48-0	W
11/5	Texas	27-34	L
11/12	at Baylor	31-3	W
11/19	at West Virginia	48-31	W
11/26	Kansas	47-27	W

Dr. Pepper Big 12 Championship (Arlington, Texas)

12/3 No. 3 TCU.....31-28 (OT) W

Allstate Sugar Bowl (New Orleans, La.)

12/31 No. 5 Alabama.....20-45 L

2023 (7-3/5-2 Big 12)

Date	Opponent	Score	W / L
9/2	SEMO	45-0	W
9/9	Troy	42-13	W
9/16	at Missouri	27-30	L
9/23	UCF	44-31	W
10/6	at Oklahoma State	21-29	L
10/14	at Texas Tech	38-21	W
10/21	TCU	41-3	W
10/28	Houston	41-0	W
11/4	at Texas	30-33 (OT)	L
11/11	Baylor	59-25	W
11/18	at Kansas		
11/25	Iowa State		



GAMEDAY: FIELD

VAN MALONE

Assistant Head Coach/CBs • Houston '02
25th Year in Coaching • Fifth Year at K-State

- Enters his fifth season coaching the cornerbacks and added the titles of assistant head coach and passing game coordinator prior to the 2020 campaign.
- Under Malone, Julius Brents – who came to K-State as a transfer from Iowa – and Ekow Boye-Doe each earned All-Big 12 honors in 2022.
- Brents was the 44th overall selection in the 2023 NFL Draft by the Indianapolis Colts – the highest Wildcat CB drafted since Terence Newman in 2003 (No. 5) – while Boye-Doe signed a rookie free agent contact with Kansas City.
- Selected to the 2022 National Coalition of Minority Football Coaches.



GAMEDAY: FIELD

JOE KLANDERMAN

Defensive Coord./Safeties • Minnesota State '01
22nd Year in Coaching • Fifth Year at K-State

- Enters his fifth season coaching the safeties and fourth as the defensive coordinator.
- Spearheaded a complete overhaul of the defense prior to 2021, going from a four-man front to conducting a three-man front for the first time in his career.
- The Wildcats have allowed less than 22.0 points per game each of the last two seasons, their first since going 13-straight years from 1991 to 2003.
- K-State ranked No. 24 nationally over the last two seasons by combining to allow 21.4 points per game.
- Has tutored safeties that have been drafted each of the last two years in Josh Hayes (2023) and Russ Yeast (2022).



GAMEDAY: BOOTH

COLLIN KLEIN

Offensive Coord./Quarterbacks • K-State '11
10th Year in Coaching • Ninth Year at K-State

- Enters seventh season coaching the K-State quarterbacks and his second as offensive coordinator.
- Is the eighth-youngest offensive coordinator in the country in 2023.
- Guided an offense in 2022 that ranked in the top 10 in school history in 11 categories, including ranking second in offensive yards, fourth in rushing yards and fifth in yards per game.
- Tutored Skylar Thompson, who was selected in the 2022 NFL Draft by Miami and played as a rookie for the Dolphins.
- Klein was a 2012 Heisman Trophy finalist, winner of the 2012 Johnny Unitas Award, and is a member of the K-State Football Ring of Honor Class of 2022.



GAMEDAY: FIELD

BRIAN ANDERSON

Running Backs • Western Illinois '94
29th Year in Coaching • Fifth Year at K-State

- Enters his fourth season as the running backs coach and his 29th season overall in coaching with a versatile background of coaching skill positions.
- Coached Deuce Vaughn to consecutive Consensus All-America seasons, the second player in school history to earn the nod in back-to-back years.
- Vaughn, the third player in school history with multiple 1,000-yard rushing season, was selected in the 2023 NFL Draft by Dallas.
- Coached DJ Giddens to the tune of 518 yards and six touchdowns as he earned votes for the 2022 Big 12 Offensive Freshman of the Year award.



GAMEDAY: BOOTH

BRIAN LEPAK (INT-PACK)

Tight Ends • Oklahoma '10
10th Year in Coaching • Third Year at K-State

- An intelligent young coach with stops at two other Power 5 schools who is in his second year coaching the tight ends.
- Tutored Ben Sinnott to All-Big 12 First Team accolades in 2022 after ranking fourth nationally and first in the Big 12 among tight ends with a 14.4-yard per catch average.
- Coached the Wildcat fullbacks and tight ends in K-State's victory over LSU in the Texas Bowl as he spent a majority of the 2021 season as the Senior Offensive Quality Control coach.
- Came to K-State after one year as the run game coordinator and offensive line coach at Southern, while he spent the previous three seasons as a graduate assistant at Oklahoma.



GAMEDAY: FIELD

MATTHEW MIDDLETON

Wide Receivers • Ottawa '08
16th Year in Coaching • First Year at K-State

- A native Kansan and 15-year coaching veteran who is in his first season at K-State working with the wide receivers.
- Came to Manhattan after spending the previous five seasons at Kent State, guiding wide receivers to six all-conference selections, including four first-team honors.
- Went to Kent State after serving as the wide receivers coach and recruiting coordinator at South Dakota. Also worked as a graduate assistant at Kansas (2012) and wide receivers coach at both Chadron State and Omaha, the latter where he spent time with Connor Riley.
- A native of Kansas City, Kansas, who played collegiately at Ottawa (Kan.) University.



GAMEDAY: FIELD

CONOR RILEY

Offensive Line • Omaha '03
21st Year in Coaching • Fifth Year at K-State

- Enters his fifth season as the offensive line coach and has consistently churned out quality units.
- All four of Riley's lines have surrendered less than 2.0 sacks per game, the longest streak in the Big 12 and one of only 10 FBS teams to go four-straight years under that number.
- Has produced 11 All-Big 12 honorees in his first four years, which includes first-team selection Cooper Beebe in both 2021 and 2022. Beebe earned All-America honors from numerous outlets and was also named the Big 12 Offensive Lineman of the Year.
- The 2022 line paved the way for 208.3 rushing yards per game to rank 15th in the nation.

SUPPORT STAFF**Graduate Assistants**

Vincent Johnson, Alex Wallace (Offense)
Devin Klieman, Parker Schrater (Defense)

Analysts/Quality Control

Clint Brown (Offensive Quality Control)
Josh Buford (Offensive Analyst)
Chili Davis (Special Teams Quality Control)
Matt Kardulis (Defensive Quality Control)
David Orloff (Defensive Analyst)

Strength and Conditioning

Truman Carroll (Director of Strength & Conditioning)
Ray Thomas (Assoc. Strength & Conditioning Coach)
Christopher Aninye (Asst. Strength & Conditioning Coach)
Elijah Blackman (Asst. Strength & Conditioning Coach)
J.R. Griffin (Asst. Strength & Conditioning Coach)

Sports Medicine

Mindy Hoffman (Head FB Athletic Trainer)*
Matt Thomason (Senior Assoc. AD)
Scott Trausch (Director of Sports Diet and Nutrition)
Lance Yancy (Director of Sports Science)
Connor Bennett (Asst. Athletic Trainer)
Matt Greenwald (Asst. Athletic Trainer)

Administration

Hank Jacobs (Director of Football Administration)
Kacey Feldkamp (Director of Football Operations)*
Natalie Crimmins (Program Coordinator)
Taylor Wenger (Football Operations Assistant)
Joe Hall (Director of Player Development)

Recruiting

Taylor Braet (Director of Football Recruiting)
Maddi Gage (Director of On-Campus Recruiting)
Chuck Lillie (Director of Scouting)
Emily Muse (Asst. Dir. of On-Campus Recruiting)

Coaching Video

Scott Eilert (Director of Video Services)
Brandon Hasselbeck (Asst. Director of Football Video)

Creative

Ron Cook (Director of Football Graphic Design)
Parker Schmitz (Director of Creative Media)
Chandler Mixon (Creative Media Assistant)

Equipment

Al Cerbe (Head Equipment Manager)
Preston Flack (Assistant Football Equipment Manager)

** K-State is one of just three FBS programs (Bowling Green and New Mexico State) to have females in the roles of Director of Football Operations and Head Football Athletic Trainer.*



GAMEDAY: BOOTH

STEVE STANARD (STAN-ARD)

Linebackers • Nebraska '89
36th Year in Coaching • Fourth Year at K-State

- A veteran coach with ties to the Midwest and more than 30 years of coaching experience who is in his fourth season coaching the K-State linebackers.
- Has coached two All-Big 12 linebackers each of the last two seasons, the latest being Austin Moore and Daniel Green in 2022.
- Moore led the 2022 Wildcats with 87 tackles.
- Green also earned All-Big 12 honors in 2021 after totaling 89 tackles and ranking 22nd nationally in solo tackles (5.3/gm).
- Has 20 seasons worth of defensive coordinator experience coming at Nebraska Wesleyan, South Dakota, New Mexico State, Colorado State, Tulane and Wyoming.



GAMEDAY: FIELD

MIKE TUIASOPO (TWO-ee-AH-so-PO)

Defensive Tackles • Pacific Lutheran '89
33rd Year in Coaching • Fifth Year at K-State

- A veteran coach with over 30 years of experience who is in his fifth season at K-State.
- Aided in the transition of the defense from a four-down alignment to a three-down front in 2021, a shift that has allowed the Wildcats to surrender under 22.0 points per game the last two seasons.
- Helped K-State rank No. 18 nationally in fourth-down defense (39.4%), including a crucial stop on 4th and Goal in overtime of the Big 12 Championship.
- Tutored Eli Huggins to All-Big 12 honors in both 2021 and 2022, while he saw protege Timmy Horne earn a spot on the Atlanta Falcons' roster as a rookie free agent in 2022.



GAMEDAY: FIELD

BUDDY WYATT

Defensive Ends • TCU '90
33rd Year in Coaching • Fifth Year at K-State

- A respected defensive line coach with more than 30 years experience who is in his fifth season at K-State.
- Coached Felix Anudike-Uzomah to All-America honors in 2021 and 2022 in addition to being named the 2022 Big 12 Defensive Player of the Year and Big 12 Defensive Lineman of the Year.
- Anudike-Uzomah went on to be selected in the first round of the 2023 NFL Draft by Kansas City, the Wildcats' first round draft selection since 2009.
- Has also coached All-Big 12 performers Wyatt Hubert and Reggie Walker. Hubert was selected in the 2021 NFL Draft by Cincinnati.



ALPHABETICAL

NO	NAME	POS
91	Jordan Allen	DE
82	Will Anciaux	TE
92	Jevon Banks	DT
58	Camden Beebe	OL
50	Cooper Beebe	OL
53	Drake Bequeaith	OL
17	Mikey Bergeron	S
51	Shadryon Blanka	LB
43	Jack Blumer	P
80	Ty Bowman	WR
8	Phillip Brooks	WR
1	Jayce Brown	WR
32	Evan Cantu	RB
63	Michael Capria	OL
31	Jake Clifton	LB
30	Teagan Cobb	P/K
27	Daniel Cobbs	S
16	Jayden Cook	CB
23	Andre Davis	WR
52	Ryan Davis	DE
33	Dre Delort	CB
14	Jet Dineen	S
73	Christian Duffie	OL
29	Khalid Duke	DE
25	Collin Dunn	LB
20	Trey Engram	RB
34	Trevor Erickson	S
36	Jack Fabris	S
18	Wesley Fair	S
26	Anthony Frias II	RB
46	Jace Friesen	DE
62	Jackson Fullmer	OL
1	Keenan Garber	CB
3	RJ Garcia II	WR
31	DJ Giddens	RB
55	Hayden Gillum	OL
22	Daniel Green	LB
13	Joe Hall III	S
19	Garrett Harstad	TE
75	Sam Hecht	OL
18	Will Howard	QB
27	Jake Huggins	TE
56	Damian Ilalio	DT
0	Jadon Jackson	WR
4	Joe Jackson	RB
5	Justice James	CB
5	Avery Johnson	QB
10	Keagan Johnson	WR
3	Darell Jones	CB
74	Alex Key	OL
26	Terry Kirksey Jr.	LB
21	Jacob Knuth	QB
84	Isaac Koch	WR
24	Trey Krause	S
7	Adryan Lara	QB
8	Will Lee III	CB
56	Andrew Leingang	OL
70	KT Leveston	OL
6	Sterling Lockett	WR
87	Brayden Loftin	TE
13	Xavier Loyd	WR
6	Max Marsh	S

NO	NAME	POS	HT	WT	YR-EX	HOMETOWN (LAST SCHOOL)
0	# Jadon Jackson	WR	6-1	190	Sr.-1L	Centeron, Ark. (Univ. of Mississippi)
0	# Jordan Wright	S	5-11	178	Jr.-RS	Memphis, Tenn. (Fullerton College)
1	# Jayce Brown	WR	5-11	174	Fr.-HS [^]	Fort Walton Beach, Fla. (Choctawhatchee)
1	# Keenan Garber	CB	6-0	184	Sr.-3L	Lawrence, Kan. (Free State)
2	# Jake Rubley	QB	6-3	217	So.-1L	Highlands Ranch, Colo. (Highlands Ranch)
2	# Kobe Savage	S	5-11	207	Sr.-1L	Paris, Texas (Tyler JC)
3	# RJ Garcia II	WR	6-0	176	So.-1L	Tampa, Fla. (Berkeley Prep)
3	# Darell Jones	CB	5-11	180	So.-SQ	Coffeyville, Kan. (Field Kindley)
4	# Joe Jackson	RB	6-0	187	Fr.-HS [^]	Haines City, Fla. (Ridge Community)
4	# Tyler Nelome	CB	6-2	194	Jr.-TR [^]	Atlanta, Ga. (Southeast Missouri State Univ.)
5	# Justice James	CB	5-10	199	Jr.-RS	West Columbia, Texas (Tyler JC)
5	# Avery Johnson	QB	6-2	188	Fr.-HS [^]	Wichita, Kan. (Maize)
6	# Sterling Lockett	WR	5-10	164	Fr.-RS	Leawood, Kan. (Blue Valley)
6	# Max Marsh	S	6-3	203	Jr.-1L [^]	Grand Junction, Colo. (Eaglecrest)
7	# Adryan Lara	QB	6-0	219	Fr.-RS	Goodyear, Ariz. (Desert Edge)
7	# Kam Sallis	S	6-1	208	Fr.-HS [^]	Arlington, Texas (Kennedale)
8	# Phillip Brooks	WR	5-8	171	Sr.-4L	Lee's Summit, Mo. (Lee's Summit West)
8	# Will Lee III	CB	6-3	185	So.-TR	Kirkwood, Mo. (Iowa Western CC)
9	# Donovan McIntosh	CB	6-2	173	Fr.-HS [^]	St. Louis, Mo. (St. Mary's)
9	# Treshaun Ward	RB	5-10	194	Sr.-TR	Plant City, Fla. (Florida State Univ.)
10	# Keagan Johnson	WR	6-0	193	So.-TR	Bellevue, Neb. (Univ. of Iowa)
10	# Jacob Parrish	CB	5-10	183	So.-1L [^]	Olathe, Kan. (Olathe North)
12	# Tre Spivey	WR	6-4	203	Fr.-HS [^]	Chandler, Ariz. (Hamilton)
12	# Nickendre Stiger	S	5-10	181	Jr.-RS	Wichita, Kan. (Butler CC)
13	# Joe Hall III	S	6-0	210	Fr.-RS	Manhattan, Kan. (Manhattan)
13	# Xavier Loyd	WR	6-2	191	So.-SQ	Blue Springs, Mo. (Blue Springs)
14	# Jet Dineen	S	5-10	200	Fr.-RS	Lawrence, Kan. (Free State)
14	# Tyson Struber	WR	6-2	210	Fr.-RS	Galva, Kan. (Canton-Galva)
15	# Shane Porter	WR	5-11	179	So.-1L	Friendswood, Texas (Clear Brook)
16	# Jayden Cook	CB	6-0	180	Fr.-HS [^]	Frankfort, Ill. (Lincoln-Way East)
16	# Seth Porter	WR	5-8	170	Sr.-4L	Friendswood, Texas (Clear Springs)
17	# Mikey Bergeron	S	6-2	190	Fr.-HS [^]	Shawnee, Kan. (Mill Valley)
17	# Chris Tennant	K	6-5	222	Jr.-2L [^]	Shawnee, Kan. (Mill Valley)
18	# Wesley Fair	S	6-0	197	Fr.-HS [^]	Wichita, Kan. (Wichita Collegiate)
18	# Will Howard	QB	6-5	242	Sr.-3L [^]	Downingtown, Pa. (Downingtown West)
19	# Garrett Harstad	TE	6-4	200	Fr.-HS [^]	Loveland, Colo. (Loveland)
19	# VJ Payne	S	6-3	200	So.-1L [^]	Gainesville, Ga. (Buford)
20	# Trey Engram	RB	5-6	175	Fr.-HS [^]	Columbia, Md. (Verona [Wis.])
20	# Colby McCalister	S	5-10	193	Fr.-RS	Houston, Texas (Clear Brook)
21	# Jacob Knuth	QB	6-3	217	Fr.-TR	Sioux Falls, S.D. (Univ. of Minnesota)
21	# Marques Sigle	S	5-11	197	Jr.-TR [^]	Omaha, Neb. (North Dakota State Univ.)
22	# Daniel Green	LB	6-3	245	Sr.-4L	Portland, Ore. (Madison)
23	# Andre Davis	WR	6-4	206	Fr.-HS [^]	Leawood, Kan. (Blue Valley)
23	# Asa Newsom	LB	6-3	217	Fr.-HS [^]	Waverly, Iowa (Waverly-Shell Rock)
24	# Trey Krause	S	6-1	195	So.-SQ	Olathe, Kan. (Olathe West)
25	# Collin Dunn	LB	6-1	180	Fr.-HS [^]	Tuscaloosa, Ala. (Hillcrest)
25	# Kanijal Thomas	CB	5-11	175	Fr.-HS [^]	Del City, Okla. (Del City)
26	# Anthony Frias II	RB	5-10	212	So.-RS	Turlock, Calif. (Modesto JC)
26	# Terry Kirksey Jr.	LB	6-3	232	Jr.-TR [^]	Theodore, Ala. (Hutchinson CC)
27	# Daniel Cobbs	S	5-10	188	So.-TR [^]	Fort Worth, Texas (Tyler JC)
27	# Jake Huggins	TE	6-2	226	Sr.-SQ	Cumming, Ga. (West Forsyth)
28	# Rex Van Wyhe	LB	6-5	236	So.-TR [^]	Rock Rapids, Iowa (Iowa Central CC)
29	# Khalid Duke	DE	6-4	246	Sr.-4L	Atlanta, Ga. (Riverside Military Academy)
30	# Teagan Cobb	P/K	6-2	202	Fr.-HS [^]	Rose Hill, Kan. (Rose Hill)
30	# Matthew Maschmeier	S	6-0	209	Jr.-1L [^]	Lisle, Ill. (Naperville North)
31	# Jake Clifton	LB	6-2	222	So.-1L [^]	Owasso, Okla. (Owasso)
31	# DJ Giddens	RB	6-1	212	So.-1L	Junction City, Kan. (Junction City)
32	# Evan Cantu	RB	5-9	195	Fr.-RS	Wichita, Kan. (Maize South)
32	# Desmond Purnell	LB	5-11	224	So.-1L	Topeka, Kan. (Hayden)
33	# Dre Delort	CB	5-9	150	Fr.-HS [^]	Manhattan, Kan. (Manhattan)
34	# Trevor Erickson	S	6-3	204	So.-SQ	Chapman, Kan. (Chapman)
34	# Ben Sinnott	TE	6-4	245	Jr.-2L [^]	Waterloo, Iowa (Columbus Catholic)
35	# Simon McClannan	K/P	5-11	177	Fr.-HS [^]	Omaha, Neb. (Millard South)
36	# Jack Fabris	S	6-2	185	Fr.-HS [^]	Bogart, Ga. (North Oconee)
37	# Andrew Sonner	TE	6-4	248	So.-SQ	Olathe, Kan. (Olathe East)
38	# Brendan Mott	DE	6-5	244	Sr.-1L	Iowa City, Iowa (Iowa City West)
39	# Jordan Schippers	RB	6-1	209	Sr.-2L [^]	Colby, Kan. (Western Illinois Univ.)
40	# Gavin Meyers	LB	6-2	231	Fr.-RS	Hays, Kan. (Hays)
41	# Austin Moore	LB	6-1	219	Sr.-3L	Louisburg, Kan. (Louisburg)
42	# Randen Plattner	LS	6-3	241	Sr.-4L	Parkville, Mo. (Park Hill)
43	# Jack Blumer	P	6-3	203	Sr.-3L	Marysville, Kan. (Marysville)
43	# Jordan Perry	LB	6-2	197	Fr.-RS	Jefferson, Ga. (Jefferson)
44	# Christian Moore	TE	6-2	237	Jr.-3L [^]	Huntington Beach, Calif. (Huntington Beach)
44	# Tobi Osunsanmi	LB	6-3	233	Fr.-RS	Wichita, Kan. (Wichita East)
45	# Mason Olguin	LS	6-1	225	So.-RS	Edmond, Okla. (Dodge City CC)



NO	NAME	POS	HT	WT	YR-EX	HOMETOWN (LAST SCHOOL)
45	# Austin Romaine	LB	6-2	238	Fr.-HS [^]	Hillsboro, Mo. (Hillsboro)
46	Jace Friesen	DE	6-2	240	Sr.-2L	Basehor, Kan. (Basehor-Linwood)
47	# Cody Stufflebean	DE	6-4	257	Jr.-1L [^]	McPherson, Kan. (McPherson)
47	# La'James White	RB	5-7	183	So.-SQ	Kansas City, Kan. (Air Force)
48	Zach Wittenberg	LB	6-1	226	So.-RS	El Dorado, Kan. (Butler CC)
49	Drew Schmelzle	DE	6-4	227	So.-SQ	Sabetha, Kan. (Sabetha)
50	Cooper Beebe	OL	6-4	335	Sr.-3L	Kansas City, Kan. (Piper)
51	Shadryon Blanka	LB	6-1	213	Fr.-RS	St. Francis, Kan. (Saint Francis Community)
52	Ryan Davis	DE	6-4	223	Fr.-HS [^]	Phoenix, Ariz. (Sandra Day O'Connor)
53	Drake Bequeaith	OL	6-6	279	Fr.-RS	Colleyville, Texas (Grapevine)
54	Hadley Panzer	OL	6-4	303	Jr.-2L [^]	Lakin, Kan. (Lakin)
55	Hayden Gillum	OL	6-3	300	Sr.-3L	Plainville, Kan. (Plainville)
56	# Damian Ilalio	DT	6-1	296	So.-1L	Manhattan, Kan. (Manhattan)
56	# Andrew Leingang	OL	6-5	306	So.-1L	Bismarck, N.D. (Century)
57	Beau Palmer	LB	6-2	230	Jr.-1L [^]	Overland Park, Kan. (Blue Valley)
58	Camden Beebe	OL	6-3	353	Fr.-HS [^]	Kansas City, Kan. (Piper)
59	Gabe Roland	LB	6-1	219	Fr.-HS [^]	Ponca City, Okla. (Ponca City)
62	Jackson Fullmer	OL	6-4	283	Fr.-HS [^]	Eagle, Idaho (Rocky Mountain)
63	Michael Capria	OL	6-2	295	Fr.-RS	Kansas City, Mo. (Liberty)
66	Sam Shields	OL	6-4	299	Jr.-SQ [^]	Manhattan, Kan. (Manhattan)
69	Taylor Poirier	OL	6-3	291	Sr.-1L	Kansas City, Kan. (Bishop Miege)
70	KT Leveston	OL	6-5	330	Sr.-4L	Waco, Texas (Midway)
73	Christian Duffie	OL	6-5	300	Sr.-4L	Humble, Texas (Summer Creek)
74	Alex Key	OL	6-3	299	Fr.-RS	Derby, Kan. (Derby)
75	Sam Hecht	OL	6-4	285	So.-1L	Shawnee, Kan. (Mill Valley)
76	Brock Woolf	OL	6-5	287	Fr.-HS [^]	Brewster, Kan. (Brewster)
77	Carver Willis	OL	6-5	291	Jr.-2L	Durango, Colo. (Durango)
78	John Pastore	OL	6-6	294	Fr.-RS	Erie, Colo. (Erie)
79	Devin Vass	OL	6-6	285	Fr.-HS [^]	Bartow, Fla. (Lakeland)
80	Ty Bowman	WR	6-5	224	Jr.-2L [^]	Chanute, Kan. (Chanute)
81	Andrew Metzger	TE	6-5	237	Fr.-HS [^]	Aurora, Colo. (Regis Jesuit)
82	Will Anciaux	TE	6-6	230	Fr.-HS [^]	Wichita, Kan. (Kapaun Mt. Carmel)
83	Will Swanson	TE	6-5	250	Jr.-2L [^]	Papillion, Neb. (La Vista South)
84	Isaac Koch	WR	6-1	196	Fr.-RS	Olathe, Kan. (Rockhurst)
85	Wesley Watson	WR	6-1	196	Fr.-HS [^]	College Station, Texas (A&M Consolidated)
86	Garrett Oakley	TE	6-5	230	Fr.-RS	Columbus, Neb. (Scotus Central Catholic)
87	Brayden Loftin	TE	6-4	232	Fr.-RS	Omaha, Neb. (Lewis Central [IA])
88	Erwin Nash	WR	6-3	213	Fr.-RS	Olathe, Kan. (Olathe South)
89	Erik Pizarro	WR	5-10	208	Sr.-1L	Rio Hondo, Texas (Lamar Univ.)
90	Donovan Rieman	DE	6-4	249	Fr.-RS	Enid, Okla. (Enid)
91	Jordan Allen	DE	6-4	250	Fr.-HS [^]	Olathe, Kan. (Olathe South)
92	Jevon Banks	DT	6-2	290	Jr.-TR [^]	Olive Branch, Miss. (Mississippi State Univ.)
93	Asher Tomaszewski	DT	6-4	290	Fr.-HS [^]	Schererville, Ind. (Mount Carmel [IL])
94	Titus Tuiasosopo	DT	6-0	322	So.-SQ	Manhattan, Kan. (Wamego)
95	George Traglia	DT	6-5	281	So.-TR [^]	Wichita, Kan. (Butler CC)
96	Leyton Simmering	K	6-0	169	Fr.-RS	Rosemount, Minn. (Rosemount)
97	Nate Matlack	DE	6-5	249	Jr.-2L [^]	Olathe, Kan. (Olathe East)
98	Chiddi Obiazor	DE	6-6	250	Fr.-HS [^]	Eden Prairie, Minn. (Eden Prairie)
99	Uso Seumalo	DT	6-3	340	Sr.-1L [^]	Maunaloa, Hawai'i (Garden City CC)

NOTE: Kansas State elected to advance players' classification even though the 2020 season did not affect eligibility. Those that wish to take advantage of the extra year will be listed as a senior again after their original eligibility would have been exhausted.

Duplicate Number | ^ Redshirt Available | Roster as of August 25, 2023

PRONUNCIATIONS

PLAYERS

Will ANCIAUX.....	ann-SEE-OH	Andrew LEINGANG.....	LANE-gang
Mikey BERGERON.....	BUR-zhr-on	XAVIER Loyd.....	ex-AYV-ee-ur
Drake BEQUEAITH.....	BECK-with	Matthew MASCHMEIER.....	MASH-my-er
SHADRYON BLANKA.....	SHAD-run BLON-ka	Tyler NELOME.....	NELL-um
Jack BLUMER.....	BLUE-mur	CHIDDI OBIAZOR.....	CHEE-dee oh-bee-EYE-zor
Evan CANTU.....	can-TOO	Mason OLGUIN.....	ole-GEEN
Michael CAPRIA.....	cuH-PREE-ah	Tobi OSUNSANMI.....	oh-sun-SAH-me
Jet DINEEN.....	duh-NEEN	John PASTORE.....	pass-TOR-ee
KHALID Duke.....	kuh-LID	Taylor POITIER.....	por-tee-AY (long A)
Anthony FRIAS II.....	FREE-iss	Donovan RIEMAN.....	RYE-men
Damian ILALIO.....	EE-lah-LEE-oh	Austin ROMAIN.....	roe-MANE
DARELL Jones.....	duh-REL	Kam SALLIS.....	SALL-is
Jacob KNUTH.....	kah-NOOTH	Drew SCHMELZLE.....	SHEMELLS-lee
Adryan LARA.....	LAR-ah	USO SEUMALO.....	OO-soh SAY-oh-MALL-oo
		MARQUIS SIGLE.....	mar-KEECE SEE-gull

Ben SINNOTT.....	SIN-it
Andrew SONNER.....	SAHN-er
NICKENDRE STIGER.....	nuh-KIN-dre STYE-gur
KANIJAL Thomas.....	kuh-NYE-gel
Asher TOMASZEWSKI.....	tom-uh-ZOO-ski
George TRAGLIA.....	TRAW-lee-ah
Titus TUIASOSOPO.....	TWO-ee-AH-so-SO-po
Rex VAN WYHE.....	VAN WHY

COACHES

Chris KLIEMAN.....	KLY-men
Brian LEPACK.....	luh-PACK
Steve STANARD.....	STAN-urd
Mike TUIASOSOPO.....	TWO-ee-AH-so-SO-po

ALPHABETICAL

NO	NAME	POS
30	Matthew Maschmeier	S
97	Nate Matlack	DE
20	Colby McCalister	S
35	Simon McClannan	K/P
9	Donovan McIntosh	CB
81	Andrew Metzger	TE
40	Gavin Meyers	LB
41	Austin Moore	LB
44	Christian Moore	TE
38	Brendan Mott	DE
88	Erwin Nash	WR
4	Tyler Nelome	CB
23	Asa Newsom	LB
86	Garrett Oakley	TE
98	Chiddi Obiazor	DE
45	Mason Olguin	LS
44	Tobi Osunsanmi	LB
57	Beau Palmer	LB
54	Hadley Panzer	OL
10	Jacob Parrish	CB
78	John Pastore	OL
19	VJ Payne	S
43	Jordan Perry	LB
89	Erik Pizarro	WR
42	Randen Plattner	LS
69	Taylor Poirier	OL
16	Seth Porter	WR
15	Shane Porter	WR
32	Desmond Purnell	LB
90	Donovan Rieman	DE
59	Gabe Roland	LB
45	Austin Romaine	LB
2	Jake Rubley	QB
7	Kam Sallis	S
2	Kobe Savage	S
39	Jordan Schippers	RB
49	Drew Schmelzle	DE
99	Uso Seumalo	DT
66	Sam Shields	OL
21	Marques Sigle	S
96	Leyton Simmering	K
34	Ben Sinnott	TE
37	Andrew Sonner	TE
12	Tre Spivey	WR
12	Nickendre Stiger	S
14	Tyson Struber	WR
47	Cody Stufflebean	DE
83	Will Swanson	TE
17	Chris Tennant	K
25	Kanijal Thomas	CB
93	Asher Tomaszewski	DT
95	George Traglia	DT
94	Titus Tuiasosopo	DT
28	Rex Van Wyhe	LB
79	Devin Vass	OL
9	Treshawn Ward	RB
85	Wesley Watson	WR
47	La'James White	RB
77	Carver Willis	OL
48	Zach Wittenberg	LB
76	Brock Woolf	OL
0	Jordan Wright	S



HOW THE 2023 WILDCATS WERE BUILT

YEAR	HIGH SCHOOL SIGNEES	CC TRANSFERS	WALK-ONS	DIVISION I TRANSFERS
2018	OL Christian Duffie (Summer Creek) LB Daniel Green (Madison) OL KT Leveston (Midway)		P Jack Blumer (Marysville) WR Phillip Brooks (Lee's Summit West) OL Hayden Gillum (Plainville) LS Randen Plattner (Park Hill) WR Seth Porter (Clear Springs)	
2019	OL Cooper Beebe (Piper) DE Khalid Duke (Riverside Military Academy) CB Keenan Garber (Free State) OL Taylor Poitier (Bishop Miege)		DE Jace Friesen (Basehor-Linwood) TE Jake Huggins (West Forsyth) LB Austin Moore (Louisburg) DE Brendan Mott (Iowa City West)	
2020	QB Will Howard (Downingtown West) DE Nate Matlack (Olathe East) TE Christian Moore (Huntington Beach) OL Sam Shields (Manhattan) DE Cody Stufflebean (McPherson) TE Will Swanson (La Vista South) OL Carver Willis (Durango)		WR Ty Bowman (Chanute) S Max Marsh (Eaglecrest) S Matthew Maschmeier (Naperville North) LB Beau Palmer (Blue Valley) TE Ben Sinnott (Columbus Catholic)	RB Jordan Schippers (Western Illinois)
2021	WR RJ Garcia II (Berkeley Prep) RB DJ Giddens (Junction City) DT Damian Ilalio (Manhattan) CB Darell Jones (Field Kindley) OL Andrew Leingang (Century) OL Hadley Panzer (Lakin) LB Desmond Purnell (Hayden) QB Jake Rubley (Highlands Ranch)		S Trevor Erickson (Chapman) OL Sam Hecht (Mill Valley) S Trey Krause (Olathe West) WR Xavier Loyd (Blue Springs) WR Shane Porter (Clear Brook) DE Drew Schmelzle (Sabetha) TE Andrew Sonner (Olathe East) K Chris Tennant (Mill Valley) DT Titus Tuiasopopo (Wamego)	
2022	OL Drake Bequeaith (Grapevine) LB Jake Clifton (Owasso) QB Adryan Lara (Desert Edge) WR Sterling Lockett (Blue Valley) TE Brayden Loftin (Lewis Central) S Colby McCalister (Clear Brook) TE Garrett Oakley (Scotus Central Catholic) LB Tobi Osunsanmi (Wichita East) CB Jacob Parrish (Olathe North) OL John Pastore (Erie) S VJ Payne (Buford) LB Jordan Perry (Jefferson) DE Donovan Rieman (Enid) WR Tyson Struber (Canton-Galva)	RB Anthony Frias II (Modesto JC) CB Justice James (Tyler JC) LS Mason Olquin (Dodge City CC) S Kobe Savage (Tyler JC) DT Uso Seumalo (Garden City CC) S Nickendre Stiger (Butler CC) LB Zach Wittenberg (Butler CC) S Jordan Wright (Fullerton College)	LB Shadryon Blanka (St. Francis) RB Evan Cantu (Maize South) OL Michael Capria (Liberty) S Jet Dineen (Free State) S Joe Hall III (Manhattan) OL Alex Key (Derby) WR Isaac Koch (Rockhurst) LB Gavin Meyers (Hays) WR Erwin Nash (Olathe South) K Leyton Simmering (Rosemount)	WR Jadon Jackson (Ole Miss) WR Erik Pizarro (Lamar) RB La'James White (Air Force)
2023	DE Jordan Allen (Olathe South) TE Will Anciaux (Kapaun Mt. Carmel) OL Camden Beebe (Piper) WR Jayce Brown (Choctawhatchee) WR Andre Davis (Blue Valley) DE Ryan Davis (Sandra Day O'Connor) LB Collin Dunn (Hillcrest) S Jack Fabris (North Oconee) S Wesley Fair (Wichita Collegiate) OL Jackson Fullmer (Rocky Mountain) RB Joe Jackson (Ridge Community) QB Avery Johnson (Maize) CB Donovan McIntosh (St. Mary's) TE Andrew Metzger (Regis Jesuit) LB Asa Newsom (Waverly-Shell Rock) DE Chiddi Obiazor (Eden Prairie) LB Austin Romaine (Hillsboro) S Kam Sallis (Kennedale) WR Trey Spivey (Hamilton) CB Kanijal Thomas (Del City) DT Asher Tomaszewski (Mountain Carmel) OL Devin Vass (Lakeland) WR Wesley Watson (A&M Consolidated)	CB Daniel Cobbs (Tyler JC) LB Terry Kirksey Jr. (Hutchinson CC) CB Will Lee III (Iowa Western CC) LB George Traglia (Butler CC) LB Rex Van Wyhe (Iowa Central CC)	S Mikey Bergeron (Mill Valley) K/P Teagan Cobb (Rose Hill) CB Jayden Cook (Lincoln-Way East) CB Dre Delort (Manhattan) RB Trey Engram (Verona) TE Garrett Harstad (Loveland) P/K Simon McClannan (Millard South) LB Gabe Roland (Ponca City) OL Brock Woolf (Brewster)	DT Jevon Banks (Mississippi State) WR Keagan Johnson (Iowa) QB Jacob Knuth (Minnesota) CB Tyler Nelome (SEMO) S Marques Sigle (North Dakota State) RB Treshaun Ward (Florida State)



OFFENSIVE CAREER STARTS

PLAYER	'19	'20	'21	'22	'23	TOT
Cooper Beebe.....	0	8	13	14	10	45
Phillip Brooks.....	1	4	12	14	10	41
Christian Duffie.....	0	8	13	14	3	38
KT Leveston.....	0	5	0	14	10	29
Ben Sinnott.....	—	0	2	14	10	26
Will Howard.....	—	7	3	5	10	25
Hayden Gillum.....	0	0	0	14	10	24
Hadley Panzer.....	—	—	0	13	10	23
Keagan Johnson*.....	—	—	9	0	3	12
DJ Giddens.....	—	—	—	0	10	10
Jadon Jackson#.....	0	1	3	0	5	9
Carver Willis.....	—	0	0	0	7	7
Treshaun Ward^.....	0	0	0	6	0	6
RJ Garcia II.....	—	—	0	0	4	4
Taylor Poitier.....	—	2	0	1	0	3
Will Swanson.....	—	—	0	0	3	3
Jayce Brown.....	—	—	—	—	3	3
Avery Johnson.....	—	—	—	—	1	1
Garrett Oakley.....	—	—	—	—	1	1

* 2021-22 at Iowa

^ 2019-22 at Florida State

2019-21 at Ole Miss

DEFENSIVE CAREER STARTS

PLAYER	'19	'20	'21	'22	'23	TOT
Khalid Duke.....	0	8	0	13	10	31
Daniel Green.....	0	2	12	13	3	30
Austin Moore.....	—	0	1	14	10	25
Brendan Mott.....	—	0	0	10	10	20
Kobe Savage.....	—	—	—	10	10	20
VJ Payne.....	—	—	—	4	10	14
Desmond Purnell.....	—	—	—	1	10	11
Tyler Nelome*.....	—	1	0	8	0	9
Nate Matlack.....	—	—	3	4	0	7
Jacob Parrish.....	—	—	—	0	9	9
Uso Seumalo.....	—	—	—	0	9	9
Marques Sigle^.....	—	0	0	0	9	9
Will Lee III.....	—	—	—	—	7	7
Keenan Garber.....	0	0	0	0	4	4
Austin Romaine.....	—	—	—	—	4	4
Jake Clifton.....	—	—	—	0	3	3
Damian Ilallo.....	—	—	—	0	1	1
Colby McCalister.....	—	—	—	—	1	1

* 2020-22 at SEMO

^ 2020-22 at North Dakota State

CONSECUTIVE STARTS

PLAYER, POSITION	STARTS
Cooper Beebe, OL.....	42
Phillip Brooks, WR.....	31
Daniel Green, LB.....	26
Ben Sinnott, TE.....	25
Hayden Gillum, OL.....	24
KT Leveston, OL.....	24
Austin Moore, LB.....	24
Hadley Panzer, OL.....	23

Among games played (does not include missed games due to injury)

OFFENSE

WR	10	Keagan Johnson	6-0	193	So.-TR	Bellevue, Neb. (Univ. of Iowa)
	0	Jadon Jackson	6-1	190	Sr.-1L	Centeron, Ark. (Univ. of Mississippi)
	12	Tre Spivey	6-4	203	Fr.-HS	Chandler, Ariz. (Hamilton)
LT	70	KT Leveston	6-5	330	Sr.-4L	Waco, Texas (Midway)
	78	John Pastore	6-6	294	Fr.-RS	Erie, Colo. (Erie)
LG	50	Cooper Beebe	6-4	335	Sr.-3L	Kansas City, Kan. (Piper)
	56	Andrew Leingang	6-5	306	So.-1L	Bismarck, N.D. (Century)
C	55	Hayden Gillum	6-3	300	Sr.-3L	Plainville, Kan. (Plainville)
	75	Sam Hecht	6-4	285	So.-1L	Shawnee, Kan. (Mill Valley)
RG	54	Hadley Panzer	6-4	303	Jr.-2L	Lakin, Kan. (Lakin)
	or 69	Taylor Poitier	6-3	291	Sr.-1L	Kansas City, Kan. (Bishop Miege)
RT	73	Christian Duffie	6-5	300	Sr.-4L	Humble, Texas (Summer Creek)
	or 77	Carver Willis	6-5	291	Jr.-2L	Durango, Colo. (Durango)
TE	83	Will Swanson	6-5	250	Jr.-2L	Papillion, Neb. (La Vista South)
	or 86	Garrett Oakley	6-5	230	Fr.-RS	Columbus, Neb. (Scotus Central Catholic)
QB	18	Will Howard	6-5	242	Sr.-3L	Downingtown, Pa. (Downingtown West)
	or 5	Avery Johnson	6-2	188	Fr.-HS	Wichita, Kan. (Maize)
	2	Jake Rubley	6-3	217	So.-1L	Highlands Ranch, Colo. (Highlands Ranch)
FB	34	Ben Sinnott	6-4	245	Jr.-2L	Waterloo, Iowa (Columbus Catholic)
	44	Christian Moore	6-2	237	Jr.-3L	Huntington Beach, Calif. (Huntington Beach)
RB	31	DJ Giddens	6-1	212	So.-1L	Junction City, Kan. (Junction City)
	or 26	Treshaun Ward	5-10	194	Sr.-TR	Plant City, Fla. (Florida State Univ.)
	26	Anthony Frias II	5-10	212	Sr.-RS	Turlock, Calif. (Modesto JC)
WR	8	Phillip Brooks	5-8	171	Sr.-4L	Lee's Summit, Mo. (Lee's Summit West)
	3	RJ Garcia II	6-0	176	So.-1L	Land O' Lakes, Fla. (Berkeley Prep)
	or 16	Seth Porter	5-8	170	Fr.-4L	Friendswood, Texas (Clear Spring)
WR	1	Jayce Brown	5-11	174	Fr.-HS	Fort Walton Beach, Fla. (Choctawhatchee)
	3	RJ Garcia II	6-0	176	So.-1L	Land O' Lakes, Fla. (Berkeley Prep)



DEFENSE

DE	29	Khalid Duke	6-4	246	Sr.-4L	Atlanta, Ga. (Riverside Military Academy)
	97	Nate Matlack	6-5	249	Jr.-2L	Olathe, Kan. (Olathe East)
DT	99	Uso Seumalo	6-3	340	Sr.-1L	Maunaloa, Hawaii (Garden City CC)
	56	Damian Ilallo	6-1	296	So.-1L	Manhattan, Kan. (Manhattan)
	or 92	Jevon Banks	6-2	290	Jr.-TR	Olive Branch, Miss. (Mississippi State Univ.)
DE	38	Brendan Mott	6-5	244	Sr.-1L	Iowa City, Iowa (Iowa City West)
	47	Cody Stufflebean	6-4	257	Jr.-1L	McPherson, Kan. (McPherson)
SLB	32	Desmond Purnell	5-11	224	So.-1L	Topeka, Kan. (Hayden)
	44	Tobi Osunsanmi	6-3	233	Fr.-RS	Wichita, Kan. (Wichita East)
MLB	45	Austin Romaine	6-2	238	Fr.-HS	Hillsboro, Mo. (Hillsboro)
	57	Beau Palmer	6-2	230	Jr.-1L	Overland Park, Kan. (Blue Valley)
WLB	41	Austin Moore	6-1	219	Sr.-3L	Louisburg, Kan. (Louisburg)
	28	Rex Van Wyhe	6-5	236	So.-TR	Rock Rapids, Iowa (Iowa Central CC)
CB	10	Jacob Parrish	5-10	183	So.-1L	Olathe, Kan. (Olathe North)
	5	Justice James	5-10	199	Jr.-RS	West Columbia, Texas (Tyler JC)
SS	19	VJ Payne	6-3	200	So.-1L	Gainesville, Ga. (Buford)
	20	Colby McCalister	5-10	193	Fr.-RS	Houston, Texas (Clear Brook)
JS	2	Kobe Savage	5-11	207	Sr.-1L	Paris, Texas (Tyler JC)
	6	Max Marsh	6-3	203	Jr.-1L	Grand Junction, Colo. (Eaglecrest)
FS	21	Marques Sigle	5-11	197	Jr.-TR	Omaha, Neb. (North Dakota State Univ.)
	30	Matthew Maschmeier	6-0	209	Jr.-1L	Lisle, Ill. (Naperville North)
CB	1	Keenan Garber	6-0	184	Sr.-3L	Lawrence, Kan. (Free State)
	or 8	Will Lee III	6-3	185	So.-TR	Kirkwood, Mo. (Iowa Western CC)

SPECIALISTS

FG	17	Chris Tennant	6-5	222	Jr.-2L	Shawnee, Kan. (Mill Valley)
	96	Leyton Simmering	6-0	169	Fr.-RS	Rosemount, Minn. (Rosemount)
	or 35	Simon McClannan	5-11	177	Fr.-HS	Omaha, Neb. (Millard South)
HLD	43	Jack Blumer	6-3	203	Sr.-3L	Marysville, Kan. (Marysville)
	16	Seth Porter	5-8	170	Sr.-4L	Friendswood, Texas (Clear Springs)
SNP	42	Randen Plattner	6-3	241	Sr.-4L	Parkville, Mo. (Park Hill)
	45	Mason Olguin	6-1	225	So.-RS	Edmond, Okla. (Dodge City CC)
P	43	Jack Blumer	6-3	203	Sr.-3L	Marysville, Kan. (Marysville)
	35	Simon McClannan	5-11	177	Fr.-HS	Omaha, Neb. (Millard South)
KO	17	Chris Tennant	6-5	222	Jr.-2L	Shawnee, Kan. (Mill Valley)
	35	Simon McClannan	5-11	177	Fr.-HS	Omaha, Neb. (Millard South)
KR	9	Treshaun Ward	5-10	194	Sr.-TR	Plant City, Fla. (Florida State Univ.)
	16	Seth Porter	5-8	170	Sr.-4L	Friendswood, Texas (Clear Springs)
PR	8	Phillip Brooks	5-8	171	Sr.-4L	Lee's Summit, Mo. (Lee's Summit West)
	16	Seth Porter	5-8	170	Sr.-4L	Friendswood, Texas (Clear Springs)



WR		#10 Keagan Johnson 6-0, 193, So.-TR Bellevue, Neb. (Univ. of Iowa)	<ul style="list-style-type: none">LAST GAME: 3 rec, 31 yds; 1 rush, 1 yd vs. Baylor (11/11/23)Transferred to K-State after spending the 2021 and 2022 seasons at Iowa.Recorded his first TD as a Wildcat at Texas.	<table><tr><th>Year</th><th>Rec.</th><th>Yds.</th><th>Avg</th><th>TD</th><th>LG</th></tr><tr><td>2023</td><td>18</td><td>174</td><td>9.7</td><td>1</td><td>20</td></tr><tr><td>CAR</td><td>38</td><td>537</td><td>14.1</td><td>3</td><td>49</td></tr></table> Car. Highs: Rec: 7; Yds: 92; TD: 1	Year	Rec.	Yds.	Avg	TD	LG	2023	18	174	9.7	1	20	CAR	38	537	14.1	3	49
	Year	Rec.	Yds.	Avg	TD	LG																
2023	18	174	9.7	1	20																	
CAR	38	537	14.1	3	49																	
	#0 Jadon Jackson 6-1, 190, Sr.-1L Centeron, Ark. (Univ. of Mississippi)	<ul style="list-style-type: none">LAST GAME: 2 rec, 53 yds vs. Baylor (11/11/23)Has started 5 games this year and recorded the Wildcats' opening TD in the first 2 games.Transferred from Ole Miss prior to the 2022 season.	<table><tr><th>Year</th><th>Rec.</th><th>Yds.</th><th>Avg</th><th>TD</th><th>LG</th></tr><tr><td>2023</td><td>19</td><td>260</td><td>13.7</td><td>2</td><td>40</td></tr><tr><td>CAR</td><td>34</td><td>431</td><td>12.7</td><td>3</td><td>40</td></tr></table> Car. Highs: Rec: 4; Yds: 77; TD: 1	Year	Rec.	Yds.	Avg	TD	LG	2023	19	260	13.7	2	40	CAR	34	431	12.7	3	40	
Year	Rec.	Yds.	Avg	TD	LG																	
2023	19	260	13.7	2	40																	
CAR	34	431	12.7	3	40																	
LT		#70 KT Leveston 6-5, 330, Sr.-4L Waco, Texas (Midway)	<ul style="list-style-type: none">Has started 24-straight games dating back to last year as he earned All-Big 12 honors in 2022.A member of the 2023 Outland Trophy watch list.Three-time First Team Academic All-Big 12 honoree.	<table><tr><th>Year</th><th>GP/GS</th></tr><tr><td>2023</td><td>10/10</td></tr><tr><td>CAR</td><td>48/29</td></tr></table>	Year	GP/GS	2023	10/10	CAR	48/29												
	Year	GP/GS																				
2023	10/10																					
CAR	48/29																					
	#78 John Pastore (pass-TOR-ee) 6-6, 294, Fr.-RS Erie, Colo. (Erie)	<ul style="list-style-type: none">Played in his first-career game against Baylor.Regarded as the 35th-best offensive guard and fourth-best overall player in the state of Colorado for the Class of 2022 by ESPN.Helped lead Erie HS to a 13-1 record and trip to the state championship as a senior.	<table><tr><th>Year</th><th>GP/GS</th></tr><tr><td>2023</td><td>1/0</td></tr><tr><td>CAR</td><td>1/0</td></tr></table>	Year	GP/GS	2023	1/0	CAR	1/0													
Year	GP/GS																					
2023	1/0																					
CAR	1/0																					
LG		#50 Cooper Beebe 6-4, 335, Sr.-3L Kansas City, Kan. (Piper)	<ul style="list-style-type: none">A career 45-game starter, tied for 5th in school history among OL (since 1990).Has seen a majority of his time this year at LG (585 snaps) in addition to play RT (106 snaps) and LT (20 snaps).A semifinalist for the Lombardi Award and finalist for the William V. Campbell Trophy.	<table><tr><th>Year</th><th>GP/GS</th></tr><tr><td>2023</td><td>10/10</td></tr><tr><td>CAR</td><td>48/45</td></tr></table>	Year	GP/GS	2023	10/10	CAR	48/45												
	Year	GP/GS																				
2023	10/10																					
CAR	48/45																					
	#56 Andrew Leingang (LANE-gang) 6-5, 306, So.-1L Bismarck, N.D. (Century)	<ul style="list-style-type: none">A versatile OL who saw snaps at both tackle positions, RG, an extra OL and a FB during his redshirt FR season of 2022.Has played as a reserve in 4 games this year at both LG and LT.Saw action as a reserve OL in 2021 as he retrained his redshirt.	<table><tr><th>Year</th><th>GP/GS</th></tr><tr><td>2023</td><td>4/0</td></tr><tr><td>CAR</td><td>13/0</td></tr></table>	Year	GP/GS	2023	4/0	CAR	13/0													
Year	GP/GS																					
2023	4/0																					
CAR	13/0																					
C		#55 Hayden Gillum 6-3, 300, Sr.-3L Plainville, Kan. (Plainville)	<ul style="list-style-type: none">A former walk-on who is in his 6th season of college football and has started each of the last 24 games at center.A first-time start in 2022 who earned All-Big 12 Honorable Mention accolades.Voted a team captain for the 2023 season.	<table><tr><th>Year</th><th>GP/GS</th></tr><tr><td>2023</td><td>10/10</td></tr><tr><td>CAR</td><td>44/24</td></tr></table>	Year	GP/GS	2023	10/10	CAR	44/24												
	Year	GP/GS																				
2023	10/10																					
CAR	44/24																					
	#75 Sam Hecht 6-4, 285, So.-1L Shawnee, Kan. (Mill Valley)	<ul style="list-style-type: none">Has earned playing time on FG protection in all 10 games.Has time in 4 games as both a reserve center and RG this season.Played in 4 games during his redshirt FR season of 2022, seeing time as both a reserve center and RG.	<table><tr><th>Year</th><th>GP/GS</th></tr><tr><td>2023</td><td>10/0</td></tr><tr><td>CAR</td><td>14/0</td></tr></table>	Year	GP/GS	2023	10/0	CAR	14/0													
Year	GP/GS																					
2023	10/0																					
CAR	14/0																					
RG		#54 Hadley Panzer 6-4, 300, So.-1L Lakin, Kan. (Lakin)	<ul style="list-style-type: none">Has started each of the last 23 games dating back to the 2nd game of 2022.Played in all 14 games in 2022 with starts in each of the last 13 games at RG while he played in 9 games in 2021.Earned 2022 First Team Academic All-Big 12 honors.	<table><tr><th>Year</th><th>GP/GS</th></tr><tr><td>2023</td><td>10/10</td></tr><tr><td>CAR</td><td>33/23</td></tr></table>	Year	GP/GS	2023	10/10	CAR	33/23												
	Year	GP/GS																				
2023	10/10																					
CAR	33/23																					
	#69 Taylor Poitier (por-tee-AY [long A]) 6-3, 291, Jr.-1L Kansas City, Kan. (Bishop Miege)	<ul style="list-style-type: none">Returning from season-ending injuries each of the last 2 seasons who has seen time on 279 snaps this year.Was injured and out for the year in 2021 preseason camp, while he was lost for the year after starting the 2022 season opener.Played in 4 games with 2 starts at RG as a redshirt FR during the 2020 season.	<table><tr><th>Year</th><th>GP/GS</th></tr><tr><td>2023</td><td>10/0</td></tr><tr><td>CAR</td><td>15/3</td></tr></table>	Year	GP/GS	2023	10/0	CAR	15/3													
Year	GP/GS																					
2023	10/0																					
CAR	15/3																					
RT		#73 Christian Duffie 6-5, 300, Sr.-4L Humble, Texas (Summer Creek)	<ul style="list-style-type: none">Saw a starting streak of 35-straight games end against UCF as he has worked his way back from a preseason injury.Has started each of the last 3 games.Saw action in a career-high 1,048 snaps last season.	<table><tr><th>Year</th><th>GP/GS</th></tr><tr><td>2023</td><td>10/3</td></tr><tr><td>CAR</td><td>46/38</td></tr></table>	Year	GP/GS	2023	10/3	CAR	46/38												
	Year	GP/GS																				
2023	10/3																					
CAR	46/38																					
	#77 Carver Willis 6-5, 291, Jr.-2L Durango, Colo. (Durango)	<ul style="list-style-type: none">Has earned his first 7 career starts this season.Has seen time in 21 career games, including 7 in 2022.Saw action in 4 games, during his true FR season of 2020 and played both LT and RT in a reserve role last season..	<table><tr><th>Year</th><th>GP/GS</th></tr><tr><td>2023</td><td>10/7</td></tr><tr><td>CAR</td><td>21/7</td></tr></table>	Year	GP/GS	2023	10/7	CAR	21/7													
Year	GP/GS																					
2023	10/7																					
CAR	21/7																					
TE		#83 Will Swanson 6-5, 250, Jr.-2L Papillion, Neb. (La Vista South)	<ul style="list-style-type: none">LAST GAME: Played vs. Baylor (11/11/23); No statsEarned his first-career start in the Troy game in addition to 2 other starts this year.Hauled in his first-career TD vs. TCU.	<table><tr><th>Year</th><th>Rec.</th><th>Yds.</th><th>Avg</th><th>TD</th><th>LG</th></tr><tr><td>2023</td><td>4</td><td>53</td><td>13.3</td><td>1</td><td>21</td></tr><tr><td>CAR</td><td>6</td><td>76</td><td>12.7</td><td>1</td><td>21</td></tr></table> Car. Highs: Rec: 2; Yds: 23; TD: 1	Year	Rec.	Yds.	Avg	TD	LG	2023	4	53	13.3	1	21	CAR	6	76	12.7	1	21
	Year	Rec.	Yds.	Avg	TD	LG																
2023	4	53	13.3	1	21																	
CAR	6	76	12.7	1	21																	
	#86 Garrett Oakley 6-5, 230, Fr.-RS Columbus, Neb. (Scotus Central Catholic)	<ul style="list-style-type: none">LAST GAME: 3 rec, 46 yds, TD vs. Baylor (11/4/23)Saw his first-career action against UCF as he has worked back from a preseason injury.Hauled in his first-career TD vs. Houston and had another one vs. Baylor.	<table><tr><th>Year</th><th>Rec.</th><th>Yds.</th><th>Avg</th><th>TD</th><th>LG</th></tr><tr><td>2023</td><td>7</td><td>93</td><td>13.3</td><td>2</td><td>28</td></tr><tr><td>CAR</td><td>7</td><td>93</td><td>13.3</td><td>2</td><td>28</td></tr></table> Car. Highs: Rec: 3; Yds: 46; TD: 1	Year	Rec.	Yds.	Avg	TD	LG	2023	7	93	13.3	2	28	CAR	7	93	13.3	2	28	
Year	Rec.	Yds.	Avg	TD	LG																	
2023	7	93	13.3	2	28																	
CAR	7	93	13.3	2	28																	
QB		#18 Will Howard 6-5, 242, Sr.-3L Downingtown, Pa. (Downingtown West)	<ul style="list-style-type: none">LAST GAME: 19-for-19, 235 yds, 3 TD; 3 rush, -3 yds, TD vs. Baylor (11/11/23)The school's career record holder for TD passes, while he is 3 shy of tying the season record.Ranks 9th nationally in points responsible for (176) and 16th in passing TDs (21).	<table><tr><th>Year</th><th>Cpl-Att</th><th>Pct.</th><th>Yds</th><th>TD/INT</th></tr><tr><td>2023</td><td>163-256</td><td>63.7</td><td>1,955</td><td>18/8</td></tr><tr><td>CAR</td><td>402-678</td><td>59.3</td><td>5,098</td><td>42/23</td></tr></table> Car. Highs: Cpl: 27; Att: 42; Yds: 327; TD: 4; INT: 3	Year	Cpl-Att	Pct.	Yds	TD/INT	2023	163-256	63.7	1,955	18/8	CAR	402-678	59.3	5,098	42/23			
	Year	Cpl-Att	Pct.	Yds	TD/INT																	
2023	163-256	63.7	1,955	18/8																		
CAR	402-678	59.3	5,098	42/23																		
	#5 Avery Johnson 6-2, 188, Fr.-HS Maize, Kan. (Maize)	<ul style="list-style-type: none">LAST GAME: 2-for-5, 33 yds, TD; 1 rush, 4 yds vs. Baylor (11/11/23)Tied a school record with 5 rush TDs at Texas Tech – the most ever by a Big 12 true FR QB.Rated the top dual-threat QB in the Class of 2023 by Rivals.	<table><tr><th>Year</th><th>Cpl-Att</th><th>Pct.</th><th>Yds</th><th>TD/INT</th></tr><tr><td>2023</td><td>23-35</td><td>65.7</td><td>301</td><td>3/0</td></tr><tr><td>CAR</td><td>23-35</td><td>65.7</td><td>301</td><td>3/0</td></tr></table> Car. Highs: Cpl: 8; Att: 10; Yds: 90; TD: 1	Year	Cpl-Att	Pct.	Yds	TD/INT	2023	23-35	65.7	301	3/0	CAR	23-35	65.7	301	3/0				
Year	Cpl-Att	Pct.	Yds	TD/INT																		
2023	23-35	65.7	301	3/0																		
CAR	23-35	65.7	301	3/0																		
FB		#34 Ben Sinnott (SIN-it) 6-4, 245, Jr.-2L Waterloo, Iowa (Columbus Catholic)	<ul style="list-style-type: none">LAST GAME: 3 rec, 68 yds, TD vs. Baylor (11/11/23)Ranks 5th nationally among FEs with 501 rec yds.Ranks 2nd in school history in career rec TDs by a TE, while he is 3rd in catches and 4th in yds.	<table><tr><th>Year</th><th>Rec.</th><th>Yds.</th><th>Avg</th><th>TD</th><th>LG</th></tr><tr><td>2023</td><td>35</td><td>501</td><td>14.3</td><td>4</td><td>42</td></tr><tr><td>CAR</td><td>68</td><td>963</td><td>14.2</td><td>8</td><td>42</td></tr></table> Car. Highs: Rec: 7; Yds: 100; TD: 2	Year	Rec.	Yds.	Avg	TD	LG	2023	35	501	14.3	4	42	CAR	68	963	14.2	8	42
	Year	Rec.	Yds.	Avg	TD	LG																
2023	35	501	14.3	4	42																	
CAR	68	963	14.2	8	42																	
	#44 Christian Moore 6-2, 237, Jr.-3L Huntington Beach, Calif. (Huntington Beach)	<ul style="list-style-type: none">LAST GAME: 1 rec, 2 yds, TD vs. Baylor (11/11/23)Has played in each of the last 24 games as both a fullback and on special teams.Hauled in his first-career TD pass vs. Baylor, which was the school-record 45th by Will Howard.	<table><tr><th>Year</th><th>Rec.</th><th>Yds.</th><th>Avg</th><th>TD</th><th>LG</th></tr><tr><td>2023</td><td>1</td><td>2</td><td>2.0</td><td>1</td><td>2</td></tr><tr><td>CAR</td><td>2</td><td>6</td><td>3.0</td><td>1</td><td>4</td></tr></table> Car. Highs: Rec: 1; Yds: 4; TD: 1	Year	Rec.	Yds.	Avg	TD	LG	2023	1	2	2.0	1	2	CAR	2	6	3.0	1	4	
Year	Rec.	Yds.	Avg	TD	LG																	
2023	1	2	2.0	1	2																	
CAR	2	6	3.0	1	4																	
RB		#31 DJ Giddens 6-1, 212, So.-1L Junction City, Kan. (Junction City)	<ul style="list-style-type: none">LAST GAME: 18 rush, 115 yds; 2 rec, 19 yds, TD vs. Baylor (11/11/23)Ranks 2nd among Big 12 RBs with 282 rec yds, while he is tied for first in TD catches.Produced the first 200-yd, 4-TD rushing game in school history vs. UCF.	<table><tr><th>Year</th><th>Att.</th><th>Yds.</th><th>Avg</th><th>TD</th><th>LG</th></tr><tr><td>2023</td><td>143</td><td>859</td><td>6.0</td><td>7</td><td>43</td></tr><tr><td>CAR</td><td>232</td><td>1,377</td><td>5.9</td><td>13</td><td>49</td></tr></table> Car. Highs: Att: 30; Yds: 207; TD: 4	Year	Att.	Yds.	Avg	TD	LG	2023	143	859	6.0	7	43	CAR	232	1,377	5.9	13	49
	Year	Att.	Yds.	Avg	TD	LG																
2023	143	859	6.0	7	43																	
CAR	232	1,377	5.9	13	49																	
	#9 Treshaun Ward 5-10, 194, Sr.-TR Plant City, Fla. (Florida State Univ.)	<ul style="list-style-type: none">LAST GAME: 10 rush, 44 yds, TD vs. Baylor (11/11/23)Carded his third-career game with 100 rushing yds – and first as a Wildcat – at Texas Tech.One of only 4 players nationally (along with Will Howard) with a pass, rec and rush TD this year.	<table><tr><th>Year</th><th>Att.</th><th>Yds.</th><th>Avg</th><th>TD</th><th>LG</th></tr><tr><td>2023</td><td>106</td><td>532</td><td>5.0</td><td>3</td><td>20</td></tr><tr><td>CAR</td><td>294</td><td>1,773</td><td>6.0</td><td>16</td><td>65</td></tr></table> Car. Highs: Att: 16; Yds: 127; TD: 2	Year	Att.	Yds.	Avg	TD	LG	2023	106	532	5.0	3	20	CAR	294	1,773	6.0	16	65	
Year	Att.	Yds.	Avg	TD	LG																	
2023	106	532	5.0	3	20																	
CAR	294	1,773	6.0	16	65																	
WR		#8 Phillip Brooks 5-8, 171, Sr.-4L Lee's Summit, Mo. (Lee's Summit West)	<ul style="list-style-type: none">LAST GAME: 5 rec, 41 yds vs. Baylor (11/11/23)Ranks 5th in school history in career catches, 7th in rec yds and tied for 7th in rec TDs.One of only 2 players in Big 12 history with 1,000 rec yds, 800 KOR yds, 700 PR yds and 100 rush yds.	<table><tr><th>Year</th><th>Rec.</th><th>Yds.</th><th>Avg</th><th>TD</th><th>LG</th></tr><tr><td>2023</td><td>49</td><td>554</td><td>11.3</td><td>5</td><td>40</td></tr><tr><td>CAR</td><td>178</td><td>2,092</td><td>11.8</td><td>14</td><td>81</td></tr></table> Car. Highs: Rec: 7; Yds: 119; TD: 2	Year	Rec.	Yds.	Avg	TD	LG	2023	49	554	11.3	5	40	CAR	178	2,092	11.8	14	81
	Year	Rec.	Yds.	Avg	TD	LG																
	2023	49	554	11.3	5	40																
CAR	178	2,092	11.8	14	81																	
	#3 RJ Garcia II OR	<ul style="list-style-type: none">GARCIA II'S LAST GAME: 1 rec, 2 yds vs. Baylor (11/11/23)PORTER'S LAST GAME: Played vs. Baylor (11/11/23); No statsGARCIA II: Set career highs in catches and rec yds in the 2023 opener.	<table><tr><th>GARCIA II</th><th>Rec.</th><th>Yds.</th><th>Avg</th><th>TD</th><th>LG</th></tr><tr><td>2023</td><td>14</td><td>184</td><td>13.1</td><td>1</td><td>44</td></tr><tr><td>CAR</td><td>22</td><td>260</td><td>11.8</td><td>2</td><td>44</td></tr></table> Car. Highs: Rec: 5; Yds: 119; TD: 1	GARCIA II	Rec.	Yds.	Avg	TD	LG	2023	14	184	13.1	1	44	CAR	22	260	11.8	2	44	
GARCIA II	Rec.	Yds.	Avg	TD	LG																	
2023	14	184	13.1	1	44																	
CAR	22	260	11.8	2	44																	
	#16 Seth Porter OR	<ul style="list-style-type: none">PORTER'S LAST GAME: Played vs. Baylor (11/11/23); No statsGARCIA II: Set career highs in catches and rec yds in the 2023 opener.	<table><tr><th>GARCIA II</th><th>Rec.</th><th>Yds.</th><th>Avg</th><th>TD</th><th>LG</th></tr><tr><td>2023</td><td>14</td><td>184</td><td>13.1</td><td>1</td><td>44</td></tr><tr><td>CAR</td><td>22</td><td>260</td><td>11.8</td><td>2</td><td>44</td></tr></table> Car. Highs: Rec: 5; Yds: 119; TD: 1	GARCIA II	Rec.	Yds.	Avg	TD	LG	2023	14	184	13.1	1	44	CAR	22	260	11.8	2	44	
GARCIA II	Rec.	Yds.	Avg	TD	LG																	
2023	14	184	13.1	1	44																	
CAR	22	260	11.8	2	44																	
WR		#1 Jayce Brown 5-11, 174, Fr.-HS Fort Walton Beach, Fla. (Choctawhatchee)	<ul style="list-style-type: none">LAST GAME: 1 rec, 6 yds vs. Kansas (11/11/23)Has 220 rec yds this season, needing 93 yds to enter school's top-5 list among FR.Had 88 rec yds vs. TCU, the most by a K-State true FR since Deuce Vaughn at OU in 2020 (129 yds).	<table><tr><th>Year</th><th>Rec.</th><th>Yds.</th><th>Avg</th><th>TD</th><th>LG</th></tr><tr><td>2023</td><td>13</td><td>220</td><td>16.9</td><td>2</td><td>43</td></tr><tr><td>CAR</td><td>13</td><td>220</td><td>16.9</td><td>2</td><td>43</td></tr></table> Car. Highs: Rec: 4; Yds: 88; TD: 1	Year	Rec.	Yds.	Avg	TD	LG	2023	13	220	16.9	2	43	CAR	13	220	16.9	2	43
	Year	Rec.	Yds.	Avg	TD	LG																
2023	13	220	16.9	2	43																	
CAR	13	220	16.9	2	43																	
	#3 RJ Garcia II 6-0, 176, So.-1L Land O'Lakes, Fla. (Berkeley Prep)	<ul style="list-style-type: none">LAST GAME: 1 rec, 2 yds vs. Baylor (11/11/23)Set career highs in catches, yds and long catch in the season opener vs. SEMO.Father, Renaldo, was a three-year starting point guard at Florida (1987-1991).	<table><tr><th>Year</th><th>Rec.</th><th>Yds.</th><th>Avg</th><th>TD</th><th>LG</th></tr><tr><td>2023</td><td>14</td><td>184</td><td>13.1</td><td>1</td><td>44</td></tr><tr><td>CAR</td><td>22</td><td>260</td><td>11.8</td><td>2</td><td>44</td></tr></table> Car. Highs: Rec: 5; Yds: 119; TD: 1	Year	Rec.	Yds.	Avg	TD	LG	2023	14	184	13.1	1	44	CAR	22	260	11.8	2	44	
Year	Rec.	Yds.	Avg	TD	LG																	
2023	14	184	13.1	1	44																	
CAR	22	260	11.8	2	44																	



DE		#29 Khalid (kuh-LID) Duke 6-4, 246, Sr.-4L Atlanta, Ga. (Riverside Military Academy)	<ul style="list-style-type: none">LAST GAME: Started vs. Baylor (11/11/23); No statsTied for 7th in the Big 12 in sacks (0.50/gm).Returned to DE this year after spending the last 2 seasons at LB.	<table><tr><th>Year</th><th>U-A-T</th><th>TFL-Yds.</th><th>Sk-Yds</th><th>INT</th><th>PD</th><th>F/R</th></tr><tr><td>2023</td><td>12-3-15</td><td>7.0-48</td><td>5.0-46</td><td>0</td><td>0</td><td>1/0</td></tr><tr><td>CAR</td><td>69-29-98</td><td>20.0-117</td><td>13.0-101</td><td>0</td><td>2</td><td>1/1</td></tr><tr><td>Car. Highs:</td><td>Tackles: 9; TFL: 3.0; Sacks: 3.0; PD: 1; FF: 1; FR: 1</td><td></td><td></td><td></td><td></td><td></td></tr></table>	Year	U-A-T	TFL-Yds.	Sk-Yds	INT	PD	F/R	2023	12-3-15	7.0-48	5.0-46	0	0	1/0	CAR	69-29-98	20.0-117	13.0-101	0	2	1/1	Car. Highs:	Tackles: 9; TFL: 3.0; Sacks: 3.0; PD: 1; FF: 1; FR: 1					
	Year	U-A-T	TFL-Yds.	Sk-Yds	INT	PD	F/R																									
2023	12-3-15	7.0-48	5.0-46	0	0	1/0																										
CAR	69-29-98	20.0-117	13.0-101	0	2	1/1																										
Car. Highs:	Tackles: 9; TFL: 3.0; Sacks: 3.0; PD: 1; FF: 1; FR: 1																															
	#97 Nate Matlack 6-5, 249, Jr.-2L Olathe, Kan. (Olathe East)	<ul style="list-style-type: none">LAST GAME: Played vs. Baylor (11/11/23); No statsHas played in all 37 of K-State's games dating back to the beginning of the 2021 season.A two-time First Team Academic All-Big 12 honoree.	<table><tr><th>Year</th><th>U-A-T</th><th>TFL-Yds.</th><th>Sk-Yds</th><th>INT</th><th>PD</th><th>F/R</th></tr><tr><td>2023</td><td>8-4-12</td><td>5.5-35</td><td>4.0-32</td><td>0</td><td>1</td><td>0/0</td></tr><tr><td>CAR</td><td>27-9-36</td><td>14.0-97</td><td>9.5-78</td><td>0</td><td>3</td><td>2/1</td></tr><tr><td>Car. Highs:</td><td>Tackles: 4; TFL: 2.0; Sacks: 1.0; PD: 1; FF: 1; FR: 1</td><td></td><td></td><td></td><td></td><td></td></tr></table>	Year	U-A-T	TFL-Yds.	Sk-Yds	INT	PD	F/R	2023	8-4-12	5.5-35	4.0-32	0	1	0/0	CAR	27-9-36	14.0-97	9.5-78	0	3	2/1	Car. Highs:	Tackles: 4; TFL: 2.0; Sacks: 1.0; PD: 1; FF: 1; FR: 1						
Year	U-A-T	TFL-Yds.	Sk-Yds	INT	PD	F/R																										
2023	8-4-12	5.5-35	4.0-32	0	1	0/0																										
CAR	27-9-36	14.0-97	9.5-78	0	3	2/1																										
Car. Highs:	Tackles: 4; TFL: 2.0; Sacks: 1.0; PD: 1; FF: 1; FR: 1																															
DT		#99 Uso Seumalo (OO-soh SAY-oh-MALL-oo) 6-3, 340, Sr.-1L Maunaloa, Hawai'i (Garden City CC)	<ul style="list-style-type: none">LAST GAME: 1 tackle vs. Baylor (11/11/23)Has played in all 10 games with his first 9 career starts in the last 9 games.Serving as the starter in 2023 after seeing time in a limited role in 2022.	<table><tr><th>Year</th><th>U-A-T</th><th>TFL-Yds.</th><th>Sk-Yds</th><th>INT</th><th>PD</th><th>F/R</th></tr><tr><td>2023</td><td>7-10-17</td><td>1.5-5</td><td>1.5-5</td><td>0</td><td>1</td><td>0/1</td></tr><tr><td>CAR</td><td>11-11-22</td><td>3.5-8</td><td>1.5-5</td><td>0</td><td>3</td><td>0/1</td></tr><tr><td>Car. Highs:</td><td>Tackles: 3; TFL: 1.0; Sacks: 1.0; PD: 1; FF: 1; FR: 1</td><td></td><td></td><td></td><td></td><td></td></tr></table>	Year	U-A-T	TFL-Yds.	Sk-Yds	INT	PD	F/R	2023	7-10-17	1.5-5	1.5-5	0	1	0/1	CAR	11-11-22	3.5-8	1.5-5	0	3	0/1	Car. Highs:	Tackles: 3; TFL: 1.0; Sacks: 1.0; PD: 1; FF: 1; FR: 1					
	Year	U-A-T	TFL-Yds.	Sk-Yds	INT	PD	F/R																									
2023	7-10-17	1.5-5	1.5-5	0	1	0/1																										
CAR	11-11-22	3.5-8	1.5-5	0	3	0/1																										
Car. Highs:	Tackles: 3; TFL: 1.0; Sacks: 1.0; PD: 1; FF: 1; FR: 1																															
	#56 Damian Ilalio (EE-lah-LEE-oh) OR #92 Jevon Banks	<ul style="list-style-type: none">ILALIO'S LAST GAME: 1 tackle vs. Houston (10/28/23)ILALIO: In for the stop on 4th and Goal inside the one-yard line in OT during the Big 12 Championship.BANKS' LAST GAME: 1 tackle, FR vs. Baylor (11/11/23)	<table><tr><th>Year</th><th>U-A-T</th><th>TFL-Yds.</th><th>Sk-Yds</th><th>INT</th><th>PD</th><th>F/R</th></tr><tr><td>2023</td><td>2-3-5</td><td>1.0-3</td><td>0.5-2</td><td>0</td><td>0</td><td>0/0</td></tr><tr><td>CAR</td><td>4-3-7</td><td>1.0-3</td><td>0.5-2</td><td>0</td><td>0</td><td>0/0</td></tr><tr><td>Car. Highs:</td><td>Tackles: 2; TFL: 0.5; Sacks: 0.5</td><td></td><td></td><td></td><td></td><td></td></tr></table>	Year	U-A-T	TFL-Yds.	Sk-Yds	INT	PD	F/R	2023	2-3-5	1.0-3	0.5-2	0	0	0/0	CAR	4-3-7	1.0-3	0.5-2	0	0	0/0	Car. Highs:	Tackles: 2; TFL: 0.5; Sacks: 0.5						
Year	U-A-T	TFL-Yds.	Sk-Yds	INT	PD	F/R																										
2023	2-3-5	1.0-3	0.5-2	0	0	0/0																										
CAR	4-3-7	1.0-3	0.5-2	0	0	0/0																										
Car. Highs:	Tackles: 2; TFL: 0.5; Sacks: 0.5																															
DE		#38 Brendan Mott 6-5, 244, Sr.-1L Iowa City, Iowa (Iowa City West)	<ul style="list-style-type: none">LAST GAME: 3 tackles, 0.5 TFL vs. Baylor (11/11/23)Tied for 2nd in the Big 12 with 2 forced fumbles this season.Has started all 10 games this year and 20 in his career.	<table><tr><th>Year</th><th>U-A-T</th><th>TFL-Yds.</th><th>Sk-Yds</th><th>INT</th><th>PD</th><th>F/R</th></tr><tr><td>2023</td><td>15-3-18</td><td>4.5-17</td><td>1.0-10</td><td>0</td><td>2</td><td>2/0</td></tr><tr><td>CAR</td><td>35-16-51</td><td>11.5-77</td><td>7.0-56</td><td>0</td><td>3</td><td>2/1</td></tr><tr><td>Car. Highs:</td><td>Tackles: 8; TFL: 3.0; Sacks: 3.0; PD: 1; FF: 1; FR: 1</td><td></td><td></td><td></td><td></td><td></td></tr></table>	Year	U-A-T	TFL-Yds.	Sk-Yds	INT	PD	F/R	2023	15-3-18	4.5-17	1.0-10	0	2	2/0	CAR	35-16-51	11.5-77	7.0-56	0	3	2/1	Car. Highs:	Tackles: 8; TFL: 3.0; Sacks: 3.0; PD: 1; FF: 1; FR: 1					
	Year	U-A-T	TFL-Yds.	Sk-Yds	INT	PD	F/R																									
2023	15-3-18	4.5-17	1.0-10	0	2	2/0																										
CAR	35-16-51	11.5-77	7.0-56	0	3	2/1																										
Car. Highs:	Tackles: 8; TFL: 3.0; Sacks: 3.0; PD: 1; FF: 1; FR: 1																															
	#47 Cody Stufflebean 6-4, 257, Jr.-1L McPherson, Kan. (McPherson)	<ul style="list-style-type: none">LAST GAME: 4 tackles, 2.0 sacks, FF vs. Baylor (11/23)Carded his first 2 career sacks vs. Baylor, one of which forced a fumble that was returned for a TD.Has seen action in each of the last 23 games as both a reserve DE and on special teams.	<table><tr><th>Year</th><th>U-A-T</th><th>TFL-Yds.</th><th>Sk-Yds</th><th>INT</th><th>PD</th><th>F/R</th></tr><tr><td>2023</td><td>11-5-16</td><td>2.5-14</td><td>2.0-13</td><td>0</td><td>0</td><td>1/0</td></tr><tr><td>CAR</td><td>14-9-23</td><td>2.5-14</td><td>2.0-13</td><td>0</td><td>0</td><td>1/0</td></tr><tr><td>Car. Highs:</td><td>Tackles: 4; TFL: 2.0; Sacks: 2.0; FF: 1</td><td></td><td></td><td></td><td></td><td></td></tr></table>	Year	U-A-T	TFL-Yds.	Sk-Yds	INT	PD	F/R	2023	11-5-16	2.5-14	2.0-13	0	0	1/0	CAR	14-9-23	2.5-14	2.0-13	0	0	1/0	Car. Highs:	Tackles: 4; TFL: 2.0; Sacks: 2.0; FF: 1						
Year	U-A-T	TFL-Yds.	Sk-Yds	INT	PD	F/R																										
2023	11-5-16	2.5-14	2.0-13	0	0	1/0																										
CAR	14-9-23	2.5-14	2.0-13	0	0	1/0																										
Car. Highs:	Tackles: 4; TFL: 2.0; Sacks: 2.0; FF: 1																															
SLB		#32 Desmond Purnell 5-11, 224, So.-1L Topeka, Kan. (Hayden)	<ul style="list-style-type: none">LAST GAME: 5 tackles, 0.5 TFL, FR vs. Baylor (11/11/23)Returned a fumble for a TD vs. Baylor, his 2nd-career TD (blocked punt ret. vs. South Dakota in '22).A former high school S who has played in the last 22 games with 10 starts.	<table><tr><th>Year</th><th>U-A-T</th><th>TFL-Yds.</th><th>Sk-Yds</th><th>INT</th><th>PD</th><th>F/R</th></tr><tr><td>2023</td><td>25-15-40</td><td>3.5-11</td><td>0.5-4</td><td>1</td><td>3</td><td>1/2</td></tr><tr><td>CAR</td><td>34-27-61</td><td>4.5-11</td><td>0.5-4</td><td>1</td><td>5</td><td>1/3</td></tr><tr><td>Car. Highs:</td><td>Tackles: 7; TFL: 1.0; INT: 1; PD: 2; FF: 1; FR: 1</td><td></td><td></td><td></td><td></td><td></td></tr></table>	Year	U-A-T	TFL-Yds.	Sk-Yds	INT	PD	F/R	2023	25-15-40	3.5-11	0.5-4	1	3	1/2	CAR	34-27-61	4.5-11	0.5-4	1	5	1/3	Car. Highs:	Tackles: 7; TFL: 1.0; INT: 1; PD: 2; FF: 1; FR: 1					
	Year	U-A-T	TFL-Yds.	Sk-Yds	INT	PD	F/R																									
2023	25-15-40	3.5-11	0.5-4	1	3	1/2																										
CAR	34-27-61	4.5-11	0.5-4	1	5	1/3																										
Car. Highs:	Tackles: 7; TFL: 1.0; INT: 1; PD: 2; FF: 1; FR: 1																															
	#44 Tobi Osunsanmi (oh-sun-SAH-me) 6-3, 233, Fr.-RS Wichita, Kan. (Wichita East)	<ul style="list-style-type: none">LAST GAME: 2 tackles vs. Baylor (11/11/23)Tied for 2nd on the team with 4 tackles on kickoff coverage.Tallied the first sack of his career vs. Troy, one that forced a fumble that K-State recovered.	<table><tr><th>Year</th><th>U-A-T</th><th>TFL-Yds.</th><th>Sk-Yds</th><th>INT</th><th>PD</th><th>F/R</th></tr><tr><td>2023</td><td>7-1-8</td><td>1.0-12</td><td>1.0-12</td><td>0</td><td>0</td><td>1/0</td></tr><tr><td>CAR</td><td>8-2-10</td><td>1.0-12</td><td>1.0-12</td><td>0</td><td>0</td><td>1/0</td></tr><tr><td>Car. Highs:</td><td>Tackles: 2; TFL: 1.0; Sacks: 1.0; FF: 1</td><td></td><td></td><td></td><td></td><td></td></tr></table>	Year	U-A-T	TFL-Yds.	Sk-Yds	INT	PD	F/R	2023	7-1-8	1.0-12	1.0-12	0	0	1/0	CAR	8-2-10	1.0-12	1.0-12	0	0	1/0	Car. Highs:	Tackles: 2; TFL: 1.0; Sacks: 1.0; FF: 1						
Year	U-A-T	TFL-Yds.	Sk-Yds	INT	PD	F/R																										
2023	7-1-8	1.0-12	1.0-12	0	0	1/0																										
CAR	8-2-10	1.0-12	1.0-12	0	0	1/0																										
Car. Highs:	Tackles: 2; TFL: 1.0; Sacks: 1.0; FF: 1																															
MLB		#45 Austin Romaine (roe-MANE) 6-2, 238, Fr.-HS Hillsboro, Mo. (Hillsboro)	<ul style="list-style-type: none">LAST GAME: Played vs. Baylor (11/11/23); No statsHas started 3 games this year at MLB, including the Texas Tech game when he carded a sack.Recorded his first-career start vs. UCF, the first Wildcat true FR LB to start since 2010.	<table><tr><th>Year</th><th>U-A-T</th><th>TFL-Yds.</th><th>Sk-Yds</th><th>INT</th><th>PD</th><th>F/R</th></tr><tr><td>2023</td><td>12-6-18</td><td>3.0-5</td><td>1.0-3</td><td>0</td><td>0</td><td>0/0</td></tr><tr><td>CAR</td><td>12-6-18</td><td>3.0-5</td><td>1.0-3</td><td>0</td><td>0</td><td>0/0</td></tr><tr><td>Car. Highs:</td><td>Tackles: 6; TFL: 1.0; Sacks: 1.0</td><td></td><td></td><td></td><td></td><td></td></tr></table>	Year	U-A-T	TFL-Yds.	Sk-Yds	INT	PD	F/R	2023	12-6-18	3.0-5	1.0-3	0	0	0/0	CAR	12-6-18	3.0-5	1.0-3	0	0	0/0	Car. Highs:	Tackles: 6; TFL: 1.0; Sacks: 1.0					
	Year	U-A-T	TFL-Yds.	Sk-Yds	INT	PD	F/R																									
2023	12-6-18	3.0-5	1.0-3	0	0	0/0																										
CAR	12-6-18	3.0-5	1.0-3	0	0	0/0																										
Car. Highs:	Tackles: 6; TFL: 1.0; Sacks: 1.0																															
	#57 Beau Palmer 6-2, 230, Jr.-1L Overland Park, Kan. (Blue Valley)	<ul style="list-style-type: none">LAST GAME: 2 tackles vs. Baylor (11/11/23)Leads team with 5 special teams tackles, all coming on kickoff coverage.Uncle, Adam Helm, was a quarterback for K-State and lettered in 1998 and 1999	<table><tr><th>Year</th><th>U-A-T</th><th>TFL-Yds.</th><th>Sk-Yds</th><th>INT</th><th>PD</th><th>F/R</th></tr><tr><td>2023</td><td>10-5-15</td><td>2.0-4</td><td>0.0-0</td><td>0</td><td>0</td><td>0/0</td></tr><tr><td>CAR</td><td>14-5-19</td><td>2.0-4</td><td>0.0-0</td><td>0</td><td>0</td><td>0/0</td></tr><tr><td>Car. Highs:</td><td>Tackles: 3; TFL: 1.0</td><td></td><td></td><td></td><td></td><td></td></tr></table>	Year	U-A-T	TFL-Yds.	Sk-Yds	INT	PD	F/R	2023	10-5-15	2.0-4	0.0-0	0	0	0/0	CAR	14-5-19	2.0-4	0.0-0	0	0	0/0	Car. Highs:	Tackles: 3; TFL: 1.0						
Year	U-A-T	TFL-Yds.	Sk-Yds	INT	PD	F/R																										
2023	10-5-15	2.0-4	0.0-0	0	0	0/0																										
CAR	14-5-19	2.0-4	0.0-0	0	0	0/0																										
Car. Highs:	Tackles: 3; TFL: 1.0																															
WLB		#41 Austin Moore 6-1, 219, Sr.-3L Louisburg, Kan. (Louisburg)	<ul style="list-style-type: none">LAST GAME: 4 tackles, TFL vs. Baylor (11/11/23)Has at least a half TFL in 11 of the last 14 games.Has recorded at least 5 tackles in 19 of the last 24 games dating back to the 2022 opener.	<table><tr><th>Year</th><th>U-A-T</th><th>TFL-Yds.</th><th>Sk-Yds</th><th>INT</th><th>PD</th><th>F/R</th></tr><tr><td>2023</td><td>33-21-54</td><td>10.0-20</td><td>1.5-8</td><td>0</td><td>0</td><td>0/0</td></tr><tr><td>CAR</td><td>105-58-163</td><td>23.0-54</td><td>3.0-16</td><td>1</td><td>5</td><td>2/1</td></tr><tr><td>Car. Highs:</td><td>Tackles: 9; TFL: 3.0; Sacks: 1.0; INT: 1; PD: 2; FF: 1; FR: 1</td><td></td><td></td><td></td><td></td><td></td></tr></table>	Year	U-A-T	TFL-Yds.	Sk-Yds	INT	PD	F/R	2023	33-21-54	10.0-20	1.5-8	0	0	0/0	CAR	105-58-163	23.0-54	3.0-16	1	5	2/1	Car. Highs:	Tackles: 9; TFL: 3.0; Sacks: 1.0; INT: 1; PD: 2; FF: 1; FR: 1					
	Year	U-A-T	TFL-Yds.	Sk-Yds	INT	PD	F/R																									
2023	33-21-54	10.0-20	1.5-8	0	0	0/0																										
CAR	105-58-163	23.0-54	3.0-16	1	5	2/1																										
Car. Highs:	Tackles: 9; TFL: 3.0; Sacks: 1.0; INT: 1; PD: 2; FF: 1; FR: 1																															
	#28 Rex Van Wyhe (VAN WHY) 6-5, 236, So.-TR Rock Rapids, Iowa (Iowa Central CC)	<ul style="list-style-type: none">LAST GAME: 3 tackles, TFL vs. Baylor (11/11/23)Has played in 2 games this year, including the Baylor contest when he saw time on 29 snaps.Older brother, Riley, played football at UNI and is currently a coach for the Panthers.	<table><tr><th>Year</th><th>U-A-T</th><th>TFL-Yds.</th><th>Sk-Yds</th><th>INT</th><th>PD</th><th>F/R</th></tr><tr><td>2023</td><td>3-1-4</td><td>1.0-1</td><td>0.0-0</td><td>0</td><td>1</td><td>0/0</td></tr><tr><td>CAR</td><td>3-1-4</td><td>1.0-1</td><td>0.0-0</td><td>0</td><td>1</td><td>0/0</td></tr><tr><td>Car. Highs:</td><td>Tackles: 3; TFL: 1.0; PD: 1</td><td></td><td></td><td></td><td></td><td></td></tr></table>	Year	U-A-T	TFL-Yds.	Sk-Yds	INT	PD	F/R	2023	3-1-4	1.0-1	0.0-0	0	1	0/0	CAR	3-1-4	1.0-1	0.0-0	0	1	0/0	Car. Highs:	Tackles: 3; TFL: 1.0; PD: 1						
Year	U-A-T	TFL-Yds.	Sk-Yds	INT	PD	F/R																										
2023	3-1-4	1.0-1	0.0-0	0	1	0/0																										
CAR	3-1-4	1.0-1	0.0-0	0	1	0/0																										
Car. Highs:	Tackles: 3; TFL: 1.0; PD: 1																															
CB		#10 Jacob Parrish 5-10, 183, So.-1L Olathe, Kan. (Olathe North)	<ul style="list-style-type: none">LAST GAME: 4 tackles, TFL vs. Baylor (11/11/23)Ranks 6th nationally in passes defended (1.3/gm) and 31st in total INTs (3).Has at least one PD in 10 of his last 13 games played dating back to 2022.	<table><tr><th>Year</th><th>U-A-T</th><th>TFL-Yds.</th><th>Sk-Yds</th><th>INT</th><th>PD</th><th>F/R</th></tr><tr><td>2023</td><td>28-5-33</td><td>1.0-1</td><td>0.0-0</td><td>3</td><td>12</td><td>0/0</td></tr><tr><td>CAR</td><td>39-8-47</td><td>1.0-1</td><td>0.0-0</td><td>3</td><td>15</td><td>0/1</td></tr><tr><td>Car. Highs:</td><td>Tackles: 6; TFL: 1.0; INT: 2; PD: 3; FR: 1</td><td></td><td></td><td></td><td></td><td></td></tr></table>	Year	U-A-T	TFL-Yds.	Sk-Yds	INT	PD	F/R	2023	28-5-33	1.0-1	0.0-0	3	12	0/0	CAR	39-8-47	1.0-1	0.0-0	3	15	0/1	Car. Highs:	Tackles: 6; TFL: 1.0; INT: 2; PD: 3; FR: 1					
	Year	U-A-T	TFL-Yds.	Sk-Yds	INT	PD	F/R																									
2023	28-5-33	1.0-1	0.0-0	3	12	0/0																										
CAR	39-8-47	1.0-1	0.0-0	3	15	0/1																										
Car. Highs:	Tackles: 6; TFL: 1.0; INT: 2; PD: 3; FR: 1																															
	#5 Justice James 5-10, 199, Jr.-RS West Columbia, Texas (Tyler JC)	<ul style="list-style-type: none">LAST GAME: 3 tackles, PD vs. Baylor (11/11/23)Played on 40 defensive snaps at Oklahoma State, the most in his career.Redshirted the 2022 season after arriving from Tyler JC.	<table><tr><th>Year</th><th>U-A-T</th><th>TFL-Yds.</th><th>Sk-Yds</th><th>INT</th><th>PD</th><th>F/R</th></tr><tr><td>2023</td><td>6-1-7</td><td>1.0-2</td><td>0.0-0</td><td>0</td><td>1</td><td>0/0</td></tr><tr><td>CAR</td><td>6-1-7</td><td>1.0-2</td><td>0.0-0</td><td>0</td><td>1</td><td>0/0</td></tr><tr><td>Car. Highs:</td><td>Tackles: 3; TFL: 1.0; PD: 1</td><td></td><td></td><td></td><td></td><td></td></tr></table>	Year	U-A-T	TFL-Yds.	Sk-Yds	INT	PD	F/R	2023	6-1-7	1.0-2	0.0-0	0	1	0/0	CAR	6-1-7	1.0-2	0.0-0	0	1	0/0	Car. Highs:	Tackles: 3; TFL: 1.0; PD: 1						
Year	U-A-T	TFL-Yds.	Sk-Yds	INT	PD	F/R																										
2023	6-1-7	1.0-2	0.0-0	0	1	0/0																										
CAR	6-1-7	1.0-2	0.0-0	0	1	0/0																										
Car. Highs:	Tackles: 3; TFL: 1.0; PD: 1																															
SS		#19 VJ Payne 6-3, 200, So.-1L Gainesville, Ga. (Buford)	<ul style="list-style-type: none">LAST GAME: 4 tackles vs. Baylor (11/11/23)Recorded his first-career INT at Texas Tech, a one-handed grab that led to a K-State TD.Has played in every game with 14 starts over his first 2 yrs of college football.	<table><tr><th>Year</th><th>U-A-T</th><th>TFL-Yds.</th><th>Sk-Yds</th><th>INT</th><th>PD</th><th>F/R</th></tr><tr><td>2023</td><td>31-6-37</td><td>2.0-5</td><td>0.0-0</td><td>1</td><td>4</td><td>0/1</td></tr><tr><td>CAR</td><td>49-15-64</td><td>3.0-9</td><td>1.0-4</td><td>1</td><td>4</td><td>0/1</td></tr><tr><td>Car. Highs:</td><td>Tackles: 10; TFL: 1.0; Sacks: 1.0; INT: 1; PD: 1; FF: 1</td><td></td><td></td><td></td><td></td><td></td></tr></table>	Year	U-A-T	TFL-Yds.	Sk-Yds	INT	PD	F/R	2023	31-6-37	2.0-5	0.0-0	1	4	0/1	CAR	49-15-64	3.0-9	1.0-4	1	4	0/1	Car. Highs:	Tackles: 10; TFL: 1.0; Sacks: 1.0; INT: 1; PD: 1; FF: 1					
	Year	U-A-T	TFL-Yds.	Sk-Yds	INT	PD	F/R																									
2023	31-6-37	2.0-5	0.0-0	1	4	0/1																										
CAR	49-15-64	3.0-9	1.0-4	1	4	0/1																										
Car. Highs:	Tackles: 10; TFL: 1.0; Sacks: 1.0; INT: 1; PD: 1; FF: 1																															
	#20 Colby McCalister 5-10, 193, Fr.-RS Houston, Texas (Clear Brook)	<ul style="list-style-type: none">LAST GAME: 4 tackles, Sack, FF vs. Baylor (11/11/23)Redshirted the 2022 season before starting the 2023 season opener at FS.Regarded as the 87th-best CB in the Class of 2022 by ESPN.	<table><tr><th>Year</th><th>U-A-T</th><th>TFL-Yds.</th><th>Sk-Yds</th><th>INT</th><th>PD</th><th>F/R</th></tr><tr><td>2023</td><td>16-2-18</td><td>1.5-12</td><td>1.0-11</td><td>0</td><td>0</td><td>1/0</td></tr><tr><td>CAR</td><td>16-2-18</td><td>1.5-12</td><td>1.0-11</td><td>0</td><td>0</td><td>1/0</td></tr><tr><td>Car. Highs:</td><td>Tackles: 4; TFL: 1.0; Sacks: 1.0; FF: 1</td><td></td><td></td><td></td><td></td><td></td></tr></table>	Year	U-A-T	TFL-Yds.	Sk-Yds	INT	PD	F/R	2023	16-2-18	1.5-12	1.0-11	0	0	1/0	CAR	16-2-18	1.5-12	1.0-11	0	0	1/0	Car. Highs:	Tackles: 4; TFL: 1.0; Sacks: 1.0; FF: 1						
Year	U-A-T	TFL-Yds.	Sk-Yds	INT	PD	F/R																										
2023	16-2-18	1.5-12	1.0-11	0	0	1/0																										
CAR	16-2-18	1.5-12	1.0-11	0	0	1/0																										
Car. Highs:	Tackles: 4; TFL: 1.0; Sacks: 1.0; FF: 1																															
JACK		#2 Kobe Savage 5-11, 207, Sr.-1L Paris, Texas (Tyler JC)	<ul style="list-style-type: none">LAST GAME: 2 tackles vs. Baylor (11/11/23)Carded 2 INTs at Texas Tech, the first multi-INT game by a K-State safety since 2014.Ranks 9th nationally among active players in career INTs/gm (0.26).	<table><tr><th>Year</th><th>U-A-T</th><th>TFL-Yds.</th><th>Sk-Yds</th><th>INT</th><th>PD</th><th>F/R</th></tr><tr><td>2023</td><td>32-19-51</td><td>2.5-6</td><td>0.0-0</td><td>2</td><td>2</td><td>0/0</td></tr><tr><td>CAR</td><td>77-32-109</td><td>5.5-17</td><td>0.0-0</td><td>5</td><td>5</td><td>1/0</td></tr><tr><td>Car. Highs:</td><td>Tackles: 11; TFL: 1.0; INT: 1; PD: 1; FF: 1</td><td></td><td></td><td></td><td></td><td></td></tr></table>	Year	U-A-T	TFL-Yds.	Sk-Yds	INT	PD	F/R	2023	32-19-51	2.5-6	0.0-0	2	2	0/0	CAR	77-32-109	5.5-17	0.0-0	5	5	1/0	Car. Highs:	Tackles: 11; TFL: 1.0; INT: 1; PD: 1; FF: 1					
	Year	U-A-T	TFL-Yds.	Sk-Yds	INT	PD	F/R																									
2023	32-19-51	2.5-6	0.0-0	2	2	0/0																										
CAR	77-32-109	5.5-17	0.0-0	5	5	1/0																										
Car. Highs:	Tackles: 11; TFL: 1.0; INT: 1; PD: 1; FF: 1																															
	#6 Max Marsh 6-3, 203, Jr.-1L Grand Junction, Colo. (Eaglecrest)	<ul style="list-style-type: none">LAST GAME: 2 tackles vs. Baylor (11/11/23)Originally entered the program in 2020 as a QB before switching to safety prior to 2022.Has seen action in 17 career games, primarily on special teams.	<table><tr><th>Year</th><th>U-A-T</th><th>TFL-Yds.</th><th>Sk-Yds</th><th>INT</th><th>PD</th><th>F/R</th></tr><tr><td>2023</td><td>4-0-4</td><td>0.0-0</td><td>0.0-0</td><td>0</td><td>0</td><td>0/0</td></tr><tr><td>CAR</td><td>4-0-4</td><td>0.0-0</td><td>0.0-0</td><td>0</td><td>0</td><td>0/0</td></tr><tr><td>Car. Highs:</td><td>Tackles: 2</td><td></td><td></td><td></td><td></td><td></td></tr></table>	Year	U-A-T	TFL-Yds.	Sk-Yds	INT	PD	F/R	2023	4-0-4	0.0-0	0.0-0	0	0	0/0	CAR	4-0-4	0.0-0	0.0-0	0	0	0/0	Car. Highs:	Tackles: 2						
Year	U-A-T	TFL-Yds.	Sk-Yds	INT	PD	F/R																										
2023	4-0-4	0.0-0	0.0-0	0	0	0/0																										
CAR	4-0-4	0.0-0	0.0-0	0	0	0/0																										
Car. Highs:	Tackles: 2																															
FS		#21 Marques Sigle (mar-KEECE SEE-gull) 5-11, 197, Jr.-TR Omaha, Neb. (North Dakota St. Univ.)	<ul style="list-style-type: none">LAST GAME: 4 tackles, 2 PD vs. Baylor (11/11/23)Blocked a FG at OSU, the first by a Wildcat since the 2020 TCU game.A transfer from North Dakota State who arrived prior to the start of 2023 spring practices.	<table><tr><th>Year</th><th>U-A-T</th><th>TFL-Yds.</th><th>Sk-Yds</th><th>INT</th><th>PD</th><th>F/R</th></tr><tr><td>2023</td><td>38-13-51</td><td>3.0-11</td><td>0.0-0</td><td>0</td><td>6</td><td>0/0</td></tr><tr><td>CAR</td><td>68-24-102</td><td>4.0-19</td><td>1.0-8</td><td>3</td><td>16</td><td>2/0</td></tr><tr><td>Car. Highs:</td><td>Tackles: 8; TFL: 1.0; Sacks: 1.0; INT: 1; PD: 2; FF: 1</td><td></td><td></td><td></td><td></td><td></td></tr></table>	Year	U-A-T	TFL-Yds.	Sk-Yds	INT	PD	F/R	2023	38-13-51	3.0-11	0.0-0	0	6	0/0	CAR	68-24-102	4.0-19	1.0-8	3	16	2/0	Car. Highs:	Tackles: 8; TFL: 1.0; Sacks: 1.0; INT: 1; PD: 2; FF: 1					
	Year	U-A-T	TFL-Yds.	Sk-Yds	INT	PD	F/R																									
2023	38-13-51	3.0-11	0.0-0	0	6	0/0																										
CAR	68-24-102	4.0-19	1.0-8	3	16	2/0																										
Car. Highs:	Tackles: 8; TFL: 1.0; Sacks: 1.0; INT: 1; PD: 2; FF: 1																															
	#30 Matthew Maschmeier (MASH-my-er) 6-0, 209, Jr.-1L Lisle, Ill. (Naperville North)	<ul style="list-style-type: none">LAST GAME: 2 tackles, TFL, FF, FR (11/11/23)Has played in each of the last 24 games dating back to last year, primarily on special teams.Tied for 2nd on the team with 4 special teams tackles in 2022.	<table><tr><th>Year</th><th>U-A-T</th><th>TFL-Yds.</th><th>Sk-Yds</th><th>INT</th><th>PD</th><th>F/R</th></tr><tr><td>2023</td><td>6-1-7</td><td>1.0-19</td><td>0.0-0</td><td>0</td><td>1</td><td>1/1</td></tr><tr><td>CAR</td><td>10-4-14</td><td>1.0-19</td><td>0.0-0</td><td>0</td><td>1</td><td>1/1</td></tr><tr><td>Car. Highs:</td><td>Tackles: 2; TFL: 1.0; PD: 1; FF: 1; FR: 1</td><td></td><td></td><td></td><td></td><td></td></tr></table>	Year	U-A-T	TFL-Yds.	Sk-Yds	INT	PD	F/R	2023	6-1-7	1.0-19	0.0-0	0	1	1/1	CAR	10-4-14	1.0-19	0.0-0	0	1	1/1	Car. Highs:	Tackles: 2; TFL: 1.0; PD: 1; FF: 1; FR: 1						
Year	U-A-T	TFL-Yds.	Sk-Yds	INT	PD	F/R																										
2023	6-1-7	1.0-19	0.0-0	0	1	1/1																										
CAR	10-4-14	1.0-19	0.0-0	0	1	1/1																										
Car. Highs:	Tackles: 2; TFL: 1.0; PD: 1; FF: 1; FR: 1																															
CB OR		#1 Keenan Garber 6-0, 184, Sr.-3L Lawrence, Kan. (Free State)	<ul style="list-style-type: none">LAST GAME: 2 tackles, INT TD, 2 total PD vs. Baylor (11/11/23)Carded his first-career INT – a 45-yd pick-six – vs. Baylor.Played the first 31 games of his career at WR but switched to CB for the 2022 Big 12 Championship.	<table><tr><th>Year</th><th>U-A-T</th><th>TFL-Yds.</th><th>Sk-Yds</th><th>INT</th><th>PD</th><th>F/R</th></tr><tr><td>2023</td><td>19-1-20</td><td>1.0-2</td><td>0.0-0</td><td>1</td><td>5</td><td>0/0</td></tr><tr><td>CAR</td><td>20-1-21</td><td>1.0-2</td><td>0.0-0</td><td>1</td><td>5</td><td>0/0</td></tr><tr><td>Car. Highs:</td><td>Tackles: 5; TFL: 1.0; INT: 1; PD: 2</td><td></td><td></td><td></td><td></td><td></td></tr></table>	Year	U-A-T	TFL-Yds.	Sk-Yds	INT	PD	F/R	2023	19-1-20	1.0-2	0.0-0	1	5	0/0	CAR	20-1-21	1.0-2	0.0-0	1	5	0/0	Car. Highs:	Tackles: 5; TFL: 1.0; INT: 1; PD: 2					
	Year	U-A-T	TFL-Yds.	Sk-Yds	INT	PD	F/R																									
2023	19-1-20	1.0-2	0.0-0	1	5	0/0																										
CAR	20-1-21	1.0-2	0.0-0	1	5	0/0																										
Car. Highs:	Tackles: 5; TFL: 1.0; INT: 1; PD: 2																															
	#8 Will Lee III 6-3, 185, So.-TR Kirkwood, Mo. (Iowa Western CC)	<ul style="list-style-type: none">LAST GAME: 1 tackle, 2 PD vs. Baylor (11/11/23)Viewed as the 15th-best overall CC prospect in the Class of 2023 by On3.Earned NJCAA First Team All-America honors last season.	<table><tr><th>Year</th><th>U-A-T</th><th>TFL-Yds.</th><th>Sk-Yds</th><th>INT</th><th>PD</th><th>F/R</th></tr><tr><td>2023</td><td>30-10-40</td><td>1.5-2</td><td>0.0-0</td><td>2</td><td>8</td><td>1/1</td></tr><tr><td>CAR</td><td>30-10-40</td><td>1.5-2</td><td>0.0-0</td><td>2</td><td>8</td><td>1/1</td></tr><tr><td>Car. Highs:</td><td>Tackles: 9; TFL: 1.5; INT: 1; PD: 2; FF: 1; FR: 1</td><td></td><td></td><td></td><td></td><td></td></tr></table>	Year	U-A-T	TFL-Yds.	Sk-Yds	INT	PD	F/R	2023	30-10-40	1.5-2	0.0-0	2	8	1/1	CAR	30-10-40	1.5-2	0.0-0	2	8	1/1	Car. Highs:	Tackles: 9; TFL: 1.5; INT: 1; PD: 2; FF: 1; FR: 1						
Year	U-A-T	TFL-Yds.	Sk-Yds	INT	PD	F/R																										
2023	30-10-40	1.5-2	0.0-0	2	8	1/1																										
CAR	30-10-40	1.5-2	0.0-0	2	8	1/1																										
Car. Highs:	Tackles: 9; TFL: 1.5; INT: 1; PD: 2; FF: 1; FR: 1																															



FG		#17 Chris Tennant 6-5, 222, Jr.-2L Shawnee, Kan. (Mill Valley)	<ul style="list-style-type: none">LAST GAME AT PK: 1-for-1 FG, 8-for-8 XP at Texas (11/4/23)Tied his career long with a 51-yd FG in the season opener vs. SEMO.Had 8 XPs vs. Baylor, tied for the 5th most in a game in school history.	<table><tr><th>YEAR</th><th>FGM-A</th><th>Pct.</th><th>LG</th><th>XPM-A</th><th>Pct.</th></tr><tr><td>2023</td><td>9-12</td><td>75.0</td><td>51</td><td>46-47</td><td>97.9</td></tr><tr><td>CAR</td><td>23-34</td><td>67.6</td><td>51</td><td>85-88</td><td>96.6</td></tr></table> Car. Highs: FG: 3; XP: 8	YEAR	FGM-A	Pct.	LG	XPM-A	Pct.	2023	9-12	75.0	51	46-47	97.9	CAR	23-34	67.6	51	85-88	96.6
	YEAR	FGM-A	Pct.	LG	XPM-A	Pct.																
2023	9-12	75.0	51	46-47	97.9																	
CAR	23-34	67.6	51	85-88	96.6																	
	#96 Leyton Simmering OR	<ul style="list-style-type: none">SIMMERING'S LAST GAME AT PK: 0-for-1 XP vs. Houston (10/28/23)SIMMERING: Rated the 23rd-best kicker in the Class of 2022 by National Kicking Rankings.MCCLANNAN: A true FR who was rated the 45th-best kicker in the Class of 2023 by Kohl's Kicking.	<table><tr><th>YEAR</th><th>FGM-A</th><th>Pct.</th><th>LG</th><th>XPM-A</th><th>Pct.</th></tr><tr><td>2023</td><td>0-0</td><td>0.0</td><td></td><td>1-2</td><td>50.0</td></tr><tr><td>CAR</td><td>0-0</td><td>0.0</td><td></td><td>1-2</td><td>50.0</td></tr></table> Car. Highs: XP: 1	YEAR	FGM-A	Pct.	LG	XPM-A	Pct.	2023	0-0	0.0		1-2	50.0	CAR	0-0	0.0		1-2	50.0	
YEAR	FGM-A	Pct.	LG	XPM-A	Pct.																	
2023	0-0	0.0		1-2	50.0																	
CAR	0-0	0.0		1-2	50.0																	
HLD		#43 Jack Blumer (BLUE-mur) 6-3, 203, Sr.-3L Marysville, Kan. (Marysville)	<ul style="list-style-type: none">Has held for all FG and PAT attempts since the beginning of 2021.	<table><tr><th>Year</th><th>Games</th></tr><tr><td>2023</td><td>10</td></tr><tr><td>CAR</td><td>47</td></tr></table>	Year	Games	2023	10	CAR	47												
	Year	Games																				
2023	10																					
CAR	47																					
	#16 Seth Porter 5-8, 170, Sr.-4L Friendswood, Texas (Clear Springs)	<ul style="list-style-type: none">Has not held during his time at K-State.	<table><tr><th>Year</th><th>Games</th></tr><tr><td>2023</td><td>10</td></tr><tr><td>CAR</td><td>58</td></tr></table>	Year	Games	2023	10	CAR	58													
Year	Games																					
2023	10																					
CAR	58																					
SNP		#42 Randen Plattner 6-3, 241, Sr.-4L Parkville, Mo. (Park Hill)	<ul style="list-style-type: none">Has served as the primary long snapper for all punts and FG/XP attempts the last 2-plus years.On the watch list for the 2023 Patrick Mannelly Long Snapper of the Year award after being a semifinalist last year.Also served as the primary snapper for all FG/XP attempts during the 2019 and 2020 seasons.	<table><tr><th>Year</th><th>Games</th></tr><tr><td>2023</td><td>10</td></tr><tr><td>CAR</td><td>59</td></tr></table>	Year	Games	2023	10	CAR	59												
	Year	Games																				
2023	10																					
CAR	59																					
	#45 Mason Olguin 6-0, 225, So.-RS Edmond, Okla. (Dodge City CC)	<ul style="list-style-type: none">Redshirted the 2022 season after transferring in from Dodge City CC.Rated the No. 1 available transfer long snapper by Kohl's Snapping prior to the 2022 season.An all-state linebacker in 2019 at Edmond Santa Fe HS.																				
P		#43 Jack Blumer (BLUE-mur) 6-3, 203, Sr.-3L Marysville, Kan. (Marysville)	<ul style="list-style-type: none">LAST GAME PUNTING: 4 punts, 47.2-yd avg, 1 in20 vs. Baylor (11/11/23)Ranks 4th in the Big 12 in punting avg.Serving as the primary punter for the first time in his career.	<table><tr><th>Year</th><th>Punts</th><th>Yds.</th><th>Avg</th><th>LG</th><th>I20</th></tr><tr><td>2023</td><td>37</td><td>1,607</td><td>43.4</td><td>69</td><td>17</td></tr><tr><td>CAR</td><td>62</td><td>2,589</td><td>41.8</td><td>69</td><td>21</td></tr></table> Car. Highs: Punts: 5; Avg: 44.7; in20: 4	Year	Punts	Yds.	Avg	LG	I20	2023	37	1,607	43.4	69	17	CAR	62	2,589	41.8	69	21
	Year	Punts	Yds.	Avg	LG	I20																
2023	37	1,607	43.4	69	17																	
CAR	62	2,589	41.8	69	21																	
	#35 Simon McClannan 5-11, 177, Fr.-HS Omaha, Neb. (Millard South)	<ul style="list-style-type: none">Rated the 23rd-best punter in the Class of 2023 by Kohl's Kicking.Earned consecutive all-state honors from the <i>Lincoln Journal Star</i> as a HS junior and senior.																				
KO		#17 Chris Tennant 6-5, 222, Jr.-2L Shawnee, Kan. (Mill Valley)	<ul style="list-style-type: none">LAST GAME AT KO: 10 KO, 61.0-yd avg, 2 TB vs. Baylor (11/11/22)Has tallied 31 touchbacks in 69 kickoffs this year (44.9%).Viewed as the 50th-best kicker in the nation for the Class of 2021 by Kohl's Kicking	<table><tr><th>Year</th><th>No.</th><th>Yards</th><th>Avg.</th><th>TB</th></tr><tr><td>2023</td><td>69</td><td>4,267</td><td>61.8</td><td>31</td></tr><tr><td>CAR</td><td>69</td><td>4,267</td><td>61.8</td><td>31</td></tr></table> Car. Highs: KO: 10; Avg: 65.0; TB: 6	Year	No.	Yards	Avg.	TB	2023	69	4,267	61.8	31	CAR	69	4,267	61.8	31			
	Year	No.	Yards	Avg.	TB																	
2023	69	4,267	61.8	31																		
CAR	69	4,267	61.8	31																		
	#35 Simon McClannan 5-11, 177, Fr.-HS Omaha, Neb. (Millard South)	<ul style="list-style-type: none">LAST GAME AT KO: 1 KO, 58 yds at Texas (11/4/22)	<table><tr><th>Year</th><th>No.</th><th>Yards</th><th>Avg.</th><th>TB</th></tr><tr><td>2023</td><td>1</td><td>58</td><td>58.0</td><td>0</td></tr><tr><td>CAR</td><td>1</td><td>58</td><td>58.0</td><td>0</td></tr></table> Car. Highs: KO: 1; Avg: 58.0	Year	No.	Yards	Avg.	TB	2023	1	58	58.0	0	CAR	1	58	58.0	0				
Year	No.	Yards	Avg.	TB																		
2023	1	58	58.0	0																		
CAR	1	58	58.0	0																		
KOR		#9 Treshaun Ward 5-10, 194, Sr.-TR Plant City, Fla. (Florida State Univ.)	<ul style="list-style-type: none">LAST GAME RETURNING: 3 ret, 70 yds vs. Baylor (11/11/23)Long return of 38 yds came this year vs. Baylor.Returned 2 kickoffs during his time at Florida State.	<table><tr><th>Year</th><th>Ret.</th><th>Yds.</th><th>Avg</th><th>TD</th><th>LG</th></tr><tr><td>2023</td><td>4</td><td>86</td><td>21.5</td><td>0</td><td>38</td></tr><tr><td>CAR</td><td>6</td><td>132</td><td>22.0</td><td>0</td><td>38</td></tr></table> Car. Highs: Ret: 3; Yds: 70 2019-22 at FSU	Year	Ret.	Yds.	Avg	TD	LG	2023	4	86	21.5	0	38	CAR	6	132	22.0	0	38
	Year	Ret.	Yds.	Avg	TD	LG																
2023	4	86	21.5	0	38																	
CAR	6	132	22.0	0	38																	
	#16 Seth Porter 5-8, 170, Sr.-4L Friendswood, Texas (Clear Springs)	<ul style="list-style-type: none">LAST GAME RETURNING: 2 ret, 35 yds vs. UCF (9/23/23)Has returned a career-high 3 kickoffs this year.	<table><tr><th>Year</th><th>Ret.</th><th>Yds.</th><th>Avg</th><th>TD</th><th>LG</th></tr><tr><td>2023</td><td>3</td><td>53</td><td>17.7</td><td>0</td><td>19</td></tr><tr><td>CAR</td><td>7</td><td>114</td><td>16.3</td><td>0</td><td>26</td></tr></table> Car. Highs: Ret: 2; Yds: 35; Long: 26	Year	Ret.	Yds.	Avg	TD	LG	2023	3	53	17.7	0	19	CAR	7	114	16.3	0	26	
Year	Ret.	Yds.	Avg	TD	LG																	
2023	3	53	17.7	0	19																	
CAR	7	114	16.3	0	26																	
PR		#8 Phillip Brooks 5-8, 171, Sr.-4L Lee's Summit, Mo. (Lee's Summit West)	<ul style="list-style-type: none">LAST GAME RETURNING: 1 ret, -5 yds vs. Baylor (11/11/23)One of 2 active players with 1,000 rec yds, 800 KOR yds and 700 PR yds.Ranks 7th nationally among active players with 1,559 career combined kick return yds (KOR and PR).	<table><tr><th>Year</th><th>Ret.</th><th>Yds.</th><th>Avg</th><th>TD</th><th>LG</th></tr><tr><td>2023</td><td>12</td><td>71</td><td>5.9</td><td>0</td><td>29</td></tr><tr><td>CAR</td><td>56</td><td>712</td><td>12.7</td><td>4</td><td>76</td></tr></table> Car. Highs: Ret: 4; Yds: 189; TD: 2	Year	Ret.	Yds.	Avg	TD	LG	2023	12	71	5.9	0	29	CAR	56	712	12.7	4	76
	Year	Ret.	Yds.	Avg	TD	LG																
2023	12	71	5.9	0	29																	
CAR	56	712	12.7	4	76																	
	#16 Seth Porter 5-8, 170, Sr.-4L Friendswood, Texas (Clear Springs)	<ul style="list-style-type: none">LAST GAME RETURNING: 1 ret, 18 yds vs. Texas Tech (10/3/20)One of his career punt-return attempts – 2020 vs. Texas Tech – was a blocked punt.	<table><tr><th>Year</th><th>Ret.</th><th>Yds.</th><th>Avg</th><th>TD</th><th>LG</th></tr><tr><td>2023</td><td>0</td><td>0</td><td>0.0</td><td>0</td><td>0</td></tr><tr><td>CAR</td><td>3</td><td>25</td><td>8.3</td><td>0</td><td>18</td></tr></table> Car. Highs: Ret: 1; Yds: 18	Year	Ret.	Yds.	Avg	TD	LG	2023	0	0	0.0	0	0	CAR	3	25	8.3	0	18	
Year	Ret.	Yds.	Avg	TD	LG																	
2023	0	0	0.0	0	0																	
CAR	3	25	8.3	0	18																	

IN-SEASON BIRTHDAYS

Several Wildcats celebrate their birthdays during the 2023 regular season. Below is a list of those players and coaches in addition to the game days for reference.

AUGUST

21 – Chiddi Obiazor (2004)
22 – Jake Clifton (2003)
26 – DJ Giddens (2003)

SEPTEMBER

2 – SEMO
3 – Austin Romaine (2004)
5 – Leyton Simmering (2003)
6 – Teagan Cobb (2004)
9 – TROY
12 – Jake Huggins (1998)
13 – Keagan Johnson (2002)
15 – Erik Pizarro (2000)
16 – AT MISSOURI
16 – Donovan McIntosh (2004)
19 – Collin Klein

19 – Phillip Brooks (1999)

19 – Mason Olguin (2001)

23 – UCF

24 – Will Howard (2001)

27 – Chris Klieman

27 – Andrew Metzger (2004)

29 – Devin Vass (2004)

30 – Ryan Davis (2004)

OCTOBER

1 – Christian Moore (2001)

4 – Joe Jackson (2004)

6 – AT OKLAHOMA STATE

8 – Sterling Lockett (2003)

8 – Wesley Fair (2004)

9 – Jadon Jackson (2000)

14 – AT TEXAS TECH

20 – Hayden Gillum (1999)

21 – TCU

27 – Camden Beebe (2004)

28 – HOUSTON

28 – KT Leveston (1999)

29 – Jordan Perry (2003)

30 – Brock Woolf (2004)

NOVEMBER

2 – Avery Johnson (2004)

4 – AT TEXAS

5 – Will Anciaux (2004)

8 – Buddy Wyatt

11 – BAYLOR

12 – Jevon Banks (2001)

12 – Collin Dunn (2004)

14 – Nickendre Stiger (2001)

14 – Andrew Leingang (2002)

14 – Evan Cantu (2003)

16 – Adryan Lara (2003)

18 – AT KANSAS

19 – Kam Sallis (2004)

20 – Joe Hall III (2003)

23 – Gavin Meyers (2003)

25 – IOWA STATE

25 – Garrett Harstad (2004)

29 – Titus Tuiasosopo (2001)

29 – Donovan Rieman (2003)

30 – Brayden Loftin (2003)

30 – Garrett Oakley (2003)



COOPER BEEBE

6-4 • 335 • Sr.-3L • Kansas City, Kan. • Piper

- Has started 45 career games, tying for 5th among Wildcat offensive linemen since 1990.
- Saw a streak of 1,042 pass blocking plays without a sack allowed end against Houston (according to Pro Football Focus)... The streak started during the 2020 Iowa State game and lasted 36 full games.
- Played all over the line during the first 6 games of 2023, starting each game at LG (320 total snaps), while also seeing time at RT (106 snaps) and LT (20 snaps)... Has since settled in at LG the last 3 games, seeing time in 287 total snaps.
- Has even played on 3 snaps at defensive tackle over the last 2 games.
- Earned Outland Trophy Player of the Week honors following the TCU game, a contest in which the Wildcats rushed for 343 yds and totaled 587 yds, the sixth most in school history.
 - One of 12 semifinalists nationally for the 2023 Lombardi Award.
 - One of 16 finalists nationally – and one of 9 from the FBS – for the 2023 William V. Campbell Trophy, which is often referred to as the "Academic Heisman"... The 9th Wildcat all-time to be named an NFF National Scholar-Athlete and finalist for the Campbell Trophy, including the sixth in the last 13 years and the second straight.
 - One of the top interior offensive linemen in the nation during the 2022 season who started all 14 games at left guard.
 - Named a 2022 First Team All-American by *The Athletic*, ESPN, FOX Sports and *Sporting News*, a Second Team All-American by the Associated Press, CBS Sports, Pro Football Focus and *USA TODAY*, and an Honorable Mention All-American by Phil Steele.
 - Named the 2022 Big 12 Offensive Lineman of the Year by the league's coaches, while he was an All-Big 12 First Team selection by both the coaches and Associated Press for a second-straight season.
 - Rated the 65th-best overall player in college football during the 2022 season by Pro Football Focus.
 - Helped lead a 2022 offensive unit that ranked 15th nationally with 208.3 rushing yds/game, the Wildcats' best national ranking since 2003 (9th) and best mark since 2016 (231.8).
 - Also helped K-State rank 3rd in school history in rushing yds/carry (5.12), 4th in total rushing yds (2,916) and 10th in rushing TDs (32) in 2022.
 - The Wildcats also ranked 2nd in school history in total offensive yds (5,863) and 9th in offensive yds/play (6.12) last season.
 - Did not surrender a sack during the 2022 season according to Pro Football Focus, while he was flagged for only one penalty all year, which came in the season opener against South Dakota.
 - Also took snaps at left tackle and was a member of the Wildcats' punt coverage team during the 2022 campaign.
 - Earned 2022 Academic All-District honors from College Sports Communicators in addition to First Team Academic All-Big 12 accolades, the latter being nominated with a perfect 4.0 GPA.
- Voted a team captain in both 2022 and 2023.
- Younger brother, **Camden**, is a freshman OL for the Wildcats.

BEEBE'S 2023 HONORS

- ★ Campbell Trophy Finalist
- ★ Lombardi Award semifinalist
- ★ Outland Trophy Player of the Week (TCU)
- ★ Midseason All-American (Associated Press, CBS Sports, ESPN, *Sporting News*, *The Athletic*)
- ★ Preseason All-American (Walter Camp, ESPN, *The Athletic*, Phil Steele, *Athlon*, 247Sports)
- ★ Outland Trophy watch list
- ★ Senior Bowl watch list
- ★ Top 10 Big 12 Players for 2023 – No. 1 (On3)
- ★ Top 50 Players for 2023 – No. 16 (Pro Football Focus)
- ★ Top 100 Players for 2023 – No. 27 (ESPN, 247Sports)
- ★ Preseason All-Big 12 (media)





BEN SINNOTT

6-4 • 245 • Jr.-2L • Waterloo, Iowa (Columbus Catholic)

- Has started each of the last 24 games dating back to the 2022 season opener.
- Ranks 5th nationally among TEs with 501 receiving yds this year and over the last 2 years combined (948 yds).
- Tied for 2nd among Big 12 TEs in TD catches.
- Tied for 2nd in school history among TEs in single-season TD catches, while he ranks 3th in catches and receiving yds.
- Ranks 2nd in school history in career TD catches by a TE, while he is 3rd in catches and 4th in receiving yds.
- Needs 37 receiving yds to become the 4th TE in school history with 1,000 receiving yds in a career.
- Hauled in 5 receptions for 100 yds in the season opener vs. SEMO, the first K-State TE with a 100-yd receiving game since Jeron Masturd at KU in 2006 (103 yds).
- Hauled in 2 TD passes at Missouri, the 2nd two-TD game of his career.
- Has played all over the field this year, lining up for 392 snaps as an inline TE, 137 snaps in the slot, 74 snaps in the backfield and 19 snaps as a WR.
- Started all 14 games in 2022, earning All-Big 12 First Team honors.
- Led all Big 12 TEs and ranked 4th nationally with a 14.4-yd receiving avg last year.
- Ranked 6th in school history in receiving yds by a TE and tied for 8th in receptions in 2022.
- Had 2 TD catches last year at Baylor, the first time a K-State TE had multiple TDs in a game since Jarrett Grosdidier vs. Indiana State in 1996.
- Had 7 receptions vs. the Bears, the most by a Wildcat TE since Rashaad Norwood also had 7 at Baylor in 2006.
- Originally came to K-State as a walk-on after playing multiple sports in high school, including hockey, golf, tennis, baseball and track.
- Prepped at the same high school that produced K-State head coach **Chris Klieman**.

SINNOTT'S GAME-BY-GAME RECEIVING

Date	Opponent	No	Yds	TD	LG
9/18/21	NEVADA	1	11	0	11
1/4/22	vs. LSU*	1	4	0	4
9/3/22	SOUTH DAKOTA*	2	12	0	8
9/10/22	MISSOURI*	1	3	0	3
9/17/22	TULANE*	2	7	0	4
9/24/22	at Oklahoma*	4	80	0	27
10/1/22	TEXAS TECH*	1	6	0	6
10/8/22	at Iowa State*	1	5	0	5
10/29/22	OKLAHOMA STATE*	1	25	0	25
11/5/22	TEXAS*	3	44	0	20
11/12/22	at Baylor*	7	89	2	23
11/19/22	at West Virginia*	3	85	1	39
11/26/22	KANSAS*	1	11	0	11
12/3/22	vs. TCU*	2	32	1	26
12/31/22	vs. Alabama*	3	48	0	24
9/2/23	SEMO*	5	100	0	40
9/9/23	TROY*	1	5	0	5
9/16/23	at Missouri*	5	78	2	34
9/23/23	UCF*	5	64	0	22
10/6/23	at Oklahoma State*	4	39	1	29
10/14/23	at Texas Tech*	6	72	0	42
10/28/23	HOUSTON*	1	6	0	6
11/4/23	at Texas*	5	69	0	22
11/11/23	BAYLOR*	3	68	1	35

* denotes game started; **Bold Italics** denotes career high

SINNOTT'S GAME-BY-GAME RUSHING

Date	Opponent	No	Yds	TD	LG
10/2/21	OKLAHOMA*	1	9	0	9
10/30/21	TCU	1	2	0	2
11/6/21	at Kansas	1	1	1	1

* denotes game started; **Bold Italics** denotes career high

SINNOTT'S CAREER RECEIVING STATS

YEAR	G/S	NO	YDS	AVG	TD	LG
2021	12/2	2	15	7.5	0	11
2022	14/14	31	447	14.4	4	39
2023	10/10	35	501	14.3	4	42
TOTAL	36/26	68	963	14.2	8	42

SINNOTT'S CAREER RUSHING STATS

YEAR	G/S	NO	YDS	AVG	TD	LG
2021	12/2	3	12	4.0	1	9
TOTAL	36/26	3	12	4.0	1	9

SINNOTT'S 2023 HONORS

- ★ John Mackey Award watch list
- ★ Senior Bowl watch list
- ★ Preseason All-Big 12 (media)



PHILLIP BROOKS

5-8 • 171 • Sr.-4L • Lee's Summit, Mo. (Lee's Summit West)

- Playing in his 6th season of college football as his 63 career games played are the most in school history and ranked 3rd nationally among active players.
- Has 49 receptions this year, the most by a Wildcat since Deuce Vaughn had 49 in 2021, while it is the most by a K-State WR since Isaiah Zuber had 52 in 2018.
- Averaging 4.9 receptions per game to rank 6th in the Big 12.
- Totaled 178 all-purpose yds vs. Troy – the 2nd highest of his career – as he was named to the Paul Hornung Award honor roll.
- Had a career-high 2 receiving TDs at Texas, the first multi-TD game by a K-State WR since Kade Warner last year vs. Oklahoma State.
- The only active player in the nation with 1,000 receiving yds, 100 rushing yds, 800 kickoff-return yds and 700 punt-return yds in a career, while he is one of only 2 in Big 12 history to hit those marks (TCU's KaVontae Turpin).
- Ranks first nationally among active players in career punt-return TDs and non-offensive TDs, while he is 3rd in punt-return yds, 7th in punt-return avg and combined kick returns yds (KOR+PR – 1,559), 18th in all-purpose yds (3,765) and 24th in receptions.
- Ranks in the top 10 in school history in 9 career categories (see pgs. 61-62).

BROOKS' 2023 HONORS

- ★ Paul Hornung Award Honor Roll (Troy)
- ★ Paul Hornung Award watch list
- ★ Preseason All-American [pr] (*Athlon*)
- ★ Preseason All-Big 12 [kr/pr] (*media*)

BROOKS' GAME-BY-GAME RECEIVING

Date	Opponent	No	Yds	TD	LG
8/31/19	NICHOLLS	3	18	0	8
9/14/19	at Mississippi State	2	5	0	7
9/28/19	at Oklahoma State	3	15	0	10
10/5/19	BAYLOR	7	69	0	18
10/26/19	OKLAHOMA	1	10	0	10
11/2/19	at Kansas	1	9	0	9
11/9/19	at Texas	2	25	0	16
11/16/19	WEST VIRGINIA	4	63	0	21
11/23/19	at Texas Tech	2	20	1	14
11/30/19	IOWA STATE*	1	19	0	19
9/12/20	ARKANSAS STATE	2	24	1	17
9/26/20	at Oklahoma	2	23	0	23
10/3/20	TEXAS TECH*	2	16	0	9
10/31/20	at West Virginia*	4	39	0	18
11/7/20	OKLAHOMA STATE	2	29	1	25
11/21/20	at Iowa State	1	22	0	22
11/28/20	at Baylor	1	3	0	3
12/5/20	TEXAS*	1	-1	0	0
9/4/21	vs. Stanford*	3	81	0	56
9/11/21	SOUTHERN ILLINOIS*	1	21	0	21
9/18/21	NEVADA*	5	28	0	12
9/25/21	at Oklahoma State	2	40	0	23
10/2/21	OKLAHOMA*	6	55	1	20
10/16/21	IOWA STATE*	3	54	1	40
10/23/21	at Texas Tech*	5	47	0	15
10/30/21	TCU*	2	44	0	37
11/13/21	WEST VIRGINIA*	5	62	0	23
11/20/21	BAYLOR*	4	33	0	18
11/25/21	at Texas*	2	9	0	11
1/4/22	vs. LSU*	5	69	0	34
9/10/22	MISSOURI*	3	57	0	28
9/17/22	TULANE*	1	6	0	6
9/24/22	at Oklahoma*	7	56	0	20
10/1/22	TEXAS TECH*	5	36	1	18
10/8/22	at Iowa State*	4	119	1	81
10/22/22	at TCU*	2	50	0	28
10/29/22	OKLAHOMA STATE*	2	41	1	31
11/5/22	TEXAS*	3	37	0	16
11/12/22	at Baylor*	2	17	0	12
11/19/22	at West Virginia*	4	38	0	19
11/26/22	KANSAS*	2	38	1	24
12/3/22	vs. TCU*	6	48	0	15
12/31/22	vs. Alabama	4	44	0	16
9/2/23	SEMO*	6	40	0	22
9/9/23	TROY*	7	94	1	39
9/16/23	at Missouri*	5	50	1	19
9/23/23	UCF*	6	42	0	13
10/6/23	at Oklahoma State*	3	50	0	25
10/14/23	at Texas Tech*	4	47	0	22
10/21/23	TCU*	3	31	0	13
10/28/23	HOUSTON*	5	83	1	40
11/4/23	at Texas*	5	76	2	26
11/11/23	BAYLOR*	5	41	0	11

* denotes game started; **Bold Italics** denotes career high

BROOKS' GAME-BY-GAME RUSHING

Date	Opponent	No	Yds	TD	LG
8/31/19	NICHOLLS	1	8	0	8
10/26/19	OKLAHOMA	1	-1	0	0
11/2/19	at Kansas	3	9	0	6
11/16/19	WEST VIRGINIA	1	6	0	6
12/31/19	vs. Navy	1	4	0	4
9/26/20	at Oklahoma	1	-8	0	0
10/10/20	at TCU*	1	12	0	12
11/7/20	OKLAHOMA STATE	2	14	0	12
12/5/20	TEXAS*	4	23	0	9
9/11/21	SOUTHERN ILLINOIS*	1	3	0	3
9/25/21	at Oklahoma State	1	0	0	0
11/25/21	at Texas*	1	-10	0	0
9/10/22	MISSOURI*	1	3	0	3
10/1/22	TEXAS TECH*	1	6	0	6
11/12/22	at Baylor*	1	16	0	16
12/3/22	vs. TCU*	1	4	0	4
9/9/23	TROY*	1	2	1	2
9/23/23	UCF*	1	2	0	2
10/6/23	at Oklahoma State*	2	11	0	9
10/21/23	TCU*	1	10	0	10

* denotes game started; **Bold Italics** denotes career high

BROOKS' GAME-BY-GAME PUNT RETURN

Date	Opponent	No	Yds	TD	LG
11/17/18	TEXAS TECH	1	6	0	6
8/31/19	NICHOLLS	1	9	0	9
9/7/19	BOWLING GREEN	2	0	0	0
9/14/19	at Mississippi State	2	45	0	25
11/16/19	WEST VIRGINIA	1	0	0	0
11/30/19	IOWA STATE	1	0	0	0
12/31/19	vs. Navy	1	66	1	66
9/12/20	ARKANSAS STATE	2	17	0	17
10/10/20	at TCU	2	30	0	29
10/24/20	KANSAS	4	189	2	55
10/31/20	at West Virginia	2	15	0	8
11/7/20	OKLAHOMA STATE	1	10	0	10
9/4/21	vs. Stanford	2	9	0	7
9/25/21	at Oklahoma State	1	-4	0	0
10/30/21	TCU	2	4	0	4
11/6/21	at Kansas	2	50	0	28
11/13/21	WEST VIRGINIA	1	8	0	8
11/20/21	BAYLOR	1	0	0	0
1/4/22	vs. LSU	1	19	0	19
9/10/22	MISSOURI	1	76	1	76
10/1/22	TEXAS TECH	1	9	0	9
10/8/22	at Iowa State	1	0	0	0
10/29/22	OKLAHOMA STATE	3	53	0	33
11/5/22	TEXAS	1	7	0	7
11/12/22	at Baylor	2	13	0	13
11/19/22	at West Virginia	1	0	0	0
11/26/22	KANSAS	1	-5	0	0
12/3/22	vs. TCU	2	14	0	11
12/31/22	vs. Alabama	1	1	0	1
9/9/23	TROY	3	37	0	29
9/16/23	at Missouri	2	31	0	17
9/23/23	UCF	1	0	0	0
10/6/23	at Oklahoma State	1	0	0	0
10/14/23	at Texas Tech	1	2	0	2
10/21/23	TCU	1	5	0	5
11/4/23	at Texas	1	4	0	4
11/11/23	BAYLOR	1	-5	0	0

Bold Italics denotes career high

BROOKS' GAME-BY-GAME KICKOFF RETURN

Date	Opponent	No	Yds	TD	LG
11/10/18	KANSAS	1	12	0	12
11/17/18	TEXAS TECH	2	44	0	33
8/31/19	NICHOLLS	2	43	0	23
9/7/19	BOWLING GREEN	1	44	0	44
9/28/19	at Oklahoma State	4	76	0	24
10/26/19	OKLAHOMA	2	52	0	33
11/16/19	WEST VIRGINIA	1	11	0	11
11/23/19	at Texas Tech	1	26	0	26
12/31/19	vs. Navy	1	20	0	20
9/26/20	at Oklahoma	1	17	0	17
10/31/20	at West Virginia	2	31	0	16
11/21/20	at Iowa State	1	13	0	13
11/28/20	at Baylor	1	29	0	29
12/5/20	TEXAS	3	60	0	31



9/11/21	SOUTHERN ILLINOIS	1	31	0	31
11/6/21	at Kansas	1	7	0	7
11/25/21	at Texas	2	24	0	16
10/22/22	at TCU	2	48	0	41
12/3/22	vs. TCU	4	84	0	31
12/31/22	vs. Alabama	4	50	0	21
9/2/23	SEMO	1	33	0	33
9/9/23	TROY	2	45	0	23
9/16/23	at Missouri	1	36	0	36
9/23/23	UCF	1	-4	0	0
10/6/23	at Oklahoma State	1	15	0	15
11/11/23	BAYLOR	1	0	0	0

Bold Italics denotes career high

BROOKS' CAREER RECEIVING STATS

Year	G/S	No	Yds	Avg	TD	Lg
2019	12/1	26	253	9.7	1	21
2020	10/4	15	155	10.3	2	25
2021	13/12	43	543	12.6	2	56
2022	14/14	45	587	13.0	4	81
2023	10/10	49	554	11.3	5	40
TOTAL	63/41	178	2,092	11.8	14	81

BROOKS' CAREER RUSHING STATS

Year	G/S	No	Yds	Avg	TD	Lg
2019	12/1	7	26	3.7	0	8
2020	10/4	8	41	5.1	0	12
2021	13/12	3	-7	-2.3	0	3
2022	14/14	4	29	7.3	0	16
2023	10/10	5	25	5.0	1	10
TOTAL	63/41	27	114	4.2	1	16

BROOKS' CAREER PUNT RETURN STATS

Year	G	No	Yds	Avg	TD	Lg
2018	4	1	6	6.0	0	6
2019	12	8	120	15.0	1	66
2020	10	11	261	23.7	2	55
2021	13	10	86	8.6	0	28
2022	14	14	168	12.0	1	76
2023	10	12	71	5.9	0	29
TOTAL	63	56	712	12.7	4	76

BROOKS' CAREER KICKOFF RETURN STATS

Year	G	No	Yds	Avg	TD	Lg
2018	4	3	56	18.7	0	33
2019	12	12	272	22.7	0	44
2020	10	8	150	18.8	0	31
2021	13	4	62	15.5	0	31
2022	14	10	182	18.2	0	41
2023	10	7	125	17.9	0	36
TOTAL	63	44	847	19.3	0	44



JADON JACKSON

WR • 6-1 • 190 • Sr.-1L
Centeron, Ark. • Univ. of Mississippi

- Has played in all 10 games with 5 starts.
- Opened the scoring in each of the first 2 games this year, the first Wildcat to have the first TD in each of the first 2 games of a season since Darren Sproles in 2003 vs. California and Troy.

JACKSON'S GAME-BY-GAME RECEIVING

Date	Opponent	No	Yds	TD	LG
9/28/19	at Alabama	1	28	1	28
10/5/19	VANDERBILT	1	28	0	28
11/2/19	at Auburn	1	6	0	6
11/9/19	NEW MEXICO STATE	2	25	0	15
12/19/20	at LSU	1	4	0	4
1/2/21	vs. Indiana*	4	38	0	21

10/2/21	at Alabama*	4	30	0	17
10/23/21	LSU*	1	12	0	12
12/31/22	vs. Alabama	2	16	0	10
9/2/23	SEMO*	2	38	1	33
9/9/23	TROY	4	77	1	40
9/16/23	at Missouri*	4	47	0	21
9/23/23	UCF*	3	17	0	12
10/6/23	at Oklahoma State	1	2	0	2
10/14/23	at Texas Tech*	1	10	0	10
11/11/23	BAYLOR	2	53	0	40

2019-21 Seasons at Mississippi

* denotes game started; **Bold Italics** denotes career high

JACKSON'S GAME-BY-GAME RUSHING

Date	Opponent	No	Yds	TD	LG
10/21/23	TCU	1	14	0	14
10/28/23	HOUSTON	2	15	0	8

Bold Italics denotes career high

JACKSON'S CAREER RECEIVING STATS

Year	G/S	No	Yds	Avg	TD	Lg
2019*	9/0	5	87	17.4	1	28
2020*	4/1	5	42	8.4	0	21
2021*	9/3	5	42	8.4	0	17
2022	4/0	2	16	8.0	0	10
2023	10/5	17	244	14.4	2	40
TOTAL	36/9	34	431	12.7	3	40

* at Mississippi

JACKSON'S CAREER RUSHING STATS

Year	G/S	No	Yds	Avg	TD	Lg
2022	10/5	3	29	9.7	0	14
TOTAL	36/9	3	29	9.7	0	14



JORDAN WRIGHT

S • 5-11 • 178 • Jr.-RS
Memphis, Tenn. • Fullerton College

- Has played in 9 games this season.
- Set a career high with 2 tackles vs. Baylor.
- Redshirted the 2022 season after transferring from Fullerton College.

WRIGHT'S GAME-BY-GAME STATS

Date	Opponent	UA-AT-TT	TFL	SACK	INT	PD	F/R
12/31/22	vs. Alabama	1-0-1	0.0-0	0.0-0	0	0	0/0
10/14/23	at Texas Tech	1-0-1	0.0-0	0.0-0	0	0	0/0
10/21/23	TCU	0-1-1	0.0-0	0.0-0	0	1	0/0
10/28/23	HOUSTON	1-0-1	0.0-0	0.0-0	0	0	0/0
11/11/23	BAYLOR	1-1-2	0.0-0	0.0-0	0	1	0/0

Bold Italics denotes career high

WRIGHT'S CAREER STATS

Year	G/S	UA-AT-TT	TFL	SACK	INT	PD	F/R
2022	3/0	1-0-1	0.0-0	0.0-0	0	0	0/0
2023	9/0	3-2-5	0.0-0	0.0-0	0	2	0/0
TOTAL	12/0	4-2-6	0.0-0	0.0-0	0	2	0/0



JAYCE BROWN

WR • 5-11 • 174 • Fr.-HS
Fort Walton Beach, Fla. • Choctawhatchee

- Has played in 7 games this season, with starts in each of the last 3 games.
- The first true FR WR to start a game for the Wildcats since 2019 (Joshua Youngblood).
- Has 220 receiving yds this year, 93 yds shy of entering K-State's top-5 list for receiving yds by a FR.
- Had a breakout performance vs. TCU when he had 4 catches for 88 yds and his first-career TD.
- His 88 rec yds vs. TCU were the most by a K-State true FR since Deuce Vaughn went for 129 yds at Oklahoma in 2020.
- Father, Don, was selected in the 1985 MLB Draft by Cincinnati.
- Sister, Brittany, played basketball at Florida State and currently plays professionally overseas, while another sister, Gabby, played basketball at East Tennessee State and West Florida.

BROWN'S GAME-BY-GAME RECEIVING

Date	Opponent	No	Yds	TD	LG
9/2/23	SEMO	1	15	0	15
10/14/23	at Texas Tech	1	21	0	21
10/21/23	TCU	4	88	1	43
10/28/23	HOUSTON*	2	13	0	8
11/4/23	at Texas*	4	77	1	32
11/11/23	BAYLOR*	1	6	0	6

* denotes game started; **Bold Italics** denotes career high

BROWN'S GAME-BY-GAME RUSHING

Date	Opponent	No	Yds	TD	LG
9/2/23	SEMO	1	0	0	0
10/21/23	TCU	1	1	0	1
10/28/23	HOUSTON*	2	2	0	2

* denotes game started; **Bold Italics** denotes career high

BROWN'S CAREER RECEIVING STATS

Year	G/S	No	Yds	Avg	TD	Lg
2022	7/3	13	220	16.9	2	43
TOTAL	7/3	13	220	16.9	2	43

BROWN'S CAREER RUSHING STATS

Year	G/S	No	Yds	Avg	TD	Lg
2022	7/3	4	3	0.8	0	2
TOTAL	7/3	4	3	0.8	0	2



KEENAN GARBER

CB • 6-0 • 184 • Sr.-3L
Lawrence, Kan. • Lawrence

- Has earned his first 4 career starts this season.
- Recorded his first-career INT vs. Baylor, one he returned 45 yds for a TD as he is tied for 2nd in the Big 12 in INT return TDs.
- It was the Wildcats' first pick-six of the year.
- Had a career-high 5 tackles at Texas Tech, while he produced a career-best 2 passes defended vs. TCU.
- Spent the first 31 games of his career as a reserve WR before switching to CB the week of the 2022 Big 12 Championship (a game in which he saw action on 21 defensive snaps).



GARBER'S GAME-BY-GAME STATS

Date	Opponent	UA-AT-TT	TFL	SACK	INT	PD	F/R
12/3/22	vs. TCU	1-0-1	0.0-0	0.0-0	0	0	0/0
9/2/23	SEMO	2-0-2	0.0-0	0.0-0	0	0	0/0
9/16/23	at Missouri	2-1-3	0.0-0	0.0-0	0	0	0/0
9/23/23	UCF	1-0-1	0.0-0	0.0-0	0	0	0/0
10/6/23	at Oklahoma St.*	2-0-2	1.0-2	0.0-0	0	1	0/0
10/14/23	at Texas Tech*	5-0-5	0.0-0	0.0-0	0	0	0/0
10/21/23	TCU*	2-0-2	0.0-0	0.0-0	0	2	0/0
10/28/23	HOUSTON*	2-0-2	0.0-0	0.0-0	0	0	0/0
11/4/23	at Texas	1-0-1	0.0-0	0.0-0	0	0	0/0
11/11/23	BAYLOR	2-0-2	0.0-0	0.0-0	1	2	0/0

* denotes game started; **Bold Italics** denotes career high

GARBER'S CAREER STATS

Year	G/S	UA-AT-TT	TFL	SACK	INT	PD	F/R
2022	14/0	1-0-1	0.0-0	0.0-0	0	0	0/0
2023	10/4	19-1-20	1.0-2	0.0-0	1	5	0/0
TOTAL	43/4	20-1-21	1.0-2	0.0-0	1	5	0/0



KOBE SAVAGE

S • 5-11 • 207 • Sr.-1L
Paris, Texas • Tyler JC

- ★ Big 12 Defensive Player of the Week (Texas Tech)
- ★ Chuck Bednarik Award watch list
- ★ Bronko Nagurski Award watch list
- ★ Jim Thorpe Award watch list
- ★ Preseason All-Big 12 (media)

- Started the first 10 games of 2022 before an injury ended his season, while he has started all 10 games this year.
- Recorded a career-high 2 INTs at Texas Tech, the first Wildcat with a multi-interception game since Kevion McGee had 2 at Iowa State in 2018 en route to Big 12 Defensive Player of the Week honors... The first K-State safety with multiple picks in a game since Travis Green vs. Texas Tech in 2014.
- It is one of 10 games in the Big 12 this season with 2 picks, tied for the 4th most in a game nationally this year.
- Ranks 11th nationally among active players in career INTs/gm (0.25), while he ranks 25th in solo tackles per game (3.85).
- Voted a team captain for the 2023 season.

SAVAGE'S GAME-BY-GAME STATS

Date	Opponent	UA-AT-TT	TFL	SACK	INT	PD	F/R
9/3/22	SOUTH DAKOTA*	2-0-2	1.0-4	0.0-0	0	0	0/0
9/10/22	MISSOURI*	2-1-3	0.0-0	0.0-0	1	1	0/0
9/17/22	TULANE*	7-0-7	0.0-0	0.0-0	1	1	0/0
9/24/22	at Oklahoma*	8-3-11	0.0-0	0.0-0	0	0	0/0
10/1/22	TEXAS TECH*	8-1-9	1.0-2	0.0-0	0	0	1/0
10/8/22	at Iowa State*	4-1-5	0.0-0	0.0-0	0	0	0/0
10/22/22	at TCU*	3-3-6	0.0-0	0.0-0	0	0	0/0
10/29/22	OKLAHOMA STATE*	4-0-4	0.0-0	0.0-0	0	0	0/0
11/5/22	TEXAS*	5-3-8	1.0-5	0.0-0	0	0	0/0
11/12/22	at Baylor*	2-1-3	0.0-0	0.0-0	1	1	0/0
9/2/23	SEMO*	3-2-5	1.0-1	0.0-0	0	0	0/0
9/9/23	TROY*	2-1-3	0.0-0	0.0-0	0	0	0/0
9/16/23	at Missouri*	8-0-8	1.0-4	0.0-0	0	0	0/0
9/23/23	UCF*	2-0-2	0.0-0	0.0-0	0	0	0/0
10/6/23	at Oklahoma St.*	4-4-8	0.5-1	0.0-0	0	0	0/0
10/14/23	at Texas Tech*	4-3-7	0.0-0	0.0-0	2	2	0/0
10/21/23	TCU*	2-3-5	0.0-0	0.0-0	0	0	0/0
10/28/23	HOUSTON*	4-1-5	0.0-0	0.0-0	0	0	0/0
11/4/23	at Texas*	2-4-6	0.0-0	0.0-0	0	0	0/0
11/11/23	BAYLOR*	1-1-2	0.0-0	0.0-0	0	0	0/0

* denotes game started; **Bold Italics** denotes career high

SAVAGE'S CAREER STATS

Year	G/S	UA-AT-TT	TFL	SACK	INT	PD	F/R
2022	10/10	45-13-58	3.0-11	0.0-0	3	3	1/0
2023	10/10	32-19-51	2.5-6	0.0-0	2	2	0/0
TOTAL	20/20	77-32-109	5.5-17	0.0-0	5	5	1/0



RJ GARCIA II

WR • 6-0 • 176 • So.-1L
Tampa, Fla. • Berkeley Prep

- A young WR who has played in each of the last 24 games dating back to last year, including 4 starts this season.
- Set career highs in catches, yds and long catch vs. SEMO.
- Also played basketball at Berkeley Prep under his dad, Renaldo Garcia, who was starting guard for the Florida basketball team, helping the Gators earn their first SEC Championship in 1989.

GARCIA II'S GAME-BY-GAME RECEIVING

Date	Opponent	No	Yds	TD	LG
11/6/21	at Kansas	1	6	0	6
9/3/22	SOUTH DAKOTA	1	17	0	17
9/24/22	at Oklahoma	1	7	0	7
11/5/22	TEXAS	2	9	0	6
11/12/22	at Baylor	1	10	0	10
12/3/22	vs. TCU	2	27	1	25
9/2/23	SEMO*	5	119	1	44
9/9/23	TROY*	3	31	0	11
9/16/23	at Missouri*	2	18	0	13
10/6/23	at Oklahoma State*	1	2	0	2
10/14/23	at Texas Tech	1	8	0	8
10/28/23	HOUSTON	1	4	0	4
11/11/23	BAYLOR	1	2	0	2

* denotes game started; **Bold Italics** denotes career high

GARCIA II'S GAME-BY-GAME RUSHING

Date	Opponent	No	Yds	TD	LG
11/6/21	at Kansas	1	3	0	3
11/13/21	WEST VIRGINIA	1	-3	0	0

Bold Italics denotes career high

GARCIA II'S CAREER RECEIVING STATS

YEAR	G/S	NO	YDS	AVG	TD	LG
2021	3/0	1	6	6.0	0	6
2022	14/0	7	70	10.0	1	25
2023	10/4	14	184	13.1	1	44
TOTAL	27/4	22	260	11.8	2	44

GARCIA II'S CAREER RUSHING STATS

YEAR	G/S	NO	YDS	AVG	TD	LG
2021	3/0	2	0	0.0	0	3
TOTAL	27/4	2	0	0.0	0	3

5



JUSTICE JAMES

CB • 5-10 • 199 • Jr.-RS
West Columbia, Texas • Tyler JC

- Has seen action in 8 games this year, primarily on special teams.
- Set a career high with 3 tackles vs. Baylor, a game in which he carded his first-career pass breakup.
- Redshirted the 2022 season after transferring in from Tyler JC.
- Played at Tyler JC with current Wildcat safety **Kobe Savage**.

JAMES' GAME-BY-GAME STATS

Date	Opponent	UA-AT-TT	TFL	SACK	INT	PD	F/R
9/2/23	SEMO	1-0-1	1.0-2	0.0-0	0	0	0/0
10/21/23	TCU	1-0-1	0.0-0	0.0-0	0	0	0/0
10/28/23	HOUSTON	1-0-1	0.0-0	0.0-0	0	0	0/0
11/4/23	at Texas	1-0-1	0.0-0	0.0-0	0	0	0/0
11/11/23	BAYLOR	2-1-3	0.0-0	0.0-0	0	1	0/0

Bold Italics denotes career high

JAMES' CAREER STATS

Year	G/S	UA-AT-TT	TFL	SACK	INT	PD	F/R
2022	8/0	6-1-7	1.0-2	0.0-0	0	1	0/0
TOTAL	8/0	6-1-7	1.0-2	0.0-0	0	1	0/0

5



AVERY JOHNSON

QB • 6-2 • 188 • Fr.-HS
Wichita, Kan. • Maize

- ★ Big 12 Newcomer of the Week (Texas Tech)

- The top dual-threat QB in the Class of 2023 by Rivals who has played in 5 games this year, including a breakout performance at Texas Tech.
- Rushed for 5 TDs vs. the Red Raiders, tied for the most in school history with current K-State OC **Collin Klein** (2011 vs. Texas Tech) and Jonathan Beasley (2000 vs. North Texas).
- It was the most rushing TDs by a true FR nationally since Oklahoma's Samaje Perine also had 5 vs. Kansas in 2014.
- It was the most ever by a Big 12 true FR QB and the most nationally by a true FR QB since at least 1995.
- Is the only player in the nation this year with at least 5 rushing TDs.
- Has 6 rushing TDs this year, which ranks 3rd among all true FR and tops among true FR QBs.
- One of 2 starting QBs vs. TCU as he was the first K-State true FR QB to start a game since **Will Howard** started the final 7 games of 2020 and just the 2nd since Josh Freeman started the final 8 games of 2006.
- Came to K-State after being rated the 77th-best player overall in the Class of 2023 by ESPN, while he was ranked as the top player in the state of Kansas by 247Sports, ESPN and On3.
- Competed in the Elite 11 Finals in the summer of 2022, K-State's first Elite 11 QB since Josh Freeman in 2005.
- Selected to play in the U.S. Army Bowl in Frisco, Texas, in addition to the Under Armour All-America Game in Orlando, Florida.
- Named the Kansas Gatorade Player of the Year and the MaxPreps Kansas Player of the Year in 2022.

JOHNSON'S GAME-BY-GAME PASSING

Date	Opponent	C-A-I	Yds	TD	LG
9/2/23	SEMO	3-4-0	55	0	24
10/14/23	at Texas Tech	8-9-0	77	0	21
10/21/23	TCU*	5-10-0	90	1	43
10/28/23	HOUSTON	5-6-0	46	1	21
11/4/23	at Texas	0-1-0	0	0	0
11/11/23	BAYLOR	2-5-0	33	1	28

*denotes game started; **Bold Italics** denotes career high

JOHNSON'S GAME-BY-GAME RUSHING

Date	Opponent	No	Yds	TD	LG
9/2/23	SEMO	5	32	1	15
9/16/23	at Missouri	5	32	0	11
10/14/23	at Texas Tech	13	90	5	30
10/21/23	TCU*	16	73	0	23
10/28/23	HOUSTON	4	-5	0	5
11/4/23	at Texas	1	-1	0	0
11/11/23	BAYLOR	1	4	0	4

*denotes game started; **Bold Italics** denotes career high

JOHNSON'S CAREER PASSING STATS

Year	G/S	C-A-I	Pct.	Yds	TD	Lg	Eff.
2022	7/1	23-35-0	65.7	301	3	43	166.2
TOTAL	7/1	23-35-0	65.7	301	3	43	166.2

JOHNSON'S CAREER RUSHING STATS

Year	G/S	NO	YDS	AVG	TD	LG
2023	7/1	45	225	5.0	6	30
TOTAL	7/1	45	225	5.0	6	30



WILL LEE III

CB • 6-3 • 185 • So.-TR
Kirkwood, Mo. • Iowa Western CC

- Started each of the first 5 games before missing the Texas Tech contest due to injury.
- Has played in the last 3 games, including a start at Texas in which he set a career high with 9 tackles and recovered a fumble.
- Also started vs. Baylor when he tied his career high with 2 pass pickups.
- Spent one year at Iowa Western CC where he was viewed as the 15th-best overall CC prospect in the Class of 2023 by On3, while the organization rated him the 3rd-best CC CB.
- Also ranked No. 24 among all CC prospects by ESPN.
- Earned NJCAA First Team All-America honors in 2022.

LEE III'S GAME-BY-GAME STATS

Date	Opponent	UA-AT-TT	TFL	SACK	INT	PD	F/R
9/2/23	SEMO*	4-1-5	0.0-0	0.0-0	0	0	0/0
9/9/23	TROY*	5-1-6	1.5-2	0.0-0	1	1	0/0
9/16/23	at Missouri*	1-1-2	0.0-0	0.0-0	0	1	0/0
9/23/23	UCF*	1-1-2	0.0-0	0.0-0	0	1	0/0
10/6/23	at Oklahoma St.*	5-3-8	0.0-0	0.0-0	0	0	0/0
10/21/23	TCU	3-1-4	0.0-0	0.0-0	0	0	0/0
10/28/23	HOUSTON	3-0-3	0.0-0	0.0-0	1	2	1/0
11/4/23	at Texas*	7-2-9	0.0-0	0.0-0	0	1	0/1
11/11/23	BAYLOR*	1-0-1	0.0-0	0.0-0	0	2	0/0

*denotes game started; **Bold Italics** denotes career high

LEE III'S CAREER STATS

Year	G/S	UA-AT-TT	TFL	SACK	INT	PD	F/R
2023	9/7	30-10-40	1.5-2	0.0-0	2	8	1/1
TOTAL	9/7	30-10-40	1.5-2	0.0-0	2	8	1/1

TRESHAUN WARD

RB • 5-10 • 194 • Sr.-TR
Plant City, Fla. • Florida State Univ.

- Doak Walker watch list
- Senior Bowl watch list
- Preseason Big 12 Newcomer of the Year (media)
- Top 100 Transfers for 2023 – No. 37 (*The Athletic*)

- Played in 26 career games with 6 starts over parts of 4 seasons at Florida State before transferring to K-State in the spring.
- Rushed for a season-high 118 yds at Texas Tech, his first 100-yd game as a Wildcat and 3rd of his career.
- Has also served as the primary kickoff returner 4 times this year.
- Threw a TD pass to Will Howard in the 2023 season opener, the first K-State non-QB to throw a TD pass since Alex Barnes in 2017 vs. Iowa State.
- One of 4 players nationally – with one of the others being Will Howard – to have a pass TD, rush TD and rec TD this season.
- Was the Seminoles' second-leading rusher in 2022 with 649 yds and 7 TDs en route to All-ACC Honorable Mention accolades.

WARD'S GAME-BY-GAME RUSHING

Date	Opponent	No	Yds	TD	LG
12/31/19	vs. Arizona State	10	44	0	11
12/12/20	DUKE	2	54	1	28
9/5/21	NOTRE DAME	11	76	1	19
9/11/21	JACKSONVILLE STATE	8	45	0	17
9/18/21	at Wake Forest	6	48	0	22
9/25/21	LOUISVILLE	10	50	1	20
10/2/21	SYRACUSE	2	66	0	65
10/9/21	at North Carolina	12	77	0	17
10/23/21	MASSACHUSETTS	8	57	1	23
10/30/21	at Clemson	5	21	0	11
11/6/21	NC STATE	2	4	0	4
11/13/21	MIAMI	9	21	0	7
11/20/21	at Boston College	4	25	0	18
11/27/21	at Florida	4	25	1	19
8/27/22	DUQUESNE*	14	127	2	21
9/4/22	vs. LSU*	16	49	0	8
9/16/22	at Louisville*	10	126	0	46
9/24/22	BOSTON COLLEGE*	14	48	1	22
10/1/22	WAKE FOREST*	13	87	0	30
10/8/22	at NC State*	5	51	0	39
11/12/22	at Syracuse	5	13	0	5
11/19/22	LOUISIANA	4	37	2	36
11/25/22	FLORIDA	4	9	0	8
12/29/22	vs. Oklahoma	10	81	2	38
9/2/23	SEMO	11	56	1	17
9/9/23	TROY	16	58	0	20
9/16/23	at Missouri	9	46	0	14
10/6/23	at Oklahoma State	9	59	1	11
10/14/23	at Texas Tech	15	118	0	18
10/21/23	TCU	17	89	0	14
10/28/23	HOUSTON	10	32	1	9
11/4/23	at Texas	9	30	0	7
11/11/23	BAYLOR	10	44	1	9

2019-22 Seasons at Florida State

*denotes game started; **Bold Italics** denotes career high

WARD'S GAME-BY-GAME RECEIVING

Date	Opponent	No	Yds	TD	LG
12/12/20	DUKE	1	6	0	6
9/18/21	at Wake Forest	3	34	1	19
9/25/21	LOUISVILLE	3	26	0	11
10/2/21	SYRACUSE	5	29	0	10
10/9/21	at North Carolina	2	10	0	7
11/6/21	NC STATE	2	12	0	6

11/13/21	MIAMI	2	56	0	30
11/20/21	at Boston College	2	26	0	21
11/27/21	at Florida	2	-8	0	0
9/4/22	vs. LSU*	1	6	0	6
9/16/22	at Louisville*	2	-8	0	0
10/1/22	WAKE FOREST*	2	14	0	7
11/19/22	LOUISIANA	1	7	0	7
9/9/23	TROY	2	11	1	10
9/16/23	at Missouri	5	61	0	33
10/21/23	TCU	3	17	1	7
10/28/23	HOUSTON	3	15	0	9
11/4/23	at Texas	2	12	0	9

2019-22 Seasons at Florida State

*denotes game started; **Bold Italics** denotes career high

WARD'S GAME-BY-GAME KICKOFF RETURNS

Date	Opponent	No	Yds	TD	LG
10/30/21	at Clemson	1	26	0	26
11/6/21	NC STATE	1	20	0	20
10/14/23	at Texas Tech	1	16	0	16
11/11/23	BAYLOR	3	70	0	38

2019-22 Seasons at Florida State

Bold Italics denotes career high

WARD'S GAME-BY-GAME PUNT RETURNS

Date	Opponent	No	Yds	TD	LG
10/30/21	at Clemson	1	11	0	11

2019-22 Seasons at Florida State

Bold Italics denotes career high

WARD'S CAREER RUSHING STATS

Year	G/S	NO	YDS	AVG	TD	LG
2019*	2/0	10	44	4.4	0	11
2020*	2/0	2	54	27.0	1	28
2021*	12/0	81	515	6.4	4	65
2022*	10/6	95	628	6.6	7	46
2023	9/0	106	532	5.0	4	20
TOTAL	35/6	294	1,773	6.0	16	65

*at Florida State

WARD'S CAREER RECEIVING STATS

Year	G/S	NO	YDS	AVG	TD	LG
2020*	2/0	1	6	6.0	0	6
2021*	12/0	21	185	8.8	1	30
2022*	10/6	6	19	3.2	0	7
2023	9/0	15	116	7.7	2	33
TOTAL	35/6	43	326	7.6	3	33

*at Florida State

WARD'S CAREER KICKOFF RETURN STATS

Year	G	NO	YDS	AVG	TD	LG
2021*	12	2	46	23.0	0	26
2023	9	4	86	21.5	0	38
TOTAL	35	6	132	22.0	0	38

*at Florida State



KEAGAN JOHNSON

WR • 6-0 • 193 • So.-TR
Bellevue, Neb. • Univ. of Iowa

- College Football Comeback Player of the Year watch list
- Top 100 Transfers for 2023 – No. 67 (*The Athletic*)

- A transfer from Iowa who joined the Wildcats for spring practices.
- Has played in 8 games with 3 starts, including starts in each of the last 2 contests.



- Had his best game as a Wildcat at Texas, hauling in a career-high 7 passes for 70 yds and his first TD of the season.
- Redshirted in 2022 at Iowa after seeing time in only 2 games due to injury.
- Rated as an athlete by On3, which placed him No. 19 nationally in the Class of 2021.

JOHNSON'S GAME-BY-GAME RECEIVING

Date	Opponent	No	Yds	TD	LG
9/25/21	COLORADO STATE	2	92	1	49
10/9/21	PENN STATE*	2	45	0	42
10/16/21	PURDUE*	2	50	0	38
10/30/21	at Wisconsin*	2	27	0	18
11/6/21	at Northwestern*	5	68	0	26
11/13/21	MINNESOTA*	2	34	1	27
11/20/21	ILLINOIS*	1	12	0	12
11/26/21	at Nebraska*	1	11	0	11
12/4/21	vs. Michigan*	1	13	0	13
9/17/22	NEVADA	2	11	0	7
9/23/22	TROY	3	25	0	17
9/16/23	at Missouri	1	2	0	2
9/23/23	UCF	2	15	0	9
10/6/23	at Oklahoma State	2	31	0	20
11/4/23	at Texas*	7	70	1	20
11/11/23	BAYLOR*	3	31	0	13

2021-22 Seasons at Iowa

*denotes game started; **Bold Italics** denotes career high

JOHNSON'S GAME-BY-GAME RUSHING

Date	Opponent	No	Yds	TD	LG
10/30/21	at Wisconsin*	1	12	0	12
11/13/21	MINNESOTA*	1	0	0	0
11/26/21	at Nebraska*	1	-4	0	0
9/16/23	at Missouri	1	4	0	4
10/14/23	at Texas Tech	1	13	0	13
10/21/23	TCU*	2	6	0	6
11/4/23	at Texas*	1	2	0	2
11/11/23	BAYLOR*	1	1	0	1

2021-22 Seasons at Iowa

*denotes game started; **Bold Italics** denotes career high

JOHNSON'S CAREER RECEIVING STATS

YEAR	G/S	NO	YDS	AVG	TD	LG
2021*	13/9	18	352	19.6	2	49
2022*	2/0	2	11	5.5	0	7
2023	8/3	18	174	9.7	1	20
TOTAL	23/12	38	537	14.1	3	49

* at Iowa

JOHNSON'S CAREER RUSHING STATS

YEAR	G/S	NO	YDS	AVG	TD	LG
2021*	13/9	3	8	2.7	0	12
2023	8/3	6	26	4.3	0	13
TOTAL	23/12	9	34	3.8	0	13

* at Iowa



JACOB PARRISH

CB • 5-10 • 183 • So.-1L
Olathe, Kan. • Olathe North

- One of the top CBs in the Big 12 who enters the week ranked 6th nationally and 3rd in the league in passes defended (1.3/gm).
- Also ranks 31st in the country and 6th in the Big 12 with 3 INTs.
- Had 2 INTs at Texas, the 2nd Wildcat this year with 2 picks in a game.
- Recorded his first-career TFL vs. Baylor.
- Recorded at least one pass breakup in 8 of his 9 games played this year and 10 of his last 13 games dating back to last year.

- Set a career high in tackles at Texas Tech and tied that mark vs. TCU and at Texas.
- Started the first 4 games of the year and missed the Oklahoma State game due to injury, but returned the start the last 5 contests.
- Older brother, Jevon, is a wrestler at Nebraska

PARRISH'S GAME-BY-GAME STATS

Date	Opponent	UA-AT-TT	TFL	SACK	INT	PD	F/R
9/3/22	SOUTH DAKOTA	1-0-1	0.0-0	0.0-0	0	0	0/0
10/1/22	TEXAS TECH	1-0-1	0.0-0	0.0-0	0	0	0/0
10/22/22	at TCU	0-1-1	0.0-0	0.0-0	0	1	0/0
10/29/22	OKLAHOMA STATE	2-0-2	0.0-0	0.0-0	0	0	0/0
11/5/22	TEXAS	1-0-1	0.0-0	0.0-0	0	0	0/1
11/12/22	at Baylor	1-0-1	0.0-0	0.0-0	0	0	0/0
11/19/22	at West Virginia	2-1-3	0.0-0	0.0-0	0	1	0/0
12/3/22	vs. TCU	3-1-4	0.0-0	0.0-0	0	1	0/0
9/2/23	SEMO*	3-0-3	0.0-0	0.0-0	0	1	0/0
9/9/23	TROY*	3-0-3	0.0-0	0.0-0	0	2	0/0
9/16/23	at Missouri*	3-1-4	0.0-0	0.0-0	0	1	0/0
9/23/23	UCF*	0-0-0	0.0-0	0.0-0	1	2	0/0
10/14/23	at Texas Tech*	5-1-6	0.0-0	0.0-0	0	1	0/0
10/21/23	TCU*	5-1-6	0.0-0	0.0-0	0	1	0/0
10/28/23	HOUSTON*	1-0-1	0.0-0	0.0-0	0	1	0/0
11/4/23	at Texas*	4-2-6	0.0-0	0.0-0	2	3	0/0
11/11/23	BAYLOR*	4-0-4	1.0-1	0.0-0	0	0	0/0

Bold Italics denotes career high

PARRISH'S CAREER STATS

Year	G/S	UA-AT-TT	TFL	SACK	INT	PD	F/R
2022	14/0	11-3-14	0.0-0	0.0-0	0	3	0/1
2023	9/9	28-5-33	1.0-1	0.0-0	3	12	0/0
TOTAL	23/9	39-8-47	1.0-1	0.0-0	3	15	0/1



SETH PORTER

WR • 5-8 • 170 • Sr.-4L
Friendswood, Texas • Clear Springs

- In the midst of his 6th season as his 58 career games rank 3rd in school history behind **Phillip Brooks** (63) and **Randen Plattner** (59).
- One of the team's top special teams contributors throughout his career who has also served as a reserve WR.
- Hauled in his first-career TD vs. Houston, which came in his 56th career game played.
- Was stellar at Texas Tech, recording 2 tackles on kickoff coverage at the 14- and 17-yd lines, while he downed a punt at the 1-yd line.
- Tied for 2nd on the team with 4 special teams tackles this year, 3 of which have come on kickoff coverage.
- Voted a team captain for the 2023 season.

PORTER'S GAME-BY-GAME RECEIVING

Date	Opponent	No	Yds	TD	LG
9/7/19	BOWLING GREEN	1	12	0	12
9/10/22	MISSOURI	1	7	0	7
9/23/23	UCF	1	16	0	16
10/28/23	HOUSTON	1	7	1	7

Bold Italics denotes career high

PORTER'S GAME-BY-GAME RUSHING

Date	Opponent	No	Yds	TD	LG
11/7/20	OKLAHOMA STATE	1	1	0	1

Bold Italics denotes career high

PORTER'S GAME-BY-GAME KICKOFF RETURNS

Date	Opponent	No	Yds	TD	LG
11/7/20	OKLAHOMA STATE	1	24	0	24
10/30/21	TCU	1	0	0	0
11/13/21	WEST VIRGINIA	1	11	0	11
12/3/22	vs. TCU	1	26	0	26
9/9/23	TROY	1	18	0	18
9/23/23	UCF	2	35	0	19

Bold Italics denotes career high

PORTER'S CAREER RECEIVING STATS

YEAR	G/S	NO	YDS	AVG	TD	LG
2019	13/0	1	12	12.0	0	12
2022	14/0	1	7	7.0	0	7
2023	10/0	2	23	11.5	1	16
TOTAL	58/0	4	42	10.5	1	16

PORTER'S CAREER RUSHING STATS

YEAR	G/S	NO	YDS	AVG	TD	LG
2020	9/0	1	1	1.0	0	1
TOTAL	58/0	1	1	1.0	0	1

PORTER'S CAREER KICKOFF RETURN STATS

YEAR	G	NO	YDS	AVG	TD	LG
2020	9	1	24	24.0	0	24
2021	12	2	11	5.5	0	11
2022	14	1	26	26.0	0	26
2023	10	3	53	17.7	0	19
TOTAL	58	7	114	16.3	0	26



CHRIS TENNANT

K • 6-5 • 222 • Jr.-2L
Shawnee, Kan. • Mill Valley

- Has served as the primary place kicker for parts of the last 3 years.
- Ranks 2nd in the Big 12 in PATs made (46), while he is 8th in the league in scoring (7.3 pts/gm).
- Tied for 5th in school history with 2 FGs of 50 or more yds.
- Ranks 9th in school history with 85 career PATs, while he is 10th for a season.
- Connected on a 51-yd FG in the 2023 opener vs. SEMO to tie his career long originally set at Texas in 2021, the latter tying for the longest by a true FR in school history.
- Set a new career high with 8 extra points made vs. Baylor, which was tied for 5th in school history for a single game.

TENNANT'S GAME-BY-GAME KICKING

Date	Opponent	FGM-A	Sequence	XPM-A
10/30/21	TCU	1-1	(42)	4-4
11/6/21	at Kansas	0-1	24	5-5
11/13/21	WEST VIRGINIA	2-3	(32), 26, (25)	4-4
11/20/21	BAYLOR	1-2	(28), 39	1-1
11/25/21	at Texas	1-1	(51)	2-2
9/3/22	SOUTH DAKOTA	0-1	43	4-5
9/10/22	MISSOURI	2-3	(35), 31, (37)	4-5
9/17/22	TULANE	1-1	(22)	1-1
9/24/22	at Oklahoma	2-2	(23), (29)	5-5
10/1/22	TEXAS TECH	3-3	(29), (26), (32)	4-4
10/8/22	at Iowa State	1-2	33, (30)	1-1
10/22/22	at TCU	0-2	44, 40	4-4
9/2/23	SEMO	1-1	(51)	5-5
9/9/23	TROY	0-0		6-6
9/16/23	at Missouri	2-3	55, (46), (26)	3-3
9/23/23	UCF	1-2	26, (30)	5-6
10/6/23	at Oklahoma State	0-0		1-1



10/14/23	at Texas Tech	1-1	(47)	5-5
10/21/23	TCU	2-2	(27), (40)	5-5
10/28/23	HOUSTON	0-0		5-5
11/4/23	at Texas	1-2	27, (45)	3-3
11/11/23	BAYLOR	1-1	(33)	8-8

(I) Indicates made FG

Bold Italics denotes career high

TENNANT'S CAREER STATS

Year	FGM-A	PCT.	1-19	20-29	30-39	40-49	50+
2021	5-8	62.5	0-0	2-4	1-2	1-1	1-1
2022	9-14	64.3	0-0	5-5	4-6	0-3	0-0
2023	9-12	75.0	0-0	2-4	2-2	4-4	1-2
TOTAL	23-34	67.6	0-0	9-13	7-10	5-8	2-3



VJ PAYNE

S • 6-3 • 200 • So.-1L
Gainesville, Ga. • Buford

- Has started every game this year and 13-straight games dating back to last season.
- Carded his first-career INT at Texas Tech, a one-handed pick that led to a K-State TD on the next play.
- Has a pass defended in 3 of the last 5 games.
- Played in every game in 2022 with 4 starts, including the season opener vs. South Dakota, the Big 12 Championship vs. TCU and the Sugar Bowl vs. Alabama.
- Was the first Wildcat true FR to start a season opener since TE Jeron Mastrud in 2006 and the first on defense since at least 1988.

PAYNE'S GAME-BY-GAME STATS

Date	Opponent	UA-AT-TT	TFL	SACK	INT	PD	F/R
9/17/22	TULANE	0-1-1	0.0-0	0.0-0	0	0	0/0
9/24/22	at Oklahoma	1-0-1	0.0-0	0.0-0	0	0	0/0
10/8/22	at Iowa State	0-1-1	0.0-0	0.0-0	0	0	0/0
11/19/22	at West Virginia	1-1-2	0.0-0	0.0-0	0	0	0/0
11/26/22	KANSAS*	7-1-8	0.0-0	0.0-0	0	0	0/0
12/3/22	vs. TCU*	3-1-4	0.0-0	0.0-0	0	0	0/0
12/31/22	vs. Alabama*	6-4-10	1.0-4	1.0-4	0	0	0/0
9/2/23	SEMO*	2-0-2	0.0-0	0.0-0	0	0	0/0
9/9/23	TROY*	5-0-5	0.0-0	0.0-0	0	1	0/0
9/16/23	at Missouri*	2-2-4	1.0-2	0.0-0	0	0	0/0
9/23/23	UCF*	1-0-1	0.0-0	0.0-0	0	0	0/1
10/6/23	at Oklahoma St.*	4-2-6	1.0-3	0.0-0	0	0	0/0
10/14/23	at Texas Tech*	3-0-3	0.0-0	0.0-0	1	1	0/0
10/21/23	TCU*	4-0-4	0.0-0	0.0-0	0	0	0/0
10/28/23	HOUSTON*	2-0-2	0.0-0	0.0-0	0	1	0/0
11/4/23	at Texas*	4-2-6	0.0-0	0.0-0	0	1	0/0
11/11/23	BAYLOR*	4-0-4	0.0-0	0.0-0	0	0	0/0

*denotes game started; **Bold Italics** denotes career high

PAYNE'S CAREER STATS

Year	G/S	UA-AT-TT	TFL	SACK	INT	PD	F/R
2022	14/4	18-9-27	1.0-4	1.0-4	0	0	0/0
2023	10/10	31-6-37	2.0-5	0.0-0	1	4	0/1
TOTAL	24/14	49-15-64	3.0-9	1.0-4	1	4	0/1



COLBY MCCALISTER

S • 5-10 • 193 • Fr.-RS
Houston, Texas • Clear Brook

- Earned his first-career start in his first-career game played during the 2023 season opener vs. SEMO while also serving as a regular member of the playing rotation since then.
- Set a career high with 4 tackles at Texas Tech, a mark he equaled vs. Baylor.
- Moved from CB to S during 2023 spring practices as he originally entered the program regarded as the 87th-best CB in the Class of 2022 by ESPN.

MCCALISTER'S GAME-BY-GAME STATS

Date	Opponent	UA-AT-TT	TFL	SACK	INT	PD	F/R
9/2/23	SEMO*	3-0-3	0.0-0	0.0-0	0	0	0/0
9/16/23	at Missouri	0-1-1	0.5-1	0.0-0	0	0	0/0
9/23/23	UCF*	1-0-1	0.0-0	0.0-0	0	0	0/0
10/6/23	at Oklahoma St.	1-0-1	0.0-0	0.0-0	0	0	0/0
10/14/23	at Texas Tech	3-1-4	0.0-0	0.0-0	0	0	0/0
10/21/23	TCU	2-0-2	0.0-0	0.0-0	0	0	0/0
11/4/23	at Texas	2-0-2	0.0-0	0.0-0	0	0	0/0
11/11/23	BAYLOR	4-0-4	1.0-11	1.0-11	0	0	1/0

*denotes game started; **Bold Italics** denotes career high

MCCALISTER'S CAREER STATS

Year	G/S	UA-AT-TT	TFL	SACK	INT	PD	F/R
2022	10/1	16-2-18	1.5-12	1.0-12	0	0	1/0
TOTAL	10/1	16-2-18	1.5-12	1.0-12	0	0	1/0



MARQUES SIGLE

S • 5-11 • 197 • Jr.-TR
Omaha, Neb. • North Dakota State Univ.

- Has started each of the last 9 games as he transferred to K-State in the spring from North Dakota State after seeing time in 25 games over the previous 3 seasons.
- Set a career high with 2 pass breakups vs. Baylor.
- Blocked a FG at OSU, the Wildcats' first since 2020 at TCU.
- Set a new career high with 8 tackles at Missouri, a mark he equaled at Texas.

SIGLE'S GAME-BY-GAME STATS

Date	Opponent	UA-AT-TT	TFL	SACK	INT	PD	F/R
3/6/21	at Missouri State	0-1-1	0.0-0	0.0-0	0	0	0/0
9/11/21	VALPARAISO	1-1-2	0.0-0	0.0-0	0	0	0/0
9/18/21	at Towson	3-0-3	0.0-0	0.0-0	0	1	1/0
10/30/21	INDIANA STATE	3-1-4	0.0-0	0.0-0	1	1	0/0
11/13/21	at Youngstown St.	2-1-3	0.0-0	0.0-0	0	1	0/0
11/20/21	SOUTH DAKOTA	1-0-1	0.0-0	0.0-0	0	0	0/0
12/4/21	SOUTHERN ILLINOIS	1-1-2	0.0-0	0.0-0	0	1	0/0
12/11/21	E. TENNESSEE STATE	1-1-2	0.0-0	0.0-0	0	1	0/0
12/17/21	JAMES MADISON	2-1-3	0.0-0	0.0-0	0	0	0/0
1/8/22	vs. Montana State	1-2-3	0.0-0	0.0-0	0	0	0/0
9/3/22	DRAKE	2-1-3	0.0-0	0.0-0	1	1	0/0
9/10/22	N. CAROLINA A&T	2-3-5	0.0-0	0.0-0	0	0	0/0
9/17/22	at Arizona	1-0-1	0.0-0	0.0-0	0	0	0/0
9/24/22	at South Dakota	2-0-2	0.0-0	0.0-0	0	0	0/0
10/1/22	YOUNGSTOWN ST.	1-0-1	0.0-0	0.0-0	0	0	0/0
10/8/22	at Indiana State	1-2-3	0.0-0	0.0-0	0	1	0/0

20

10/15/22	SOUTH DAKOTA ST.	2-1-3	1.0-8	1.0-8	0	0	1/0
10/29/22	ILLINOIS STATE	1-1-2	0.0-0	0.0-0	0	1	0/0
11/5/22	at Western Illinois	0-0-0	0.0-0	0.0-0	1	1	0/0
11/12/22	at Southern Illinois	1-4-5	0.0-0	0.0-0	0	1	0/0
11/19/22	NORTH DAKOTA	2-0-2	0.0-0	0.0-0	0	0	0/0
9/9/23	TROY*	2-0-2	0.0-0	0.0-0	0	0	0/0
9/16/23	at Missouri*	6-2-8	1.0-3	0.0-0	0	1	0/0
9/23/23	UCF*	6-0-6	0.0-0	0.0-0	0	0	0/0
10/6/23	at Oklahoma St.*	4-3-7	0.0-0	0.0-0	0	1	0/0
10/14/23	at Texas Tech*	5-1-6	1.0-7	0.0-0	0	1	0/0
10/21/23	TCU*	1-2-3	0.0-0	0.0-0	0	0	0/0
10/28/23	HOUSTON*	5-2-7	1.0-1	0.0-0	0	0	0/0
11/4/23	at Texas*	5-3-8	0.0-0	0.0-0	0	1	0/0
11/11/23	BAYLOR*	4-0-4	0.0-0	0.0-0	0	2	0/0

2020-22 Seasons at North Dakota State

*denotes game started; **Bold Italics** denotes career high

SIGLE'S CAREER STATS

Year	G/S	UA-AT-TT	TFL	SACK	INT	PD	F/R
2020*	1/0	0-1-1	0.0-0	0.0-0	0	0	0/0
2021*	13/0	15-8-23	0.0-0	0.0-0	1	5	1/0
2022*	11/0	15-12-27	1.0-8	1.0-8	2	5	1/0
2023	9/9	38-13-51	3.0-11	0.0-0	0	6	0/0
TOTAL	34/9	68-34-102	4.0-19	1.0-8	3	16	2/0

*at North Dakota State



DANIEL GREEN

LB • 6-3 • 242 • Sr.-3L
Portland, Ore. • Madison

- A 6th-year senior who saw time in 52 career games with 30 starts but is out the remainder of the season with an injury.
- Ranks 21st nationally among active players in career TFLs and 23rd solo stops.
- Finished with 232 career tackles, 18 stops shy of becoming the 27th player in school history with 250 in a career.
- Also recorded 162 solo tackles in his career, 7 shy of entering the school's top-10 list.
- Earned All-Big 12 Honorable Mention accolades in both 2021 and 2022, while he was a First Team Academic All-Big 12 recipient in 2022.
- Voted a team captain in both 2022 and 2023.

GREEN'S GAME-BY-GAME STATS

Date	Opponent	UA-AT-TT	TFL	SACK	INT	PD	F/R
8/31/19	NICHOLLS	0-0-0	0.0-0	0.0-0	0	1	0/0
9/7/19	BOWLING GREEN	4-0-4	1.0-11	1.0-11	0	1	1/0
9/14/19	at Mississippi St.	0-7-7	0.5-1	0.0-0	0	0	0/1
9/28/19	at Oklahoma St.	4-0-4	0.0-0	0.0-0	0	0	0/0
10/5/19	BAYLOR	2-0-2	1.0-4	0.0-0	0	0	0/0
10/19/19	TCU	2-3-5	1.0-1	1.0-1	0	1	0/0
10/26/19	OKLAHOMA	1-1-2	0.0-0	0.0-0	0	0	0/0
11/9/19	at Texas	0-1-1	0.0-0	0.0-0	0	0	0/0
11/16/19	WEST VIRGINIA	1-1-2	0.0-0	0.0-0	0	0	0/0
11/23/19	at Texas Tech	1-2-3	0.0-0	0.0-0	0	0	0/0
12/31/19	vs. Navy	2-1-3	0.0-0	0.0-0	0	0	0/0
9/12/20	ARKANSAS STATE	4-0-4	0.0-0	0.0-0	0	0	0/0
9/26/20	at Oklahoma	0-1-1	0.0-0	0.0-0	0	0	0/0
10/3/20	TEXAS TECH	1-0-1	0.0-0	0.0-0	0	0	0/0
10/10/20	at TCU	3-0-3	1.0-8	1.0-8	0	0	0/0
10/24/20	KANSAS	1-0-1	0.0-0	0.0-0	0	0	0/0
10/31/20	at West Virginia	6-1-7	1.0-2	0.0-0	0	0	0/0
11/7/20	OKLAHOMA STATE	1-1-2	0.0-0	0.0-0	0	0	0/0
11/21/20	at Iowa State*	4-2-6	0.0-0	0.0-0	0	1	0/0
11/28/20	at Baylor*	7-6-13	2.5-3	1.5-2	0	1	0/0
12/5/20	TEXAS	1-0-1	1.0-2	0.0-0	0	0	0/0
9/4/21	vs. Stanford*	4-5-9	0.0-0	0.0-0	0	0	0/0
9/11/21	S. ILLINOIS	4-0-4	0.0-0	0.0-0	0	0	0/1
9/18/21	NEVADA*	9-0-9	1.0-5	1.0-5	0	0	0/0
9/25/21	at Oklahoma St.*	2-1-3	1.0-1	0.0-0	0	0	0/0

22



10/2/21	OKLAHOMA*	2-1-3	1.0-4	0.0-0	0	0	0/0
10/16/21	IOWA STATE*	5-1-6	0.5-2	0.0-0	0	0	0/0
10/23/21	at Texas Tech*	3-3-6	0.0-0	0.0-0	0	0	0/0
10/30/21	TCU*	7-2-9	2.5-11	0.0-0	0	0	0/1
11/6/21	at Kansas*	5-3-8	2.5-5	0.0-0	0	0	0/0
11/13/21	WEST VIRGINIA*	6-0-6	1.0-2	1.0-2	0	0	0/0
11/20/21	BAYLOR*	8-1-9	3.0-20	1.0-8	0	0	0/0
11/26/21	at Texas*	10-1-11	1.5-2	0.0-0	0	0	0/0
1/4/22	vs. LSU*	4-2-6	2.0-6	0.0-0	0	0	0/0
9/3/22	SOUTH DAKOTA*	1-0-1	0.0-0	0.0-0	0	0	0/0
9/10/22	MISSOURI*	6-1-7	1.0-1	0.0-0	1	1	0/0
9/17/22	TULANE*	3-1-4	0.5-1	0.0-0	1	2	0/0
9/24/22	at Oklahoma*	2-2-4	0.0-0	0.0-0	0	0	0/0
10/1/22	TEXAS TECH*	5-0-5	0.0-0	0.0-0	0	1	0/0
10/8/22	at Iowa State*	1-1-2	0.0-0	0.0-0	0	0	0/0
10/22/22	at TCU*	3-1-4	1.0-1	1.0-1	0	0	0/0
11/5/22	TEXAS*	1-3-4	0.0-0	0.0-0	0	0	0/0
11/12/22	at Baylor*	6-0-6	0.0-0	0.0-0	0	0	0/0
11/19/22	at West Virginia*	3-4-7	0.0-0	0.0-0	0	0	0/0
11/26/22	KANSAS*	0-2-2	0.0-0	0.0-0	0	0	0/0
12/23/22	vs. TCU*	6-4-10	0.0-0	0.0-0	0	0	0/0
12/31/22	vs. Alabama*	1-1-2	1.0-11	1.0-11	0	0	0/0
9/3/23	TROY*	3-1-4	0.0-0	0.0-0	0	0	0/0
9/16/23	at Missouri	7-2-9	2.5-8	1.0-7	0	0	0/0

*denotes game started; **Bold Italics** denotes career high

GREEN'S CAREER STATS

Year	G/S	UA-AT-TT	TFL	SACK	INT	PD	F/R
2019	13/0	17-16-33	3.5-17	2.0-12	0	3	1/1
2020	10/2	28-11-39	5.5-15	2.5-10	0	2	0/0
2021	13/12	69-20-89	16.0-58	3.0-15	0	0	0/2
2022	13/13	38-20-58	3.5-14	2.0-12	2	4	0/0
2023	3/3	10-3-13	2.0-8	1.0-7	0	0	0/0
TOTAL	52/30	162-70-232	31.0-112	10.5-56	2	9	1/3



ANTHONY FRIAS II

RB • 5-10 • 212 • So.-RS
Turlock, Calif. • Modesto JC

- Played last season vs. Missouri – retaining his redshirt – in addition to 8 games this year 2023, primarily on special teams.
- Has 4 tackles on kickoff coverage, – tied for the 2nd most on the team – including 3 tackles in the last 2 games.
- Saw his most significant offensive action vs. Houston, rushing 6 times for 15 yds.

FRIAS II'S GAME-BY-GAME RUSHING

Date	Opponent	No	Yds	TD	LG
9/10/22	MISSOURI	1	2	0	2
9/2/23	SEMO	1	6	0	6
9/9/23	TROY	1	2	0	2
9/23/23	UCF	2	8	0	8
10/21/23	TCU	1	3	0	3
10/28/23	HOUSTON	6	15	0	7
11/11/23	BAYLOR	2	8	0	5

Bold Italics denotes career high

FRIAS II'S GAME-BY-GAME RECEIVING

Date	Opponent	No	Yds	TD	LG
9/23/23	UCF	1	5	0	5
10/28/23	HOUSTON	1	-2	0	0

Bold Italics denotes career high

FRIAS II'S CAREER RUSHING STATS

Year	G/S	NO	YDS	AVG	TD	LG
2022	1/0	1	2	2.0	0	2
2023	8/0	13	42	3.2	0	8
TOTAL	9/0	14	44	3.1	0	8

FRIAS II'S CAREER RECEIVING STATS

Year	G/S	NO	YDS	AVG	TD	LG
2023	8/0	2	5	2.5	0	5
TOTAL	9/0	2	5	2.5	0	5



KHALID DUKE

DE • 6-4 • 246 • Sr.-4L
Atlanta, Ga. • Riverside Military Academy

- ★ Senior Bowl watch list

- Enters the week tied for 7th in the Big 12 in sacks (0.50/gm).
- Has started every game this year at DE, a spot he played in both 2019 and 2020 after spending the last 2 seasons at LB.
- Played in all 14 games with 13 starts at LB last year.
- Played in the first 3 games of 2021 prior to a season-ending injury.

DUKE'S GAME-BY-GAME STATS

Date	Opponent	UA-AT-TT	TFL	SACK	INT	PD	F/R
9/7/19	BOWLING GREEN	1-0-1	0.0-0	0.0-0	0	0	0/1
11/2/19	at Kansas	2-0-2	1.0-6	1.0-6	0	0	0/0
11/16/19	WEST VIRGINIA	1-0-1	1.0-8	1.0-8	0	0	0/0
11/23/19	at Texas Tech	0-1-1	0.0-0	0.0-0	0	0	0/0
12/31/19	vs. Navy	1-1-2	1.0-4	0.0-0	0	1	0/0
9/26/20	at Oklahoma*	3-6-9	1.0-3	0.0-0	0	0	0/0
10/3/20	TEXAS TECH*	4-0-4	0.0-0	0.0-0	0	0	0/0
10/10/20	at TCU*	1-0-1	0.0-0	0.0-0	0	0	0/0
10/24/20	KANSAS*	2-0-2	0.0-0	0.0-0	0	0	0/0
10/31/20	at West Virginia*	2-1-3	2.0-6	1.0-4	0	0	0/0
11/7/20	OKLAHOMA ST.*	1-0-1	0.0-0	0.0-0	0	0	0/0
11/21/20	at Iowa State*	2-2-4	0.0-0	0.0-0	0	0	0/0
11/28/20	at Baylor*	2-0-2	0.0-0	0.0-0	0	0	0/0
9/4/21	vs. Stanford	2-2-4	1.0-7	1.0-7	0	0	0/0
9/11/21	S. ILLINOIS	1-1-2	1.0-10	1.0-10	0	0	0/0
9/3/22	SOUTH DAKOTA*	1-0-1	0.0-0	0.0-0	0	0	0/0
9/10/22	MISSOURI*	3-0-3	0.0-0	0.0-0	0	0	0/0
9/17/22	TULANE*	4-0-4	0.0-0	0.0-0	0	0	0/0
9/24/22	at Oklahoma*	1-2-3	0.0-0	0.0-0	0	0	0/0
10/1/22	TEXAS TECH*	5-3-8	3.0-20	3.0-20	0	0	0/0
10/22/22	at TCU*	4-0-4	0.0-0	0.0-0	0	0	0/0
10/29/22	OKLAHOMA STATE	1-0-1	0.0-0	0.0-0	0	0	0/0
11/5/22	TEXAS*	3-1-4	0.0-0	0.0-0	0	0	0/0
11/12/22	at Baylor*	2-0-2	1.0-1	1.0-1	0	0	0/0
11/19/22	at West Virginia*	3-3-6	0.0-0	0.0-0	0	0	0/0
11/26/22	KANSAS*	2-1-3	1.0-4	0.0-0	0	1	0/0
12/3/22	vs. TCU*	2-1-3	0.0-0	0.0-0	0	0	0/0
12/31/22	vs. Alabama*	1-1-2	0.0-0	0.0-0	0	0	0/0
9/2/23	SEMO*	2-0-2	1.0-13	1.0-13	0	0	0/0
9/9/23	TROY*	3-0-3	3.0-17	3.0-17	0	0	1/0
9/16/23	at Missouri*	1-0-1	0.0-0	0.0-0	0	0	0/0
9/23/23	UCF*	2-0-2	2.0-13	1.0-12	0	0	0/0
10/6/23	at Oklahoma St.*	1-1-2	0.0-0	0.0-0	0	0	0/0
10/14/23	at Texas Tech*	1-0-1	1.0-5	1.0-5	0	0	0/0
10/21/23	TCU*	0-1-1	0.0-0	0.0-0	0	0	0/0
10/28/23	HOUSTON*	2-0-2	0.0-0	0.0-0	0	0	0/0
11/4/23	at Texas*	0-1-1	0.0-0	0.0-0	0	0	0/0

*denotes game started; **Bold Italics** denotes career high

DUKE'S CAREER STATS

Year	G/S	UA-AT-TT	TFL	SACK	INT	PD	F/R
2019	7/0	5-2-7	3.0-18	2.0-14	0	1	0/1
2020	9/8	17-9-26	3.0-9	1.0-4	0	0	0/0
2021	3/0	3-3-6	2.0-17	2.0-17	0	0	0/0
2022	14/13	32-12-44	5.0-25	3.0-20	0	1	0/0
2023	10/10	12-3-15	7.0-48	5.0-46	0	0	1/0
TOTAL	43/31	69-29-98	20.0-117	13.0-101	0	2	1/1



JAKE CLIFTON

LB • 6-2 • 222 • So.-1L
Owasso, Okla. • Owasso

- A versatile player who can line up at any of the 3 LB positions, including starts at MLB vs. TCU, Texas and Baylor.
- Missed 2 games earlier this year due to injury.
- Set a new career high with 8 tackles at Texas, while he had TFLs vs. Houston and Texas.

CLIFTON'S GAME-BY-GAME STATS

Date	Opponent	UA-AT-TT	TFL	SACK	INT	PD	F/R
9/3/22	SOUTH DAKOTA	4-0-4	0.0-0	0.0-0	0	0	0/0
10/29/22	OKLAHOMA STATE	3-0-3	0.0-0	0.0-0	0	0	0/0
11/19/22	at West Virginia	1-1-2	0.0-0	0.0-0	0	0	0/0
11/26/22	KANSAS	1-0-1	0.0-0	0.0-0	0	0	0/0
12/3/22	vs. TCU	1-1-2	0.0-0	0.0-0	0	0	0/0
9/23/23	UCF	2-0-2	0.0-0	0.0-0	0	0	0/0
10/6/23	at Oklahoma St.	2-2-4	0.0-0	0.0-0	0	0	0/0
10/14/23	at Texas Tech	2-1-3	0.0-0	0.0-0	0	0	0/0
10/21/23	TCU*	2-1-3	0.0-0	0.0-0	0	0	0/0
10/28/23	HOUSTON	3-0-3	1.0-7	0.0-0	0	0	0/0
11/4/23	at Texas*	5-3-8	1.0-2	0.0-0	0	0	0/0
11/11/23	BAYLOR*	1-0-1	0.0-0	0.0-0	0	0	0/0

Bold Italics denotes career high

CLIFTON'S CAREER STATS

Year	G/S	UA-AT-TT	TFL	SACK	INT	PD	F/R
2022	11/0	10-2-12	0.0-0	0.0-0	0	0	0/0
2023	8/3	17-7-24	2.0-3	0.0-0	0	0	0/0
TOTAL	19/3	27-9-36	2.0-3	0.0-0	0	0	0/0



DJ GIDDENS

RB • 6-1 • 212 • Fr.-RS
Junction City, Kan. • Junction City

- ★ Doak Walker National Running Back of the Week (UCF)
- ★ Big 12 Offensive Player of the Week (UCF)
- Has started every game this year, the first starts of his career.
- Enters the week ranked 23rd nationally and 5th in the Big 12 in rushing yds per carry (6.01) and tied for 6th in rushing TDs.
- Currently ranks 2nd in school history in career rushing yds/carry (5.94) and 4th in season rushing yds/carry.
- Has 859 rushing yds this year, the 5th most by a sophomore in school history and 141 yds shy of producing the 19th 1,000-yd rushing season in school history.
- Leads all Big 12 RBs in receptions, while he is tied for first in receiving TDs and ranks 2nd in receiving yds.
- Set career highs in rushing yds (207), carries (30), rushing TDs (4), receptions (8) and receiving yds (86) vs. UCF en route to Doak Walker National RB of the Week nd Big 12 Offensive Player of the Week honors.
- It was the first 200-yard, 4-TD rushing game in school history, while it was the 22nd occurrence in Big 12 history but just the 2nd since 2015.
- It is one of only 4 games in the nation this year with 200 yds and 4 TDs.
- His 293 yds from scrimmage were the 3rd most in school history and are the most in the Big 12 this season.
- His 38 total touches vs. UCF were the most by a Wildcat since Darren Sproles had 40 vs. Louisiana in 2004.



GIDDENS' GAME-BY-GAME RUSHING

Date	Opponent	No	Yds	TD	LG
9/3/22	SOUTH DAKOTA	6	57	1	16
9/10/22	MISSOURI	2	29	1	28
9/17/22	TULANE	9	46	0	17
9/24/22	at Oklahoma	2	13	0	12
10/8/22	at Iowa State	8	32	0	8
10/22/22	at TCU	4	7	0	4
10/29/22	OKLAHOMA STATE	7	44	1	12
11/5/22	TEXAS	2	14	0	9
11/12/22	at Baylor	13	58	1	17
11/19/22	at West Virginia	12	78	1	49
11/26/22	KANSAS	9	44	1	11
12/3/22	vs. TCU	6	29	0	8
12/31/22	vs. Alabama	9	67	0	30
9/2/23	SEMO*	15	128	0	43
9/9/23	TROY*	12	52	0	17
9/16/23	at Missouri*	9	36	0	10
9/23/23	UCF*	30	207	4	36
10/6/23	at Oklahoma State*	16	65	0	14
10/14/23	at Texas Tech*	12	53	0	18
10/21/23	TCU*	9	85	1	23
10/28/23	HOUSTON*	13	96	2	14
11/4/23	at Texas*	9	22	0	8
11/11/23	BAYLOR*	18	115	0	35

*denotes game started; **Bold Italics** denotes career high

GIDDENS' GAME-BY-GAME RECEIVING

Date	Opponent	No	Yds	TD	LG
9/3/22	SOUTH DAKOTA	1	3	0	3
10/22/22	at TCU	1	26	0	26
10/29/22	OKLAHOMA STATE	1	2	0	2
11/12/22	at Baylor	1	11	0	11
11/26/22	KANSAS	1	8	0	8
12/31/22	vs. Alabama	3	48	0	36
9/9/23	TROY*	1	7	0	7
9/16/23	at Missouri*	3	14	0	13
9/23/23	UCF*	8	86	0	24
10/6/23	at Oklahoma State*	4	28	0	14
10/14/23	at Texas Tech*	1	5	0	5
10/21/23	TCU*	2	75	1	61
10/28/23	HOUSTON*	2	25	0	23
11/4/23	at Texas*	3	23	0	17
11/11/23	BAYLOR*	2	19	1	18

*denotes game started; **Bold Italics** denotes career high

GIDDENS' CAREER RUSHING STATS

YEAR	G/S	NO	YDS	AVG	TD	LG
2022	14/0	89	518	5.8	6	49
2023	10/10	143	859	6.0	7	43
TOTAL	24/10	232	1,377	5.9	13	49

GIDDENS' CAREER RECEIVING STATS

YEAR	G/S	NO	YDS	AVG	TD	LG
2022	14/0	8	98	12.3	0	36
2023	10/10	26	282	10.8	2	61
TOTAL	24/10	34	380	11.2	2	61



DESMOND PURNELL

LB • 5-11 • 224 • So.-1L
Topeka, Kan. • Hayden

- Has played in every game since the beginning of 2022, including starts last year vs. Oklahoma State and every game this year.
- Has 2 fumble recoveries this year – tied for 12th nationally and 2nd in the Big 12 – including one he returned 15 yds for a TD vs. Baylor.
- Set a new career high with 7 tackles vs. UCF with his first-career TFL and first-career forced fumble.
- A former HS safety who has moved to LB in college.

PURNELL'S GAME-BY-GAME STATS

Date	Opponent	UA-AT-TT	TFL	SACK	INT	PD	F/R
9/3/22	SOUTH DAKOTA	1-2-3	0.5-0	0.0-0	0	0	0/0
9/24/22	at Oklahoma	1-1-2	0.5-0	0.0-0	0	0	0/0
10/1/22	TEXAS TECH	1-1-2	0.0-0	0.0-0	0	0	0/0
10/8/22	at Iowa State	0-3-3	0.0-0	0.0-0	0	2	0/0
10/29/22	OKLAHOMA STATE*	1-0-1	0.0-0	0.0-0	0	0	0/0
11/5/22	TEXAS	1-0-1	0.0-0	0.0-0	0	0	0/0
11/19/22	at West Virginia	1-4-5	0.0-0	0.0-0	0	0	0/0
11/26/22	KANSAS	0-0-0	0.0-0	0.0-0	0	0	0/1
12/3/22	vs. TCU	1-0-1	0.0-0	0.0-0	0	0	0/0
12/31/22	vs. Alabama	2-1-3	0.0-0	0.0-0	0	0	0/0
9/9/23	TROY*	1-3-4	0.0-0	0.0-0	0	1	0/0
9/16/23	at Missouri*	3-2-5	0.0-0	0.0-0	0	0	0/0
9/23/23	UCF*	7-0-7	1.0-1	0.0-0	0	0	1/0
10/6/23	at Oklahoma St.*	1-1-2	0.5-1	0.0-0	0	0	0/0
10/14/23	at Texas Tech*	2-2-4	0.0-0	0.0-0	0	0	0/0
10/21/23	TCU*	3-2-5	0.5-4	0.5-4	1	1	0/0
10/28/23	HOUSTON*	2-1-3	0.0-0	0.0-0	0	0	0/1
11/4/23	at Texas*	2-3-5	1.0-2	0.0-0	0	1	0/0
11/11/23	BAYLOR*	4-1-5	0.5-3	0.0-0	0	0	0/1

*denotes game started; **Bold Italics** denotes career high

PURNELL'S CAREER STATS

YEAR	G/S	UA-AT-TT	TFL	SACK	INT	PD	F/R
2022	14/1	9-12-21	1.0-0	0.0-0	0	2	0/1
2023	10/10	25-15-40	3.5-11	0.5-4	1	3	1/2
TOTAL	24/11	34-27-61	4.5-11	0.5-4	1	5	1/3



BRENDAN MOTT

DE • 6-5 • 244 • Sr.-1L
Iowa City, Iowa • Iowa City West

- Has played in every game the last 2 years with 18 starts – including started in every game of 2023 – after battling injuries in 2021.
- Enters the week tied for 2nd in the Big 12 with 2 forced fumbles this season.
- Father, Joe, was an All-Big Ten DE at Iowa and was selected in the 3rd round of the 1989 NFL Draft by the New York Jets, while he also played for the Green Bay Packers and San Francisco 49ers.
- Brother-in-law Nick Niemann is a LB for the Los Angeles Chargers.

MOTT'S GAME-BY-GAME STATS

Date	Opponent	UA-AT-TT	TFL	SACK	INT	PD	F/R
10/24/20	KANSAS	1-0-1	0.0-0	0.0-0	0	0	0/0
9/3/22	SOUTH DAKOTA	2-0-2	1.0-7	1.0-7	0	0	0/0
9/10/22	MISSOURI	2-0-2	1.0-14	0.0-0	0	0	0/0
9/17/22	TULANE	1-1-2	0.0-0	0.0-0	0	0	0/0
9/24/22	at Oklahoma*	0-1-1	0.0-0	0.0-0	0	0	0/0
10/1/22	TEXAS TECH*	2-0-2	0.0-0	0.0-0	0	0	0/0
10/8/22	at Iowa State*	1-0-1	1.0-4	1.0-4	0	0	0/0
10/22/22	at TCU*	1-2-3	0.0-0	0.0-0	0	0	0/0
10/29/22	OKLAHOMA STATE*	2-0-2	1.0-12	1.0-12	0	0	0/1
11/5/22	TEXAS*	2-3-5	0.0-0	0.0-0	0	0	0/0
11/12/22	at Baylor	1-0-1	0.0-0	0.0-0	0	1	0/0
11/19/22	at West Virginia*	5-3-8	3.0-23	3.0-23	0	0	0/0
11/26/22	KANSAS*	0-1-1	0.0-0	0.0-0	0	0	0/0
12/3/22	vs. TCU*	0-1-1	0.0-0	0.0-0	0	0	0/0
9/2/23	SEMO*	2-0-2	1.0-1	0.0-0	0	0	0/0
9/9/23	TROY*	1-1-2	0.0-0	0.0-0	0	0	1/0
9/16/23	at Missouri*	0-0-0	0.0-0	0.0-0	0	1	0/0
9/23/23	UCF*	3-0-3	1.0-10	1.0-10	0	0	0/0
10/6/23	at Oklahoma St.*	2-2-4	1.0-1	0.0-0	0	0	0/0
10/14/23	at Texas Tech*	4-0-4	0.0-0	0.0-0	0	0	0/0
10/21/23	TCU*	1-0-1	0.0-0	0.0-0	0	0	0/0
11/4/23	at Texas*	1-0-1	1.0-2	0.0-0	0	1	1/0
11/11/23	BAYLOR*	2-1-3	0.5-3	0.0-0	0	0	0/0

*denotes game started; **Bold Italics** denotes career high

MOTT'S CAREER STATS

Year	G/S	UA-AT-TT	TFL	SACK	INT	PD	F/R
2020	1/0	1-0-1	0.0-0	0.0-0	0	0	0/0
2022	14/10	19-12-31	7.0-60	6.0-46	0	1	0/1
2023	10/10	15-4-19	4.5-17	1.0-10	0	2	2/0
TOTAL	26/20	35-16-51	11.5-77	7.0-56	0	3	2/1



AUSTIN MOORE

LB • 6-1 • 219 • Sr.-3L
Louisburg, Kan. • Louisburg

- A former in-state walk-on who has played in 44 career games with starts in every contest since the start of 2022.
- Leads the team in tackles, while he has 10.0 TFLs to equal his total from last year.
- Has tallied at least 5 stops in 18 of the last 24 games dating back to the beginning of 2022, while he has recorded at least 0.5 TFL in 8 of 10 games this year and 17 of the last 24 game dating back to last season.
- Set a career high with 3.0 TFLs in the 2023 opener vs. SEMO.
- Had 2.0 more TFLs vs. Troy, the 2nd time in his career he had multiple TFLs in consecutive games (2.0 vs. Missouri and Tulane).
- Voted a team captain for the 2023 season.

MOORE'S GAME-BY-GAME STATS

Date	Opponent	UA-AT-TT	TFL	SACK	INT	PD	F/R
9/26/20	at Oklahoma	0-1-1	0.0-0	0.0-0	0	0	0/0
10/24/20	KANSAS	3-0-3	0.0-0	0.0-0	0	0	0/0
9/11/21	S. ILLINOIS	1-1-2	0.0-0	0.0-0	0	0	0/0
10/23/21	at Texas Tech	1-0-1	0.0-0	0.0-0	0	0	0/0
10/30/21	TCU	2-1-3	1.0-1	0.0-0	0	0	0/0
11/6/21	at Kansas*	4-1-5	0.5-1	0.0-0	0	0	0/0
11/13/21	WEST VIRGINIA	0-1-1	0.5-1	0.0-0	0	0	0/0
11/20/21	BAYLOR	1-1-2	0.5-1	0.0-0	0	0	0/0
11/25/21	at Texas	1-0-1	0.0-0	0.0-0	0	0	0/0
1/4/22	vs. LSU	2-1-3	0.5-0	0.0-0	0	0	0/0
9/3/22	SOUTH DAKOTA*	3-2-5	0.5-1	0.0-0	0	0	0/0
9/10/22	MISSOURI*	4-2-6	2.0-2	0.0-0	0	0	0/0
9/17/22	TULANE*	6-2-8	2.0-5	1.0-3	0	0	0/0
9/24/22	at Oklahoma*	4-5-9	0.5-3	0.5-3	0	0	0/0
10/1/22	TEXAS TECH*	6-1-7	1.0-1	0.0-0	1	2	0/0
10/8/22	at Iowa State*	4-2-6	1.0-4	0.0-0	0	2	0/0
10/22/22	at TCU*	5-4-9	0.0-0	0.0-0	0	0	1/0
10/29/22	OKLAHOMA STATE*	5-0-5	0.0-0	0.0-0	0	0	1/0
11/5/22	TEXAS*	4-2-6	0.0-0	0.0-0	0	0	0/0
11/12/22	at Baylor*	6-2-8	0.0-0	0.0-0	0	0	0/0
11/19/22	at West Virginia*	2-3-5	1.0-5	0.0-0	0	0	0/0
11/26/22	KANSAS*	6-2-8	1.0-4	0.0-0	0	0	0/0
12/3/22	vs. TCU*	1-2-3	1.0-5	0.0-0	0	1	0/1
12/31/22	vs. Alabama*	1-1-2	0.0-0	0.0-0	0	0	0/0
9/2/23	SEMO*	3-3-6	3.0-6	1.0-4	0	0	0/0
9/9/23	TROY*	5-1-6	2.0-3	0.0-0	0	0	0/0
9/16/23	at Missouri*	3-1-4	1.0-1	0.0-0	0	0	0/0
9/23/23	UCF*	5-1-6	1.0-1	0.0-0	0	0	0/0
10/6/23	at Oklahoma St.*	3-5-8	0.5-1	0.0-0	0	0	0/0
10/14/23	at Texas Tech*	6-2-8	0.0-0	0.0-0	0	0	0/0
10/21/23	TCU*	2-2-4	0.5-4	0.5-4	0	0	0/0
10/28/23	HOUSTON*	1-0-1	1.0-1	0.0-0	0	0	0/0
11/4/23	at Texas*	2-5-7	0.0-0	0.0-0	0	0	0/0
11/11/23	BAYLOR*	3-1-4	1.0-3	0.0-0	0	0	0/0

*denotes game started; **Bold Italics** denotes career high

MOORE'S CAREER STATS

Year	G/S	UA-AT-TT	TFL	SACK	INT	PD	F/R
2020	7/0	3-1-4	0.0-0	0.0-0	0	0	0/0
2021	13/1	12-6-18	3.0-4	0.0-0	0	0	0/0
2022	14/14	57-30-87	10.0-30	1.5-6	1	5	2/1
2023	10/10	33-21-54	10.0-20	1.5-8	0	0	0/0
TOTAL	44/25	105-58-163	23.0-54	3.0-14	1	5	2/1



43



JACK BLUMER

P • 6-3 • 203 • Sr.-3L
Marysville, Kan. • Marysville

- Has played in 47 career games, primarily serving as the holder for placements the last 3 years before serving as the primary punter this season.
- Ranks 4th in the Big 12 in average at 43.43, a mark that is currently 10th in school history.
- Booted a career-long 69 yd punt vs. UCF.
- Has forced 15 fair catches in his 37 punts this year.

BLUMER'S GAME-BY-GAME PUNTING

Date	Opponent	No	Yds	Avg	Lg
9/12/20	ARKANSAS STATE	2	89	44.5	54
9/26/20	at Oklahoma	3	119	39.7	45
10/3/20	TEXAS TECH	2	80	40.0	43
10/10/20	at TCU	3	126	42.0	52
10/24/20	KANSAS	3	118	39.3	49
10/31/20	at West Virginia	2	69	34.5	37
11/7/20	OKLAHOMA STATE	3	134	44.7	49
11/21/20	at Iowa State	3	108	36.0	43
11/28/20	at Baylor	2	65	32.5	37
12/5/20	TEXAS	1	29	29.0	29
1/4/22	vs. LSU	1	45	45.0	45
9/2/23	SEMO	2	82	41.0	42
9/9/23	TROY	5	196	39.2	52
9/16/23	at Missouri	5	192	38.4	47
9/23/23	UCF	1	69	69.0	69
10/6/23	at Oklahoma State	4	194	48.5	57
10/14/23	at Texas Tech	5	220	44.0	55
10/21/23	TCU	1	34	34.0	34
10/28/23	HOUSTON	3	114	38.0	44
11/4/23	at Texas	7	318	45.4	58
11/11/23	BAYLOR	4	189	47.2	49

Bold Italics denotes career high

BLUMER'S CAREER PUNTING STATS

Year	G	No	Yds	Avg	Lg	i20
2020	10	24	937	39.0	54	3
2021	13	1	45	45.0	45	1
2023	10	37	1,607	43.4	69	17
TOTAL	47	62	2,589	41.8	69	21

44



CHRISTIAN MOORE

TE • 6-2 • 237 • Jr.-3L
Huntington Beach, Calif. • Huntington Beach

- Has played in each of the last 24 games dating back to last season and 31 in his career as both a reserve FB and on special teams.
- Hauled in his first-career TD pass vs. Baylor, a 2-yd reception that also served as **Will Howard's** school-record 45th career passing TD.
- A 2022 First Team Academic All-Big 12 honoree who also played in 4 games in 2021 and 3 games in 2020.

MOORE'S GAME-BY-GAME RECEIVING

Date	Opponent	No	Yds	TD	Lg
9/3/22	SOUTH DAKOTA	1	4	0	4
11/11/23	BAYLOR	1	2	1	2

Bold Italics denotes career high

MOORE'S CAREER STATS

YEAR	G/S	NO	YDS	AVG	TD	LG
2022	14/0	1	4	4.0	0	4
2023	10/0	1	2	2.0	1	2
TOTAL	31/0	2	6	3.0	1	4

44



TOBI OSUNMIMI

LB • 6-3 • 233 • Fr.-RS
Wichita, Kan. • Wichita East

- Played in 4 games last year — preserving his redshirt — in addition to every game this year.
- Has tallied 4 tackles on kickoff coverage — including 2 vs. Baylor — to tie for 2nd on the team.
- Had a sack that caused a fumble vs. Troy.

OSUNMIMI'S GAME-BY-GAME STATS

Date	Opponent	UA-AT-TT	TFL	SACK	INT	PD	F/R
10/29/22	OKLAHOMA STATE	1-0-1	0.0-0	0.0-0	0	0	0/0
11/26/22	KANSAS	0-1-1	0.0-0	0.0-0	0	0	0/0
9/9/23	TROY	1-0-1	1.0-12	1.0-12	0	0	1/0
9/23/23	UCF	1-0-1	0.0-0	0.0-0	0	0	0/0
10/6/23	at Oklahoma St.	2-0-2	0.0-0	0.0-0	0	0	0/0
10/21/23	TCU	0-1-1	0.0-0	0.0-0	0	0	0/0
10/28/23	HOUSTON	1-0-1	0.0-0	0.0-0	0	0	0/0
11/11/23	BAYLOR	2-0-2	0.0-0	0.0-0	0	0	0/0

Bold Italics denotes career high

OSUNMIMI'S CAREER STATS

Year	G/S	UA-AT-TT	TFL	SACK	INT	PD	F/R
2022	4/0	1-1-2	0.0-0	0.0-0	0	0	0/0
2023	10/0	7-1-8	1.0-12	1.0-12	0	0	1/0
TOTAL	14/0	8-2-10	1.0-12	1.0-12	0	0	1/0

45



AUSTIN ROMAINÉ

LB • 6-2 • 238 • Fr.-HS
Hillsboro, Mo. • Hillsboro

- A true FR who has played in 9 games this year, including starts at MLB vs. Oklahoma State, Texas Tech and Houston.
- Set a career high with 6 tackles at Oklahoma State.
- Had a TFL in 3-straight games, while he recorded his first-career sack at Texas Tech.
- K-State's first true FR to start at LB since Tre Walker in 2010 at Missouri and Colorado, while his start vs. UCF was the first for a home game since Reggie Blackwell in 1989 vs. North Texas.

ROMAINÉ'S GAME-BY-GAME STATS

Date	Opponent	UA-AT-TT	TFL	SACK	INT	PD	F/R
9/9/23	TROY	2-1-3	0.0-0	0.0-0	0	0	0/0
9/23/23	UCF*	3-0-3	1.0-2	0.0-0	0	0	0/0
10/6/23	at Oklahoma St.*	2-4-6	1.0-0	0.0-0	0	0	0/0
10/14/23	at Texas Tech*	3-1-4	1.0-3	1.0-3	0	0	0/0
10/28/23	HOUSTON*	2-0-2	0.0-0	0.0-0	0	0	0/0

*denotes game started; Bold Italics denotes career high

ROMAINÉ'S CAREER STATS

Year	G/S	UA-AT-TT	TFL	SACK	INT	PD	F/R
2022	9/4	12-6-18	3.0-5	1.0-3	0	0	0/0
TOTAL	9/4	12-6-18	3.0-5	1.0-3	0	0	0/0

47



CODY STUFFBEAN

DE • 6-4 • 257 • Jr.-1L
McPherson, Kan. • McPherson

- An in-state product who came to K-State as a TE but transitioned to DE toward the latter part of the 2021 season.
- Has seen action in each of the last 24 games dating back to the beginning of 2022 as a reserve DE and on special teams.
- Had his best game defensively vs. Baylor when he set a career high with 4 tackles and carded his first 2 sacks, the first of which caused a fumble that was returned by **Desmond Purnell** 15 yds for a TD.
- A 2022 First Team Academic All-Big 12 honoree.

STUFFBEAN'S GAME-BY-GAME STATS

Date	Opponent	UA-AT-TT	TFL	SACK	INT	PD	F/R
9/3/22	SOUTH DAKOTA	1-0-1	0.0-0	0.0-0	0	0	0/0
9/10/22	MISSOURI	1-0-1	0.0-0	0.0-0	0	0	0/0
9/24/22	at Oklahoma	0-1-1	0.0-0	0.0-0	0	0	0/0
10/8/22	at Iowa State	0-1-1	0.0-0	0.0-0	0	0	0/0
12/31/22	vs. Alabama	1-2-3	0.0-0	0.0-0	0	0	0/0
9/16/23	at Missouri	2-1-3	0.0-0	0.0-0	0	0	0/0
9/23/23	UCF	1-0-1	0.0-0	0.0-0	0	0	0/0
10/6/23	at Oklahoma St.	0-2-2	0.5-1	0.0-0	0	0	0/0
10/14/23	at Texas Tech	0-1-1	0.0-0	0.0-0	0	0	0/0
10/21/23	TCU	2-0-2	0.0-0	0.0-0	0	0	0/0
11/4/23	at Texas	3-0-3	0.0-0	0.0-0	0	0	0/0
11/11/23	BAYLOR	3-1-4	2.0-13	2.0-13	0	0	1/0

Bold Italics denotes career high

STUFFBEAN'S CAREER STATS

Year	G/S	UA-AT-TT	TFL	SACK	INT	PD	F/R
2022	14/0	3-4-7	0.0-0	0.0-0	0	0	0/0
2023	10/0	11-5-16	2.5-14	2.0-13	0	0	1/0
TOTAL	24/0	14-9-23	2.5-14	2.0-13	0	0	1/0

56



DAMIAN ILALIO

DT • 6-1 • 296 • So.-1L
Manhattan, Kan. • Manhattan

- Has played in 8 games this year, including the opener vs. SEMO when he earned his first-career start and logged a career high in tackles.
- Has missed the last 2 games due to injury.
- Saw time in 5 games in 2022, including the Big 12 Championship when he was in for the stop on 4th and Goal in OT.

ILALIO'S GAME-BY-GAME STATS

Date	Opponent	UA-AT-TT	TFL	SACK	INT	PD	F/R
9/3/22	SOUTH DAKOTA	1-0-1	0.0-0	0.0-0	0	0	0/0
10/29/22	OKLAHOMA STATE	1-0-1	0.0-0	0.0-0	0	0	0/0
9/2/23	SEMO*	1-1-2	0.5-2	0.5-2	0	0	0/0
10/6/23	at Oklahoma St.	0-1-1	0.5-1	0.0-0	0	0	0/0
10/14/23	at Texas Tech	0-1-1	0.0-0	0.0-0	0	0	0/0
10/25/23	HOUSTON	1-0-1	0.0-0	0.0-0	0	0	0/0

Bold Italics denotes career high



ILALIO'S CAREER STATS

Year	G/S	UA-AT-TT	TFL	SACK	INT	PD	F/R
2022	5/0	2-0-2	0.0-0	0.0-0	0	0	0/0
2023	8/1	2-3-5	1.0-3	0.5-2	0	0	0/0
TOTAL	13/1	4-3-7	1.0-3	0.5-2	0	0	0/0

57

BEAU PALMER

LB • 6-2 • 230 • Jr.-1L
Overland Park, Kan. • Blue Valley

- Has played in every game this year as both a reserve LB and on special teams as he leads the team with 5 tackles on kickoff coverage.
- Earned his first-career TFL in the 2023 season opener vs. SEMO, while he recorded 2 tackles on kickoff coverage at Missouri.
- Played in 6 games last year as a reserve LB and on special teams before an injury cut his season short.

PALMER'S GAME-BY-GAME STATS

Date	Opponent	UA-AT-TT	TFL	SACK	INT	PD	F/R
9/3/22	SOUTH DAKOTA	2-0-2	0.0-0	0.0-0	0	0	0/0
9/10/22	MISSOURI	2-0-2	0.0-0	0.0-0	0	0	0/0
9/2/23	SEMO	2-0-2	1.0-2	0.0-0	0	0	0/0
9/16/23	at Missouri	2-0-2	0.0-0	0.0-0	0	0	0/0
9/23/23	UCF	1-0-1	0.0-0	0.0-0	0	0	0/0
10/6/23	at Oklahoma St.	1-2-3	0.0-0	0.0-0	0	0	0/0
10/14/23	at Texas Tech	0-2-2	0.0-0	0.0-0	0	0	0/0
10/21/23	TCU	1-0-1	0.0-0	0.0-0	0	0	0/0
10/28/23	HOUSTON	1-0-1	1.0-2	0.0-0	0	0	0/0
11/4/23	at Texas	0-1-1	0.0-0	0.0-0	0	0	0/0
11/11/23	BAYLOR	2-0-2	0.0-0	0.0-0	0	0	0/0

Bold Italics denotes career high

PALMER'S CAREER STATS

Year	G/S	UA-AT-TT	TFL	SACK	INT	PD	F/R
2022	6/0	4-0-4	0.0-0	0.0-0	0	0	0/0
2023	10/0	10-5-15	2.0-4	0.0-0	0	0	0/0
TOTAL	18/0	14-5-19	2.0-4	0.0-0	0	0	0/0

83

WILL SWANSON

TE • 6-5 • 250 • Jr.-2L
Papillion, Neb. • La Vista South

- A reserve TE who has seen time in 28 career games, including each of the last 24 contests.
- Hauled in his first-career TD vs. TCU and came back with a career-long reception of 21 yds vs. Houston
- Has earned his first 3 career starts this year vs. Troy, Texas Tech and Houston.

SWANSON'S GAME-BY-GAME RECEIVING

Date	Opponent	No	Yds	TD	LG
9/3/22	SOUTH DAKOTA	2	23	0	18
9/23/23	UCF	1	10	0	10
10/21/23	TCU	2	22	1	17
10/28/23	HOUSTON*	1	21	0	21

Bold Italics denotes career high

SWANSON'S CAREER RECEIVING STATS

Year	G/S	NO	YDS	AVG	TD	LG
2022	14/0	2	23	11.5	0	18
2023	10/3	4	53	13.3	1	21
TOTAL	28/3	6	76	12.7	1	21

86

GARRETT OAKLEY

TE • 6-5 • 230 • Fr.-RS
Columbus, Neb. • Scotus Central Catholic

- Redshirted the 2022 before seeing his first-career action the last 7 games, including his first-career start vs. UCF.
- Has 2 TD catches this year, tied for the 3rd most nationally by a freshman TE.
- Set a career high with 46 receiving yds vs. Baylor.

OAKLEY'S GAME-BY-GAME RECEIVING

Date	Opponent	No	Yds	TD	LG
10/21/23	TCU	1	11	0	11
10/28/23	HOUSTON	3	36	1	16
11/11/23	BAYLOR	3	46	1	28

Bold Italics denotes career high

OAKLEY'S CAREER RECEIVING STATS

Year	G/S	NO	YDS	AVG	TD	LG
2023	7/1	7	93	13.3	2	28
TOTAL	7/1	7	93	13.3	2	28

92

JEVON BANKS

DT • 6-2 • 290 • Jr.-TR
Olive Branch, Miss. • Mississippi State Univ.

- A transfer from Mississippi St. who arrived in time for spring practices.
- Recorded his first-career full sack at MU and had another one vs. TCU.
- Recovered a fumble vs. Baylor.
- Played in 20 games over parts of 3 seasons for the Bulldogs.

BANKS' GAME-BY-GAME STATS

Date	Opponent	UA-AT-TT	TFL	SACK	INT	PD	F/R
12/12/20	AUBURN	0-2-2	0.0-0	0.0-0	0	0	0/0
12/31/20	vs. Tulsa	1-1-2	1.0-1	0.0-0	0	0	0/0
10/23/21	at Vanderbilt	2-0-2	0.0-0	0.0-0	0	0	0/0
11/20/21	TENNESSEE STATE	0-2-2	1.0-2	0.0-0	0	0	0/0
12/28/21	vs. Texas Tech	1-0-1	0.0-0	0.0-0	0	0	0/0
9/2/22	MEMPHIS	1-1-2	0.0-0	0.0-0	0	0	0/0
9/10/22	at Arizona	0-1-1	0.0-0	0.0-0	0	0	0/0
9/17/22	at LSU	0-2-2	0.0-0	0.0-0	0	0	0/0
9/24/22	BOWLING GREEN	0-2-2	0.5-1	0.0-0	0	0	0/0
10/1/22	TEXAS A&M	0-1-1	0.5-4	0.5-4	0	1	0/0
10/8/22	ARKANSAS	0-2-2	0.5-1	0.0-0	0	0	0/0
10/22/22	at Alabama	0-1-1	0.0-0	0.0-0	0	0	0/0
11/19/22	E. TENNESSEE STATE	2-4-6	0.5-1	0.0-0	0	0	0/0
9/16/23	at Missouri	1-0-1	1.0-6	1.0-6	0	0	0/0
9/23/23	UCF	1-0-1	0.0-0	0.0-0	0	0	0/0
10/14/23	at Texas Tech	1-0-1	0.0-0	0.0-0	0	0	0/0
10/21/23	TCU	1-1-2	1.0-4	1.0-4	0	0	0/0
10/28/23	HOUSTON	1-0-1	0.0-0	0.0-0	0	0	0/0
11/11/23	BAYLOR	0-1-1	0.0-0	0.0-0	0	0	0/1

2020-22 Seasons at Mississippi State

Bold Italics denotes career high

BANKS' CAREER STATS

Year	G/S	UA-AT-TT	TFL	SACK	INT	PD	F/R
2020*	4/0	1-3-4	1.0-1	0.0-0	0	0	0/0
2021*	6/0	3-2-5	1.0-2	0.0-0	0	0	0/0
2022*	10/0	3-14-17	2.0-7	0.5-4	0	1	0/0
2023	10/0	5-2-7	2.0-10	2.0-10	0	0	0/1
TOTAL	30/0	12-21-33	6.0-20	2.5-14	0	1	0/1

* at Mississippi State

97

NATE MATLACK

DE • 6-5 • 249 • Jr.-2L
Olathe, Kan. • Olathe East

- Has played in every game over the last 3 years, a span of 37 contests.
- Tied his career highs in TFLs and sacks in the 2023 season opener vs. SEMO.
- Also had a sack vs. Houston.

MATLACK'S GAME-BY-GAME STATS

Date	Opponent	UA-AT-TT	TFL	SACK	INT	PD	F/R
9/18/21	NEVADA	1-1-2	0.5-4	0.5-4	0	0	0/0
10/23/21	at Texas Tech	2-1-3	1.0-6	1.0-6	0	0	0/0
10/30/21	TCU	1-0-1	0.0-0	0.0-0	0	0	0/0
11/6/21	at Kansas	0-1-1	0.0-0	0.0-0	0	1	0/0
11/13/21	WEST VIRGINIA	4-0-4	2.0-18	1.0-9	0	0	1/0
11/20/21	BAYLOR*	3-0-3	2.0-15	1.0-12	0	0	1/0
11/25/21	at Texas*	1-0-1	0.0-0	0.0-0	0	0	0/0
1/4/22	vs. LSU*	1-1-2	0.0-0	0.0-0	0	0	0/0
9/3/22	SOUTH DAKOTA*	1-0-1	1.0-4	0.0-0	0	0	0/0
10/1/22	TEXAS TECH	0-0-0	0.0-0	0.0-0	0	0	0/1
10/22/22	at TCU	2-1-3	1.0-13	1.0-13	0	0	0/0
11/12/22	at Baylor*	1-0-1	0.0-0	0.0-0	0	0	0/0
11/19/22	at West Virginia	0-0-0	0.0-0	0.0-0	0	1	0/0
11/26/22	KANSAS	1-0-1	1.0-2	1.0-2	0	0	0/0
12/31/22	vs. Alabama	1-0-1	0.0-0	0.0-0	0	0	0/0
9/2/23	SEMO	2-0-2	2.0-19	1.0-16	0	1	0/0
9/9/23	TROY	1-1-2	1.0-2	1.0-2	0	0	0/0
9/23/23	UCF	1-0-1	1.0-5	1.0-5	0	0	0/0
10/6/23	at Oklahoma St.	1-1-2	0.5-0	0.0-0	0	0	0/0
10/14/23	at Texas Tech	1-0-1	0.0-0	0.0-0	0	0	0/0
10/21/23	TCU	0-1-1	0.0-0	0.0-0	0	0	0/0
10/28/23	HOUSTON	2-0-2	1.0-9	1.0-9	0	0	0/0
11/4/23	at Texas	0-1-1	0.0-0	0.0-0	0	0	0/0

* denotes game started; **Bold Italics** denotes career high

MATLACK'S CAREER STATS

Year	G/S	UA-AT-TT	TFL	SACK	INT	PD	F/R
2021	13/3	13-4-17	5.5-40	3.5-31	0	1	2/0
2022	14/4	6-1-7	3.0-19	2.0-15	0	1	0/1
2023	10/0	8-4-12	5.5-35	4.0-32	0	1	0/0
TOTAL	37/7	27-9-36	14.0-97	9.5-78	0	3	2/1



99

USO SEUMALONG • 6-3 • 340 • Jr.-TR
Maunaloa, Hawai'i • Garden City CC

★ Polynesian College Football Player of the Year Award watch list

- Saw action in every game last year and in the 2023 opener vs. SEMO as a reserve DT before earning his first 9 career starts the last 9 games.
- Set a career high with 4 tackles at Texas.
- An 8-man football player in Hawai'i before playing at Garden City CC.

SEUMALO'S GAME-BY-GAME STATS

Date	Opponent	UA-AT-TT	TFL	SACK	INT	PD	F/R
9/3/22	SOUTH DAKOTA	2-0-2	1.0-1	0.0-0	0	0	0/0
9/10/22	MISSOURI	1-0-1	1.0-2	0.0-0	0	0	0/0
9/24/22	at Oklahoma	0-0-0	0.0-0	0.0-0	0	2	0/0
10/29/22	OKLAHOMA STATE	1-0-1	0.0-0	0.0-0	0	0	0/0
11/19/22	at West Virginia	0-1-1	0.0-0	0.0-0	0	0	0/0
9/2/23	SEMO	1-1-2	0.5-2	0.5-2	0	0	0/0
9/9/23	TROY*	1-1-2	0.0-0	0.0-0	0	0	0/1
9/16/23	at Missouri*	0-2-2	0.0-0	0.0-0	0	0	0/0
9/23/23	UCF*	1-0-1	1.0-3	1.0-3	0	0	0/0
10/6/23	at Oklahoma St.*	1-2-3	0.0-0	0.0-0	0	0	0/0
10/14/23	at Texas Tech*	2-0-2	0.0-0	0.0-0	0	0	0/0
10/28/23	HOUSTON*	0-0-0	0.0-0	0.0-0	0	1	0/0
11/4/23	at Texas*	0-4-4	0.0-0	0.0-0	0	0	0/0
11/11/23	BAYLOR*	1-0-1	0.0-0	0.0-0	0	0	0/0

* denotes game started; **Bold Italics** denotes career high**SEUMALO'S CAREER STATS**

Year	G/S	UA-AT-TT	TFL	SACK	INT	PD	F/R
2022	14/0	4-1-5	2.0-3	0.0-0	0	2	0/0
2023	10/9	7-10-17	1.5-5	1.5-5	0	1	0/1
TOTAL	24/9	11-11-22	3.5-8	1.5-5	0	3	0/1



2023 SCHEDULE AND RESULTS (OVERALL: 7-3 • HOME: 6-0 • ROAD: 1-3 • NEUTRAL: 0-0 • BIG 12: 5-2)

DATE	(CFP/AP/C) OPPONENT	RESULT	SCORE	TV	ATTEND	TOP PASSER	TOP RUSHER	TOP RECEIVER	TOP TACKLER
Sept. 2	SEMO	W	45-0	Big 12 Now	52,066	W. Howard (18-26-1, 297, 2 TD)	D. Giddens (15-128-0)	R. Garcia II (5-119-1)	A. Moore (6)
Sept. 9	at n/rv Troy	W	42-13	FS1	51,940	W. Howard (21-32-1, 250, 3 TD)	T. Ward (16-58-0)	P. Brooks (7-94-1)	A. Moore/W. Lee (6)
Sept. 16	at n/rv Missouri	L	27-30	SEC Network	62,621	W. Howard (25-39-1, 270, 2 TD)	T. Ward (10-54-0)	B. Sinnott (5-78-2)	D. Green (9)
Sept. 23	n/rv UCF*	W	44-31	FS1	51,912	W. Howard (27-42-1, 255)	D. Giddens (30-207-4)	D. Giddens (8-86-0)	D. Purnell (7)
Oct. 6	at Oklahoma State*	L	21-29	ESPN	53,855	W. Howard (15-34-3, 152, TD)	W. Howard (10-104-1)	B. Sinnott (4-39-1)	Three Players (8)
Oct. 14	at Texas Tech*	W	38-21	FS1	56,200	W. Howard (6-9-0, 86)	T. Ward (15-118-0)	B. Sinnott (6-72-0)	A. Moore (8)
Oct. 21	TCU*	W	41-3	ESPN2	52,580	W. Howard (10-16-0, 154, 3 TD)	T. Ward (17-89-0)	J. Brown (4-88-1)	J. Parrish (6)
Oct. 28	Houston*	W	41-0	ESPN2	51,928	W. Howard (15-17-0, 164, 2 TD)	D. Giddens (13-96-2)	P. Brooks (5-83-1)	M. Sigle (7)
Nov. 4	at 7/16 Texas*	L	30-33 (OT)	FOX	102,846	W. Howard (26-42-1, 327, 4 TD)	T. Ward (9-30-0)	K. Johnson (7-70-1)	W. Lee III (1)
Nov. 11	Baylor*	W	58-25	Big 12 Now	51,790	W. Howard (19-29-0, 235, 3 TD)	D. Giddens (18-115-0)	P. Brooks (5-41-0)	D. Purnell (5)
Nov. 18	at 16/rv Kansas*			FS1					
Nov. 25	Iowa State*								

* Big 12 Conference Game

TEAM STATISTICS

	KANSAS STATE	OPPONENTS
Scoring	388	185
Points Per Game	38.8	18.5
Points Off Turnovers	68	27
First Downs	236	179
Rushing	108	58
Passing	115	106
Penalty	13	15
Rushing Yardage	2021	1190
Yards Gained Rushing	2208	1439
Yards Lost Rushing	187	249
Rushing Attempts	402	306
Average Per Rush	5.0	3.9
Average Per Game	202.1	119.0
TDs Rushing	25	7
Passing Yardage	2504	2370
Comp-Att-Int	207-323-8	214-381-10
Average Per Pass	7.8	6.2
Average Per Catch	12.1	11.1
Average Per Game	250.4	237.0
TDs Passing	25	12
Total Offense	4525	3560
Total Plays	725	687
Average Per Play	6.2	5.2
Average Per Game	452.5	356.0
Kick Returns: #-Yards	15-283	30-593
Punt Returns: #-Yards	14-82	7-169
Int Returns: #-Yards	10-133	8-74
Kick Return Average	18.9	19.8
Punt Return Average	5.9	24.1
Int Return Average	13.3	9.3
Fumbles-Lost	6-2	10-7
Penalties-Yards	49-428	58-502
Average Per Game	42.8	50.2
Punts-Yards	37-1607	47-1939
Average Per Punt	43.4	41.3
Net Punt Average	38.3	39.3
Kickoffs-Yards	70-4325	43-2669
Average Per Kick	61.8	62.1
Net Kick Average	39.4	39.9
Time of Possession / Game	31:27	28:31
3rd-Down Conversion	67/136	39/146
3rd-Down Pct	49%	27%
4th-Down Conversion	7/16	15/33
4th-Down Pct	44%	45%
Sacks By-Yards	22-163	16-111
Misc Yards	0	0
Touchdowns Scored	52	20
Field Goals - Attempts	9-12	16-20
On-Side Kicks	0-0	1-1
Red-Zone Scores	(45-50) 90%	(22-27) 81%
Red-Zone Touchdowns	(40-50) 80%	(10-27) 37%
PAT-Attempts	(47-49) 96%	(17-18) 94%
2-Point Conversion-Attempts	(1-3) 33%	(0-2) 0%
Attendance	312216	275522
Games / Avg Per Game	6/52036	4/68881

SCORE BY QUARTERS	1ST	2ND	3RD	4TH (OT)	TOTAL
Kansas State	87	125	90	86 (0)	388
Opponents	50	61	36	35 (3)	185

RUSHING

PLAYER	GP	ATT.	GAIN	LOSS	NET	AVG.	TD	LONG	YPG
DJ Giddens	10	143	875	16	859	6.0	7	43	85.9
Treshaun Ward	9	106	540	8	532	5.0	4	20	59.1
Will Howard	10	66	386	99	287	4.3	7	70	28.7
Avery Johnson	7	45	263	38	225	5.0	6	30	32.1
Anthony Frias II	8	13	42	0	42	3.2	0	8	5.3
Jadon Jackson	10	3	29	0	29	9.7	0	14	2.9
Keagan Johnson	8	6	26	0	26	4.3	0	13	3.3
Phillip Brooks	10	5	25	0	25	5.0	1	10	2.5
La'James White	6	2	14	0	14	7.0	0	9	2.3
Jayce Brown	7	4	3	0	3	0.8	0	2	0.4
Joe Jackson	1	4	5	4	1	0.3	0	5	1.0
Team	10	5	0	22	-22	-4.4	0	0	-2.2
Total	10	402	2208	187	2021	5.0	25	70	202.1
Opponents	10	306	1439	249	1190	3.9	7	54	119.0

PASSING

PLAYER	GP	EFFIC.	CMP-ATT-INT	PCT.	YARDS	TD	LG	AVG/G
Will Howard	10	147.1	182-285-8	63.9	2190	21	61	219.0
Avery Johnson	7	166.2	23-35-0	65.7	301	3	43	43.0
Treshaun Ward	9	497.2	1-1-0	100.0	8	1	8	0.9
Jake Rubley	2	142.0	1-1-0	100.0	5	0	5	2.5
Team	10	0.0	0-1-0	0.0	0	0	0	0.0
Total	10	149.8	207-323-8	64.1	2504	25	61	250.4
Opponents	10	113.6	214-381-10	56.2	2370	12	69	237.0

RECEIVING

PLAYER	GP	NO	YDS	AVG	TD	LONG	AVG/G
Phillip Brooks	10	49	554	11.3	5	40	55.4
Ben Sinnott	10	35	501	14.3	4	42	50.1
DJ Giddens	10	26	282	10.8	2	61	28.2
Keagan Johnson	8	18	174	9.7	1	20	21.8
Jadon Jackson	10	17	244	14.4	2	40	24.4
Treshaun Ward	9	15	116	7.7	2	33	12.9
RJ Garcia II	10	14	184	13.1	1	44	18.4
Jayce Brown	7	13	220	16.9	2	43	31.4
Garrett Oakley	7	7	93	13.3	2	28	13.3
Will Swanson	10	4	53	13.3	1	21	5.3
Seth Porter	10	2	23	11.5	1	16	2.3
Anthony Frias II	8	2	5	2.5	0	5	0.6
Erik Pizarro	7	1	5	5.0	0	5	0.7
Will Howard	10	1	8	8.0	1	8	0.8
Christian Moore	10	1	2	2.0	1	2	0.2
Xavier Loyd	8	1	16	16.0	0	16	2.0
Tre Spivey	2	1	24	24.0	0	24	12.0
Total	10	207	2504	12.1	25	61	250.4
Opponents	10	214	2370	11.1	12	69	237.0



TOTAL OFFENSE

PLAYER	GP	PLAYS	RUSH	PASS	TOTAL	AVG/G
Will Howard	10	351	287	2190	2477	247.7
DJ Giddens	10	143	859	0	859	85.9
Treshaun Ward	9	107	532	8	540	60.0
Avery Johnson	7	80	225	301	526	75.1
Anthony Frias II	8	13	42	0	42	5.3
Jadon Jackson	10	3	29	0	29	2.9
Keagan Johnson	8	6	26	0	26	3.3
Phillip Brooks	10	5	25	0	25	2.5
La'James White	6	2	14	0	14	2.3
Jake Rubley	2	1	0	5	5	2.5
Jayce Brown	7	4	3	0	3	0.4
Joe Jackson	1	4	1	0	1	1.0
Team	10	0	-22	0	-22	-2.2
Total	10	725	2021	2504	4525	452.5
Opponents	10	687	1190	2370	3560	356.0

SCORING

PLAYER	TD	FGS	KICK	RUSH	PATS	RCV	PASS	DXP	SAF	PTS
Chris Tennant	—	9-12	46-47	—	—	—	—	—	—	73
DJ Giddens	9	—	—	—	—	—	—	—	—	54
Will Howard	8	—	—	1	—	—	—	—	—	50
Phillip Brooks	6	—	—	—	—	—	—	—	—	36
Treshaun Ward	6	—	—	—	—	—	—	—	—	36
Avery Johnson	6	—	—	—	—	—	—	—	—	36
Ben Sinnott	4	—	—	—	—	—	—	—	—	24
Jadon Jackson	2	—	—	—	—	—	—	—	—	12
Garrett Oakley	2	—	—	—	—	—	—	—	—	12
Jayce Brown	2	—	—	—	—	—	—	—	—	12
Keenan Garber	1	—	—	—	—	—	—	—	—	6
Seth Porter	1	—	—	—	—	—	—	—	—	6
Christian Moore	1	—	—	—	—	—	—	—	—	6
Will Swanson	1	—	—	—	—	—	—	—	—	6
RJ Garcia II	1	—	—	—	—	—	—	—	—	6
Desmond Purnell	1	—	—	—	—	—	—	—	—	6
Keagan Johnson	1	—	—	—	—	—	—	—	—	6
Leyton Simmering	—	—	1-2	—	—	—	—	—	—	1
Total	52	9-12	47-49	1	0	0	0	0	0	388
Opponents	20	16-20	17-18	0	0	0	0	0	0	185

PUNT RETURNS

PLAYER	NO	YDS	AVG	TD	LONG
Phillip Brooks	12	71	5.9	0	29
Shane Porter	1	11	11.0	0	11
Kanijal Thomas	1	0	0.0	0	0
Total	14	82	5.9	0	29
Opponents	7	169	24.1	0	70

KICKOFF RETURNS

PLAYER	NO	YDS	AVG	TD	LONG
Phillip Brooks	7	125	17.9	0	36
Treshaun Ward	4	86	21.5	0	38
Seth Porter	3	53	17.7	0	19
Keagan Johnson	1	19	19.0	0	19
Total	15	283	18.9	0	38
Opponents	30	593	19.8	0	51

INTERCEPTIONS

PLAYER	NO	YDS	AVG	TD	LONG
Jacob Parrish	3	37	12.3	0	26
Kobe Savage	2	7	3.5	0	7
Will Lee III	2	27	13.5	0	16
Keenan Garber	1	45	45.0	1	45
Desmond Purnell	1	0	0.0	0	0
VJ Payne	1	17	17.0	0	17
Total	10	133	13.3	1	45
Opponents	8	74	9.3	1	35

FUMBLE RETURNS

PLAYER	NO	YDS	AVG	TD	LONG
Desmond Purnell	2	15	7.5	1	15
Jevon Banks	1	0	0.0	0	0
Matthew Maschmeier	1	0	0.0	0	0
VJ Payne	1	0	0.0	0	0
Uso Seumalo	1	0	0.0	0	0
Will Lee III	1	0	0.0	0	0
Total	7	15	2.1	1	15
Opponents	2	0	0.0	0	0

ALL-PURPOSE YARDAGE

PLAYER	G	RUSH	REC	PR	KOR	IR	TOT	AVG/G
DJ Giddens	10	859	282	0	0	0	1141	114.1
Phillip Brooks	10	25	554	71	125	0	775	77.5
Treshaun Ward	9	532	116	0	86	0	734	81.6
Ben Sinnott	10	0	501	0	0	0	501	50.1
Will Howard	10	287	8	0	0	0	295	29.5
Jadon Jackson	10	29	244	0	0	0	273	27.3
Avery Johnson	7	225	0	0	0	0	225	32.1
Jayce Brown	7	3	220	0	0	0	223	31.9
Keagan Johnson	8	26	174	0	19	0	219	27.4
RJ Garcia II	10	0	184	0	0	0	184	18.4
Garrett Oakley	7	0	93	0	0	0	93	13.3
Seth Porter	10	0	23	0	53	0	76	7.6
Will Swanson	10	0	53	0	0	0	53	5.3
Anthony Frias II	8	42	5	0	0	0	47	5.9
Keenan Garber	10	0	0	0	0	45	45	4.5
Jacob Parrish	9	0	0	0	0	37	37	4.1
Will Lee III	9	0	0	0	0	27	27	3.0
Tre Spivey	2	0	24	0	0	0	24	12.0
VJ Payne	10	0	0	0	0	17	17	1.7
Xavier Loyd	8	0	16	0	0	0	16	2.0
La'James White	6	14	0	0	0	0	14	2.3
Shane Porter	9	0	0	11	0	0	11	1.2
Kobe Savage	10	0	0	0	0	7	7	0.7
Erik Pizarro	7	0	5	0	0	0	5	0.7
Christian Moore	10	0	2	0	0	0	2	0.2
Joe Jackson	1	1	0	0	0	0	1	1.0
Team	10	-22	0	0	0	0	-22	-2.2
Total	10	2021	2504	82	283	133	5023	502.3
Opponents	10	1190	2370	169	593	74	4396	439.6

PUNTING

PLAYER	NO	YDS	AVG	LONG	TB	FC	I20	50+	BLKD
Jack Blumer	37	1607	43.4	69	1	15	17	7	0
Total	37	1607	43.4	69	1	15	17	7	0
Opponents	47	1939	41.3	57	2	21	14	7	1

FIELD GOALS

PLAYER	FGM-FGA	PCT	1-19	20-29	30-39	40-49	50+	LG	BLK
Chris Tennant	9-12	75.0	0-0	2-4	2-2	4-4	1-2	51	0
Opponents	16-20	80.0	0-0	4-5	7-7	3-4	2-4	61	1

FIELD GOAL SEQUENCE

GAME	KANSAS STATE	OPPONENTS
SEMO	(51)	—
Troy	—	(24) (37)
Missouri	55,(46),(26)	(30),53,(25),(61)
UCF	26,(30)	(29),52
Oklahoma State	—	(43),21,(34),(53),(31),(25)
Texas Tech	(47)	—
TCU	(27), (40)	(32)
Houston	—	45
Texas	27,(45)	(32),(49),(34),(42)
Baylor	(33)	—
() - Made		


KICKOFFS

PLAYER	NO	YDS	AVG	TB	OB	RETN	NET	YDLN
Chris Tennant	69	4267	61.8	31	3			
Simon McClannan	1	58	58.0	0	0			
Total	70	4325	61.8	31	3	30	39.4	25
Opponents	43	2669	62.1	22	1	15	39.9	25



GAME-BY-GAME PASSING

WILL HOWARD	Comp	Att	Int	Pct	Yards	TD	Long	Sack	Yds	Effic.
SEMO	18	26	1	69.2	297	2	44	0	0	182.9
Troy	21	32	1	65.6	250	3	40	1	8	155.9
Missouri	25	39	1	64.1	270	3	34	3	13	142.5
UCF	27	41	1	64.3	255	0	24	1	7	110.5
Oklahoma State	15	34	3	44.1	152	1	29	2	8	73.7
Texas Tech	6	9	0	66.7	86	0	42	1	8	146.9
TCU	10	16	0	62.5	154	3	61	0	0	205.2
Houston	15	17	0	88.2	164	2	40	2	9	208.1
Texas	26	41	1	63.4	327	4	32	3	22	157.7
Baylor	19	29	0	65.5	235	3	40	1	10	167.7
Kansas										
Iowa State										
TOTALS	182	285	8	63.9	2,190	21	61	15	98	147.1



AVERY JOHNSON	Comp	Att	Int	Pct	Yards	TD	Long	Sack	Yds	Effic.
SEMO	3	4	0	75.0	55	0	24	0	0	190.5
Texas Tech	8	9	0	88.9	77	0	21	0	0	160.8
TCU	5	10	0	50.0	90	1	43	1	13	158.6
Houston	5	6	0	83.3	46	1	21	0	0	202.7
Texas	0	1	0	0.0	0	0	0	0	0	0.0
Baylor	2	5	0	40.0	33	1	28	0	0	161.4
TOTALS	23	35	0	65.7	301	3	43	1	13	166.2

GAME-BY-GAME RUSHING (NO-YDS/TDs)

PLAYER	NO-YDS/TDs	SEMO	TROY	MU	UCF	OSU	TTU	TCU	UH	UT	BU	KU	ISU
DJ Giddens	143-859/7	15-128/0	12-52/0	9-36/0	30-207/4	16-65/0	12-53/0	9-85/1	13-96/2	9-22/0	18-115/0		
Treshaun Ward	106-532/4	11-56/1	16-58/0	9-46/0	DNP	9-59/1	15-1180/0	17-89/0	10-32/1	9-30/0	10-44/1		
Will Howard	66-287/7	3-5/1	8-33/2	10-21/0	7-64/2	10-104/1	3-0/0	4-62/0	9-24/0	9-23/0	3--3/1		
Avery Johnson	45-225/6	5-32/1	DNP	5-32/0	DNP	DNP	13-90/5	16-70/0	4-5/0	1--1/0	1-4/0		
Anthony Frias II	13-42/0	1-6/0	1-2/0	DNP	2-8/0	DNP	—	1-3/0	6-15/0	—	2-8/0		
Keagan Johnson	6-26/0	DNP	—	1-4/0	—	—	1-13/0	2-6/0	DNP	1-2/0	1-1/0		
Phillip Brooks	5-25/1	—	1-2/1	—	—	2-11/0	—	1-10/0	—	—	—		
Jayce Brown	4-3/0	1-0/0	—	DNP	DNP	DNP	—	1-1/0	2-2/0	—	—		
Joe Jackson	4-1/0	4-1/0	DNP	DNP	DNP	DNP	DNP	DNP	DNP	DNP	DNP		
Jadon Jackson	3-29/0	—	—	—	—	—	—	1-14/0	2-15/0	DNP	—		
La'James White	2-14/0	—	—	—	—	—	DNP	DNP	DNP	DNP	2-14/0		
TOTALS	402-2,021/25	40-228/3	38-147/3	35-138/0	40-281/6	38-220/2	47-272/5	52-343/1	46-179/3	29-30/0	37-183/2		

GAME-BY-GAME RECEIVING (NO-YDS/TDs)

PLAYER	NO-YDS/TDs	SEMO	TROY	MU	UCF	OSU	TTU	TCU	UH	UT	BU	KU	ISU
Phillip Brooks	49-554/5	6-40/0	7-94/1	5-50/1	6-42/0	3-50/0	4-47/0	3-31/0	5-83/1	5-76/2	5-41/0		
Ben Sinnott	35-501/4	5-100/0	1-5/0	5-78/2	5-64/0	4-39/1	6-72/0	—	1-6/0	5-69/0	3-68/1		
DJ Giddens	26-282/2	—	1-7/0	3-14/0	8-86/0	4-28/0	1-5/0	2-75/1	2-25/0	3-23/0	2-19/1		
Keagan Johnson	18-174/1	DNP	3-25/0	1-2/0	2-15/0	2-31/0	—	—	DNP	7-70/1	3-31/0		
Jadon Jackson	17-244/2	2-38/1	4-77/1	4-47/0	3-17/0	1-2/0	1-10/0	—	—	DNP	2-53/0		
Treshaun Ward	15-116/2	—	2-11/1	5-61/0	DNP	—	—	3-17/1	2-13/0	2-12/0	—		
RJ Garcia II	14-184/1	5-119/1	3-31/0	2-18/0	—	1-2/0	1-8/0	—	1-4/0	—	1-2/0		
Jayce Brown	13-220/2	1-15/0	—	DNP	DNP	DNP	1-21/0	4-88/1	2-13/0	4-77/1	1-6/0		
Garrett Oakley	7-93/2	DNP	DNP	DNP	—	—	—	1-11/0	3-36/1	—	3-46/1		
Will Swanson	4-53/1	—	—	—	1-10/0	—	—	2-22/1	1-21/0	—	—		
Seth Porter	2-23/1	—	—	—	1-16/0	—	—	—	1-7/1	—	—		
Anthony Frias II	2-5/0	—	—	DNP	1-5/0	DNP	—	—	1-0/0	—	—		
Tre Spivey	1-24/0	1-24/0	DNP	DNP	DNP	DNP	DNP	DNP	DNP	DNP	—		
Xavier Loyd	1-16/0	1-16/0	—	DNP	—	DNP	—	—	—	—	—		
Will Howard	1-8/1	1-8/1	—	—	—	—	—	—	—	—	—		
Erik Pizarro	1-5/0	DNP	DNP	—	—	—	—	—	1-5/0	DNP	—		
Christian Moore	1-2/0	—	—	—	—	—	—	—	—	—	1-2/1		
TOTALS	207-2,504/25	22-360/3	21-250/3	25-270/3	27-255/0	15-152/1	14-163/0	15-244/4	21-215/3	26-327/4	21-268/4		



DEFENSIVE STATISTICS

PLAYER	GP	TACKLES			TFLS NO-YDS	SACKS NO-YDS	PASS DEFENSE			FUMBLES		BLKD KICK	SA
		SOLO	AST	TOTAL			INT-YDS	PBU	QBH	RCV-YDS	FF		
Austin Moore	10	33	21	54	10.0-20	1.5-8
Kobe Savage	10	32	19	51	2.5-6	.	2-7	.	2
Marques Siple	9	38	13	51	3.0-11	.	.	6	1	.	.	1	.
Will Lee III	9	30	10	40	1.5-2	.	2-27	6	.	1-0	1	.	.
Desmond Purnell	10	25	15	40	3.5-11	0.5-4	1-0	2	3	2-15	1	.	.
VJ Payne	10	31	6	37	2.0-5	.	1-17	3	.	1-0	.	.	.
Jacob Parrish	9	28	5	33	1.0-1	.	3-37	9
Jake Clifton	8	17	7	24	2.0-3	.	.	.	3
Keenan Garber	10	19	1	20	1.0-2	.	1-45	4
Brendan Mott	10	15	4	19	4.5-17	1.0-10	.	2	2	.	2	.	.
Austin Romaine	9	12	6	18	3.0-5	1.0-3	.	.	3
Colby McCalister	10	16	2	18	1.5-12	1.0-11	1	.	.
Uso Seumalo	10	7	10	17	1.5-5	1.5-5	.	1	.	1-0	.	.	.
Cody Stufflebean	10	11	5	16	2.5-14	2.0-13	1	.	.
Beau Palmer	10	10	5	15	2.0-4	.	.	.	2
Khalid Duke	10	12	3	15	7.0-48	5.0-46	.	.	1	.	1	.	.
Daniel Green	3	10	3	13	2.5-8	1.0-7	.	.	1
Nate Matlack	10	8	4	12	5.5-35	4.0-32	.	1	1
Tobi Osunsanmi	10	7	1	8	1.0-12	1-12	1	.	.
Justice James	8	6	1	7	1.0-2	.	.	1
Matthew Maschmeier	10	6	1	7	1.0-19	.	.	1	.	1-0	1	.	.
Jevon Banks	10	5	2	7	2-10	2.0-10	.	.	.	1-0	.	.	.
Jordan Wright	9	3	2	5	.	.	.	2
Damian Ilalio	8	2	3	5	1.0-3	0.5-2	.	.	1
Seth Porter	10	5	.	5
Asa Newsom	4	4	1	5	0.5-0
Anthony Frias II	8	1	3	4
Max Marsh	8	4	.	4
Rex Van Wyhe	2	3	1	4	1.0-1	.	.	1
Zach Wittenberg	3	2	2	4
Ty Bowman	9	1	2	3
Phillip Brooks	10	2	.	2
Jace Friesen	10	.	2	2
Jack Fabris	3	2	.	2
Kanijal Thomas	6	2	.	2
Jadon Jackson	10	1	.	1
Trevor Erickson	2	1	.	1
Randen Plattner	10	1	.	1
Hayden Gillum	10	1	.	1
Wesley Fair	2	1	.	1
Jack Blumer	10	1	.	1
Nickendre Stiger	2	.	1	1	.	.	.	1
Will Swanson	10	1	.	1
Chris Tennant	10	1	.	1
Will Howard	10	1	.	1
Drew Schmelzle	1	1	.	1
Jordan Perry	2	1	.	1
Trey Krause	3	.	1	1
Cooper Beebe	10	1	.	1
Chiddi Obiazor	2	1	.	1
Shane Porter	9	1	.
Totals	10	422	162	584	64-256	22-163	10-133	40	20	7-15	9	2	0
Opponents	10	454	166	620	45-170	16-111	8-74	30	27	2-0	3	0	0

SPECIAL TEAMS TACKLES

PLAYER	TOTAL	KO	PUNT	PLAYER	TOTAL	KO	PUNT
Beau Palmer	5	5	0	Jake Clifton	1	1	0
Anthony Frias II	4	4	0	Matthew Maschmeier	1	1	0
Tobi Osunsanmi	4	4	0	Colby McCalister	1	1	0
Seth Porter	4	3	1	Asa Newsom	1	1	0
Jordan Wright	4	2	2	Randen Plattner	1	0	1
Ty Bowman	3	3	0	Chris Tennant	1	1	0
Cody Stufflebean	3	1	2	Kanijal Thomas	1	1	0
Justice James	3	3	0	Zach Wittenberg	1	1	0
Max Marsh	2	2	0	TOTALS	41	34	7
Jack Blumer	1	0	1				



TOP TACKLERS GAME BY GAME

PLAYER	UT-AT-TT	SEMO	TROY	MU	UCF	OSU	TTU	TCU	UH	UT	BU	KU	ISU
Austin Moore	33-21-54	3-3-6	5-1-6	3-1-4	5-1-6	3-5-8	6-2-8	2-2-4	1-0-1	2-5-7	3-1-4		
Marques Sigle	38-13-51	DNP	2-0-2	6-2-8	6-0-6	4-3-7	5-1-6	1-2-3	5-2-7	5-3-8	4-0-4		
Kobe Savage	32-19-51	3-2-5	2-1-3	8-0-8	2-0-2	4-4-8	4-3-7	2-3-5	4-1-5	2-4-6	1-1-2		
Will Lee III	30-10-40	4-1-5	5-1-6	1-1-2	1-1-2	5-3-8	DNP	3-1-4	3-0-3	7-2-9	1-0-1		
Desmond Purnell	25-15-40	—	1-3-4	3-2-5	7-0-7	1-1-2	2-2-4	3-2-5	2-1-3	2-3-5	4-1-5		
VJ Payne	31-6-37	2-0-2	5-0-5	2-2-4	1-0-1	4-2-6	3-0-3	4-0-4	2-0-2	4-2-6	4-0-4		
Jacob Parrish	28-5-33	3-0-3	3-0-3	3-1-4	—	DNP	5-1-6	5-1-6	1-0-1	4-2-6	4-0-4		
Jake Clifton	17-7-24	—	DNP	DNP	2-0-2	2-2-4	2-1-3	2-1-3	3-0-3	5-3-8	1-0-1		
Keenan Garber	19-1-20	2-0-2	—	2-1-3	1-0-1	2-0-2	5-0-5	2-0-2	2-0-2	1-0-1	2-0-2		
Brendan Mott	15-4-19	2-0-2	1-1-2	—	3-0-3	2-2-4	4-0-4	1-0-4	—	1-0-1	1-1-2		
Colby McCalister	16-2-18	3-0-3	—	0-1-1	1-0-1	1-0-1	3-1-4	2-0-2	—	2-0-2	4-0-4		
Austin Romaine	12-6-18	—	2-1-3	—	3-0-3	2-4-6	3-1-4	DNP	2-0-2	—	—		
Uso Seumalo	7-10-17	1-1-2	1-1-2	0-2-2	1-0-1	1-2-3	2-0-2	—	—	0-4-4	1-0-1		
Cody Stufflebean	11-5-16	—	—	2-1-3	1-0-1	0-2-2	0-1-1	2-0-2	—	3-0-3	3-1-4		
Khalid Duke	12-3-15	2-0-2	3-0-3	1-0-1	2-0-2	1-1-2	1-0-1	0-1-1	2-0-2	0-1-1	—		
Beau Palmer	10-5-15	2-0-2	—	2-0-2	1-0-1	1-2-3	0-2-2	—	1-0-1	0-1-1	2-0-2		
Daniel Green	10-3-13	—	3-1-4	7-2-9	DNP	DNP	DNP	DNP	DNP	DNP	DNP		
Nate Matlack	8-4-12	2-0-2	1-1-2	—	1-0-1	1-1-2	1-0-1	0-1-1	2-0-2	0-1-1	—		
Tobi Osunsanmi	7-1-8	—	1-0-1	—	1-0-1	2-0-2	—	0-1-1	1-0-1	—	2-0-2		
Justice James	6-1-7	1-0-1	—	DNP	DNP	—	—	1-0-1	1-0-1	1-0-1	2-1-3		
Matthew Maschmeier	6-1-7	1-0-1	—	—	—	—	—	2-0-2	1-1-2	—	2-0-2		
Jevon Banks	5-2-7	—	—	1-0-1	1-0-1	—	1-0-1	1-1-2	1-0-1	—	0-1-1		

GAME-BY-GAME TACKLES FOR LOSS

PLAYER	UT-AT-TT	SEMO	TROY	MU	UCF	OSU	TTU	TCU	UH	UT	BU	KU	ISU
Austin Moore	10-0-20	3-0-6	2-0-3	1-0-1	1-0-1	0-5-1	—	0-5-4	1-0-1	—	1-0-3		
Khalid Duke	7-0-48	1-0-13	3-0-17	—	2-0-13	—	1-0-5	—	—	—	—		
Nate Matlack	5-5-35	2-0-19	1-0-2	—	1-0-5	0-5-0	—	—	1-0-9	—	—		
Brendan Mott	4-5-17	1-0-1	—	—	1-0-10	1-0-1	—	—	—	1-0-2	0-5-3		
Desmond Purnell	3-5-11	—	—	—	1-0-1	0-5-1	—	0-5-4	—	1-0-2	0-5-3		
Marques Sigle	3-0-11	DNP	—	1-0-3	—	—	1-0-7	—	1-0-1	—	—		
Austin Romaine	3-0-5	—	—	—	1-0-2	1-0-0	1-0-3	DNP	—	—	—		
Cody Stufflebean	2-5-14	—	—	—	—	0-5-1	—	—	—	—	2-0-13		
Daniel Green	2-5-8	—	—	2-5-8	DNP	DNP	DNP	DNP	DNP	DNP	DNP		
Kobe Savage	2-5-5	1-0-1	—	1-0-4	—	0-5-1	—	—	—	—	—		
Jevon Banks	2-0-10	—	—	1-0-6	—	—	—	1-0-4	—	—	—		
VJ Payne	2-0-5	—	—	1-0-2	—	1-0-3	—	—	—	—	—		
Beau Palmer	2-0-4	1-0-2	—	—	—	—	—	—	1-0-2	—	—		
Jake Clifton	2-0-3	—	DNP	DNP	—	—	—	—	1-0-1	1-0-2	—		
Colby McCalister	1-5-12	—	—	0-5-1	—	—	—	—	—	—	1-0-11		
Uso Seumalo	1-5-5	0-5-2	—	—	1-0-3	—	—	—	—	—	—		
Will Lee III	1-5-2	—	1-5-2	—	—	—	DNP	—	—	—	—		
Matthew Maschmeier	1-0-19	—	—	—	—	—	—	—	—	—	1-0-19		
Tobi Osunsanmi	1-0-12	—	1-0-12	—	—	—	—	—	—	—	—		
Damian Ilalio	1-0-3	0-5-2	—	—	—	0-5-1	—	—	—	DNP	DNP		
Keenan Garber	1-0-2	—	—	—	—	1-0-2	—	—	—	—	—		
Justice James	1-0-2	1-0-2	—	DNP	DNP	—	—	—	—	—	—		
Jacob Parrish	1-0-1	—	—	—	—	DNP	—	—	—	—	1-0-1		
Rex Van Wyhe	1-0-1	DNP	DNP	DNP	DNP	DNP	DNP	—	DNP	DNP	1-0-1		
Asa Newsom	0-5-0	—	0-5-0	—	—	DNP	DNP	DNP	DNP	DNP	DNP		
TOTAL	64-256	11-48	9-36	8-25	8-35	7-11	3-15	2-12	5-14	3-6	8-54		

GAME-BY-GAME SACKS

PLAYER	UT-AT-TT	SEMO	TROY	MU	UCF	OSU	TTU	TCU	UH	UT	BU	KU	ISU
Khalid Duke	5-0-46	1-0-13	2-0-16	—	1-0-12	—	1-0-5	—	—	—	—		
Nate Matlack	4-0-32	1-0-16	1-0-2	—	1-0-5	—	—	—	1-0-9	—	—		
Cody Stufflebean	2-0-13	—	—	—	—	—	—	—	—	—	2-0-13		
Jevon Banks	2-0-10	—	—	1-0-6	—	—	—	1-0-4	—	—	—		
Austin Moore	1-5-8	1-0-4	—	—	—	—	—	0-5-4	—	—	—		
Uso Seumalo	1-5-5	0-5-2	—	—	1-0-3	—	—	—	—	—	—		
Tobi Osunsanmi	1-0-12	—	1-0-12	—	—	—	—	—	—	—	—		
Colby McCalister	1-0-11	—	—	—	—	—	—	—	—	—	1-0-11		
Brendan Mott	1-0-10	—	—	—	1-0-10	—	—	—	—	—	—		
Daniel Green	1-0-7	—	—	1-0-7	DNP	DNP	DNP	DNP	DNP	DNP	DNP		
Austin Romaine	1-0-3	—	—	—	—	—	1-0-3	DNP	—	—	—		
Desmond Purnell	0-5-4	—	—	—	—	—	—	0-5-4	—	—	—		
Damian Ilalio	0-5-2	0-5-2	—	—	—	—	—	—	—	DNP	DNP		
TOTAL	22-163	4-37	4-30	2-13	4-30	0-0	2-8	2-12	1-9	0-0	3-24		



GAME-BY-GAME SUMMARIES

GAME	Final Score	Score By Quarter				First Downs				Rushing			Passing			Total Offense		Punting	Fumbles	Penalty	Third Downs	Total ToP
		1	2	3	4 (OT)	Ru	Pa	Pn	Tot	Att	Yds	TD	C-A-I	Yds	TD	Att	Yds	No-Avg	No-Lost	No-Yds		
SEMO	0	0	0	0	0	3	9	1	13	26	6	0	25-37-0	221	0	63	227	8-41.0	0-0	5-65	4-14	30:35
K-State	45	7	28	3	7	11	16	1	28	40	228	3	22-31-1	360	3	71	588	2-41.0	1-0	4-36	4-10	29:25
Troy	13	0	10	0	3	2	10	3	15	28	70	0	22-38-1	216	1	66	286	5-39.0	3-1	3-22	6-17	30:23
K-State	42	7	14	7	14	9	10	1	20	38	147	3	21-32-1	250	3	70	397	5-39.2	0-0	5-45	10-15	29:37
K-State	27	7	7	10	3	7	11	1	19	35	138	0	25-39-1	270	3	74	408	5-38.4	0-0	7-65	8-17	34:00
Missouri	30	10	7	0	13	3	15	2	20	28	74	1	23-36-0	356	2	64	430	6-44.0	0-0	6-40	3-13	26:00
UCF	31	10	7	7	7	6	10	3	19	34	143	1	14-25-1	264	3	59	407	2-39.0	1-1	10-80	5-12	25:37
K-State	44	7	14	10	13	12	16	4	32	40	281	6	27-42-1	255	0	82	536	1-69.0	0-0	5-63	9-15	34:23
K-State	21	0	7	8	6	12	6	0	18	38	220	2	15-34-3	152	1	72	372	4-48.5	1-0	4-32	6-16	25:18
Oklahoma State	29	10	10	6	3	7	13	0	20	40	174	1	20-36-0	238	0	76	412	3-40.3	0-0	5-45	6-18	34:42
K-State	38	10	7	14	7	14	8	2	24	47	272	5	14-18-0	163	0	65	435	5-44.0	0-0	5-45	4-11	32:27
Texas Tech	21	0	14	7	0	8	14	1	23	30	182	2	30-49-3	298	1	79	480	4-35.2	0-0	5-45	4-13	27:15
TCU	3	3	0	0	0	6	11	2	19	22	113	0	23-43-1	187	0	65	300	5-46.0	0-0	4-33	2-13	21:10
K-State	41	21	6	7	7	20	8	1	29	52	343	1	15-26-0	244	4	78	587	1-34.0	1-0	6-45	10-13	38:50
Houston	0	0	0	0	0	7	4	0	11	26	113	0	15-33-1	95	0	59	208	5-40.0	1-1	6-60	3-14	25:26
K-State	41	7	21	7	6	14	9	1	24	46	179	3	21-24-0	215	3	70	394	3-38.0	1-1	1-5	10-14	34:34
K-State	30	0	7	7	16 (0)	3	16	1	20	29	30	0	26-43-1	327	4	72	357	7-45.4	2-1	7-50	2-14	27:52
Texas	33	10	7	10	3 (3)	9	9	0	18	37	230	2	19-37-2	248	1	74	478	5-34.4	2-1	10-67	2-15	32:08
Baylor	25	7	6	6	6	7	11	2	20	35	85	0	23-47-1	247	4	82	332	4-42.0	3-3	4-45	4-17	31:58
K-State	59	21	14	17	7	6	15	1	22	37	183	2	21-34-0	268	4	71	451	4-47.2	0-0	5-42	4-12	28:02
K-State																						
Kansas																						
Iowa State																						
K-State																						

GAME-BY-GAME STARTERS

OFFENSE

Opponent	WR	LT	LG	C	RG	RT	TE	QB	RB	WR	WR
SEMO	Garcia II	Leveston	Beebe	Gillum	Panzer	Willis	Sinnott	Howard	Giddens	Jackson	Brooks
Troy	Garcia II	Leveston	Beebe	Gillum	Panzer	Willis	Sinnott	Howard	Giddens	Swanson (te)	Brooks
Missouri	Garcia II	Leveston	Beebe	Gillum	Panzer	Willis	Sinnott	Howard	Giddens	Jackson	Brooks
UCF	Jackson	Leveston	Beebe	Gillum	Panzer	Willis	Sinnott	Howard	Giddens	Oakley (te)	Brooks
Oklahoma State	Garcia II	Leveston	Beebe	Gillum	Panzer	Willis	Sinnott	Howard	Giddens	Jackson	Brooks
Texas Tech	Jackson	Leveston	Beebe	Gillum	Panzer	Willis	Sinnott	Howard	Giddens	Swanson (te)	Brooks
TCU	K. Johnson	Leveston	Beebe	Gillum	Panzer	Willis	Sinnott	Howard	Giddens	A. Johnson (qb)	Brooks
Houston	Brown	Leveston	Beebe	Gillum	Panzer	Duffie	Sinnott	Howard	Giddens	Swanson (te)	Brooks
Texas	Brown	Leveston	Beebe	Gillum	Panzer	Duffie	Sinnott	Howard	Giddens	K. Johnson	Brooks
Baylor	Brown	Leveston	Beebe	Gillum	Panzer	Duffie	Sinnott	Howard	Giddens	K. Johnson	Brooks
Kansas											
Iowa State											

DEFENSE

OPPONENT	DE	DT	DE	SLB	MLB	WLB	CB	SS	JS	FS	CB
SEMO	Duke	Ilalio	Mott	Purnell	Green	Moore	Lee III	Savage	Payne	McCalister	Parrish
Troy	Duke	Seumalo	Mott	Purnell	Green	Moore	Lee III	Savage	Payne	Sigle	Parrish
Missouri	Duke	Seumalo	Mott	Purnell	Green	Moore	Lee III	Savage	Payne	Sigle	Parrish
UCF	Duke	Seumalo	Mott	Purnell	Romaine	Moore	Lee III	Payne	Savage	Sigle	Parrish
Oklahoma State	Duke	Seumalo	Mott	Purnell	Romaine	Moore	Lee III	Payne	Savage	Sigle	Garber
Texas Tech	Duke	Seumalo	Mott	Purnell	Romaine	Moore	Garber	Payne	Savage	Sigle	Parrish
TCU	Duke	Seumalo	Mott	Purnell	Clifton	Moore	Garber	Payne	Savage	Sigle	Parrish
Houston	Duke	Seumalo	Mott	Purnell	Romaine	Moore	Garber	Payne	Savage	Sigle	Parrish
Texas	Duke	Seumalo	Mott	Purnell	Clifton	Moore	Lee III	Payne	Savage	Sigle	Parrish
Baylor	Duke	Seumalo	Mott	Purnell	Clifton	Moore	Lee III	Payne	Savage	Sigle	Parrish
Kansas											
Iowa State											

TURNOVER CHART

GAME	TAKEAWAYS			GIVEAWAYS			DIFF.	K-STATE PTS OFF	OPP PTS OFF
	FUM	INT	TOT	FUM	INT	TOT			
SEMO	0	0	0	0	1	1	-1	0	0
Troy	1	1	2	0	1	1	+1	0	3
Missouri	0	0	0	0	1	1	-1	0	3
UCF	1	1	2	0	1	1	+1	7	7
Oklahoma State	0	0	0	0	3	3	-3	0	7
Texas Tech	0	3	3	0	0	0	+3	14	0
TCU	0	1	1	0	0	0	+1	0	0
Houston	1	1	2	1	0	1	+1	14	0
Texas	1	2	3	1	1	2	+1	14	7
Baylor	3	1	4	0	0	0	+4	21	0
Kansas									
Iowa State									
TOTAL	7	10	17	2	8	10	+7	70	27
AVG. PER GAME	0.70	1.00	1.70	0.20	0.80	1.00	+0.70	7.0	2.7



SCORING DRIVES

KANSAS STATE

OPPONENT	QTR	TD	FG	PLAYER(S)	PLAY	PL	YDS	TIME
SEMO	1	X		Will Howard to Jadon Jackson	33 yd pass	9	67	4:03
	2	X		Will Howard	1 yd run	13	84	5:45
	2	X		Will Howard to RJ Garcia II	37 yd pass	6	87	2:16
	2	X		Treshaun Ward	3 yd run	4	60	1:42
	2	X		Treshaun Ward to Will Howard	8 yd pass	9	89	1:36
	3		X	Chris Tennant	51 yd field goal	7	34	2:37
	4	X		Avery Johnson	7 yd run	8	79	3:42
Troy	1	X		Will Howard to Jadon Jackson	9 yd pass	8	71	3:20
	2	X		Phillip Brooks	2 yd run	12	56	4:25
	2	X		Will Howard to Phillip Brooks	39 yd pass	5	66	0:39
	3	X		Will Howard	2 yd run	8	44	3:17
	4	X		Treshaun ward	1 yd run	9	76	5:04
	4	X		Will Howard	1 yd run	6	34	4:14
Missouri	1	X		Will Howard to Phillip Brooks	10 yd pass	11	75	4:44
	2	X		Will Howard to Ben Sinnott	3 yd pass	10	64	4:46
	3		X	Chris Tennant	46 yd field goal	6	16	2:37
	3	X		Will Howard to Ben Sinnott	3 yd pass	12	74	5:52
	4	X		Chris Tennant	26 yd field goal	8	67	2:59
	1	X		DJ Giddens	1 yd run	8	75	3:26
	2	X		DJ Giddens	9 yd run	12	84	4:23
	2	X		DJ Giddens	18 yd run	8	62	4:01
	3		X	Chris Tennant	30 yd field goal	9	63	4:07
	3	X		Will Howard	2 yd run	11	85	5:09
	4	X		DJ Giddens	3 yd run	13	65	6:05
	4	X		Will Howard	31 yd run	2	36	0:53
Oklahoma State	2	X		Will Howard to Ben Sinnott	1 yd pass	7	92	3:01
	3	X		Treshaun Ward	11 yd run	10	65	4:30
	4	X		Will Howard	6 yd run	8	75	2:35
	1		X	Chris Tennant	47 yd field goal	8	50	3:32
	1	X		Avery Johnson	2 yd run	5	59	2:15
	2	X		Avery Johnson	5 yd run	7	80	2:44
	3	X		Avery Johnson	30 yd run	9	75	7:07
	3	X		Avery Johnson	11 yd run	1	11	0:04
	4	X		Avery Johnson	3 yd run	10	80	5:59
TCU	1	X		DJ Giddens	2 yd run	8	75	3:15
	1	X		Avery Johnson to Treshaun Ward	3 yd pass	7	73	3:57
	1	X		Will Howard to DJ Giddens	61 yd pass	3	75	1:06
	2		X	Chris Tennant	27 yd field goal	12	79	5:21
	2		X	Chris Tennant	40 yd field goal	10	58	2:43
	3	X		Will Howard to Jayce Brown	11 yd pass	13	81	7:53
	4	X		Will Howard to Will Swanson	5 yd pass	8	49	5:32
Houston	1	X		Will Howard to Garrett Oakley	12 yd pass	12	75	5:23
	2	X		Will Howard to Phillip Brooks	21 yd pass	15	89	7:48
	2	X		Treshaun Ward	1 yd run	9	72	4:06
	2	X		DJ Giddens	9 yd run	5	44	2:29
	3	X		DJ Giddens	13 yd run	2	24	0:38
	4	X		Avery Johnson to Seth Porter	7 yd pass	8	42	3:33
Texas	2	X		Will Howard to Phillip Brooks	6 yd pass	4	42	0:41
	3	X		Will Howard to Phillip Brooks	26 yd pass	8	75	4:13
	4	X		Will Howard to Keagan Johnson	12 yd pass	2	12	0:15
	4	X		Will Howard to Jayce Brown	32 yd pass	1	32	0:07
	4		X	Chris Tennant	45 yd field goal	10	33	1:17
Baylor	1	X		Will Howard to DJ Giddens	18 yd pass	12	81	4:30
	1	X		Will Howard to Ben Sinnott	14 yd pass	8	56	2:00
	1	X		Desmond Purnell	15 yd fumble return	—	—	—
	2	X		Will Howard	1 yd run	9	78	3:46
	2	X		Will Howard to Christian Moore	2 yd pass	1	2	0:04
	3		X	Chris Tennant	33 yd field goal	9	62	4:31
	3	X		Treshaun Ward	4 yd run	9	73	3:36
	3	X		Keenan Garber	45 yd interception return	—	—	—
	4	X		Avery Johnson to Garrett Oakley	28 yd pass	3	38	1:16

OPPONENTS

OPPONENT	QTR	TD	FG	PLAYER(S)	PLAY	PL	YDS	TIME
Troy	2		X	Scott Taylor Renfroe	24 yd field goal	14	73	6:44
	2		X	Gunnar Watson to Chris Lewis	21 yd pass	5	75	1:37
	4		X	Scott Taylor Renfroe	37 yd field goal	6	62	2:02
Missouri	1	X		Brady Cook to Luther Burden	47 yd pass	6	75	2:49
	1		X	Harrison Mevis	30 yd field goal	7	35	3:04
	2		X	Brady Cook	1 yd run	6	75	2:29
	4		X	Harrison Mevis	25 yd field goal	6	68	1:51
	4		X	Brady Cook to Luther Burden	26 yd pass	2	77	0:29
	4		X	Harrison Mevis	61 yd field goal	10	38	1:25
UCF	1		X	Colton Boomer	29 yd field goal	6	63	2:26
	1		X	Timmy McClain to RJ Harvey	27 yd pass	9	57	5:11
	2		X	Timmy McClain to Kobe Hudson	69 yd pass	2	76	0:41
	3		X	Timmy McClain to Kobe Hudson	46 yd pass	3	46	1:10
	4		X	RJ Harvey	1 yd run	11	75	1:58
Oklahoma State	1	X		Ollie Gordon	2 yd run	15	72	5:24
	1		X	Alex Hale	43 yd field goal	8	47	3:58
	2		X	Alex Hale	34 yd field goal	8	63	3:08
	2		X	Cameron Epps	35 yd interception return	—	—	—
	3		X	Alex Hale	53 yd field goal	8	31	2:49
	3		X	Alex Hale	31 yd field goal	6	54	3:22
	4		X	Alex Hale	25 yd field goal	5	18	1:18
Texas Tech	2	X		Behren Morton	1 yd run	14	75	6:01
	2	X		Tahj Brooks	2 yd run	7	89	0:54
	3	X		Jake Strong to Jerard Bradley	8 yd pass	10	99	4:04
TCU	1		X	Griffin Kell	32 yd field goal	8	61	2:06
	1	X		Maalik Murphy to Adonai Mitchell	37 yd pass	3	47	1:13
Texas	1		X	Bert Auburn	32 yd field goal	9	79	3:58
	2		X	CJ Baxter	54 yd run	4	63	2:37
	3	X		Jonathan Brooks	5 yd run	1	5	0:05
	3		X	Bert Auburn	49 yd field goal	7	41	3:07
	4		X	Bert Auburn	34 yd field goal	14	69	6:27
	OT		X	Bert Auburn	42 yd field goal	4	1	—
Baylor	1	X		Blake Shapen to Dawson Pendergrass	13 yd pass	5	72	2:19
	2	X		Blake Shapen to Dawson Pendergrass	1 yd pass	3	16	1:17
	3	X		Blake Shapen to Drake Dabney	63 yd pass	3	72	0:54
	4	X		Blake Shapen to Monaray Baldwin	6 yd pass	10	77	3:00

DRIVE SUPERLATIVES

	KANSAS STATE	OPPONENT
Most Plays/Result	15/TD vs. Houston	16/End of Game by TCU
Most Yards/Result	92/TD at Oklahoma State	99/TD by Texas Tech
Most Time/Result	7:53/TD vs. TCU	6:47/Punt by Baylor

AVERAGE STARTING FIELD POSITION

	Total Drives	Total Yd. Line	Average Field Pos.	Started in Opp.	Total Scores	TD	FG	MFG	Punts	Downs	To	Clock	Total Off. Points
K-State	123	3,928	Own 32	20	59	50	9	3	37	8	10	9	374
Opponents	127	3,501	Own 28	13	40	19	15	3	43	16	17	11	175



DRIVE CHART (NO. OF DRIVES/TD/FG)

Drive Start Result	1-9 NO/TD/FG	10-19 NO/TD/FG	20-29 NO/TD/FG	30-39 NO/TD/FG	40-49 NO/TD/FG	50+ NO/TD/FG
SEMO	1/0/0	3/3/0	1/1/0	3/1/1	1/1/0	2/0/0
Troy	0/0/0	0/0/0	3/2/0	3/1/0	3/1/0	4/2/0
Missouri	0/0/0	1/0/0	6/2/0	4/1/1	1/0/0	1/0/1
UCF	0/0/0	4/2/0	2/1/1	4/2/0	0/0/0	1/1/0
Oklahoma State	1/1/0	2/0/0	8/1/0	1/1/0	1/0/0	0/0/0
Texas Tech	0/0/0	1/0/0	8/2/1	1/0/0	1/1/0	2/1/0
TCU	0/0/0	4/1/1	4/3/1	0/0/0	0/0/0	1/1/0
Houston	0/0/0	1/1/0	4/2/0	1/0/0	2/0/0	3/3/0
Texas	2/0/0	1/0/0	9/1/0	0/0/0	1/0/1	4/3/0
Baylor	1/0/0	3/1/0	4/2/1	1/0/0	1/1/0	3/2/0
Kansas						
Iowa State						

3-AND-OUT

	Kansas State 3-and-Out/Drives	Opponent 3-and-Out/Drives
SEMO	1/11	4/12
Troy	4/13	5/13
Missouri	3/13	3/13
UCF	1/11	1/12
Oklahoma State	2/13	3/13
Texas Tech	3/13	2/12
TCU	0/9	1/9
Houston	2/11	3/12
Texas	5/17	3/16
Baylor	3/13	2/16
Kansas		
Iowa State		

SCORING DRIVE ANALYSIS

Yardage	KANSAS STATE		OPPONENTS	
	TD	FG	TD	FG
No Drive	2	0	1	0
Minus Yds.	0	0	0	0
0-9	1	0	1	1
10-19	2	1	1	1
20-29	1	0	0	0
30-39	4	2	0	3
40-49	5	0	2	2
50-59	3	2	1	1
60-69	7	3	1	6
70-79	16	1	11	2
80-89	10	0	1	0
90-99	1	0	1	0

GAME OPENING DRIVES

Opponent	KANSAS STATE			OPPONENTS		
	Pts.	1st Dns.	Yds.	Pts.	1st Dns.	Yds.
SEMO	7	4	67	0	0	-3
Troy	7	3	71	0	0	4
Missouri	7	4	75	7	3	75
UCF	7	3	75	3	2	63
Oklahoma State	0	0	3	7	6	72
Texas Tech	3	3	50	0	1	20
TCU	7	4	75	0	1	16
Houston	7	5	75	0	2	31
Texas	0	1	8	0	2	32
Baylor	7	5	81	7	4	72
Kansas						
Iowa State						

SECOND HALF OPENING DRIVES

Opponent	KANSAS STATE			OPPONENTS		
	Pts.	1st Dns.	Yds.	Pts.	1st Dns.	Yds.
SEMO	3	2	34	0	1	18
Troy	0	0	2	0	0	9
Missouri	0	0	-5	3	1	16
UCF	3	3	63	0	1	46
Oklahoma State	0	8	43	3	2	31
Texas Tech	0	0	4	0	1	21
TCU	7	6	81	0	3	56
Houston	0	0	7	0	1	19
Texas	0	0	9	0	2	22
Baylor	7	2	62	0	1	17
Kansas						
Iowa State						

3RD-DOWN CONVERSIONS (INCLUDES 3RD-AND-GOAL SITUATIONS)

BY QUARTER	1	2	3	4/OT	TOTAL
KANSAS STATE	18-28	17-39	15-31	17-38	67-136
PCT.	.643	.436	.484	.447	.493
Opponents	14-33	9-41	8-30	8-42	39-146
PCT.	.424	.220	.267	.190	.267
BY YARDAGE	1-3	4-6	7-10	11+	TOTAL
KANSAS STATE	36-46	14-33	14-42	3-15	67-136
PCT.	.783	.424	.333	.200	.493
Opponents	16-28	7-30	12-59	4-29	39-146
PCT.	.571	.233	.203	.137	.267

WHO CONVERTS FOR K-STATE: Ward 15, Giddens 13, Howard 10, Brooks 6, A. Johnson 6, K. Johnson 4, J. Jackson 3, Sinnott 3, Brown 1, Oakley 2, Swanson 2, Frias II 1, Garcia II 1

RED ZONE

Opponent	Times Inside		Times	Total	Total	Rush	Pass	FGs	<----- Failed to score inside opp. 20 ----->					Game
	Score	Opp. 20	Scored	Pts	TDs	TDs	TDs	Made	FGA	Downs	Int	Fumb	Half	
SEMO	45-0	5	4	28	4	3	1	0	0	1	0	0	0	0
Troy	42-13	5	5	35	5	3	2	0	0	0	0	0	0	0
Missouri	27-30	4	4	24	3	0	3	1	0	0	0	0	0	0
UCF	44-317	6	37	5	5	0	1	1	1	0	0	0	0	0
Oklahoma State	21-29	4	3	21	3	2	1	0	0	1	0	0	0	0
Texas Tech	38-21	4	4	28	4	4	0	0	0	0	0	0	0	0
TCU	41-3	6	6	34	4	1	3	2	0	0	0	0	0	0
Houston	41-0	5	5	34	5	3	2	0	0	0	0	0	0	0
Texas	30-33 (OT)	4	2	14	2	0	2	0	1	1	0	0	0	0
Baylor	59-25	6	6	38	5	2	3	1	0	0	0	0		
Kansas														
Iowa State														
K-State	388-185	50	45	293	40	23	17	5	2	3	0	0	0	0
Opponents	185-388	27	22	104	10	6	4	12	1	2	1	0	0	1

Season Percentage - Overall: 45 of 50 (90.0%)

Season Percentage - Touchdowns: 40 of 50 (80.0%)

Season Percentage - Field Goals: 5 of 50 (10.0%)



20-PLUS YARD PLAYS

YARDS	TYPE	PLAYER(S)	OPPONENT	QTR
70	Run	Will Howard	Oklahoma State	2
61*	Pass	Will Howard to DJ Giddens	TCU	1
45*	Interception Return	Keenan Garber	Baylor	3
44	Pass	Will Howard to RJ Garcia II	SEMO	3
43	Pass	Avery Johnson to Jayce Brown	TCU	2
43	Run	DJ Giddens	SEMO	2
42	Pass	Will Howard to Ben Sinnott	Texas Tech	2
41	Pass	Will Howard to Ben Sinnott	SEMO	2
40	Pass	Will Howard to Jadon Jackson	Baylor	3
40	Pass	Will Howard to Phillip Brooks	Houston	2
40	Pass	Will Howard to Jadon Jackson	Troy	4
40	Pass	Will Howard to Ben Sinnott	SEMO	1
39*	Pass	Will Howard to Phillip Brooks	Troy	2
38	Kickoff Return	Treshaun Ward	Baylor	1
37	Pass	Will Howard to RJ Garcia II	SEMO	2
36	Run	DJ Giddens	UCF	1
36	Kickoff Return	Phillip Brooks	Missouri	1
35	Pass	Will Howard to Ben Sinnott	Baylor	3
35	Run	DJ Giddens	Baylor	1
34	Pass	Will Howard to Ben Sinnott	Missouri	2
33	Pass	Will Howard to Treshaun Ward	Missouri	4
33	Pass	Will Howard to Ben Sinnott	Missouri	3
33	Kickoff Return	Phillip Brooks	SEMO	3
33*	Pass	Will Howard to Jadon Jackson	SEMO	1
31*	Run	Will Howard	UCF	4
32*	Pass	Will Howard to Jayce Brown	Texas	4
31	Run	DJ Giddens	UCF	3
30	Run	Will Howard	TCU	1
30*	Run	Avery Johnson	Texas Tech	3
29	Run	Will Howard	Oklahoma State	4
29	Pass	Will Howard to Ben Sinnott	Oklahoma State	3
29	Punt Return	Phillip Brooks	Troy	3
28*	Pass	Avery Johnson to Garrett Oakley	Baylor	4
28	Pass	Will Howard to Jayce Brown	Texas	2
26*	Pass	Will Howard to Phillip Brooks	Texas	3
26	Interception Return	Jacob Parrish	Texas	2
26	Pass	Avery Johnson to Jayce Brown	TCU	1
25	Pass	Will Howard to Phillip Brooks	Oklahoma State	4
24	Pass	Will Howard to DJ Giddens	UCF	2
24	Pass	Will Howard to Jadon Jackson	Troy	1
24	Pass	Avery Johnson to Tre Spivey	SEMO	3
23	Pass	Will Howard to DJ Giddens	Houston	1
23	Run	DJ Giddens	TCU	2
23	Run	Avery Johnson	TCU	1
23	Kickoff Return	Phillip Brooks	Troy	1
22	Pass	Will Howard to Ben Sinnott	Texas	2
22	Pass	Will Howard to Phillip Brooks	Texas Tech	1
22	Pass	Will Howard to Phillip Brooks	UCF	2
22	Pass	Will Howard to Ben Sinnott	UCF	1
22	Kickoff Return	Phillip Brooks	Troy	4
22	Pass	Will Howard to Phillip Brooks	Troy	1
22	Pass	Will Howard to Phillip Brooks	SEMO	2
21	Pass	Avery Johnson to Will Swanson	Houston	4
21	Pass	Avery Johnson to Jayce Brown	Texas Tech	4
21	Pass	Will Howard to Jadon Jackson	Missouri	2
20	Pass	Will Howard to Keagan Johnson	Texas	3
20	Run	Will Howard	TCU	3
20	Pass	Will Howard to Keagan Johnson	Oklahoma State	4
20	Run	Treshaun Ward	Troy	1

* Touchdown

BY PLAY

Pass.....	38
Rush.....	13
Kickoff Return.....	5
Interception Return.....	2
Punt Return.....	1

BY GAME

SEMO.....	9
Troy.....	8
Missouri.....	5
UCF.....	6
Oklahoma State.....	5
Texas Tech.....	4
TCU.....	7
Houston.....	3
Texas.....	6
Baylor.....	6

BY QUARTER

1st.....	17
2nd.....	17
3rd.....	14
4th.....	11

RUSHING

DJ Giddens.....	5
Will Howard.....	5
Avery Johnson.....	2
Treshaun Ward.....	1

PASSING

Will Howard.....	32
Avery Johnson.....	6

RECEIVING

Ben Sinnott.....	9
Phillip Brooks.....	8
Jayce Brown.....	5
Jadon Jackson.....	5
DJ Giddens.....	4
Keagan Johnson.....	2
RJ Garcia II.....	1
Garrett Oakley.....	1
Tre Spivey.....	1
Will Swanson.....	1
Treshaun Ward.....	1

KICKOFF RETURN

Phillip Brooks.....	4
Treshaun Ward.....	1

PUNT RETURN

Phillip Brooks.....	1
---------------------	---

INTERCEPTION RETURN

Keenan Garber.....	1
Jacob Parrish.....	1

LONGEST OPPONENT PLAYS

Pass – 69 (Timmy McClain to Kobe Hudson, UCF)
Rush – 54 (Jake Strong, Texas Tech and CJ Baxter, Texas)
Kickoff Return – 51 (Johnny Richardson, UCF)
Punt Return – 70 (Josh Cameron, Baylor)
Interception Return – 35 (Cameron Epps, Oklahoma State)
Fumble Return – None



SUPERLATIVES

TEAM			
K-State High	K-State Team Low	Points	Opponent High
59 vs. Baylor	21 at Oklahoma State	33, Texas	Opponent Low
588 vs. SEMO	357 at Texas	Total Offense	0, SEMO/Houston
82 vs. UCF	65 at Texas Tech	480, Texas Tech	208, Houston
8.3 vs. SEMO	5.0 at Texas	Plays	59, UCF/Houston
32 vs. UCF	18 at Oklahoma State	Yards Per Play	3.5, Houston
10 vs. Troy/TCU/Houston	2 at Texas	First Downs	11, Houston
76.9 vs. TCU	14.3 at Texas	3rd Down Conversions	2, TCU/Texas
343 vs. TCU	30 at Texas	3rd Down Percentage (Min. 5 Att)	13.3, Texas
52 vs. TCU	29 at Texas	Rushing Yards	6, SEMO
7.0 vs. UCF	1.0 at Texas	Rushes	22, TCU
6 vs. UCF	0 at Missouri/Texas	Yards Per Carry	0.2, SEMO
360 vs. SEMO	152 at Oklahoma State	Rushing Touchdowns	0, SEMO/Troy/TCU/Houston/Baylor
43 at Texas	18 at Texas Tech	Passing Yards	95, Houston
27 vs. UCF	14 at Texas Tech	Passing Attempts	25, UCF
4 vs. TCU/Texas/Baylor	0 vs. UCF/Texas Tech	Completions	14, UCF
87.5 vs. Houston	44.1 at Oklahoma State	Passing Touchdowns	0, SEMO/Oklahoma State/TCU/Houston
204.0 vs. Houston	73.7 at Oklahoma State	Completion Percentage (Min. 10 Att)	45.5, Houston
2 vs. Missouri/TCU	0 vs. Troy/Houston	Passing Efficiency (Min. 10 Att)	65.6, Houston
48.5 at Oklahoma State	38.0 vs. Houston	Field Goals	0, SEMO/Texas Tech/Houston/Baylor
37 vs. Troy	-5 vs. Baylor	Punting Average (Min. 3 Att)	34.4, Texas
70 vs. Baylor	0 vs. TCU/Houston/Texas	Punt Return Yards	0, SEMO/Troy/MU/OSU/TCU
4 vs. SEMO/Troy/UCF	0 at Oklahoma State/Texas	Kickoff Return Yards	37, SEMO
11 vs. SEMO	2 vs. TCU	Sacks By	0, SEMO
3 at Texas Tech	0 vs. SEMO/Missouri/Oklahoma State	TFLs By	2, UCF/Baylor
7 at Missouri/Texas	1 vs. Houston	Interceptions By	0, Texas Tech/TCU/Houston/Baylor
65 at Missouri	5 vs. Houston	Penalties	3, Troy
3 at Oklahoma State	0 vs. Texas Tech/TCU/Baylor	Penalty Yards	22, Troy
		Turnovers	0, SEMO/Missouri/Oklahoma State

INDIVIDUAL

K-State High		Opponent High
207, DJ Giddens vs. UCF	Rushing Yards	136, Ollie Gordon, Oklahoma State
30, DJ Giddens vs. UCF	Rushes	22, Jonathan Brooks, Texas
10.4, Will Howard at Oklahoma State	Yards Per Carry (Min. 10 Att)	9.0, CJ Baxter, Texas
70, Will Howard at Oklahoma State	Long Rush	54, Jake Strong, Texas Tech and CJ Baxter, Texas
31, Will Howard vs. UCF	Longest Touchdown Rush	54, CJ Baxter, Texas
5, Avery Johnson at Texas Tech	Rushing Touchdowns	1, seven players
327, Will Howard at Texas	Passing Yards	356, Brady Cook, Missouri
42, Will Howard vs. UCF	Passing Attempts	45, Blake Shapen, Baylor
27, Will Howard vs. UCF	Completions	24, Paxton DeLaurent, SEMO
61, Will Howard vs. TCU	Longest Pass	69, Timmy McClain, UCF
61, Will Howard vs. TCU	Longest Touchdown Pass	69, Timmy McClain, UCF
4, Will Howard at Texas	Passing Touchdowns	4, Blake Shapen, Baylor
88.2, Will Howard, Houston	Completion Percentage (Min. 10 Att)	66.7, Paxton DeLaurent, SEMO and Behren Morton, Texas Tech
208.1, Will Howard vs. Houston	Passing Efficiency (Min. 10 Att)	183.7, Timmy McClain, UCF
119, RJ Garcia II vs. SEMO	Receiving Yards	149, Adonai Mitchell, Texas
8, DJ Giddens vs. UCF	Receptions	10, Ryan Flournoy, SEMO
23.8, RJ Garcia II vs. SEMO	Yards Per Catch (Min. 3 Rec)	27.6, Kobe Hudson, UCF
61, DJ Giddens vs. TCU	Long Catch	69, Kobe Hudson, UCF
61, DJ Giddens vs. TCU	Longest Touchdown Catch	69, Kobe Hudson, UCF
2, Ben Sinnott at Missouri and Phillip Brooks at Texas	Receiving Touchdowns	2, three players
319, Will Howard vs. UCF	Total Offense	358, Brady Cok, Missouri
293, DJ Giddens vs. UCF	All-Purpose Yards	149, Adonai Mitchell, Texas
2, Chris Tennant vs. Missouri/TCU	Field Goals	5, Alex Hale, Oklahoma State
51, Chris Tennant vs. SEMO	Longest Field Goal	61, Harrison Mevis, Missouri
7, Jack Blumer at Texas	Punts	8, Adam Heston, SEMO
48.5, Jack Blumer at Oklahoma State	Punting Average (Min. 3 Att)	46.0, Jordy Sandy, TCU
69, Jack Blumer vs. UCF	Longest Punt	57, Austin McNamara, Texas Tech
29, Phillip Brooks vs. Troy	Longest Punt Return	70, Josh Cameron, Baylor
38, Treshaun Ward vs. Baylor	Longest Kickoff Return	51, Johnny Richardson, UCF
9, Daniel Green at Missouri and Will Lee III at Texas	Tackles	17, Martin Nickolas, Oklahoma State
8, Kobe Savage at Missouri	Solo Tackles	12, Jason Johnson, UCF
3.0, Austin Moore vs. SEMO and Khalid Duke vs. Troy	Tackles for Loss	2.5, Martin Nickolas, Oklahoma State
2.0, Khalid Duke vs. Troy/Cody Stufflebean vs. Baylor	Sacks	2.0, Ethan Burke and Barryn Sorrell, Texas
2, five times	Passes Broken Up	2, five players
2, Kobe Savage at Texas Tech and Jacob Parrish at Texas	Interceptions	2, Cameron Epps, Oklahoma State
45, Keenan Garber vs. Baylor	Longest Interception Return	35, Cameron Epps, Oklahoma State



GAME ONE

SEMO

16/17 K-STATE

0 0 0 0 - 0
7 28 3 7 - 45

Sept. 2 | Bill Snyder Family Stadium | Manhattan, Kan. | 6:02 p.m. | Att: 52,066



WILL HOWARD

TEAM STATISTICS

	SEMO	K-STATE
FIRST DOWNS	13	28
Rushing	3	11
Passing	9	16
Penalty	1	1
NET YARDS RUSHING	6	228
Rushing Attempts	26	40
Average Per Rush	0.2	5.7
Rushing Touchdowns	0	3
Yards Gained Rushing	52	235
Yards Lost Rushing	46	7
NET YARDS PASSING	221	360
Completions-Attempts-Int	25-37-0	22-31-1
Average Per Attempt	6.0	11.6
Average Per Completion	8.8	16.4
Passing Touchdowns	0	3
TOTAL OFFENSE YARDS	227	588
Total offense plays	63	71
Average Gain Per Play	3.6	8.3
Fumbles: Number-Lost	0-0	1-0
Penalties: Number-Yards	5-65	4-36
PUNTS-YARDS	8-328	2-82
Average Yards Per Punt	41.0	41.0
Net Yards Per Punt	41.0	41.0
Inside 20	4	2
50+ Yards	1	0
Touchbacks	0	0
Fair catch	6	0
KICKOFFS-YARDS	1-65	8-520
Average Yards Per Kickoff	65.0	65.0
Net Yards Per Kickoff	32.0	41.6
Touchbacks	0	6
Punt returns: Number-Yards-TD	0-0-0	0-0-0
Average Per Return	0.0	0.0
Kickoff returns: Number-Yds-TD	2-37-0	1-33-0
Average Per Return	18.5	33.0
Interceptions: Number-Yds-TD	1-20-0	0-0-0
Fumble Returns: Number-Yds-TD	0-0-0	0-0-0
Possession Time	30:35	29:25
1st Quarter	7:44	7:16
2nd Quarter	6:23	8:37
3rd Quarter	7:02	7:58
4th Quarter	9:26	5:34
Third-Down Conversions	4 of 14	4 of 10
Fourth-Down Conversions	0 of 2	1 of 2
Red-Zone Scores-Chances	0-0	4-5
Touchdowns	0-0	4-5
Field goals	0-0	0-5
Sacks By: Number-Yards	0-0	4-37
PAT Kicks	0-0	6-6
Field Goals	0-0	1-1

Game Notes

• K-State blanked SEMO a year after the Wildcats shut out South Dakota in the 2022 season opener... It was the first time the Kansas State defense posted shutouts in consecutive season openers since 1998 (Indiana State) and 1999 (Temple)... It was the largest K-State shutout since a 52-0 blanking of Bowling Green in 2019.

• The Wildcat defense allowed only six rushing yards to SEMO on Saturday night... It was the fewest rushing yards allowed since Texas A&M had -13 rushing yards in 2009.

• K-State put together 588 yards of total offense to rank fifth in school history... It was the most yards by the Wildcats since a school-record 658-yard output against North Texas in 2005... Among the 558 yards on Saturday, 360 came through the air, which was the most since a 400-yard passing game at West Virginia in 2014.

• Quarterback **Will Howard** threw two touchdown passes, rushed for one and was also on the receiving end of an eight-yard touchdown catch from Treshaun Ward... He is the sixth Big 12 quarterback all time to have a passing, rushing and receiving touchdown in a game, but he is just the second ever to do all three in one quarter as he did so in the second frame... The last time a Big 12 signal caller did all three in a game was TCU's Kenny Hill vs. Stanford in 2017... The other time all three were done in the same quarter was Nebraska's Eric Crouch vs. California in 1999... There were three players last year who had all three in a game — Florida State's Jordan Travis at Syracuse and Oregon's Bo Nix at Colorado.

K-STATE OPENS WITH 45-0 SHUTOUT OF SEMO

MANHATTAN, Kan. — On a night that Kansas State celebrated its three Big 12 Conference title teams, the 16th-ranked Wildcats turned the page on their 2022 league championship with an emphatic 45-0 season-opening win over Southeast Missouri in front of a sellout crowd on a sizzling Saturday at Bill Snyder Family Stadium.

Will Howard threw for 297 yards and two touchdowns, DJ Giddens rushed for 128 yards, and RJ Garcia II and Ben Sinnott each had 100-yard receiving performances, as the Wildcats dominated their first-ever meeting against the Redhawks, who entered ranked No. 11 in the FCS media poll.

K-State marched to 588 total yards, its fifth-most offensive yards in history and most since a school-record 658 yards against North Texas in 2005. The Wildcats scored on five of their first six possessions and kept the Redhawks out of end zone, posting its most dominant shutout win since a 52-0 rout of Bowling Green in 2019.

K-State outrushed SEMO, 228-6, holding an opponent to its fewest rushing yards since allowing Texas A&M -13 during a game in 2009. The Wildcats posted 11 tackles for loss, including four sacks of SEMO quarterback Paxton DeLaurent. It wasn't until midway through the third quarter that SEMO reached 200 total yards.

It also wasn't until midway through the third quarter that the Wildcats booted a field goal or punted the football, and by then all that was left to question was whether true freshman quarterback Avery Johnson would join the fun.

Mission accomplished.

Johnson ended his first-ever drive at K-State with a four-yard touchdown run with 14 minutes, 30 seconds left in the game, capping an 8-play, 79-yard drive.

While Johnson sent the student section into a frenzy, K-State sizzled from start to finish amid 100-degree temperatures that did little to slow down the Wildcats, who sent battalions of players onto the field and left nothing to question.

The Wildcats were pretty awesome from the start.

Howard threw for 252 yards and two touchdowns, rushed for a score, and made an 8-yard touchdown reception in a dominant first half in which the Wildcats rolled to a 35-0 lead behind a lights-out offense and a defense that clamped down on the Redhawks on nearly every possession.

Howard fired a 33-yard touchdown pass to Ole Miss transfer Jadon Jackson, he and found Garcia II for a 37-yard score while also tucking the ball and racing around the left side 1 yard for another score, as the Wildcats raced to a 21-0 lead after 1 1/2 quarters.

K-State's crowd of 52,066 marked its largest attendance in a game since 2017 and the largest home-opening crowd in eight years. Fans roared as they witnessed the first K-State touchdown from Treshaun Ward from 3 yards out for a 28-0 advantage before a 43-yard scamper by DJ Giddens highlighted a drive that offensive coordinator Collin Klein capped with some razzle dazzle.

Facing first-and-goal at the 8-yard line, Howard pitched the ball to Ward then darted toward the Redhawks sideline. Ward wound back and threw the ball back to Howard, who caught the ball in the flat and raced down the sideline and into the end zone with 38 seconds left for a 35-0 score, adding a final statement to a near-perfect first half.

SCORING SUMMARY

Team	Qtr/Time	Scoring Play	Conversion	Plays-Yds-TOP	Score
KS	1st/9:33	Jackson 33 yd pass from Howard	Tennant kick	9-67-4:03	0-7
KS	2nd/11:57	Howard 1 yd run	Tennant kick	13-84-5:45	0-14
KS	2nd/8:13	Garcia II 27 yd pass from Howard	Tennant kick	6-87-2:16	0-21
KS	2nd/5:35	Ward 3 yd run	Tennant kick	4-60-1:42	0-28
KS	2nd/0:38	Howard 8 yd pass from Ward	Tennant kick	9-89-1:36	0-35
KS	3rd/12:17	Tennant 51 yd field goal		7-34-2:37	0-38
KS	4th/14:30	Johnson 7 yd run	Simmering kick	8-79-3:42	0-45

STATISTICAL LEADERS

► SEMO

Rushing	Att	Yds	TD	Lg	Avg
Smith	6	18	0	11	3.0
Heitert	1	3	0	3	3.0
Robbins	1	0	0	0	0.0
Hess	10	-4	0	1	-0.4
DeLaurent	8	-11	0	14	-1.4
Passing	C-A-I	Yds	TD	Lg	Sack
DeLaurent	24-36-0	213	0	24	4
Heitert	1-1-0	8	0	8	0

Receiving	Rec	Yds	TD	Lg
Brooks	6	40	0	22
Flournoy	10	96	0	24
Vick	7	52	0	16
Hess	3	23	0	11
Sellers	2	21	0	15
Joiner	1	16	0	16
West	1	8	0	8
Klinkenbeard	1	5	0	5

► Kansas State

Rushing	Att	Yds	TD	Lg	Avg
Giddens	15	128	0	43	8.5
Ward	11	56	1	17	5.1
Johnson	5	32	1	15	6.4

Passing	C-A-I	Yds	TD	Lg	Sack
Howard	18-26-1	297	2	44	0
Johnson	3-4-0	55	0	24	0
Ward	1-1-0	8	1	8	0

Receiving	Rec	Yds	TD	Lg
Brooks	6	40	0	22
Garcia II	5	119	1	44
Sinnott	5	100	0	40
Jackson	2	38	1	33
Spivey	1	24	0	24
Loyd	1	16	0	16
Brown	1	15	0	15
Howard	1	8	1	8



GAME TWO

rv/rv	TROY	0	10	0	3	-	13
15/15	K-STATE	7	14	7	14	-	42

Sept. 9 | Bill Snyder Family Stadium | Manhattan, Kan. | 11:03 a.m. | Att: 51,940



TEAM STATISTICS

	TROY	K-STATE
FIRST DOWNS	15	20
Rushing	2	9
Passing	10	10
Penalty	3	1
NET YARDS RUSHING	70	147
Rushing Attempts	28	38
Average Per Rush	2.5	3.9
Rushing Touchdowns	0	3
Yards Gained Rushing	105	163
Yards Lost Rushing	35	16
NET YARDS PASSING	216	250
Completions-Attempts-Int	22-38-1	21-32-1
Average Per Attempt	5.7	7.8
Average Per Completion	9.8	11.9
Passing Touchdowns	1	3
TOTAL OFFENSE YARDS	286	397
Total offense plays	66	70
Average Gain Per Play	4.3	5.7
Fumbles: Number-Lost	3-1	0-0
Penalties: Number-Yards	3-22	5-45
PUNTS-YARDS	5-195	5-196
Average Yards Per Punt	39.0	39.2
Net Yards Per Punt	31.6	35.2
Inside 20	0	3
50+ Yards	0	1
Touchbacks	0	1
Fair catch	1	4
KICKOFFS-YARDS	4-241	7-428
Average Yards Per Kickoff	60.2	61.1
Net Yards Per Kickoff	38.2	34.9
Touchbacks	1	4
Punt returns: Number-Yards-TD	0-0-0	3-37-0
Average Per Return	0.0	12.3
Kickoff returns: Number-Yds-TD	2-51-0	3-63-0
Average Per Return	25.5	21.0
Interceptions: Number-Yds-TD	1-0-0	1-11-0
Fumble Returns: Number-Yds-TD	0-0-0	0-0-0
Possession Time	30:23	29:37
1st Quarter	5:45	9:15
2nd Quarter	11:19	3:41
3rd Quarter	7:43	7:17
4th Quarter	5:36	9:24
Third-Down Conversions	6 of 17	10 of 15
Fourth-Down Conversions	1 of 3	0 of 0
Red-Zone Scores-Chances	2-2	5-5
Touchdowns	0-2	5-5
Field goals	0-2	0-5
Sacks By: Number-Yards	1-8	4-30
PAT Kicks	1-1	6-6
Field Goals	2-2	0-0

Game Notes

• K-State has now scored at least 40 points in each of its last four regular-season games dating back to last season... It is the longest streak by the Wildcats with at least 40 points in regular-season games since the middle of the 2002 season.

• K-State's defense has allowed a total of 13 points over the first two games of the 2023 season, the second-straight year the Cats have held their first two opponents to 13 points or less (2022: 0 vs. South Dakota, 12 vs. Missouri)... It is the first time the Wildcats have surrendered 13 points or less over the first two games in consecutive seasons since 2001 (6 points) and 2002 (3 points).

• The Wildcat defense surrendered only 70 rushing yards, 46 of which came on one play... After SEMO rushed for -6 yards last week, the Wildcat defense has now allowed less than 100 rushing yards in consecutive games for the first time since the 2021 contests against Kansas (88 yards) and West Virginia (74 yards).

• Will Howard's two rushing touchdowns tied a career high he originally set in 2021 vs. Nevada... Howard now has 29 passing touchdowns in his career, tying for ninth in school history with Lynn Dickey (29; 1968-70)... With his three scoring strikes, Howard is the first K-State quarterback with multiple touchdown passes in seven-straight regular season games since Josh Freeman did so in seven games over the 2007 and 2008 seasons.

• Phillip Brooks caught seven passes for 94 yards and a touchdown, while he had a 2-yard rushing score as well... It was his first-career rushing touchdown in his 55th career game played.

HOWARD'S 5 TDs CARRIES K-STATE PAST TROY

MANHATTAN, Kan. — No. 15 Kansas State erupted with a late first-half score and then clamped down on Troy in the second half, as the Wildcats snapped the Trojans' 12-game winning streak with a 42-13 victory and continued an impressive stretch of 40-point performances in front of a sellout crowd at Bill Snyder Family Stadium.

K-State led just 14-10 when Will Howard drove the Wildcats 66 yards on five plays and hit sixth-year senior wide receiver Phillip Brooks with a 39-yard touchdown strike with 10 seconds left in the first half for a 21-10 halftime lead. Then the Wildcats held the Trojans to four consecutive three-and-outs to start the second half to turn a sleeper into a blowout.

Troy entered with the second-longest winning streak in the FBS and left Manhattan with its biggest blowout defeat since a 37-point loss against Appalachian State on November 28, 2020.

K-State has scored 40 points in four straight regular-season games for the first time since the middle of the 2002 season.

Howard completed 21-of-32 passes for 250 yards and three touchdowns and one interception, and he added two rushing touchdowns for the Wildcats, 2-0, who have allowed just one touchdown in their first two games.

Troy quarterback Gunnar Watson threw a 21-yard touchdown pass to Chris Lewis to make it 14-10, but that's as close as the Trojans, 1-1, could get as the Wildcats stymied star running back Kimani Vidal and made multiple defensive stops coming out of the locker room.

K-State outscored Troy, 21-3, over the final two quarters.

While Vidal finished with 83 rushing yards on 17 attempts one week after darting for a school-record 248 rushing yards in his opener, K-State went to Brooks, who had seven catches for 94 yards and one touchdown and rushed for another score on a jet sweep.

Brooks led a skill-position group that enjoyed solid performances as Jadon Jackson caught a nine-yard touchdown early in the first quarter and running back Treshaun Ward took a shovel pass into the end zone for a 35-13 lead with 8 minutes, 48 seconds left in the game.

K-State outgained Troy 397-286 in total offense and held the Trojans to just 6-of-17 on third downs while the Wildcats racked up four quarterback sacks, including two by defensive end Khalid Duke. It was Duke's third-down sack late in the first half that enabled the Wildcats to regain possession and drive for the score just before halftime.

K-State surrendered just 98 total yards in the second half.

SCORING SUMMARY

Team	Qtr/Time	Scoring Play	Conversion	Plays-Yds-TOP	Score
KS	1st/11:35	Jackson 9 yd pass from Howard	Tennant kick	8-71-3:20	0-7
KS	2nd/14:16	Brooks 2 yd run	Tennant kick	12-56-4:25	0-14
TROY	2nd/3:46	Renfroe 24 yd field goal		14-73-6:44	3-14
TROY	2nd/0:52	Lewis 21 yd pass from Watson	Renfroe kick	5-75-1:37	10-14
KS	2nd/0:10	Brooks 39 yd pass from Howard	Tennant kick	5-66-0:39	10-21
KS	3rd/3:47	Howard 2 yd run	Tennant kick	8-44-3:17	10-28
TROY	4th/13:58	Renfroe 37 yd field goal		6-62-2:02	13-28
KS	4th/8:48	Ward 1 yd pass from Howard	Tennant kick	9-76-5:04	13-35
KS	4th/2:50	Howard 1 yd run	Tennant kick	6-34-3:44	13-42

STATISTICAL LEADERS

► Troy

Rushing	Att	Yds	TD	Lg	Avg
Vidal	17	83	0	46	4.9
Martin	3	7	0	3	2.3
Williams	1	-1	0	0	-1.0
Crowder	3	-6	0	4	-2.0
Watson	4	-13	0	5	-3.2

Passing	C-A-I	Yds	TD	Lg	Sack
Watson	17-32-1	167	1	30	3
Crowder	5-6-0	49	0	26	1

Receiving	Rec	Yds	TD	Lg
Lewis	5	50	1	21
Ross	5	38	0	26
Barber	3	42	0	30
Ollendieck	2	37	0	27
Conner	2	24	0	18
Higgins	2	17	0	12
Rogers	1	4	0	4

► Kansas State

Rushing	Att	Yds	TD	Lg	Avg
Ward	16	58	0	20	3.6
Giddens	12	52	0	17	4.3
Howard	8	33	2	15	4.1
Brooks	1	2	1	2	2.0
Frias II	1	2	0	2	2.0

Passing	C-A-I	Yds	TD	Lg	Sack
Howard	21-32-1	250	3	40	1

Receiving	Rec	Yds	TD	Lg
Brooks	7	94	1	39
Jackson	4	77	1	40
Garcia II	3	31	0	11
Johnson	3	25	0	17
Ward	2	11	1	10
Giddens	1	7	0	7
Sinnott	1	5	0	5



GAME TWO

15/15	K-STATE	7	7	10	3	-	27
nr/rv	MISSOURI	10	7	0	13	-	30

Sept. 16 | Memorial Stadium | Columbia, Mo. | 11:03 a.m. | Att: 62,621



TEAM STATISTICS

	K-STATE	MU
FIRST DOWNS	19	20
Rushing	7	3
Passing	11	15
Penalty	1	2
NET YARDS RUSHING	138	74
Rushing Attempts	35	28
Average Per Rush	3.9	2.6
Rushing Touchdowns	0	1
Yards Gained Rushing	152	98
Yards Lost Rushing	14	24
NET YARDS PASSING	270	356
Completions-Attempts-Int	25-39-1	23-36-0
Average Per Attempt	6.9	9.9
Average Per Completion	10.8	15.5
Passing Touchdowns	3	2
TOTAL OFFENSE YARDS	408	430
Total offense plays	74	64
Average Gain Per Play	5.5	6.7
Fumbles: Number-Lost	0-0	0-0
Penalties: Number-Yards	7-65	6-40
PUNTS-YARDS	5-192	6-264
Average Yards Per Punt	38.4	44.0
Net Yards Per Punt	38.4	38.8
Inside 20	2	1
50+ Yards	0	2
Touchbacks	0	0
Fair catch	2	2
KICKOFFS-YARDS	6-385	6-386
Average Yards Per Kickoff	64.2	64.3
Net Yards Per Kickoff	40.5	37.5
Touchbacks	4	5
Punt returns: Number-Yards-TD	3-31-0	0-0-0
Average Per Return	10.3	0.0
Kickoff returns: Number-Yds-TD	1-36-0	2-42-0
Average Per Return	36.0	21.0
Interceptions: Number-Yds-TD	0-0-0	1-3-0
Fumble Returns: Number-Yds-TD	0-0-0	0-0-0
Possession Time	34:00	26:00
1st Quarter	7:04	7:56
2nd Quarter	9:13	5:47
3rd Quarter	8:29	6:31
4th Quarter	9:14	5:46
Third-Down Conversions	8 of 17	3 of 13
Fourth-Down Conversions	0 of 0	1 of 1
Red-Zone Scores-Chances	4-4	3-3
Touchdowns	3-4	1-3
Field goals	1-4	2-3
Sacks By: Number-Yards	2-13	3-13
PAT Kicks	3-3	3-3
Field Goals	2-3	3-4

Game Notes

• This was the 99th all-time meeting between K-State and Missouri, and the first in Columbia since November 13, 2010, a span of 4,691 days in between meetings at Memorial Stadium... K-State suffered its first regular-season loss since a 34-27 home setback on Nov. 5, 2022 to Texas and the first on the road since a 38-28 loss at TCU on Oct. 22, 2022.

• Will Howard's 25 completions were a career high, bettering the 21 he had last year against Oklahoma State and last week against Troy... He is now ranked 10th in school history with 303 career completions... Howard has now thrown multiple touchdown passes in each of the last eight regular-season games, the longest streak by a Wildcat since at least 1982... He now has 32 passing touchdowns in his career as he moved into eighth place in school history, passing current K-State offensive coordinator Collin Klein... He has been responsible for 45 touchdowns in his career, ranking ninth in school history.

• Phillip Brooks hauled in five passes for 50 yards and one touchdown, while he returned two punts for 31 and one kickoff for 36 yards... He now has 3,358 career all-purpose yards to rank ninth in school history.

• Ben Sinnott hauled in five passes for 78 yards and two touchdowns... It was his second-career game with two touchdown receptions, matching the mark he had last year at Baylor... Last year's game at Baylor was the first two-touchdown game by a K-State tight end since Jarrett Grosdidier against Indiana State in 1996.

LATE FIELD GOAL LIFTS MISSOURI PAST K-STATE

COLUMBIA, Mo. — A game that featured three ties and seven lead changes ended on the final play when Missouri's Harrison Mevis booted an SEC record 61-yard field goal to sink No. 15 Kansas State, 30-27, in front of a sellout crowd at Memorial Stadium.

K-State took a 24-17 lead when Will Howard found Ben Sinnott with a jump pass in the end zone with 1 minute, 39 seconds remaining in the third quarter, but the Tigers outscored the Wildcats, 13-3, the rest of the way in the 99th matchup between the two former Big Eight/12 foes.

Will Howard, playing a majority of the second half with a noticeable limp, completed 25-of-39 passes for 270 yards and three touchdowns and one interception for the Wildcats, 2-1, who trailed 17-14 at halftime, and never could shake the tough Tigers, 2-1, who used a bevy of long plays to down the defending Big 12 Champions — including the very last play.

Howard utilized All-Big 12 tight end Ben Sinnott, running back Treshaun Ward and wide receiver Phillip Brooks in the passing game. Sinnott had five catches for 78 yards and two touchdowns, Ward and five catches for 61 yards, and Brooks had five catches for 50 yards and a 10-yard touchdown reception for the first score of the game. Jadon Jackson also had four receptions.

Brady Cook completed 23-of-35 passes for 356 yards and two touchdowns and relied upon the dangerous arms and legs of Luther Burden, Theo Wease and Mookie Cooper to gain a bulk of the Tigers' yardage. Burden had seven catches for 114 yards and touchdowns of 47 and 26 yards, Wease had six catches for 72 yards, and Cooper had four catches for 79 yards.

Missouri out-gained K-State 430-408 in total offense and overcame a 3-for-13 effort on third downs. K-State out-gained the Tigers on the ground, 138-74. K-State was better at 8-for-17 on third downs but committed a season-high seven penalties.

The loss was the first by K-State in a regular-season game since a 34-27 loss against Texas on November 5, 2022 while Missouri has won 15 straight non-conference games at Memorial Stadium.

SCORING SUMMARY

Team	Qtr/Time	Scoring Play	Conversion	Plays-Yds-TOP	Score
KS	1st/10:46	Brooks 10 yd pass from Howard	Tennant kick	11-75-4:14	7-0
MU	1st/7:57	Burden 47 yd pass from Cook	Mevis kick	6-75-2:49	7-7
MU	1st/3:58	Mevis 30 yd field goal		7-35-3:04	7-10
KS	2nd/10:05	Sinnott 3 yd pass from Howard	Tennant kick	10-64-4:46	14-10
MU	2nd/7:36	Cook 1 yd run	Mevis kick	6-75-2:29	14-17
KS	3rd/10:07	Tennant 46 yd field goal		6-16-2:37	17-17
KS	3rd/1:39	Sinnott 3 yd pass from Howard	Tennant kick	12-74-5:52	24-17
MU	4th/14:48	Mevis 25 yd field goal		6-68-1:51	24-20
MU	4th/8:24	Burden 26 yd pass from Cook	Mevis kick	2-77-0:29	24-27
KS	4th/5:25	Tennant 26 yd field goal		8-67-2:59	27-27
MU	4th/0:00	Mevis 61 yd field goal		10-38-1:25	27-30

STATISTICAL LEADERS

► Kansas State

Rushing	Att	Yds	TD	Lg	Avg
Ward	9	46	0	14	5.1
Giddens	9	36	0	10	4.0
A. Johnson	5	32	0	11	6.4
Howard	10	21	0	17	2.1
K. Johnson	1	4	0	4	4.0

Passing	C-A-I	Yds	TD	Lg	Sack
Howard	25-39-1	270	3	34	3

Receiving	Rec	Yds	TD	Lg
Sinnott	5	78	2	34
Ward	5	61	0	33
Brooks	5	50	1	19
Jackson	4	47	0	21
Giddens	3	14	0	13
Garcia II	2	18	0	13
K. Johnson	1	2	0	2

► Missouri

Rushing	Att	Yds	TD	Lg	Avg
Schrader	10	58	0	36	5.8
Peat	7	18	0	7	2.6
Cook	10	2	1	7	0.2

Passing	C-A-I	Yds	TD	Lg	Sack
Cook	23-35-0	356	2	47	2

Receiving	Rec	Yds	TD	Lg
Burden	7	114	2	47
Wease	6	72	0	26
Cooper	4	79	0	41
Norfleet	2	40	0	27
Johnson	1	42	0	42
Schrader	1	6	0	6
Stephens	1	5	0	5
Peat	1	-2	0	0



GAME FOUR

nr/rv UCF	10	7	7	7	-	31
rv/rv K-STATE	7	14	10	13	-	44

Sept. 23 | Bill Snyder Family Stadium | Manhattan, Kan. | 7:05 p.m. | Att: 51,912



TEAM STATISTICS

	UCF	K-STATE
FIRST DOWNS	19	32
Rushing	6	12
Passing	10	16
Penalty	3	4
NET YARDS RUSHING	143	281
Rushing Attempts	34	40
Average Per Rush	4.2	7.0
Rushing Touchdowns	1	6
Yards Gained Rushing	179	290
Yards Lost Rushing	36	9
NET YARDS PASSING	264	255
Completions-Attempts-Int	14-25-1	27-42-1
Average Per Attempt	10.6	6.1
Average Per Completion	18.9	9.4
Passing Touchdowns	3	0
TOTAL OFFENSE YARDS	407	536
Total offense plays	59	82
Average Gain Per Play	6.9	6.5
Fumbles: Number-Lost	1-1	0-0
Penalties: Number-Yards	10-80	5-63
PUNTS-YARDS	2-78	1-69
Average Yards Per Punt	39.0	69.0
Net Yards Per Punt	44.0	57.0
Inside 20	1	0
50+ Yards	0	1
Touchbacks	0	0
Fair catch	1	0
KICKOFFS-YARDS	6-345	8-506
Average Yards Per Kickoff	57.5	63.2
Net Yards Per Kickoff	42.5	34.9
Touchbacks	2	4
Punt returns: Number-Yards-TD	1-12-0	1-0-0
Average Per Return	12.0	0.0
Kickoff returns: Number-Yds-TD	3-95-0	4-50-0
Average Per Return	31.7	12.5
Interceptions: Number-Yds-TD	1-3-0	1-0-0
Fumble Returns: Number-Yds-TD	0-0-0	0-0-0
Possession Time	25:37	34:23
1st Quarter	7:37	7:23
2nd Quarter	4:17	10:43
3rd Quarter	5:44	9:16
4th Quarter	7:59	7:01
Third-Down Conversions	5 of 12	9 of 15
Fourth-Down Conversions	1 of 2	1 of 2
Red-Zone Scores-Chances	2-2	6-7
Touchdowns	1-2	5-7
Field goals	1-2	1-7
Sacks By: Number-Yards	1-7	4-30
PAT Kicks	4-4	5-6
Field Goals	1-2	1-2

Game Notes

• K-State scored 44 points, the third-straight Big 12 game (not counting the Big 12 Championship) in which the Wildcats hit the 40-point mark... It is the longest streak by the Wildcats in Big 12 games since 2012 when they had 55 points against both West Virginia and Texas Tech and 44 points vs. Oklahoma State.

• K-State registered 536 yards of total offense on Saturday, the second time this season the Wildcats eclipsed the 500-yard mark (588 yards vs. SEMO)... It is the first time K-State had two 500-yard games in the same season since 2019 — Chris Klieman's first year in Manhattan — vs. Nicholls (573 yards) and Bowling Green (521 yards), while it is the first time they had two 500-yard games in a season with at least one being a Big 12 game since 2014 (vs. Texas Tech and Kansas).

• **DJ Giddens** set career highs in rushing yards (207), carries (30) and touchdowns (4)... It is the first time a K-State running back had four rushing touchdowns since Alex Barnes had four vs. Oklahoma State in 2018... The four rushing scores are tied for the third most in a game in school history... His 207 yards were the most by a K-State running back since Barnes went for 250 at Baylor in 2018... His 30 rushing attempts were the most by a Wildcat since Barnes rushed 32 times against Texas Tech in 2017.

• In addition to his 207 rushing yards, **DJ Giddens** also recorded 86 receiving yards on eight catches, giving him 293 yards from scrimmage in the game... It was the third most yards from scrimmage in school history behind a pair of efforts by Darren Sproles... Sproles had 323 yards from scrimmage in the 2003 Big 12 Championship victory over Oklahoma and 298 yards against Louisiana in 2004.

GIDDENS' 4 TDS CARRIES K-STATE PAST UCF

MANHATTAN, Kan. — Kansas State welcomed UCF to the Big 12 Conference, and DJ Giddens said hello to one of the Wildcats' more memorable individual performances in recent years in a 44-31 win before a much-needed bye week.

Giddens had 30 carries for 207 yards and four touchdowns and added eight receptions for 86 yards for the Wildcats while scoring on runs of 1, 9, 18 and 3 yards. However, one of his biggest plays came when he didn't even reach paydirt. With the score tied 24-24 late in the third quarter, Giddens caught a third-down swing pass from Will Howard and gained 16 yards for a first down.

Howard coasted around the left side and into the end zone on the next play with 1 minute, 28 seconds left in the third quarter.

From there, the Wildcats steadily pulled away from the Knights, who played in their first conference game as a Big 12 member in front of a crowd of 51,912 at Bill Snyder Family Stadium. As the fourth quarter wore on, K-State head coach Chris Klieman became more animated on the sidelines, cheering on his players after key offensive and defensive plays.

The Wildcats' victory comes off the heels of a heartbreaking three-point loss at Missouri on a last-play 61-yard field goal last Saturday.

Howard completed 27-of-42 passes for 255 yards and tossed one interception, and he rushed for two scores after entering the week questionable to play. He proved capable and grew stronger toward the end — rushing for a 31-yard score for a 44-24 lead.

Timmy McClain completed 14-of-24 passes for 264 yards and three touchdowns and one interception. McClain's favorite target, Kobe Hudson, had five catches for 138 yards and two touchdowns. Johnny Richardson had six carries for 76 yards.

K-State out-gained UCF 536 to 407 in total offense. The Wildcats were balanced with 281 rushing yards and 255 passing yards while running off 82 total plays.

The Wildcats gave up scoring plays of 27, 69 and 46 yards but stiffened at critical times as the Knights were 5-of-12 on third down. The Knights had 10 penalties, including several delay-of-game penalties due to crowd noise.

UCF came out of halftime and struck immediately as Hudson reeled in a 46-yard pass from McClain for a 24-21 lead. Then K-State answered as Chris Tennant tied it at 24-24 with a 30-yard field goal.

Things stayed that way until the Wildcats made their charge and Howard connected with Giddens before he kept the ball and rolled into the end zone.

It wasn't until running back RJ Harvey scored a 1-yard run with 3 seconds left that the Knights added to their scoring total. By then, the K-State Marching Band had already played, "Happy Trails."

And there was rightfully much happiness in Manhattan.

Giddens finished with 293 scrimmage yards, third-most in school history and only behind Darren Sproles' total of 323 scrimmage yards against Oklahoma in the 2003 Big 12 Championship Game and his 298 yards against Louisiana in 2004.

SCORING SUMMARY

Team	Qtr/Time	Scoring Play	Conversion	Plays-Yds-TOP	Score
KS	1st/11:34	Giddens 1 yd run	Tennant kick	8-75-3:26	0-7
UCF	1st/9:08	Boomer 29 yd field goal		6-63-2:26	3-7
UCF	1st/1:47	Harvey 27 yd pass from McClain	Boomer kick	9-57-5:11	10-7
KS	2nd/12:19	Giddens 9 yd run	Tennant kick	12-84-4:23	10-14
KS	2nd/6:20	Giddens 18 yd run	Tennant kick	8-62-4:01	10-21
UCF	2nd/3:19	Hudson 69 yd pass from McClain	Boomer kick	2-76-0:41	17-21
UCF	3rd/13:40	Hudson 46 yd pass from McClain	Boomer kick	3-46-1:10	24-21
KS	3rd/9:33	Tennant 30 yd field goal		9-63-4:07	24-24
KS	3rd/1:28	Howard 2 yd run	Tennant kick	11-85-5:09	24-31
KS	4th/4:01	Giddens 3 yd run	Tennant kick missed	13-65-6:05	24-37
KS	4th/2:01	Howard 31 yd run	Tennant kick	2-36-0:53	24-44
UCF	4th/0:03	Harvey 1 yd run	Boomer kick	11-75-1:58	31-44

STATISTICAL LEADERS

► UCF

Rushing	Att	Yds	TD	Lg	Avg
Richardson	6	76	0	48	12.7
Harvey	13	44	1	7	3.4
McClain	12	15	0	12	1.2
Townsend	2	10	0	8	5.0

Passing	C-A-I	Yds	TD	Lg	Sack
McClain	14-24-1	264	3	69	4
Harvey	0-1-0	0	0	0	0

Receiving	Rec	Yds	TD	Lg
Hudson	5	138	2	69
Townsend	4	36	0	20
Harvey	2	56	1	29
Pittman Jr.	2	24	0	12
Baker	1	10	0	10

► Kansas State

Rushing	Att	Yds	TD	Lg	Avg
Giddens	30	207	4	36	6.9
Howard	7	64	2	31	9.1
Frias II	2	8	0	8	4.0
Brooks	1	2	0	2	2.0

Passing	C-A-I	Yds	TD	Lg	Sack
Howard	27-42-1	255	0	24	1

Receiving	Rec	Yds	TD	Lg
Giddens	8	86	0	24
Brooks	6	42	0	13
Sinnott	5	64	0	22
Jackson	3	17	0	12
Johnson	2	15	0	9
Porter	1	16	0	16
Swanson	1	10	0	10
Frias II	1	5	0	5



GAME FIVE

rv/rv	K-STATE	0	7	8	6	-	21
	OKLAHOMA ST.	10	10	6	3	-	29

Oct. 6 | Boone Pickens Stadium | Stillwater, Okla. | 6:35 p.m. | Att: 53,855



KOBE SAVAGE

TEAM STATISTICS

	K-STATE	OSU
FIRST DOWNS	18	20
Rushing	12	7
Passing	6	13
Penalty	0	0
NET YARDS RUSHING	220	174
Rushing Attempts	38	40
Average Per Rush	5.8	4.4
Rushing Touchdowns	2	1
Yards Gained Rushing	252	189
Yards Lost Rushing	32	15
NET YARDS PASSING	152	238
Completions-Attempts-Int	15-34-3	20-36-0
Average Per Attempt	4.5	6.6
Average Per Completion	10.1	11.9
Passing Touchdowns	1	0
TOTAL OFFENSE YARDS	372	412
Total offense plays	72	76
Average Gain Per Play	5.2	5.4
Fumbles: Number-Lost	1-0	0-0
Penalties: Number-Yards	4-32	5-45
PUNTS-YARDS	4-194	3-121
Average Yards Per Punt	48.5	40.3
Net Yards Per Punt	48.5	40.3
Inside 20	1	1
50+ Yards	1	0
Touchbacks	0	0
Fair catch	2	2
KICKOFFS-YARDS	4-241	8-491
Average Yards Per Kickoff	60.2	61.4
Net Yards Per Kickoff	35.5	40.0
Touchbacks	1	3
Punt returns: Number-Yards-TD	1-0-0	0-0-0
Average Per Return	0.0	0.0
Kickoff returns: Number-Yds-TD	1-15-0	2-48-0
Average Per Return	15.0	24.0
Interceptions: Number-Yds-TD	0-0-0	3-48-1
Fumble Returns: Number-Yds-TD	0-0-0	0-0-0
Possession Time	25:18	34:42
1st Quarter	4:15	10:45
2nd Quarter	5:48	9:12
3rd Quarter	8:24	6:36
4th Quarter	6:51	8:08
Third-Down Conversions	6 of 16	6 of 18
Fourth-Down Conversions	1 of 4	1 of 2
Red-Zone Scores-Chances	3-4	5-6
Touchdowns	3-4	1-6
Field goals	0-4	4-6
Sacks By: Number-Yards	0-0	2-8
PAT Kicks	1-1	2-2
Field Goals	0-0	5-6

Game Notes

• K-State has now lost eight of its last nine games in Stillwater as the only win during that span came in 2017 (45-40)... This is the first time K-State has played a weekday Big 12 game since a Thursday-night contest against Baylor in 2015 and the first on the road since a Thursday night at West Virginia in 2014... It is the first time K-State has played on a Friday since 2016 at Stanford and the first in a conference game since hosting Iowa State on a Friday in 1926.

• Junior tight end **Ben Sinnott** caught four passes for 39 yards and a touchdown... He now has seven career touchdown receptions to take over sole possession of second place in school history among tight ends... The most is by Henry Childs, who had 10 touchdowns from 1971-73.

• Safety **Marques Sagle** blocked an Oklahoma State field goal attempt in the second quarter... It was the first blocked field goal by a Wildcat since Wyatt Hubert had one at TCU in 2020... It was the first blocked kick of Sagle's career.

• Sophomore running back **DJ Giddens** rushed for 65 yards on 16 carries, while he added 28 receiving yards on four catches... During the contest, he passed the 1,000-yard rushing mark for his career, as the Junction City, Kansas, product now has 1,006 career rushing yards... Giddens hit the mark on his 168th career carry, becoming the third fastest player in terms of carries in school history to 1,000 career rushing yards... The two other players that were faster were Darren Sproles (147 carries) and Alex Barnes (152 carries).

COMEBACK FALLS SHORT AT OSU

STILLWATER, Okla. — Kansas State knew it would be a tough challenge going into Boone Pickens Stadium. But the Wildcats didn't know that Oklahoma State would save one of its best efforts this season for a Friday night game.

Will Howard rushed for 104 yards and one touchdown, DJ Giddens added 65 rushing yards and Treshaun Ward had 59 on the ground, but K-State suffered a 29-21 loss at Oklahoma State in front of a sellout crowd of 53,855.

The Wildcats, who sought their first win in Stillwater since 2017, kept things close for a majority of the first half, and came back from a 26-7 deficit to make things interesting down the stretch.

Howard, who passed for 152 yards, accounted for two scores, including a brilliant 70-yard rush to the 1-yard line to set up a touchdown pass to Ben Sinnott to make it 10-7 in the second quarter. Then he rushed for a six-yard score that pulled K-State to within 29-21 with 8 minutes, 56 seconds remaining in the fourth quarter.

But K-State struggled to extend drives. That became troubling down the stretch when the Wildcats had a chance.

Oklahoma State got tricky as quarterback Alan Bowman appeared to speak with coaches on the sideline and tight end tight end Josiah Johnson took the snap on fourth-and-1, but the Wildcats stiffened and the offense regained possession at the K-State 40 with 5:17 left.

However, the Wildcats, who went just 6-for-16 on third down and 1-for-4 on fourth down, were unable to turn another possession into any points.

After the K-State defense forced a punt, the offense regained possession with 3 minutes to go and needing a touchdown and a 2-point conversion to tie the game. However, Oklahoma State linebacker Collin Oliver knocked down Howard's final pass attempt on fourth down and the Cowboys drained the clock.

Howard completed 15-of-34 passes for 152 yards and one touchdown and three interceptions. Sinnott had four catches for 39 yards and one touchdown and Giddens had four catches for 28 yards.

Although Oklahoma State outgained K-State 412-372, the Wildcats' defense allowed just one rushing touchdown and forced Oklahoma State place-kicker Alex Hale to make field goals of 43, 34, 53, 31 and 25 yards.

Although K-State thumped Oklahoma State 48-0 in Manhattan last season, the Wildcats had difficulties throughout the contest on Friday. Already playing without starting cornerback Jacob Parrish, the Wildcats suffered another key loss when Will Lee III, their other starting cornerback, went down while making a tackle in the second quarter.

K-State faced a 20-7 halftime deficit, which only grew when Hale drilled a 53-yard field goal and a 31-yarder in the third quarter.

But K-State didn't quit. It scored its second touchdown of the game when Ward took the ball 11 yards. Howard ran in a 2-point conversion to make it 26-15 at the end of the third quarter.

Hale's 25-yard field goal gave the Cowboys a 29-15 advantage with 11:31 seconds remaining in the fourth quarter before the Wildcats mounted a comeback that fell just short.

SCORING SUMMARY

Team	Qtr/Time	Scoring Play	Conversion	Plays-Yds-TOP	Score
OS	1st/7:54	Gordon 2 yd run	Hale kick	15-72-5:24	0-7
OS	1st/0:04	Hale 43 yd field goal		8-47-3:58	0-10
KS	2nd/11:59	Sinnott 1 yd pass from Howard	Tennant kick	9-72-3:01	7-10
OS	2nd/0:55	Hale 34 yd field goal		8-63-3:08	7-13
OS	2nd/0:34	Epps 35 yd interception return	Hale kick		7-20
OS	3rd/12:03	Hale 53 yd field goal		8-31-2:49	7-23
OS	3rd/4:47	Hale 31 yd field goal		6-54-3:22	7-26
KS	3rd/0:17	Ward 11 yd run	Howard rush	10-65-4:30	15-26
OS	4th/11:31	Hale 25 yd field goal		5-18-1:18	15-29
KS	4th/8:56	Howard 6 yd run	K. Johnson pass failed	8-75-2:35	21-29

STATISTICAL LEADERS

► Kansas State

Rushing	Att	Yds	TD	Lg	Avg
Howard	10	104	1	70	10.4
Giddens	16	65	0	14	4.1
Ward	9	59	1	11	6.6
Brooks	2	11	0	9	5.5
Passing	C-A-I	Yds	TD	Lg	Sack
Howard	15-34-3	152	1	29	2
Receiving	Rec	Yds	TD	Lg	
Sinnott	4	39	1	29	
Giddens	4	28	0	14	
Brooks	3	50	0	25	
Johnson	2	31	0	20	
Jackson	1	2	0	2	

► Oklahoma State

Rushing	Att	Yds	TD	Lg	Avg
Gordon	21	136	1	36	6.5
Bowman	5	14	0	7	2.8
Nixon	5	14	0	6	2.8
Presley	2	11	0	8	5.5
Collins	2	6	0	4	3.0
Passing	C-A-I	Yds	TD	Lg	Sack
Bowman	19-35-0	235	0	45	0
Presley	1-1-0	3	0	3	0
Receiving	Rec	Yds	TD	Lg	
Owens	5	75	0	45	
Bray	4	77	0	45	
Johnson	3	31	0	18	
Green	1	10	0	10	
Stribling	1	6	0	6	
Gordon	1	6	0	6	
Bowman	1	3	0	3	



GAME SIX

K-STATE	10	7	14	7	-	38
TEXAS TECH	0	14	7	0	-	21

Oct. 14 | Jones AT&T Stadium | Lubbock, Texas | 6:05 p.m. | Att: 56,200



AVERY JOHNSON

TEAM STATISTICS

	K-STATE	TTU
FIRST DOWNS	24	23
Rushing	14	8
Passing	8	14
Penalty	2	1
NET YARDS RUSHING	272	182
Rushing Attempts	47	30
Average Per Rush	5.8	6.1
Rushing Touchdowns	5	2
Yards Gained Rushing	288	190
Yards Lost Rushing	16	8
NET YARDS PASSING	163	298
Completions-Attempts-Int	14-18-0	30-49-3
Average Per Attempt	9.1	6.1
Average Per Completion	11.6	9.9
Passing Touchdowns	0	1
TOTAL OFFENSE YARDS	435	480
Total offense plays	65	79
Average Gain Per Play	6.7	6.1
Fumbles: Number-Lost	0-0	0-0
Penalties: Number-Yards	5-45	5-45
PUNTS-YARDS	5-220	4-141
Average Yards Per Punt	44.0	35.2
Net Yards Per Punt	43.8	43.5
Inside 20	4	0
50+ Yards	2	1
Touchbacks	0	1
Fair catch	2	1
KICKOFFS-YARDS	7-455	4-239
Average Yards Per Kickoff	65.0	59.8
Net Yards Per Kickoff	43.4	41.0
Touchbacks	0	1
Punt returns: Number-Yards-TD	1-2-0	1-1-0
Average Per Return	2.0	1.0
Kickoff returns: Number-Yds-TD	1-16-0	4-76-0
Average Per Return	16.0	19.0
Interceptions: Number-Yds-TD	3-24-0	0-0-0
Fumble Returns: Number-Yds-TD	0-0-0	0-0-0
Possession Time	32:27	27:15
1st Quarter	7:53	7:07
2nd Quarter	7:57	7:03
3rd Quarter	6:49	7:53
4th Quarter	9:48	5:12
Third-Down Conversions	4 of 11	4 of 13
Fourth-Down Conversions	1 of 1	3 of 5
Red-Zone Scores-Chances	4-4	3-4
Touchdowns	4-4	0-4
Field goals	0-4	0-4
Sacks By: Number-Yards	2-8	1-8
PAT Kicks	5-5	3-3
Field Goals	1-1	0-0

Game Notes

• Saturday was the 24th all-time meeting between K-State and Texas Tech with the Wildcats now holding a 15-9 advantage in the series, including a 15-6 edge as Big 12 members... K-State extended its winning streak to eight games, the longest streak by either team in the series, while the Wildcats have won 12 of the last 13 in the series... K-State won on the road for the first time this season, while they have now rebounded from a loss with a victory twice this year (defeated UCF after losing at Missouri).

• The K-State defense, which had two interceptions on the season coming into the game, came up with three interceptions on Saturday night... It was the Wildcats' first game with at least three interceptions since they had four against Missouri last season... Of the three picks, safety Kobe Savage had two, the first multi-interception game by a Wildcat since Kevin McGee had two at Iowa State in 2018.

• Quarterback **Avery Johnson** rushed for 91 yards and five touchdowns in addition to throwing for 77 yards on 8-of-9 aim... His five rushing touchdowns tied a school record, joining current K-State offensive coordinator **Collin Klein** (2011 vs. Texas A&M) and **Jonathan Beasley** (2000 vs. North Texas)... It was the most rushing touchdowns by a true freshman in a game in school history... He is the only player in the nation this year with five rushing scores... The last player in the nation with five rushing touchdowns in a game was Pitt's Israel Abanikanda, who had six against Virginia Tech on October 8, 2022.

JOHNSON'S 5 TDS HELPS K-STATE RUN PAST TECH

LUBBOCK, Texas – On a night in which everyone wore black, purple and white was the color of the night, as Kansas State knocked out Texas Tech, 38-21, behind a record-tying performance by true freshman quarterback Avery Johnson, who rushed for five touchdowns in his first appearance in a Big 12 Conference game at Jones AT&T Stadium.

Johnson rushed 12 times for 91 yards and his rushing touchdowns tied the all-time record by Collin Klein in 2011 and Jonathan Beasley in 2000.

Johnson, who also completed 8-of-9 passes for 77 yards, entered the game for the first time late in the first quarter and rushed for a 2-yard touchdown. He raced five yards into the end zone in the second quarter, then scored three straight touchdowns on runs of 30, 11 and three yards in the second half, as the Wildcats went from a 21-17 deficit to a 17-point lead.

On and on it went. It was mesmerizing to watch.

K-State, 4-2 overall and 2-1 in the Big 12, appeared as potent as it has been all season behind a rushing attack that gained 273 yards on 46 carries against a Red Raiders' defense that allowed 123.0 yards on the ground per game.

Johnson and the Wildcats could've run for even more, but Johnson slid down after a 14-yard gain as the team ran off the final minute of their most lopsided win over the Red Raiders since 2014. They raced through Texas Tech, 3-4 and 2-2, to win their eighth straight in the series, while Johnson joined elite company.

Although the defending Big 12 Champions came back from defeat to score victories last season, they had something to prove after a loss at Oklahoma State and were badly in need of a road win before back-to-back home games against TCU and Houston.

Mission accomplished.

Texas Tech outgained K-State 480-436 and the battle was tight in the beginning. Although K-State had a 17-14 lead at halftime, Texas Tech brushed that aside in a hurry behind true freshman Jake Strong, who took the Red Raiders 99 yards in 10 plays for a 21-17 lead with 9:31 left in the third quarter.

But Johnson and the Wildcats rose to the top.

Johnson, who split possessions with starting senior Will Howard in the first half, took control in the third quarter. He led his team 75 yards in nine plays capped by his 30-yard touchdown run on third-and-10 behind blocks from left guard Cooper Beebe, center Hayden Gillum and right guard Hadley Panzer. It was Johnson's third touchdown of the game, and he hadn't looked any better or comfortable.

He only appeared to gain confidence as the game wore on.

Treshaun Ward led K-State with 15 carries for 118 yards and formed a potent one-two punch with Johnson.

VJ Payne intercepted Strong when he stepped in front of an overthrown pass intended for Myles Price. Payne returned the ball to the 11 to set up Johnson, who strolled untouched into the end zone for his fourth touchdown and a 31-21 lead.

K-State regained the ball again when Strong threw a pass directly to Kobe Savage in the middle of the field at the K-State 28.

Strong tried to overcome his lumps, though, and fired pass after pass before Savage caught another interception off an overthrown pass, this time in the end zone for a touchdown.

SCORING SUMMARY

Team	Qtr/Time	Scoring Play	Conversion	Plays-Yds-TOP	Score
KS	1st/11:28	Tennant 47 yd field goal		8-50-3:32	3-0
KS	1st/2:54	A. Johnson 2 yd run	Tennant kick	5-59-2:15	10-0
TT	2nd/11:53	Morton 1 yd run	Garcia kick	14-75-6:01	10-7
KS	2nd/1:20	A. Johnson 5 yd run	Tennant kick	7-80-2:44	17-7
TT	2nd/0:23	Brooks 2 yd run	Garcia kick	7-89-0:54	17-14
TT	3rd/7:31	Bradley 8 yd pass from Strong	Garcia kick	10-99-4:04	17-21
KS	3rd/2:24	A. Johnson 30 yd run	Tennant kick	9-75-5:07	24-21
KS	3rd/2:06	A. Johnson 11 yd run	Tennant kick	1-11-0:04	31-21
KS	4th/4:58	A. Johnson 3 yd run	Tennant kick	10-80-5:59	38-21

STATISTICAL LEADERS

► Kansas State

Rushing	Att	Yds	TD	Lg	Avg
Ward	15	118	0	18	7.9
A. Johnson	13	90	5	30	6.9
Giddens	12	53	0	18	4.4
K. Johnson	1	13	0	13	13.0
Howard	3	0	0	8	0.0

Passing	C-A-I	Yds	TD	Lg	Sack
Howard	6-9-0	86	0	42	1
A. Johnson	8-9-0	77	0	21	0

Receiving	Rec	Yds	TD	Lg
Sinnott	6	72	0	42
Brooks	4	47	0	22
Brown	1	21	0	21
Jackson	1	10	0	10
Garcia II	1	8	0	8
Giddens	1	5	0	5

► Texas Tech

Rushing	Att	Yds	TD	Lg	Avg
Brooks	17	98	1	30	5.8
Strong	1	54	0	54	54.0
Valdez	6	22	0	14	3.7
Morton	6	8	1	10	1.3

Passing	C-A-I	Yds	TD	Lg	Sack
Strong	16-28-3	173	1	43	0
Morton	14-21-0	125	0	31	2

Receiving	Rec	Yds	TD	Lg
Eakin	5	102	0	43
Bradley	5	46	1	16
Price	4	33	0	13
Brown	4	24	0	8
White	3	32	0	31
Valdez	3	27	0	15
Brooks	2	23	0	12



GAME SEVEN

TCU	3	0	0	0	-	3
nr/rv K-STATE	21	6	7	7	-	41

Oct. 21 | Bill Snyder Family Stadium | Manhattan, Kan. | 6:05 p.m. | Att: 52,580



WILL HOWARD

TEAM STATISTICS

	TCU	K-STATE
FIRST DOWNS	19	29
Rushing	6	20
Passing	11	8
Penalty	2	1
NET YARDS RUSHING	113	343
Rushing Attempts	22	52
Average Per Rush	5.1	6.6
Rushing Touchdowns	0	1
Yards Gained Rushing	125	365
Yards Lost Rushing	12	22
NET YARDS PASSING	187	244
Completions-Attempts-Int	23-43-1	15-26-0
Average Per Attempt	4.3	9.4
Average Per Completion	8.1	16.3
Passing Touchdowns	0	4
TOTAL OFFENSE YARDS	300	587
Total offense plays	65	78
Average Gain Per Play	4.6	7.5
Fumbles: Number-Lost	0-0	1-0
Penalties: Number-Yards	4-33	6-45
PUNTS-YARDS	5-230	1-34
Average Yards Per Punt	46.0	34.0
Net Yards Per Punt	41.0	34.0
Inside 20	2	1
50+ Yards	1	0
Touchbacks	1	0
Fair catch	3	1
KICKOFFS-YARDS	2-133	7-417
Average Yards Per Kickoff	65.0	59.6
Net Yards Per Kickoff	40.0	41.9
Touchbacks	2	1
Punt returns: Number-Yards-TD	0-0-0	1-5-0
Average Per Return	0.0	5.0
Kickoff returns: Number-Yds-TD	2-32-0	0-0-0
Average Per Return	16.0	0.0
Interceptions: Number-Yds-TD	0-0-0	1-0-0
Fumble Returns: Number-Yds-TD	0-0-0	0-0-0
Possession Time	21:10	38:50
1st Quarter	5:40	9:20
2nd Quarter	4:06	10:54
3rd Quarter	6:11	8:49
4th Quarter	5:13	9:47
Third-Down Conversions	2 of 13	10 of 13
Fourth-Down Conversions	2 of 3	0 of 1
Red-Zone Scores-Chances	1-3	6-6
Touchdowns	0-3	4-6
Field goals	1-3	2-6
Sacks By: Number-Yards	1-13	2-12
PAT Kicks	0-0	5-5
Field Goals	1-1	2-2

Game Notes

• K-State has won five of the last six meetings over the Horned Frogs, including three-straight home wins... K-State is now 3-1 in Big 12 play for a second-straight season, the first time the Cats have won at least three of the first four Big 12 games in consecutive seasons since 2011 and 2012... K-State has started its home slate with a 4-0 record for the first time since 2016 when it defeated Florida Atlantic, Missouri State, Texas Tech and Texas.

• Kansas State produced 587 yards of total offense on the night, the sixth most in school history and second most this season (588 vs. SEMO)... The Wildcats had 406 yards in the first half, the first time they went over 400 yards in a half since at least 1999... Of the 587 yards, the Wildcats had 343 rushing yards, the first time going over 300 yards rushing since last year's Texas Tech game when they also had 343 yards on the ground.

• Kansas State held TCU to just 3 points and 300 total yards of offense a week after the Horned Frogs amassed 44 points and 584 yards last week in a win over BYU... TCU was averaging 488.4 yards per game and 33.1 points per game entering the contest... Of the 300 yards allowed, 187 were through the air a week after the Horned Frogs totaled 447 passing yards... It was the second time this year holding a team out of the end zone (SEMO) and the first in Big 12 play since Baylor had three points last year on November 12 in Waco.

• Kansas State jumped out to a quick 14-0 lead, which included a 75-yard touchdown drive on the first possession... The Wildcats have now scored points on its first drive in six of its first seven games, the first time doing so since the 2004 season.

K-STATE ROLLS PAST TCU

MANHATTAN, Kan. — Will Howard threw three touchdowns and Avery Johnson tossed a touchdown as well as Kansas State raced past TCU in a 41-3 victory during the program's annual Harley Day at Bill Snyder Family Stadium.

Treshawn Ward also had 17 carries for 89 yards, while DJ Giddens rushed nine times for 85 yards and one touchdown for the Wildcats, who ran for 343 yards while outgaining the Horned Frogs 587-300 in a rematch from the 2022 Big 12 Championship Game.

The victory marked the Wildcats' first home game since a 44-31 win over UCF on September 23. A sellout crowd of 52,580 was on hand to witness the Wildcats third straight win over TCU in Manhattan and the largest margin of victory in the series since 1922.

TCU saw its hopes of reaching the end zone stall three times inside the red zone, including when it went 56 yards on 11 plays before Jacob Parrish broke up a pass intended for Savion Williams on a fourth-and-2 play from the K-State 19-yard line.

The Horned Frogs called a series of timeouts in a last-gasp effort to grab their first touchdown, but Josh Hoover threw back-to-back incompletions at the 2-yard line as time expired on the game clock.

Hoover threw for 187 yards and one interception after passing for 439 yards in his first career start against BYU last Saturday.

K-State's 587 total yards marked its sixth most in history and second most this year. In limiting TCU to 300 total yards, the Wildcats held the Horned Frogs to 188.4 yards under their season average.

It was the fewest points allowed by K-State in a Big 12 game this season and the fewest points scored by the Horned Frogs, who fell to 7-2 in road games under second-year head coach Sonny Dykes.

After K-State exploded for a 27-3 halftime lead, Howard led the Wildcats to a pair of touchdowns in the second half. Howard took the Wildcats on a 13-play, 81-yard drive capped by his 11-yard touchdown pass to Jayce Brown in the end zone for Brown's first-career touchdown with 2:30 left in the third quarter to make it 34-3. Howard threw his third touchdown to Will Swanson from four yards out late in the fourth quarter to put the Wildcats over 40 points for the fifth-straight home game dating back to last season.

It marked the 36th career touchdown pass by Howard, who tied Michael Bishop for fifth most in school history.

Howard completed 10-of-16 passes for 154 yards and three touchdowns and added four rushes for 62 yards, as nine different players carried the football for an offense that last eclipsed 300 rushing yards against Texas Tech last season.

Johnson completed 5-of-10 passes for 90 yards and one touchdown and had 73 rushing yards on 16 carries one week after tying the school record with five rushing touchdowns.

K-State had things under control early as it used 406 total yards to race to a 27-3 lead at halftime. It marked the first time K-State reached 400 yards in total offense in a half since at least 1999. The Wildcats didn't score on every possession, but Howard and Johnson made it seem that way, alternating possessions and guiding an offense that produced 238 rushing yards and 168 passing in the first two quarters.

K-State rolled to touchdowns on each of its first three possessions and then used drives of 12 and 10 plays for a pair of Chris Tennant field goals of 27 and 40 yards.

SCORING SUMMARY

Team	Qtr/Time	Scoring Play	Conversion	Plays-Yds-TOP	Score
KS	1st/11:45	Giddens 2 yd run	Tennant kick	8-75-3:15	0-7
KS	1st/6:18	Ward 3 yd pass from A. Johnson	Tennant kick	7-73-3:57	0-14
TCU	1st/4:12	Kell 32 yd field goal		8-61-2:06	3-14
KS	1st/3:06	Giddens 61 yd pass from Howard	Tennant kick	3-75-1:06	3-21
KS	2nd/10:41	Tennant 27 yd field goal		12-79-5:21	3-24
KS	2nd/0:00	Tennant 40 yd field goal		10-58-2:43	3-27
KS	3rd/2:30	Brown 11 yd pass from Howard	Tennant kick	13-81-7:53	3-34
KS	4th/3:59	Swanson 5 yd pass from Howard	Tennant kick	8-49-5:32	3-41

STATISTICAL LEADERS

► TCU

Rushing	Att	Yds	TD	Lg	Avg
Bailey	12	100	0	35	8.3
Sanders	5	15	0	6	3.0
Williams	1	5	0	5	5.0
Cook	1	5	0	5	5.0
Hoover	3	-12	0	0	-4.0

Passing	C-A-I	Yds	TD	Lg	Sack
Hoover	23-43-1	187	0	16	2

Receiving	Rec	Yds	TD	Lg
Williams	4	60	0	16
Curtis	4	20	0	11
Wright	3	31	0	12
Richardson	3	21	0	10
Thompson	2	14	0	7
Bailey	2	8	0	4
Sanders	2	6	0	3

► Kansas State

Rushing	Att	Yds	TD	Lg	Avg
Ward	17	89	0	14	5.2
Giddens	9	85	1	23	9.4
A. Johnson	16	73	0	23	4.6
Howard	4	62	0	30	15.5
Jackson	1	14	0	14	14.0
Brooks	1	10	0	10	10.0

Passing	C-A-I	Yds	TD	Lg	Sack
Howard	10-16-0	154	3	61	0
A. Johnson	5-10-0	90	1	43	1

Receiving	Rec	Yds	TD	Lg
Brown	4	88	1	43
Brooks	3	31	0	13
Ward	3	17	1	7
Giddens	2	75	1	61
Swanson	2	22	1	17



GAME EIGHT

HOUSTON	0	0	0	0	-	0
rv/rv K-STATE	7	21	7	6	-	41

Oct. 28 | Bill Snyder Family Stadium | Manhattan, Kan. | 11:01 a.m. | Att: 51,928



TEAM STATISTICS

	UH	K-STATE
FIRST DOWNS	11	24
Rushing	7	14
Passing	4	9
Penalty	0	1
NET YARDS RUSHING	113	179
Rushing Attempts	26	46
Average Per Rush	4.3	3.9
Rushing Touchdowns	0	3
Yards Gained Rushing	124	199
Yards Lost Rushing	11	20
NET YARDS PASSING	95	215
Completions-Attempts-Int	15-33-1	21-24-0
Average Per Attempt	2.9	9.0
Average Per Completion	6.9	10.2
Passing Touchdowns	0	3
TOTAL OFFENSE YARDS	208	394
Total offense plays	59	70
Average Gain Per Play	3.5	5.6
Fumbles: Number-Lost	1-1	1-1
Penalties: Number-Yards	6-60	1-5
PUNTS-YARDS	5-200	3-114
Average Yards Per Punt	40.0	38.0
Net Yards Per Punt	40.0	36.7
Inside 20	1	2
50+ Yards	0	0
Touchbacks	0	0
Fair catch	2	0
KICKOFFS-YARDS	1-65	7-394
Average Yards Per Kickoff	65.0	56.3
Net Yards Per Kickoff	40.0	38.7
Touchbacks	1	2
Punt returns: Number-Yards-TD	1-4-0	0-0-0
Average Per Return	4.0	0.0
Kickoff returns: Number-Yds-TD	3-35-0	0-0-0
Average Per Return	11.7	0.0
Interceptions: Number-Yds-TD	0-0-0	1-16-0
Fumble Returns: Number-Yds-TD	0-0-0	0-0-0
Possession Time	25:26	34:34
1st Quarter	3:41	11:19
2nd Quarter	5:54	9:06
3rd Quarter	10:35	4:25
4th Quarter	5:16	9:44
Third-Down Conversions	3 of 14	10 of 14
Fourth-Down Conversions	0 of 4	0 of 1
Red-Zone Scores-Chances	0-0	5-5
Touchdowns	0-0	5-5
Field goals	0-0	0-5
Sacks By: Number-Yards	2-9	1-9
PAT Kicks	0-0	5-6
Field Goals	0-1	0-0

Game Notes

• With the victory, K-State will advance to its 25th bowl appearance in school history, including its 12th in the last 14 years... Entering the season, Kansas State was one of just 19 Power 5 programs to play in a bowl game 11 times in the previous 13 seasons... **Chris Klieman** is the first coach in school history to lead four of his first five Wildcat teams to bowl appearances.

• Kansas State shut out Houston, the Wildcats second shutout of the season after blanking SEMO, 45-0... It is the second-straight season K-State had two shutouts in one year after blanking South Dakota and Oklahoma State last year... It is the first time the Wildcats had two shutouts in consecutive seasons since 1936 and 1937... The Wildcats have allowed just three points over the last nine quarters dating back to the fourth quarter of the Texas Tech game.

• Kansas State held Houston to just 208 yards... It was the fewest yards allowed since Bowling Green had 140 yards in 2019, while it was the fewest against a Big 12 opponent since Texas Tech had 181 yards in 2018.

• Dating back to last season, Kansas State has now scored 40 or more points in six-straight home games, which includes all five contests this season... It is the first time scoring 40 or more points in six-straight home games since doing so 12-straight times over the 1998 and 1999 seasons.

• Quarterback **Will Howard** went 15-of-17 through the air... His 88.2% completion percentage was the third highest ever by a Wildcat in a game (minimum 15 attempts) and the highest since current K-State offensive coordinator **Collin Klein** went 19-of-21 (90.4%) at West Virginia in 2012.

K-STATE BLANKS HOUSTON

MANHATTAN, Kan. — Kansas State knew it needed to stay focused coming off an emotional win against TCU and with a date at No. 7 Texas looming in a week. The Wildcats stayed on their game and beat Houston in dominant fashion.

Will Howard threw for 164 yards and two touchdowns, DJ Giddens rushed for two scores, and the Wildcats stomped Houston with their most dominant performance of the season in a 41-0 victory on Homecoming at Bill Snyder Family Stadium. The Wildcats have started a season with five-straight home wins for the first time since 2012.

Houston's first trip outside the state of Texas this season brought the Cougars to the Manhattan, which featured 36-degree temperatures and a chance of shutouts. Houston went cold against a tenacious K-State bunch that was on fire for four quarters. The Cougars failed to score any points in a game for the first time since 2000.

K-State outgained Houston, 394-208, and went 10-of-14 on third downs while the Cougars went just 3-for-14.

K-State couldn't have been much sharper in its first-ever meeting against the Cougars, who struggled mightily across the board. Quarterback Donovan Smith completed 13-of-28 passes for 88 yards and one interception. The Cougars defense couldn't stop Howard and the Wildcats, who began the game with touchdown drives of 12, 15 and nine plays.

Howard completed 15-of-17 passes, and his completion rate of 88.2% marked third highest in a game in K-State history. Giddens had 13 carries for 96 yards and two scores.

Just when it appeared the Cougars could do something with the ball late in the third quarter, K-State's defensive line forced Smith to scramble and improvise, and Will Lee III stepped in front of a pass for his second career interception.

From there, Giddens rushed 11 yards before he broke three tackles while angling to the right pylon for a 13-yard touchdown and a 35-0 lead.

Avery Johnson took over as Howard went to the sideline for good and led an 8-play, 42-yard drive capped by a seven-yard touchdown pass to Seth Porter, his first-career touchdown. That made it 41-0 as the Wildcats pitched their first shutout against a Big 12 foe since against a 48-0 win over Oklahoma State last season.

K-State methodically took apart Houston in grinding to a 28-0 halftime lead while outgaining the Cougars 277-83. The Wildcats ran 43 plays and the Cougars ran 23. K-State averaged 6.4 yards per play; Houston 3.3.

Howard was brilliant from the start in completing his first 12 passing attempts. He finished the first half 13-of-14 for 155 yards and two touchdowns while throwing scoring strikes to Brooks and Garrett Oakley.

For as dominant as K-State was offensively in the first half, the defense was stellar as well. Smith went 6-for-17 for 32 yards for a Houston offense that managed just four first downs.

SCORING SUMMARY

Team	Qtr/Time	Scoring Play	Conversion	Plays-Yds-TOP	Score
KS	1st/9:37	Oakley 12 yd pass from Howard	Tennant kick	12-75-5:23	0-7
KS	2nd/13:08	Brooks 21 yd pass from Howard	Tennant kick	15-89-7:48	0-14
KS	2nd/6:17	Ward 1 yd run	Tennant kick	9-72-4:06	0-21
KS	2nd/1:33	Giddens 9 yd run	Tennant kick	5-44-2:29	0-28
KS	3rd/1:22	Giddens 13 yd run	Tennant kick	2-24-0:38	0-35
KS	4th/6:46	Porter 7 yd pass from A. Johnson	Simmering kick missed	8-42-3:33	0-41

STATISTICAL LEADERS

► Houston

Rushing	Att	Yds	TD	Lg	Avg
Jenkins	12	56	0	17	4.7
Ale	4	28	0	11	7.0
Sneed	4	25	0	16	6.2
Smith	5	3	0	5	0.6
Mathis Jr.	1	1	0	1	1.0

Passing	C-A-I	Yds	TD	Lg	Sack
Smith	13-28-1	88	0	25	1
Ale	2-5-0	7	0	7	0

Receiving	Rec	Yds	TD	Lg
Brown	4	49	0	25
Golden	3	6	0	4
Garnes	2	18	0	11
Cobbs	2	15	0	8
Sneed	1	4	0	4
Johnson Jr.	1	4	0	4
Wilson	1	0	0	0

► Kansas State

Rushing	Att	Yds	TD	Lg	Avg
Giddens	13	96	2	14	7.4
Ward	10	32	1	9	3.2
Howard	9	24	0	11	2.7
Jackson	2	15	0	8	7.5

Passing	C-A-I	Yds	TD	Lg	Sack
Howard	15-17-0	164	2	40	2
A. Johnson	5-6-0	46	1	21	0
Rubley	1-1-0	5	0	5	0

Receiving	Rec	Yds	TD	Lg
Brooks	5	83	1	40
Oakley	3	36	1	16
Ward	3	15	0	9
Giddens	2	25	0	23
Brown	2	13	0	8
Swanson	1	21	0	21
Porter	1	7	1	7



GAME NINE

23/25/rv	K-STATE	0	7	7	16	0	-	30
7/7/6	TEXAS	10	7	10	3	3	-	33

Nov. 4 | Memorial Stadium | Austin, Texas | 11:05 a.m. | Att: 102,846



WILL HOWARD

TEAM STATISTICS

	K-STATE	UT
FIRST DOWNS	20	18
Rushing	3	9
Passing	16	9
Penalty	1	0
NET YARDS RUSHING	30	230
Rushing Attempts	29	37
Average Per Rush	1.0	6.2
Rushing Touchdowns	0	2
Yards Gained Rushing	69	243
Yards Lost Rushing	39	13
NET YARDS PASSING	327	248
Completions-Attempts-Int	26-43-1	19-37-2
Average Per Attempt	7.6	6.7
Average Per Completion	12.6	13.1
Passing Touchdowns	4	1
TOTAL OFFENSE YARDS	357	478
Total offense plays	72	74
Average Gain Per Play	5.0	6.5
Fumbles: Number-Lost	2-1	2-1
Penalties: Number-Yards	7-50	10-67
PUNTS-YARDS	7-318	5-172
Average Yards Per Punt	45.4	34.4
Net Yards Per Punt	38.0	33.6
Inside 20	1	2
50+ Yards	2	2
Touchbacks	0	0
Fair catch	4	0
KICKOFFS-YARDS	6-369	7-455
Average Yards Per Kickoff	61.5	65.0
Net Yards Per Kickoff	42.0	40.0
Touchbacks	4	5
Punt returns: Number-Yards-TD	2-15-0	2-52-0
Average Per Return	7.5	26.0
Kickoff returns: Number-Yds-TD	0-0-0	2-17-0
Average Per Return	0.0	8.5
Interceptions: Number-Yds-TD	2-37-0	1-0-0
Fumble Returns: Number-Yds-TD	0-0-0	0-0-0
Possession Time	27:52	32:08
1st Quarter	7:06	7:54
2nd Quarter	6:06	8:54
3rd Quarter	8:43	6:17
4th Quarter	5:57	9:03
Third-Down Conversions	2 of 14	2 of 15
Fourth-Down Conversions	1 of 2	2 of 3
Red-Zone Scores-Chances	2-4	3-4
Touchdowns	2-4	1-4
Field goals	0-4	2-4
Sacks By: Number-Yards	0-0	4-35
PAT Kicks	3-3	3-3
Field Goals	1-2	4-4

Game Notes

• This was the 24th all-time meeting between K-State and Texas with the Longhorns now holding a 14-10 advantage in the series... Texas extended its winning streak over the Wildcats to seven-straight games, the longest in the series by either team.

• Kansas State played in its seventh overtime game ever on Saturday, falling to 4-3 in such games... K-State also suffered an overtime loss at Texas in 2017 (40-34)... Of the seven overtime games in K-State's history, three have been on the road and two have been at neutral sites.

• **Will Howard** earned his 24th career start, going 26-of-42 through the air for a career-high 327 yards and a career-high tying four touchdowns... His 327 passing yards bettered his previous high of 297 yards in the season-opener against SEMO... His four passing touchdowns tied a school record and was the second time in his career he hit that mark (2022 vs. Oklahoma State).

• **Phillip Brooks** came away with seven receptions for 70 yards and two touchdowns... It was his first-career game with multiple receiving touchdowns... He is the second K-State player with multiple touchdowns this season (tight end Ben Sinnott at Missouri), while he is the first wide receiver with multiple receiving touchdowns in a game since Kade Warner had two last year against Oklahoma State.

• **Jacob Parrish** recorded a pair of interceptions in the contest after coming into the game with one pick in his career (vs. UCF)... It is the second time a Wildcat had two interceptions in game this season (**Kobe Savage** at Texas Tech).

K-STATE COMES UP SHY IN OVERTIME AT TEXAS

AUSTIN, Texas – In one of the most valiant comeback efforts in Kansas State history, the Wildcats stormed back from a 20-point second-half deficit to force overtime and fell just four yards from victory in a 33-30 loss to No. 7 Texas in front of 102,846 at Darrell K Royal-Texas Memorial Stadium.

The 23rd-ranked Wildcats rallied from a 27-7 deficit with 4 minutes, 13 seconds left in the third quarter to tie the game at 27-27 with 12:37 left. The teams were knotted up 30-30 following a 45-yard field goal by Chris Tennant to force an extra period.

After Bert Auburn made a 42-yarder to make it 33-30 in Texas' first overtime possession, Will Howard took the Wildcats to the 4-yard line. When it became decision time, head coach Chris Klieman opted to go for the win. Unfortunately, Howard's fourth-down pass attempt fell short, ending one of the best games in the Big 12 Conference this season.

Howard completed 26-of-42 passes for a career-high 327 yards with a school record-tying four touchdowns to go along with one interception. He threw two touchdowns to Phillip Brooks and one scoring toss to Keagan Johnson and Jayce Brown.

Cornerback Jacob Parrish intercepted two passes, including one inside the red zone as the Wildcats, 6-3 overall and 4-2 in the Big 12, clawed back into the game.

Texas scored touchdowns on two of its first three drives and took a 17-0 lead before Howard completed a six-yard scoring strike to Brooks with 54 seconds to go until halftime.

Then the Longhorns capitalized off a lost fumble and booted a 49-yard field goal to take a 27-7 lead in the third quarter.

K-State had two bad breaks to start the second half. First, Howard threw a deep pass to Johnson that ricocheted off his hands and into the hands of Michael Taaffe on the second play of the third quarter.

K-State's second possession ended when Ethan Burke sack-stripped Howard and Jaylan Ford recovered the football at the 5. Jonathon Brooks scored on the next play for a 24-7 lead.

Early on, Wildcats simply struggled to move the ball or stop the Longhorns, who are off to their best start since 2009. Then the Wildcats bounced back.

Despite falling behind, the Wildcats continued to fight. In fact, they had their longest possession of the game after the Longhorns went ahead by 20 points. Howard led an 8-play, 75-yard charge for a touchdown. He connected with Johnson twice for gains of 15 and 20 yards before Brooks caught a short pass and ran 26 yards into the end zone to cut it to a 27-14 deficit.

Then Parrish, who had two interceptions in the game, intercepted a screen pass. Parrish got hit and fumbled, but Colby McCalister recovered the ball at the Texas 12.

K-State struck immediately. Howard floated a pass across the middle to Johnson, who snagged the ball at the 6 and raced into the end zone for a 12-yard touchdown. Suddenly K-State trailed, 27-21, with 13:33 left in the game in front of a hushed crowd.

Two plays later, Brendan Mott ripped the ball away from Brooks and Will Lee III recovered. Howard immediately threw a play-action pass to Brown for a 32-yard touchdown. However, an error by the extra-point unit allowed the score to remain tied at 27-27 with 12:37 remaining.

SCORING SUMMARY

Team	Qtr/Time	Scoring Play	Conversion	Plays-Yds-TOP	Score
UT	1st/8:36	Mitchell 37 yd pass from Murphy	Auburn kick	3-47-1:13	0-7
UT	1st/7:06	Auburn 32 yd field goal		9-79-3:58	0-10
UT	2nd/11:34	Baxter 54 yd run	Auburn kick	4-63-2:237	0-17
KS	2nd/0:54	Brooks 6 yd pass from Howard	Tennant kick	4-42-0:41	7-17
UT	3rd/9:21	Brooks 5 yd run	Auburn kick	1-5-0:05	7-24
UT	3rd/4:13	Auburn 49 yd field goal		7-41-3:07	7-27
KS	3rd/0:00	Brooks 26 yd pass from Howard	Tennant kick	8-75-4:13	14-27
KS	4th/13:33	K. Johnson 12 yd pass from Howard	Tennant kick	2-12-0:15	21-27
KS	4th/12:37	Brown 32 yd pass from Howard	Tennant rush failed	1-32-0:07	27-27
UT	4th/6:03	Auburn 34 yd field goal		14-69-6:27	30-27
KS	4th/0:01	Tennant 45 yd field goal		10-33-1:17	30-30
UT	OT	Auburn 42 yd field goal		4-1	30-33

STATISTICAL LEADERS

► Kansas State

Rushing	Att	Yds	TD	Lg	Avg
Ward	9	30	0	7	3.3
Giddens	9	22	0	8	2.4
K. Johnson	1	2	0	2	2.0
A. Johnson	1	-1	0	0	-1.0
Howard	9	-23	0	6	-2.6

Passing	C-A-I	Yds	TD	Lg	Sack
Howard	26-41-1	327	4	32	4
A. Johnson	0-1-0	0	0	0	0

Receiving	Rec	Yds	TD	Lg
K. Johnson	7	70	1	20
Brooks	5	76	2	26
Sinnott	5	69	0	22
Brown	4	77	1	32
Giddens	3	23	0	17
Ward	2	12	0	9

► Texas

Rushing	Att	Yds	TD	Lg	Avg
Brooks	22	112	1	27	5.1
Baxter	10	90	1	54	9.0
Worthy	1	16	0	16	16.0
Blue	2	11	0	8	5.5
Robinson	1	8	0	8	8.0
Red	1	-7	0	0	-7.0

Passing	C-A-I	Yds	TD	Lg	Sack
Murphy	19-37-2	248	1	47	0

Receiving	Rec	Yds	TD	Lg
Mitchell	8	149	1	47
Worthy	5	48	0	24
Whittington	3	23	0	19
Sanders	2	21	0	16
Cook II	1	7	0	7



GAME TEN

BAYLOR	7	6	6	6	-	25
25/rv/rv K-STATE	21	14	17	7	-	59

Nov. 11 | Bill Snyder Family Stadium | Manhattan, Kan. | 2:02 p.m. | Att: 51,790



TEAM STATISTICS

	BU	K-STATE
FIRST DOWNS	20	22
Rushing	7	6
Passing	11	15
Penalty	2	1
NET YARDS RUSHING	85	183
Rushing Attempts	35	37
Average Per Rush	2.4	4.9
Rushing Touchdowns	0	2
Yards Gained Rushing	134	195
Yards Lost Rushing	49	12
NET YARDS PASSING	247	268
Completions-Attempts-Int	23-47-1	21-34-0
Average Per Attempt	5.3	7.9
Average Per Completion	10.7	12.8
Passing Touchdowns	4	4
TOTAL OFFENSE YARDS	332	451
Total offense plays	82	71
Average Gain Per Play	4.0	6.4
Fumbles: Number-Lost	3-3	0-0
Penalties: Number-Yards	4-45	5-42
PUNTS-YARDS	4-168	4-187
Average Yards Per Punt	42.0	47.2
Net Yards Per Punt	43.2	22.0
Inside 20	2	1
50+ Yards	0	0
Touchbacks	0	0
Fair catch	3	0
KICKOFFS-YARDS	4-236	10-610
Average Yards Per Kickoff	59.0	61.0
Net Yards Per Kickoff	41.5	40.0
Touchbacks	0	2
Punt returns: Number-Yards-TD	3-101-0	1--5-0
Average Per Return	33.7	-5.0
Kickoff returns: Number-Yds-TD	8-160-0	4-70-0
Average Per Return	20.0	17.5
Interceptions: Number-Yds-TD	0-0-0	1-45-1
Fumble Returns: Number-Yds-TD	0-0-0	1-15-1
Possession Time	31:58	28:02
1st Quarter	4:58	10:02
2nd Quarter	10:41	4:19
3rd Quarter	6:01	8:59
4th Quarter	10:18	4:42
Third-Down Conversions	4 of 17	4 of 12
Fourth-Down Conversions	4 of 8	2 of 3
Red-Zone Scores-Chances	3-3	6-6
Touchdowns	3-3	5-6
Field goals	0-3	1-6
Sacks By: Number-Yards	1-10	3-24
PAT Kicks	1-2	8-8
Field Goals	0-0	1-1

Game Notes

• Kansas State topped the 50-point mark for the first time since scoring 55 points against Kansas in 2020, and it was the most points since scoring 62 against Florida Atlantic in 2016.

• K-State tallied a pair of non-offensive touchdowns on Saturday for the first time this year and it was the first time carding two in a game since 2020 Kansas contest (two punt returns, interception return)... The first one on Saturday was a fumble-return touchdown by **Desmond Purnell**, the first by the Wildcats since the 2019 opener vs. Nicholls... The second one was a 45-yard pick-six by **Keenan Garber**, the first interception of his career... It was K-State's first pick-six since Cincere Mason had one last year at West Virginia.

• Quarterback **Will Howard** earned his 25th career start, which is tied for the fourth most by a Wildcat signal calling dating back to 1990... Howard went 19-of-29 through the air for 235 yards and three touchdowns... On his final touchdown pass of the game – a 1-yarder to Christian Moore with 13:07 left in the second quarter – Howard became the all-time career touchdown record holder at K-State, a mark that now stands at 45... He passed Josh Freeman, who had 44 touchdown passes from 2006-08.

• Junior defensive end **Cody Stufflebean** recorded the first two sacks of his career and totaled four tackles, a new career high... His first-career sack in the first quarter was a sack-fumble, which was picked up by **Desmond Purnell** and returned 15 yards for a touchdowns.

HOWARD SETS CAREER TD MARK IN WIN OVER BU

MANHATTAN, Kan. — No. 25 Kansas State knew it needed to rebound after a narrow loss at Texas last weekend. The Wildcats did so emphatically with a 59-25 stomping of Baylor that kept them in the hunt to defend their Big 12 Championship.

On a record-setting day for quarterback Will Howard, the Wildcats amassed at least 50 points for the first time in three years while reaching their biggest scoring total in series history against a Bears squad that suffered their worst loss of the season.

K-State, which improved to 7-3 overall and 5-2 in the Big 12, is 6-0 at Bill Snyder Family Stadium for the first time since 2012. The Bears dropped to 3-7 and 2-5.

K-State is in the thick of things in the league race with games at No. 16 Kansas and against Iowa State left to go in the regular season.

K-State jumped out to a 35-7 lead and kept going. It has outscored its opponents 272-72 in Manhattan this season. The Wildcats played in front of a crowd of 51,790, which marked the 13th consecutive sellout at Bill Snyder Family Stadium.

Howard threw for 235 yards and three touchdowns, setting the all-time record for passing touchdowns in the second quarter with his third scoring toss of the game. The two-yard scoring strike to Christian Moore with 13 minutes, 7 seconds left until halftime, gave Howard 45 career touchdown passes, passing Josh Freeman for the all-time mark.

Howard has thrown 12 touchdowns and one interception in the last four games. He went 19-of-29 passing and connected with nine different pass catchers.

Six different players scored a total of six offensive touchdowns for the Wildcats, who also had two defensive touchdowns — a 15-yard fumble recovery by linebacker Desmond Purnell and a 45-yard interception return by Keenan Garber — while also forcing four turnover on downs.

The Wildcats led 35-13 at halftime. By that time, Howard already fired his third touchdown. He went to the bench in the fourth quarter and received a rousing ovation by fans as his record achievement was announced inside the stadium. Freshman Avery Johnson helped score the final points for the Wildcats when he found Garrett Oakley with a 28-yard touchdown pass to put the Wildcats ahead at 59-19 with under 4 minutes to play.

DJ Giddens, who caught a short pass and turned it into a 31-yard touchdown to begin the game, rushed 18 times for 115 yards while Treshaun Ward had 44 yards and one score on 10 carries.

Tight end Ben Sinnott had three catches for 68 yards and one touchdown, and Oakley had three catches for 46 and a touchdown as well. Phillip Brooks led with five catches for 41 yards and was particularly pivotal on the first couple scoring drives for the Wildcats, who turned a 7-7 tie into a blowout by scoring the next 28 points, capped by Howard's record-setting touchdown pass.

SCORING SUMMARY

Team	Qtr/Time	Scoring Play	Conversion	Plays-Yds-TOP	Score
KS	1st/10:26	Giddens 18 yd pass from Howard	Tennant kick	12-81-4:30	0-7
BU	1st/8:02	Pendergrass 13 yd pass from Shapen	Hankins kick	5-72-2:19	7-7
KS	1st/5:54	Sinnott 14 yd pass from Howard	Tennant kick	8-56-2:00	7-14
KS	1st/4:10	Purnell 15 yd fumble return	Tennant kick		7-21
KS	2nd/14:34	Howard 1 yd run	Tennant kick	9-78-3:46	7-28
KS	2nd/13:07	Moore 2 yd pass from Howard	Tennant kick	1-2-0:04	7-35
BU	2nd/1:45	Pendergrass 1 yd pass from Shapen	Shapen pass failed	3-16-1:17	13-35
KS	3rd/9:31	Tennant 33 yd field goal		9-62-4:31	13-38
BU	3rd/8:30	Dabney 63 yd pass from Shapen	Shapen pass failed	3-72-0:54	19-38
KS	3rd/4:48	Ward 4 yd run	Tennant kick	9-73-3:36	19-45
KS	3rd/2:55	Garber 45 yd interception return	Tennant kick		19-52
KS	4th/3:30	Oakley 28 yd pass from Johnson	Tennant kick	3-38-1:16	19-59
BU	4th/0:20	Baldwin 6 yd pass from Shapen	Hankins kick missed	10-77-3:00	25-59

STATISTICAL LEADERS

► Baylor

Rushing	Att	Yds	TD	Lg	Avg
Richardson	17	89	0	15	5.2
Pendergrass	6	20	0	7	3.3
Reese	3	3	0	2	1.0
Shapen	7	-6	0	6	-0.9
Passing	C-A-I	Yds	TD	Lg	Sack
Shapen	22-45-1	253	4	63	3
Nabors	1-1-0	-6	0	0	0
Hankins	0-1-0	0	0	0	0

Receiving	Rec	Yds	TD	Lg
Cameron	5	41	0	17
Dabney	4	105	1	63
Roberts	3	32	0	21
Pendergrass	3	18	2	13
Winfield	1	18	0	18
Johnson	1	10	0	10
Richardson	1	8	0	8

► Kansas State

Rushing	Att	Yds	TD	Lg	Avg
Giddens	18	115	0	35	6.4
Ward	10	44	1	9	4.4
White	2	14	0	9	7.0
Frias II	2	8	0	5	4.0
A. Johnson	1	4	0	4	4.0
K. Johnson	1	1	0	1	1.0
Howard	3	-3	1	6	-1.0
Passing	C-A-I	Yds	TD	Lg	Sack
Howard	19-29-0	235	3	40	1
A. Johnson	2-5-0	33	1	28	0

Receiving	Rec	Yds	TD	Lg
Brooks	5	41	0	11
Sinnott	3	68	1	35
Oakley	3	46	1	28
K. Johnson	3	31	0	13
J. Jackson	2	53	0	40



THE LAST TIME...

SCORING

All Games

Scored 40 or more points 59, vs. Baylor (11/11/2023)

Scored 50 or more points 59, vs. Baylor (11/11/2023)

Scored 60 or more points 63, vs. Florida Atlantic (9/17/2016)

Scored 70 or more points 76, vs. Ball State (9/16/2000)

Was held to 10 or fewer points 10, at Iowa State (10/8/2022)

Was held to 7 or fewer points 0, at Iowa State (11/21/2020)

Was shut out at Iowa State (11/21/2020)

Was shut out in a half 2nd half, at TCU (10/22/2022)

Was shut out in back-to-back games at Kansas, 0-28 and vs. Nebraska, 0-12 (1975)

Allowed 40 or more points 45, vs. Alabama (12/31/2022)

Allowed 50 or more points 69, vs. Texas (12/5/2020)

Allowed 60 or more points 69, vs. Texas (12/5/2020)

Allowed 70 or more points 73, at Nebraska (11/10/2007)

Allowed a safety at Iowa State (10/29/2016)

Allowed a two-point conversion Jalen Hurts to CeeDee Lamb, vs. Oklahoma (10/26/2019)

Held an opponent to 10 or fewer points 0, vs. Houston (10/28/2023)

Held an opponent to 7 or fewer points 0, vs. Houston (10/28/2023)

Shut out an opponent vs. Houston (10/28/2023)

Shut out an opponent in a half Both halves vs. Houston (10/28/2023)

Back-to-back shutouts vs. Akron, 67-0; vs. N. Illinois, 44-0; vs. Missouri, 30-0 (1995)

Largest deficit overcome for a win 21 points

at #3 Oklahoma, 14-35 in 3rd quarter (9/26/2020)

vs. Iowa State, 14-35 in 3rd quarter (11/21/2015)

at Missouri, 0-21 in 2nd quarter (11/6/2004)

vs. Oklahoma State, 0-21 in 2nd quarter (10/23/1999)

vs. Iowa State, 7-28 in 3rd quarter (9/25/1999)

Overtime game vs. TCU; W, 31-28 (12/3/2022)

Come-from-behind win (trailing in 4th Q) at Iowa State, [7-9], won 10-9 (10/8/2022)

Home Games

Scored 40 or more points 59, vs. Baylor (11/11/2023)

Scored 50 or more points 59, vs. Baylor (11/11/2023)

Scored 60 or more points 63, vs. Florida Atlantic (9/17/2016)

Scored 70 or more points 76, vs. Ball State (9/16/2000)

Was held to 10 or fewer points 10, vs. Tulane (9/17/2022)

Was held to 7 or fewer points 6, vs. TCU (10/14/2017)

Was shut out vs. Oklahoma (10/17/2021)

Was shut out in a half 2nd half, vs. Tulane (9/17/2022)

Was shut out in back-to-back games vs. Nebraska, 0-41 and vs. Oklahoma, 0-27 (1965)

Allowed 40 or more points 69, vs. Texas (12/5/2020)

Allowed 50 or more points 69, vs. Texas (12/5/2020)

Allowed 60 or more points 69, vs. Texas (12/5/2020)

Allowed 70 or more points 75, vs. Oklahoma (10/23/1971)

Held an opponent to 10 or fewer points 0, vs. Houston (10/28/2023)

Held an opponent to 7 or fewer points 0, vs. Houston (10/28/2023)

Shut out an opponent vs. Houston (10/28/2023)

Shut out an opponent in a half Both halves vs. Houston (10/28/2023)

Back-to-back shutouts vs. Akron, 67-0; vs. N. Illinois, 44-0; vs. Missouri, 30-0 (1995)

Away/Neutral Games

Scored 40 or more points 48, at West Virginia (11/19/2022)

Scored 50 or more points 55, at West Virginia (10/20/2012)

Scored 60 or more points 64, at Kansas (11/2/2002)

Scored 70 or more points 75, at Drury (10/17/1910)

Was held to 10 or fewer points 10, at Iowa State (10/8/2022)

Was held to 7 or fewer points 0, at Iowa State (11/21/2020)

Was shut out at Iowa State (11/21/1920)

Was shut out in a half 2nd half, at TCU (10/22/2022)

Was shut out in back-to-back games at LSU, 0-21 and at Tulsa, 0-3 (1980)

Allowed 40 or more points 45, vs. Alabama (12/31/2022)

Allowed 50 or more points 51, at Oklahoma (10/27/2018)

Allowed 60 or more points 66, at Texas Tech (10/10/2009)

Allowed 70 or more points 73, at Nebraska (11/10/2007)

Held an opponent to 10 or fewer points 3, at Baylor (11/12/2022)

Held an opponent to 7 or fewer points 3, at Baylor (11/12/2022)

Shut out an opponent at Iowa State (11/8/2003)

Shut out an opponent in a half 2nd Half, at Baylor (11/12/2021)

Back-to-back shutouts at Kansas, 64-0 and at Missouri, 38-0 (2002)

vs. AP TOP-25 OPPONENTS

Defeated a ranked opponent vs. #3 TCU, 31-28 [ot] (12/3/2022)

Defeated a ranked opponent at home vs. #9 Oklahoma State, 48-0 (10/29/2022)

Defeated a ranked opponent on the road/neutral site vs. #3 TCU, 31-28 [ot] (12/3/2022)

Defeated a ranked opponent in consec. chances vs. #24 OSU and vs. #23 UT (2012)

Defeated a ranked opponent in 3 consec. chances at #6 Oklahoma; at #13 West Virginia;

vs. #15 Texas Tech; vs. #24 Oklahoma; vs. #23 Texas (2012)

Lost to a ranked opponent at #7 Texas, 33-30 [ot] (11/4/2023)

Lost to a ranked opponent at home vs. #11 Baylor, 20-10 (11/20/2021)

Lost to a ranked opponent on the road/neutral site at #7 Texas, 33-30 [ot] (11/4/2023)

K-STATE TEAM OFFENSE

Total Offense

Had 400 yards or more total offense 451 (183 rush/268 pass), vs. Baylor (11/11/2023)

Had 500 yards or more total offense 587 (343 rush/244 pass), vs. TCU (10/21/2023)

Had 600 yards or more total offense 658 (305 rush/353 pass), vs. North Texas (9/24/2005)

Consec. gms. with 500-plus yards of offense 573, vs. Nicholls and 521, vs. Bowling Green (2019)

Four consec. gms with 500-plus yards of offense 573 vs. Iowa State; 566 at Kansas;

518 at Baylor; 512 vs. Nebraska (1998)

Was held to 300 or fewer yards total offense 293 (228 rush/65 pass), at Texas (11/26/2021)

Was held to 200 or fewer yards total offense 149 (73 rush/76 pass), at Iowa State (11/21/2020)

Was held to 100 or fewer yards total offense 86 (25 rush/61 pass), vs. NU (10/5/1996)

Rushing Yards

Had 250 or more rushing yards 343, vs. TCU (10/21/2023)

Had 300 or more rushing yards 343, vs. TCU (10/21/2023)

Had 400 or more rushing yards 415, vs. Nebraska (11/16/2002)

Was held to 100 or fewer rushing yards 30, at Texas (11/4/2023)

Was held to 50 or fewer rushing yards 30, at Texas (11/4/2023)

Was held to negative rushing yards -12, vs. Texas Tech (8/31/1996)

Rushing Touchdowns

Had 3 or more rushing touchdowns 3, vs. Houston (10/28/2023)

Had 4 or more rushing touchdowns 5, at Texas Tech (10/14/2023)

Had 5 or more rushing touchdowns 5, at Texas Tech (10/14/2023)

Was held without a rushing touchdown at Texas (11/4/2023)

Was held without a rushing touchdown in consec. games vs. South Dakota

and Mississippi State (2018)

Passing Yards

Had 350 or more passing yards 360, vs. SEMO (9/2/2023)

Had 400 or more passing yards 400, at West Virginia (11/20/2014)

Had 450 or more passing yards 486, vs. Oklahoma (10/25/2008)

Was held to 200 or fewer passing yards 163, at Texas Tech (10/14/2023)

Was held to 150 or fewer passing yards 116, vs. Texas Tech (10/1/2022)

Was held to 100 or fewer passing yards 95, vs. South Dakota (9/3/2022)



Passing Touchdowns

Had 3 or more passing touchdowns	4, vs. Baylor (11/11/2023)
Had 4 or more passing touchdowns	4, vs. Baylor (11/11/2023)

Was held without a passing touchdown	at Texas Tech (10/14/2023)
Was held without a passing TD in consec. games	vs. South Dakota & Missouri (2022)

First Downs

Had 25 or more first downs	29, vs. TCU (10/21/2023)
Had 30 or more first downs	32, vs. UCF (9/23/2023)
Had 35 or more first downs	37, vs. Iowa State (10/24/1998)

Had 15 or fewer first downs	15, at TCU (10/22/2022)
Had 10 or fewer first downs	9, at Iowa State (11/21/2020)
Had 5 or fewer first downs	3, at Colorado (10/24/1992)

Turnovers

Lost 3 or more fumbles	3, at Mississippi State (9/14/1919)
Lost 4 or more fumbles	4, vs. Eastern Kentucky (9/3/2011)
Lost 5 or more fumbles	5, vs. USC (9/21/2002)

Threw 3 or more interceptions	3, at Oklahoma State (10/6/2023)
Threw 4 or more interceptions	4, vs. Purdue (12/29/1998)
Threw 5 or more interceptions	5, vs. Iowa (9/10/1988)
Did not throw an interception	vs. Baylor (11/11/2023)
Did not throw an INT in consec. games	3, at Texas Tech (10/14/2023), vs. TCU (10/21/2023) and vs. Houston (10/28/2023)

Committed 5 or more turnovers	5, at Oklahoma State (10/5/2013)
Committed 6 or more turnovers	6, at Kansas (11/18/2006)
Did not commit a turnover	vs. Baylor (11/11/2023)
Did not commit a turnover in consec. games	2, at Texas Tech (10/14/2023) and vs. TCU (10/21/2023)

Time of Possession

Had 35:00 or more time of possession	38:50, vs. TCU (12/21/2023)
Had 36:00 or more time of possession	38:50, vs. TCU (12/21/2023)
Had 37:00 or more time of possession	38:50, vs. TCU (12/21/2023)
Had 38:00 or more time of possession	38:50, vs. TCU (12/21/2023)
Had 39:00 or more time of possession	42:52, vs. Bowling Green (9/7/2019)
Had 40:00 or more time of possession	42:52, vs. Bowling Green (9/7/2019)

Had 23:00 or less of time of possession	21:55, at TCU (10/22/2022)
Had 22:00 or less of time of possession	21:55, at TCU (10/22/2022)
Had 21:00 or less of time of possession	18:34, at Louisville (9/17/2008)
Had 20:00 or less of time of possession	18:34, at Louisville (9/17/2008)

Penalties

Had 8 or more penalties	9, vs. Texas (11/5/2022)
Had 10 or more penalties	12, at Texas Tech (10/23/2021)
Had 12 or more penalties	12, at Texas Tech (10/23/2021)
Had 15 or more penalties	16, vs. Missouri State (9/15/2007)

Had 5 or less penalties	5, vs. Baylor (11/11/2023)
Had 3 or less penalties	1, vs. Houston (10/28/2023)
Did not commit a penalty	0, vs. Texas (9/29/2018)

Penalty Yards

Had 75 or more penalty yards	85 (9 pen.) vs. Texas (11/5/2022)
Had 100 or more penalty yards	108 (13 pen.) at Oklahoma (9/26/2020)
Had 125 or more penalty yards	129 (13 pen.) vs. South Dakota (9/1/2018)
Had 150 or more penalty yards	162 (16 pen.) vs. Missouri State (9/15/2007)

Had 40 or less penalty yards	5, vs. Houston (10/28/2023)
Had 20 or less penalty yards	5, vs. Houston (10/28/2023)
Had 10 or less penalty yards	5, vs. Houston (10/28/2023)
Did not have any penalty yards	0, vs. Texas (9/29/2018)

K-STATE INDIVIDUAL RUSHING

Attempts

Had 25 or more rushing attempts	30, DJ Giddens vs. UCF (9/23/2023)
Had 30 or more rushing attempts	30, DJ Giddens vs. UCF (9/23/2023)
Had 35 or more rushing attempts	35, Collin Klein vs. Texas A&M (11/12/2011)
Had 40 or more rushing attempts	42, Darren Sproles vs. Western Kentucky (9/4/2004)

Yards

Rushed for 100 or more yards	115, DJ Giddens vs. Baylor (11/11/2023)
Rushed for 150 or more yards	207, DJ Giddens vs. UCF (9/23/2023)
Rushed for 200 or more yards	207, DJ Giddens vs. UCF (9/23/2023)
Rushed for 100 or more yards (QB)	104, Will Howard at Oklahoma State (10/6/2023)
Rushed for 150 or more yards (QB)	170, Jesse Ertz at TCU (12/3/2016)
Had two 100-yard rushers	171, Adrian Martinez & 170, Deuce Vaughn vs. TTU (10/1/2022)

Consec. 100-yard rushing games	3, Deuce Vaughn, 147 vs. Kansas (11/26/2022), 130 vs. TCU (12/3/2022) and 133 vs. Alabama (12/31/2022)
Consec. 150-yard rushing games	2, Alex Barnes 250 at Baylor (10/6/2018) and 181 vs. Oklahoma State (10/13/2018)
Consec. 175-yard rushing games	2, Alex Barnes 250 at Baylor (10/6/2018) and 181 vs. Oklahoma State (10/13/2018)
Consec. 200-yard rushing games	2, Darren Sproles 273 vs. Missouri (11/22/2003) and 235 vs. Oklahoma (12/6/2003)

Had a run of 50 or more yards	70, Will Howard at Oklahoma State (10/6/2023)
Had a run of 60 or more yards	70, Will Howard at Oklahoma State (10/6/2023)
Had a run of 70 or more yards	70, Will Howard at Oklahoma State (10/6/2023)
Had a run of 80 or more yards	88, Deuce Vaughn (TD) vs. Alabama (12/31/2022)
Had a run of 90 or more yards	95 (TD), John Hubert vs. Missouri State (9/1/2012)

Touchdowns

Rushed for 3 or more touchdowns	5, Avery Johnson at Texas Tech (10/14/2023)
Rushed for 4 or more touchdowns	5, Avery Johnson at Texas Tech (10/14/2023)
Rushed for 5 or more touchdowns	5, Avery Johnson at Texas Tech (10/14/2023)
Had two players rush for two or more touchdowns	4, Alex Barnes and 2, Winston Dimel at Baylor (11/19/2016)

K-STATE INDIVIDUAL PASSING

Attempts

Had 30 or more pass attempts	41, Will Howard at Texas (11/4/2023)
Had 35 or more pass attempts	41, Will Howard at Texas (11/4/2023)
Had 40 or more pass attempts	41, Will Howard at Texas (11/4/2023)
Had 45 or more pass attempts	48, Jake Waters vs. UCLA (1/2/2015)
Had 50 or more pass attempts	50, Collin Klein at Baylor (11/17/2012)

Completions

Had 20 or more pass completions	26, Will Howard at Texas (11/4/2023)
Had 25 or more pass completions	26, Will Howard at Texas (11/4/2023)
Had 30 or more pass completions	31, Jake Waters vs. UCLA (1/2/2015)
Had 35 or more pass completions	36, Josh Freeman at Oklahoma State (10/20/2007)

Yards

Threw for 250 or more yards	327, Will Howard at Texas (11/4/2023)
Threw for 300 or more yards	327, Will Howard at Texas (11/4/2023)
Threw for 350 or more yards	400, Jake Waters at West Virginia (11/20/2014)
Threw for 400 or more yards	400, Jake Waters at West Virginia (11/20/2014)

Consec. 200-yard passing games	2, Will Howard 327 at Texas (11/4/2023) and 235 vs. Baylor (11/11/2023)
Consec. 250-yard passing games	4, Will Howard 297 vs. SEMO (9/2/2023), 250 vs. Troy (9/9/2023), 270 at MU (9/16/2023) & 255 vs. UCF (9/23/2023)
Consec. 300-yard passing games	2, Jake Waters 300 at Baylor (12/6/2014) and 338 vs. UCLA (1/2/2015)

Had a pass of 50 or more yards	61, Will Howard vs. TCU (10/21/2023)
Had a pass of 60 or more yards	61, Will Howard vs. TCU (10/21/2023)
Had a pass of 70 or more yards	80, Will Howard vs. Kansas (11/26/2022)
Had a pass of 80 or more yards	80, Will Howard vs. Kansas (11/26/2022)
Had a pass of 90 or more yards	90 (TD), Jake Waters vs. Oklahoma (11/23/2013)



Touchdowns

Threw 2 or more touchdowns.....	3, Will Howard vs. Baylor (11/11/2023)
Threw 3 or more touchdowns.....	3, Will Howard vs. Baylor (11/11/2023)
Threw 4 or more touchdowns.....	4, Will Howard at Texas (11/4/2023)
Non-QB threw a touchdown pass	Treshaun Ward (RB) vs. SEMO (9/2/2013)

Interceptions

Threw 3 or more interceptions	3, Will Howard at Oklahoma State (10/6/2023)
Threw 4 or more interceptions	4, Michael Bishop vs. Purdue (12/29/1998)
Threw 5 or more interceptions	5, Carl Straw vs. Iowa (9/10/1988)

K-STATE INDIVIDUAL RECEIVING

Receptions

Had 8 or more receptions	8, DJ Giddens vs. UCF (9/23/2023)
Had 10 or more receptions	10, Deuce Vaughn vs. Oklahoma (10/2/2021)
Had 12 or more receptions	13, Tyler Lockett vs. UCLA (1/2/2015)
Had 14 or more receptions	14, Tyler Lockett at Baylor (12/6/2014)

Yards

Had 100 or more receiving yards	119, RJ Garcia II and 100, Ben Sinnott vs. SEMO (9/2/2023)
Had 125 or more receiving yards	129, Deuce Vaughn at Oklahoma (9/26/2020)
Had 150 or more receiving yards	166, Byron Pringle at Oklahoma State (11/18/2017)
Had 175 or more receiving yards	196, Tyler Lockett at West Virginia (11/20/2014)
Had 200 or more receiving yards	278, Tyler Lockett vs. Oklahoma (11/23/2013)
Had two 100-yard receivers	119, RJ Garcia II/100, Ben Sinnott vs. SEMO (9/2/2023)

Consec. 100-yard receiving games	2, Isaiah Zuber 144 vs. UTSA (9/15/2018) and 133 at West Virginia (9/22/2018)
Consec. 125-yard receiving games	2, Isaiah Zuber 144 vs. UTSA (9/15/2018) and 133 at West Virginia (9/22/2018)
Consec. 150-yard receiving games	2, Tyler Lockett 158 at Baylor (12/6/2014) and 164 vs. UCLA (1/2/2015)
Consec. 175-yard rushing games	2, Tyler Lockett 196 at TCU (11/8/2014) and 196 at West Virginia (11/20/2014)

Had a reception of 50 or more yards	61, DJ Giddens vs. TCU (10/21/2023)
Had a reception of 60 or more yards	61, DJ Giddens vs. TCU (10/21/2023)
Had a reception of 70 or more yards	80, Deuce Vaughn vs. Kansas (11/26/2022)
Had a reception of 80 or more yards	80, Deuce Vaughn vs. Kansas (11/26/2022)
Had a reception of 90 or more yards	90 (TD), Tyler Lockett vs. Oklahoma (11/23/2013)

Touchdowns

Had 2 or more touchdown receptions	2, Phillip Brooks at Texas (11/4/2023)
Had 3 or more touchdown receptions	3, Byron Pringle at Oklahoma State (11/18/2017)
Had two players with 2 or more touchdown receptions	2, Tyler Lockett and 2, Curry Sexton vs. Texas Tech (10/4/2014)

K-STATE MISCELLANEOUS OFFENSE

Have two 100-yard rushers and a 100-yard receiver.....	Jesse Ertz (170 rush), Justin Silmon (133 rush) and Byron Pringle (126 rec) at TCU (12/3/2016)
Have a 100-yard rusher and two 100-yard receivers	DJ Giddens (128 rush), RJ Garcia II (119 rec) and Ben Sinnott (100 rec) vs. SEMO (9/2/2023)
Have a 100-yard rusher, 100-yard receiver and 300-yard passer	James Johnson (129 rush) Jordy Nelson (125 rec), Deon Murphy (106 rec) and Josh Freeman (320 pass) at NU (11/10/2007)
Have a player with 300 yards passing and 100 yards rushing	Michael Bishop (341 pass/101 rush) vs. Texas A&M (12/5/1998)
Have a player with 100 yards passing and rushing	Will Howard (104 rush/152 pass) at Oklahoma State (10/6/2023)
Have a player with 300 or more yards of total offense.....	304, Will Howard (327 pass/-23 rush) at Texas (11/4/2023)
Have a player with 400 or more yards of total offense	413, Jake Waters (400 pass/13 rush) at West Virginia (11/20/2014)
Have a player with 300 or more all-purpose yards	321, Tyler Lockett (196 rec/66 pr/59 kr) at West Virginia (11/20/2014)
Have a player with 6 or more touchdowns responsible for	7, Collin Klein (3 pass/4 rush) at West Virginia (10/20/2012)
Have a player with 4 or more touchdowns scored	5, Avery Johnson (5 rush) at Texas Tech (10/14/2023)

Game-winning TD with less than 1:00	0:00, S. Thompson to I. Zuber vs. Iowa St. (11/25/2017)
Game-winning TD in overtime	Byron Pringle at Texas Tech (11/4/2017)
Walk-off TD in overtime	Collin Klein vs. Texas A&M (11/12/2011)
Two-point Conversion	Will Howard at Oklahoma State (10/6/2023)
TD on an offensive fumble recovery	Tramaine Thompson (0 yds) vs. Texas A&M (11/12/2011)

K-STATE TEAM DEFENSE

Total Defense

Allow 250 or fewer total yards	208 (113 rush/95 pass), vs. Houston (10/28/2023)
Allow 200 or fewer total yards	140 (61 rush/79 pass), vs. Bowling Green (9/7/2019)
Allow 150 or fewer total yards	140 (61 rush/79 pass), vs. Bowling Green (9/7/2019)
Allow 100 or fewer total yards	53 (46 rush/5 pass), vs. Ball State (9/16/2000)

Allow 450 or more total yards	478 (230 rush/248 pass), at Texas (11/4/2023)
Allow 500 or more total yards	550 (220 rush/330 pass), at Oklahoma (9/24/2022)
Allow 550 or more total yards	550 (220 rush/330 pass), at Oklahoma (9/24/2022)
Allow 600 or more total yards	608 (334 rush/274 pass), vs. Texas (12/5/2020)

Rushing Defense

Allowed 100 or fewer rushing yards	85, vs. Baylor (11/11/2023)
Allowed 50 or fewer rushing yards	6, vs. SEMO (9/2/2023)
Allowed 10 or fewer rushing yards	6, vs. SEMO (9/2/2023)
Allowed negative rushing yards	-13, vs. Texas A&M (10/17/2009)

Allowed 250 or more rushing yards	334, vs. Texas (12/5/2020)
Allowed 300 or more rushing yards	334, vs. Texas (12/5/2020)
Allowed 350 or more rushing yards	373, at Oklahoma State (9/28/2019)
Allowed 400 or more rushing yards	451 vs. Nebraska (10/7/2010)

Rushing Touchdown Defense

Did not allow a rushing touchdown	vs. Baylor (11/11/2023)
Did not allow a rushing touchdown in consec. games	2, vs. TCU (10/21/2023) and vs. Houston (10/28/2023)

Allowed 3 or more rushing touchdowns	4, vs. Kansas (11/26/2022)
Allowed 4 or more rushing touchdowns	4, vs. Kansas (11/26/2022)
Allowed 5 or more rushing touchdowns	7, vs. Texas (12/5/2020)

Passing Defense

Allowed 200 or fewer passing yards	95, vs. Houston (10/28/2023)
Allowed 100 or fewer passing yards	95, vs. Houston (10/28/2023)
Allowed 50 or fewer passing yards	5, vs. Ball State (9/16/2000)

Allowed 350 or more passing yards	359, vs. Texas Tech (10/1/2022)
Allowed 400 or more passing yards	425, at Oklahoma State (11/18/2017)
Allowed 450 or more passing yards	457, vs. Oklahoma State (11/5/2016)

Passing Touchdown Defense

Did not allow a passing touchdown	vs. Houston (10/28/2023)
Did not allow a passing touchdown in consec. games	vs. TCU (10/21/2023) and vs. Houston (10/28/2023)

Allowed 3 or more passing touchdowns	4, vs. Baylor (11/11/2023)
Allowed 4 or more passing touchdowns	4, vs. Baylor (11/11/2023)
Allowed 5 or more passing touchdowns	5, vs. Alabama (12/31/2022)

Tackles for Loss

Recorded 8 or more TFLs	8, vs. Baylor (11/11/2023)
Recorded 10 or more TFLs	11, vs. SEMO (9/2/2023)
Recorded 11 or more TFLs	11, vs. SEMO (9/2/2023)
Recorded 12 or more TFLs	13, at Baylor (11/28/2020)
Recorded 13 or more TFLs	13, at Baylor (11/28/2020)
Recorded 14 or more TFLs	14, vs. Baylor (11/1/2003)
Did not have a TFL	at Iowa State (10/13/2012)



Sacks

Recorded 4 or more sacks	4, vs. UCF (9/23/2023)
Recorded 6 or more sacks.....	6, vs. Texas Tech (10/1/2022)
Recorded 7 or more sacks.....	7, at Baylor (11/28/2020)
Recorded 8 or more sacks.....	8, vs. Baylor (11/1/2003)
Recorded 9 or more sacks.....	9, at Kansas (10/7/2000)
Did not have a sack	at Texas (11/4/2023)

Forced Turnovers

Recovered 3 or more fumbles	3, vs. Houston (11/11/2023)
Recovered 4 or more fumbles.....	4, vs. Iowa State (11/21/2015)
Recovered 5 or more fumbles.....	5, at Kansas (11/2/2002)

Intercepted 3 or more interceptions	3, at Texas Tech (10/14/2023)
Intercepted 4 or more interceptions.....	4, vs. Missouri (9/10/2022)
Intercepted 5 or more interceptions.....	5, vs. Texas (11/6/2010)

Forced 5 or more turnovers.....	6, at Kansas (11/30/2013)
Forced 6 or more turnovers.....	6, at Kansas (11/30/2013)

First Downs Allowed

Allowed 15 or fewer first downs	11, vs. Houston (10/28/2023)
Allowed 10 or fewer first downs.....	10, vs. Iowa State (11/30/2019)
Allowed 5 or fewer first downs.....	5, vs. Bowling Green (9/7/2019)

Allowed 25 or more first downs.....	26 (11r/13p/2pn), at TCU (10/22/2022)
Allowed 30 or more first downs.....	32 (15r/15p/2pn), at Oklahoma (10/27/2018)
Allowed 35 or more first downs.....	38 (17r/19p/2pn), at Baylor (10/6/2018)

Team Defensive Miscellaneous

Scored a safety.....	vs. Kansas (Holding in End Zone) (11/26/2022)
Scored two safeties.....	at Nebraska (11/12/2005)
Scored two safeties in one quarter.....	at Nebraska; 3rd quarter (11/12/2005)

K-STATE INDIVIDUAL DEFENSE

Tackles

Had 10 or more tackles.....	10, VJ Payne vs. Alabama (12/31/2022)
Had 12 or more tackles.....	13, Daniel Green at Baylor (11/28/2020)
Had 13 or more tackles.....	13, Daniel Green at Baylor (11/28/2020)
Had 14 or more tackles.....	14, D.J. Reed at Iowa State (10/29/2016)
Had 15 or more tackles.....	17, Charmeachalle Moore vs. West Virginia (12/5/2015)

Tackles for Loss

Had 3 or more tackles for loss	3.0, Khalid Duke vs. Troy (9/9/2023)
Had 4 or more tackles for loss.....	4.0, Felix Anudike-Uzomah vs. TCU (10/30/2021)
Had 5 or more tackles for loss.....	5.0, Ian Campbell vs. Illinois State (9/2/2006)

Sacks

Had 2 or more sacks	2.0, Cody Stuffiebean vs. Baylor (11/11/2023)
Had 3 or more sacks.....	3.0, Brendan Mott at West Virginia (11/19/2020)
Had 4 or more sacks.....	4.0, Felix Anudike-Uzomah vs. TCU (10/30/2021)

Interceptions

Intercepted 2 or more passes	2, Jacob Parrish at Texas (11/4/2023)
Intercepted 3 or more passes.....	3, Allen Chapman vs. Oklahoma State (11/3/2012)
Intercepted 4 or more passes.....	4, Jaime Mendez vs. Temple (9/26/1992)

Pass Breakups

Had 3 or more pass breakups.....	3, Russ Yeast vs. West Virginia (11/13/2021)
Had 4 or more pass breakups.....	4, Justin Gardner at TCU (10/10/2020)
Had 5 or more pass breakups.....	6, Terence Newman at Oklahoma (9/29/2001)

Fumbles

Forced 2 or more fumbles.....	2, Felix Anudike-Uzomah vs. TCU (10/30/2021)
Recovered 2 or more fumbles.....	2, Ian Campbell vs. Baylor (10/27/2007)

Scoring

TD on an interception return	Keenan Garber (45 yards) vs. Baylor (11/11/2023)
TD on a fumble return	Desmond Purnell (15 yards) vs. Baylor (11/11/2023)
Safety via tackle in end zone.....	Felix Anudike-Uzomah at Texas Tech (10/23/2021)

K-STATE INDIVIDUAL SPECIAL TEAMS

Kickoff Returns

Had 150 or more KOR yards.....	152, D.J. Reed at Kansas (10/28/2017)
Had 200 or more KOR yards.....	201, Morgan Burns vs. West Virginia (12/5/2015)

TD on a kickoff return.....	Malik Knowles (93 yds) vs. Oklahoma (10/2/2021)
Had 2 or more KOR touchdowns.....	2, Brandon Banks (91 and 92 yds) vs. Tenn. Tech (9/26/2009)
Had KOR touchdowns in consec. games.....	2, Malik Knowles (99 yds) at Oklahoma State and (93 yds) vs. Oklahoma (2021)
Had a KOR touchdown to open a game.....	Joshua Youngblood (93 yds) vs. Iowa State (11/30/2019)

Punt Returns

Had 75 or more punt return yards.....	76, Phillip Brooks vs. Missouri (9/10/2022)
Had 100 or more punt return yards.....	189, Phillip Brooks vs. Kansas (10/24/2020)
Had 125 or more punt return yards.....	189, Phillip Brooks vs. Kansas (10/24/2020)
Had 150 or more punt return yards.....	189, Phillip Brooks vs. Kansas (10/24/2020)

TD on a punt return.....	Phillip Brooks (76 yds) vs. Missouri (9/10/2022)
2 TDs on a punt returns.....	Phillip Brooks (55 yds and 52 yds) vs. Kansas (10/24/2020)
Had punt return TDs in consec. games.....	2, Aaron Lockett (69 yds) vs. Louisiana Tech and (84 yds) vs. Ball State (2000)
Had punt return TDs in 3 consec. games.....	3, David Allen (63 yds) vs. Indiana State; (69 yds) vs. Northern Illinois; (93 yds) vs. Texas (1998)

Field Goals/PATs

Had 3 or more field goals.....	3, Chris Tennant vs. Texas Tech (10/1/2022)
Had 4 or more field goals.....	4, Blake Lynch vs. Texas Tech (11/17/2018)
Had 5 or more field goals.....	5, Jamie Rheem at Texas (10/2/1999)
Game-winning FG with less than one minute.....	OT (31 yds), Ty Zentner vs. TCU (12/3/2022)

Made a 47-yd FG or longer	47, Chris Tennant at Texas Tech (10/14/2023)
Made a 48-yd FG or longer	51, Chris Tennant vs. SEMO (9/2/2023)
Made a 49-yd FG or longer	51, Chris Tennant vs. SEMO (9/2/2023)
Made a 50-yd FG or longer	51, Chris Tennant vs. SEMO (9/2/2023)
Made a 51-yd FG or longer	51, Chris Tennant vs. SEMO (9/2/2023)
Made a 52-yd FG or longer.....	53, Ty Zentner at West Virginia (11/19/2022)
Made a 53-yd FG or longer.....	53, Ty Zentner at West Virginia (11/19/2022)
Made a 54-yd FG or longer.....	54, Matthew McCrane at Texas (10/7/2017)
Made a 55-yd FG or longer.....	55, Jeff Snodgrass vs. North Texas (9/24/2005)

Made 5 or more PATs	8, Chris Tennant vs. Baylor (11/11/2023)
Made 6 or more PATs	8, Chris Tennant vs. Baylor (11/11/2023)
Made 7 or more PATs	8, Chris Tennant vs. Baylor (11/11/2023)
Made 8 or more PATs	8, Chris Tennant vs. Baylor (11/11/2023)

Blocked Kicks/Onside Kick

Blocked an extra point.....	Jordan Willis at Oklahoma State (10/3/2015)
Blocked a field goal	Marques Sigle at Oklahoma State (10/6/2023)
Blocked a punt	Shane Porter at Texas (11/4/2023)
Had 2 or more blocked kicks.....	2, Raphael Guidry (2 FGs) at Texas Tech (10/15/2011)
TD on blocked field goal.....	Kip Daily (65 yds) at Oklahoma State (10/5/2013)
TD on blocked punt return.....	Desmond Purnell (17 yds) vs. South Dakota (9/3/2022)
Defensive extra point.....	Nigel Malone (68-yd blocked XP return) vs. Arkansas (1/6/2012)
Recovered an onside kick.....	Jayd Kirby at Stanford (9/2/2016)



OPPONENT INDIVIDUAL RUSHING

Attempts

Had 25 or more rushing attempts	30, Bijan Robinson, Texas (11/5/2022)
Had 30 or more rushing attempts	30, Bijan Robinson, Texas (11/5/2022)

Yards

Rushed for 100 or more yards	112, Jonathan Brooks, Texas (11/4/2023)
Rushed for 150 or more yards	209, Bijan Robinson, Texas (11/5/2022)
Rushed for 200 or more yards	209, Bijan Robinson, Texas (11/5/2022)
Had two 100-yard rushers	221, Kylin Hill and 159, Nick Fitzgerald, Miss. State (9/8/2018)

Had a run of 60 or more yards	68, Bijan Robinson, Texas (11/5/2022)
Had a run of 70 or more yards	75 (TD), Breece Hall, Iowa State (10/16/2021)
Had a run of 80 or more yards	84 (TD), Chuba Hubbard, Oklahoma State (9/28/2019)
Had a run of 90 or more yards	91 (TD), David Thompson, Oklahoma State (11/18/1995)

Touchdowns

Rushed for 3 or more touchdowns	3, Bijan Robinson and Roschon Johnson, Texas (12/5/2020)
Rushed for 4 or more touchdowns	4, Taylor Martinez, Nebraska (10/7/2010)
Had two players rush for 2 or more TDs	3, Bijan Robinson and Roschon Johnson, Texas (12/5/2020)

OPPONENT INDIVIDUAL PASSING

Attempts

Had 30 or more pass attempts	45, Blake Shapen, Baylor (11/11/2023)
Had 40 or more pass attempts	45, Blake Shapen, Baylor (11/11/2023)
Had 45 or more pass attempts	45, Blake Shapen, Baylor (11/11/2023)
Had 50 or more pass attempts	56, Austin Simmons, South Dakota (9/1/2018)

Completions

Had 20 or more pass completions	22, Blake Shapen, Baylor (11/11/2023)
Had 25 or more pass completions	34, Donovan Smith, Texas Tech (10/1/2022)
Had 30 or more pass completions	34, Donovan Smith, Texas Tech (10/1/2022)
Had 40 or more pass completions	45, Patrick Mahomes, Texas Tech (10/8/2016)

Yards

Threw for 250 or more yards	253, Blake Shapen, Baylor (11/11/2023)
Threw for 300 or more yards	356, Brady Cook, Missouri (9/16/2023)
Threw for 350 or more yards	356, Brady Cook, Missouri (9/16/2023)
Threw for 400 or more yards	425, Mason Rudolph, Oklahoma State (11/18/2017)

Had a pass of 50 or more yards	63, Blake Shapen, Baylor (11/11/2023)
Had a pass of 60 or more yards	63, Blake Shapen, Baylor (11/11/2023)
Had a pass of 70 or more yards	71 (TD), Garrett Greene, West Virginia (11/19/2022)
Had a pass of 80 or more yards	82 (TD), Kyler Murray, Oklahoma (10/27/2018)
Had a pass of 90 or more yards	95 (TD), Carter Stanley, Kansas (11/26/2016)

Touchdowns

Threw 3 or more touchdowns	4, Blake Shapen, Baylor (11/11/2023)
Threw 4 or more touchdowns	4, Blake Shapen, Baylor (11/11/2023)

OPPONENT INDIVIDUAL RECEIVING

Receptions

Had 8 or more receptions	8, Adonai Mitchell, Texas (11/4/2023)
Had 10 or more receptions	10, Ryan Flourmoy, SEMO (9/2/2023)
Had 12 or more receptions	13, Gary Jennings Jr., West Virginia (11/11/2017)
Had 14 or more receptions	15, Sterling Shepard, Oklahoma (10/18/2014)

Yards

Had 100 or more receiving yards	105, Drake Dabney, Baylor (11/11/2023)
Had 150 or more receiving yards	160, CeeDee Lamb, Oklahoma (10/27/2018)
Had 200 or more receiving yards	233, Steven Sims, Kansas (10/28/2017)
Had two 100-yard receivers	110, Devin Duvernay/110, Collin Johnson, Texas (11/9/2019)

Touchdowns

Had 2 or more touchdown receptions	2, Dawson Pendergrass, Baylor (11/11/2023)
Had 3 or more touchdown receptions	3, Sam James, West Virginia (11/19/2022)
Had 2 players with 2 or more TD catches	Ka'Roun White (2) and David Sills V (2), WVU (11/11/2017)

OPPONENT INDIVIDUAL DEFENSE

Tackles

Had 10 or more tackles	11, A.J. Haulcy, Houston (10/28/2023)
Had 12 or more tackles	13, Namdi Obiazor, TCU (10/21/2023)
Had 13 or more tackles	13, Namdi Obiazor, TCU (10/21/2023)
Had 14 or more tackles	17, Nickolas Martin, Oklahoma State (10/6/2023)
Had 15 or more tackles	17, Nickolas Martin, Oklahoma State (10/6/2023)

Tackles for Loss

Had 3 or more tackles for loss	4.0, Brian Branch, Alabama (12/31/2022)
Had 4 or more tackles for loss	4.0, Brian Branch, Alabama (12/31/2022)

Sacks

Had 2 or sacks	2.0, Ethan Burke and Darryn Sorrell, Texas (11/4/2023)
Had 3 or sacks	3.0, Gabe Hall, Baylor (11/20/2021)
Had 4 or sacks	4.0, Mike Mamula, Boston College (12/25/1994)

Interceptions/Pass Breakups

Intercepted 2 or more passes	2, Cameron Epps, Oklahoma State (10/6/2023)
Had 3 or more pass breakups	5, Dreshun Miller, West Virginia (10/31/2020)
Had 4 or more pass breakups	5, Dreshun Miller, West Virginia (10/31/2020)

Fumbles

Forced 2 or more fumbles	2, Will McDonald, Iowa State (11/21/2020)
Recovered 2 or more fumbles	2, Jacquies Smith, Missouri (11/13/2010)

Scoring

TD on an interception return	Cameron Epps (35 yds), Oklahoma State (10/6/2023)
TD on a fumble return	Malcolm Rodriguez (0 yds), Oklahoma State (9/25/2021)
Safety via tackle in end zone	Dee Winters, TCU (10/30/2021)

OPPONENT INDIVIDUAL SPECIAL TEAMS

Kickoff Returns

Had 125 or more KOR yards	150, D'Shawn Jamison, Texas (12/5/2020)
Had 150 or more KOR yards	150, D'Shawn Jamison, Texas (12/5/2020)
TD on a kickoff return	Darryl Surgent (100 yds), Louisiana (9/7/2013)

Punt Returns

Had 75 or more punt return yards	101, Josh Cameron, Baylor (11/11/2023)
Had 100 or more punt return yards	101, Josh Cameron, Baylor (11/11/2023)
TD on a punt return	D'Shawn Jamison (90 yds), Texas (9/29/2018)

Field Goals

Had 3 or more field goals	4, Bert Auburn, Texas (11/4/2023)
Had 4 or more field goals	4, Bert Auburn, Texas (11/4/2023)
Game-winning FG with less than one minute ...	0:00 (61 yds), Harrison Mevis, Missouri (9/16/2023)

Blocked Kicks/Onside Kick

Blocked an extra point	Myles Garrett, Texas A&M (12/28/2016)
Blocked a field goal	Kyle Rose, West Virginia (11/20/2014)
Blocked a punt	Jordan Sterns, Oklahoma State (11/1/2014)
TD on blocked punt return	D.J. Adeoba (26 yds), Massachusetts (9/5/2009)
Defensive extra point	Darrent Williams (85-yd blocked XP return), Oklahoma St. (10/12/2002)
Recovered an onside kick	Baylor (11/11/2023)



RECORDS WATCH

TEAM

RUSHING YARDS PER CARRY

Rk	Year	Att	Yds	Avg.
1.	2016	572	3,013	5.27
2.	2002	655	3,433	5.24
3.	2022	569	2,916	5.12
4.	2023	402	2,021	5.03
5.	2003	688	3,429	4.98
6.	2017	519	2,584	4.98

SINGLE-GAME RUSHING TOUCHDOWNS

Rk	Opponent, Date	TDs
T1.	Three Times (Last: vs. Florida Atlantic, 9/17/2016)	7
T5.	11 Times (Last: vs. UCF, 9/23/2023)	6

SEASON COMPLETIONS

Rk	Year	Cmp
1.	2007	322
5.	1988	250
6.	2006	214
7.	1989	213
8.	2023	207

SEASON PASSING YARDS

Rk	Year	Yds
1.	2014	3,736
6.	2022	2,947
7.	2013	2,921
8.	2000	2,755
9.	1993	2,698
10.	2012	2,696
	2023	2,504

SINGLE-GAME PASSING TOUCHDOWNS

Rk	Opponent, Date	TDs
1.	24 Times	4
	Last: vs. TCU, 10/21/2023; at Texas, 11/4/2023; vs. Baylor, 11/11/2023	

SEASON PASSING TOUCHDOWNS

Rk	Year	TDs
1.	1995	27
T2.	2023 (Tied with 2003)	25

PASSING YARDS PER GAME

Rk	Year	Gms	Yds	Avg.
1.	2014	13	3,736	287.4
2.	2007	12	3,425	285.4
3.	2008	12	3,235	269.6
4.	1998	12	3,042	253.5
5.	2023	10	2,504	250.4
6.	1969	10	2,501	250.1
7.	1993	11	2,698	245.3

COMPLETION PERCENTAGE

Rk	Year	Cpl	Att	Perc.
1.	2021	204	311	65.59
2.	2014	271	415	65.30
3.	2010	189	293	64.51
4.	2012	203	315	64.44
5.	2023	207	323	64.09
6.	1995	192	300	64.00
7.	2007	322	510	63.14

PASSING EFFICIENCY

Rk	Year	Rating
1.	1998	158.4
4.	2014	155.4
5.	2023	149.8
6.	2012	147.4

SINGLE-GAME OFFENSIVE YARDS

Rk	Opponent, Date	Yards
1.	vs. North Texas, 9/24/2005	658
2.	vs. Bowling Green, 9/27/97	638
3.	vs. Louisiana-Monroe, 9/26/98	607
4.	vs. Akron, 9/23/95	590
5.	vs. SEMO, 9/2/2023	588
6.	vs. TCU, 10/21/2023	587

OFFENSIVE YARDS PER GAME

Rk	Year	Gms	Yds	Avg.
1.	1998	12	5,741	478.4
2.	2023	10	4,525	452.5
3.	2003	15	6,615	441.0
4.	2002	13	5,499	423.0

OFFENSIVE YARDS PER PLAY

Rk	Year	Plays	Yds	Avg.
1.	1998	887	5,741	6.47
4.	2002	878	5,499	6.26
5.	2003	1,059	6,615	6.25
6.	2023	725	4,525	6.24
7.	2012	841	5,218	6.20

POINTS PER GAME

Rk	Year	Gms	Pts	PPG
1.	1998	12	576	48.0
4.	1999	11	433	39.4
5.	2012	13	505	38.8
6.	2023	10	388	38.8
7.	2003	15	549	36.6
8.	2014	13	465	35.8

RUSHING YARDS ALLOWED PER GAME

Rk	Year	Gms	Yds	Avg.
1.	2002	13	904	69.5
9.	2016	13	1,495	115.0
10.	2017	13	1,530	117.7
	2023	10	1,190	119.0

INDIVIDUAL

SINGLE-GAME RUSHING YARDS [SOPHOMORE]

Rk	Player vs./at Opponent, Date	Yds
1.	DJ Giddens vs. UCF, 9/23/2023	207
2.	Daniel Sams vs. Baylor, 10/12/2013	199

SEASON RUSHING YARDS [SOPHOMORE]

Rk	Player, Year	Yds
1.	Darren Sproles, 2002	1,465
2.	Deuce Vaughn, 2021	1,404
3.	Cornelius Davis, 1966	1,028
4.	John Hubert, 2011	970
5.	DJ Giddens, 2023	859

CAREER FASTEST TO 1,000 RUSHING YARDS

Rk	Player, Years Played	No.	Gms
1.	Darren Sproles, 2001-04	147	14
2.	Alex Barnes, 2016-18	152	20
3.	DJ Giddens, 2022-23	168	19

SEASON RUSHING YARDS PER CARRY

Rk	Player, Year	Att	Yds	Avg.
1.	Darren Sproles, 2003	306	1,986	6.49
2.	James Johnson, 2007	174	1,106	6.36
3.	Darren Sproles, 2002	237	1,465	6.18
4.	DJ Giddens, 2023	143	859	6.01
5.	Deuce Vaughn, 2021	235	1,404	5.97
6.	Leon Patton, 2006	108	609	5.64

CAREER RUSHING YARDS PER CARRY

Rk	Player, Years	Att	Yds	Avg.
1.	Darren Sproles, 2001-04	815	4,979	6.11
2.	DJ Giddens, 2022-23	232	1,377	5.94
3.	Alex Barnes, 2016-18	458	2,616	5.71

SINGLE-GAME RUSHING TOUCHDOWNS

Rk	Player vs./at Opponent, Date	TDs
T1.	Three Times (Last: Avery Johnson at Texas Tech, 10/14/2023)	5
T4.	15 Times (Last: DJ Giddens vs. UCF, 9/23/2023)	4

SEASON RUSHING TOUCHDOWNS [FRESHMAN]

Rk	Player, Year	TDs
1.	Ayo Saba, 2002	8
2.	Deuce Vaughn, 2020*	7
3.	Avery Johnson, 2023* (Tied with Four Others)	6

* Denotes True Freshman

SEASON PASSING ATTEMPTS

Rk	Player, Years	Att
1.	Josh Freeman, 2007	499
8.	Chad May, 1994	337
9.	Dennis Morrison, 1971	333
10.	Jonathan Beasley, 2000	313
	Will Howard, 2023	285

CAREER PASSING ATTEMPTS

Rk	Player, Years	Att
1.	Josh Freeman, 2006-08	1,151
2.	Lynn Dickey, 1968-70	995
3.	Skylar Thompson, 2017-21	885
4.	Carl Straw, 1987-90	833
5.	Will Howard, 2020-23	707

SEASON COMPLETIONS

Rk	Player, Year	Cmp
1.	Josh Freeman, 2007	316
2.	Jake Waters, 2014	262
3.	Josh Freeman, 2008	224
4.	Chad May, 1994	200
5.	Collin Klein, 2012	197
6.	Lynn Dickey, 1969	196
7.	Carl Straw, 1988	191
8.	Chad May, 1993	185
9.	Will Howard, 2023	182

CAREER COMPLETIONS

Rk	Player, Years	Cmp
1.	Josh Freeman, 2006-08	680
2.	Skylar Thompson, 2017-21	552
3.	Lynn Dickey, 1968-70	501
4.	Carl Straw, 1987-90	448
T5.	Will Howard, 2020-23 (Tied with Jake Waters, 2013-14)	421

SINGLE-GAME COMP. PERCENTAGE [MIN 15 ATT]

Rk	Player vs./at Opponent, Date	Cpl	Att	Pct
1.	Carson Coffman at Kansas, 10/14/2010	15	16	93.75
2.	Collin Klein at West Virginia, 10/20/2012	19	21	90.41
3.	Will Howard vs. Houston, 10/28/2023	15	17	88.24

CAREER COMPLETION PERCENTAGE [MIN 400 ATT]

Rk	Player, Years	Cpl	Att	Pct
1.	Jake Waters, 2013-14	421	657	64.08
2.	Carson Coffman, 2007-10	270	426	63.38
3.	Skylar Thompson, 2017-21	552	885	62.37
4.	Collin Klein, 2009-12	370	604	61.26
5.	Will Howard, 2020-23	421	707	59.55

SEASON PASSING YARDS

Rk	Player, Year	Yds
1.	Jake Waters, 2014	3,501
8.	Chad May, 1994	2,571
9.	Eli Roberson, 2003	2,545
10.	Lynn Dickey, 1969	2,476
	Will Howard, 2023	2,190

CAREER PASSING YARDS

Rk	Player, Years	Yds
1.	Josh Freeman, 2006-08	8,078
2.	Skylar Thompson, 2017-21	7,134
3.	Lynn Dickey, 1968-70	6,208
4.	Jake Waters, 2013-14	5,970
5.	Will Howard, 2020-23	5,333

SEASON PASSING YARDS PER GAME [MIN. 10 GAMES]

Rk	Player, Year	Gms	Yds	Avg.
1.	Josh Freeman, 2007	12	3,353	279.4
7.	Chad May, 1994	11	2,571	233.7
8.	Will Howard, 2023	10	2,190	219.0
9.	Skylar Thompson, 2021	10	2,113	211.3



CAREER PASSING YARDS PER GAME [MIN. 10 GAMES]

Rk	Player, Years	Gms	Yds	Avg.
1.	Chad May, 1993-94	22	5,253	238.8
5.	Michael Bishop, 1997-98	23	4,401	191.3
6.	Will Howard, 2020-23	32	5,333	166.7
7.	Carl Straw, 1987-90	32	5,223	163.2

GAME PASSING TOUCHDOWNS

Rk	Player, Game	TDs
1.	18 Times (Last: Will Howard at Texas, 11/4/2023)	4

SEASON PASSING TOUCHDOWNS

Rk	Player, Year	TDs
1.	Ell Roberson, 2003	24
2.	Michael Bishop, 1998	23
T3.	Jake Waters, 2014 and Matt Miller, 1995	22
5.	Will Howard, 2023	21

CAREER PASSING TOUCHDOWNS

Rk	Player, Years	TDs
1.	Will Howard, 2020-23	45
2.	Josh Freeman, 2006-08	44

SEASON PASSING EFFICIENCY

Rk	Player, Year	Rating
1.	Michael Bishop, 1998	159.6
7.	Will Howard, 2022	149.6
8.	Collin Klein, 2012	149.2
9.	Will Howard, 2023	147.1
10.	Allen Webb, 2005	145.8

CAREER PASSING EFFICIENCY

Rk	Player, Years	Rating
1.	Jake Waters, 2013-14	155.6
5.	Collin Klein, 2009-12	138.4
6.	Will Howard, 2020-23	137.4
7.	Brian Kavanagh, 1993-96	135.4

SEASON RECEPTIONS [TIGHT END]

Rk	Player, Year	Rec
T1.	Jeron Mastrud, 2008 and Kent Dean, 1987	38
3.	Rashaad Norwood, 2006	36
4.	Ben Sinnott, 2023	35

CAREER RECEPTIONS

Rk	Player, Years	Rec
1.	Tyler Lockett, 2011-14	249
2.	Kevin Lockett, 1988-91	217
3.	Jordy Nelson, 2005-07	206
4.	Michael Smith, 1988-91	179
5.	Phillip Brooks, 2018-23	178

CAREER RECEPTIONS [TIGHT END]

Rk	Player, Years	Rec
1.	Jeron Mastrud, 2006-09	106
2.	Henry Childs, 1971-73	95
3.	Ben Sinnott, 2021-23	68

SEASON RECEIVING YARDS [FRESHMAN]

Rk	Player, Year	Yds
1.	Aaron Lockett, 1998	928
4.	Malik Knowles, 2019	397
5.	Dominique Heath, 2015	313
	Jayce Brown, 2023	220

* Denotes True Freshman

SEASON RECEIVING YARDS [TIGHT END]

Rk	Player, Year	Rec
1.	Russ Campbell, 1991	595
2.	Henry Childs, 1973	502
3.	Ben Sinnott, 2023	501

CAREER RECEIVING YARDS

Rk	Player, Years	Yds
1.	Tyler Lockett, 2011-14	3,710
5.	Aaron Lockett, 1998-2001	2,400
6.	Quincy Morgan, 1999-2000	2,173
7.	Phillip Brooks, 2018-23	2,092

CAREER RECEIVING YARDS [TIGHT END]

Rk	Player, Years	Yds
1.	Henry Childs, 1971-73	1,365
2.	Jeron Mastrud, 2006-09	1,219
3.	Russ Campbell, 1989-91	1,150
4.	Ben Sinnott, 2021-23	963

SEASON RECEIVING TOUCHDOWNS [TIGHT END]

Rk	Player, Year	TDs
1.	Henry Childs, 1972	5
T2.	Ben Sinnott, 2023 (Tied with Three Others)	4

CAREER RECEIVING TOUCHDOWNS

Rk	Player, Years	TDs
1.	Tyler Lockett, 2011-14	29
5.	James Terry, 2002-03	18
6.	Darnell McDonald, 1997-98	15
T7.	Phillip Brooks, 2019-23 (Tied with Two Others)	14

CAREER RECEIVING TOUCHDOWNS [TIGHT END]

Rk	Player, Years	TDs
1.	Henry Childs, 1971-73	10
2.	Ben Sinnott, 2021-23	8

CAREER TOTAL OFFENSE

Rk	Player, Years	Yds
1.	Josh Freeman, 2006-08	8,421
5.	Jake Waters, 2013-14	6,766
6.	Will Howard, 2020-23	6,190

CAREER TOTAL OFFENSE PER GAME

Rk	Player, Years	Gms	Yds	YPG
1.	Jake Waters, 2013-14	26	6,766	260.2
2.	Michael Bishop, 1997-98	23	5,715	248.5
3.	Josh Freeman, 2006-08	35	8,421	240.6
4.	Chad May, 1993-94	22	4,891	222.3
5.	Will Howard, 2020-23	32	6,190	193.4

SEASON TOUCHDOWNS RESPONSIBLE FOR

Rk	Player, Year	TDs
1.	Collin Klein, 2011	40
T5.	Josh Freeman, 2008 and Jonathan Beasley, 2000	34
7.	Jake Waters, 2014	31
8.	Matt Miller, 1995	30
9.	Will Howard, 2023	28

CAREER TOUCHDOWNS RESPONSIBLE FOR

Rk	Player, Years	TDs
1.	Collin Klein, 2009-12	87
2.	Ell Roberson, 2000-03	77
3.	Skylar Thompson, 2017-21	68
4.	Josh Freeman, 2006-08	64
5.	Will Howard, 2020-23	62

CAREER ALL-PURPOSE YARDS

Rk	Player, Years	Yds
1.	Darren Sproles, 2001-04	6,812
4.	Aaron Lockett, 1998-2001	4,023
5.	Malik Knowles, 2018-22	3,998
6.	Phillip Brooks, 2018-23	3,765

SINGLE-GAME POINTS SCORED

Rk	Player vs./at Opponent, Date	Pts
T1.	Three Times (Last: Avery Johnson at Texas Tech, 10/14/2023)	30
4.	Ralph Graham at Kansas Wesleyan, 10/7/32	28
5.	23 Times (Last: DJ Giddens vs. UCF, 9/23/2023)	24

SINGLE-GAME TOUCHDOWNS

Rk	Player vs./at Opponent, Date	TDs
T1.	Three Times (Last: Avery Johnson at Texas Tech, 10/14/2023)	5
T4.	23 Times (Last: DJ Giddens vs. UCF, 9/23/2023)	4

SEASON EXTRA POINTS MADE

Rk	Player, Year	XP
1.	Martin Gramatica, 1998	69
5.	Joe Rheem, 2002	53
6.	Jamie Rheem, 2000	49
T7.	Matthew McCrane, 2017 and Anthony Cantele, 2011	48
	Josh Cherry, 2010	47
10.	Chris Tennant, 2023	46

CAREER EXTRA POINTS MADE

Rk	Player, Years	XP
1.	Martin Gramatica, 1994-95, 97-98	187
8.	Blake Lynch, 2018-20	95
9.	Chris Tennant, 2021-23	85

CAREER 50-YARD FIELD GOALS

Rk	Player, Years	FGs
T1.	Three Times (Last: Matthew McCrane, 2014-17)	5
4.	Mark Porter, 1985-88	4
5.	Five Times (Last: Chris Tennant, 2021-23)	2

SEASON PUNTING AVERAGE [MIN. 25 ATTEMPTS]

Rk	Player, Year	Att	Yds	Avg.
1.	Devin Ancitil, 2019	56	2,541	45.38
8.	Nick Walsh, 2017	57	2,487	43.63
9.	Devin Ancitil, 2018	27	1,177	43.59
10.	Jack Blumer, 2023	37	1,607	43.43

GAME INTERCEPTIONS

Rk	Player vs./at Opponent, Date	INT
1.	Jaime Mendez vs. Temple, 9/26/92	4
T2.	Five Tied (LAST: Allen Chapman vs. Oklahoma State, 11/3/2012)	3
T7.	Many Times	2
	LAST: Jacob Parrish at Texas (11/4/2023) and Kobe Savage at Texas Tech (10/14/2023)	

CAREER PUNT RETURN ATTEMPTS

Rk	Player, Years	Att
1.	David Allen, 1997-2000	103
2.	Mitch Running, 1992-95	62
3.	Michael Smith, 1988-91	59
4.	Phillip Brooks, 2018-23	56

CAREER PUNT RETURN YARDS

Rk	Player, Years	Yds
1.	David Allen, 1997-2000	1,646
2.	Aaron Lockett, 1998-2001	845
3.	Deon Murphy, 2007-08	737
4.	Tramaine Thompson, 2010-13	718
5.	Phillip Brooks, 2018-23	712

CAREER PUNT RETURN AVERAGE

Rk	Player, Years	Att	Yds	Avg.
1.	David Allen, 1997-2000	103	1,646	16.0
6.	Tramaine Thompson, 2010-13	51	718	14.1
7.	Deon Murphy, 2007-08	54	737	13.6
8.	Andre Coleman, 1990-93	27	362	13.4
9.	Phillip Brooks, 2018-23	56	712	12.7
10.	Yamon Figurs, 2004-06	48	553	11.5

CAREER PUNT RETURN TOUCHDOWNS

Rk	Player, Years	TDs
1.	David Allen, 1997-2000	7
2.	Phillip Brooks, 2018-22	4

CAREER KICKOFF RETURN ATTEMPTS

Rk	Player, Years	Att
1.	Tyler Lockett, 2011-14	77
6.	Ossie Cain, 1965-67	56
7.	Morgan Burns, 2013-15	51
8.	Phillip Brooks, 2018-23	44

CAREER KICKOFF RETURN YARDS

Rk	Player, Years	Yds
1.	Tyler Lockett, 2011-14	2,196
7.	Byron Pringle, 2016-17	1,076
8.	Ossie Cain, 1965-67	1,037
9.	Aubrey Quarles, 2009-10	1,006
10.	Henry Hawthorne, 1969-70	921
	Phillip Brooks, 2018-23	847