



# Texas Tech RED RAIDER FOOTBALL

40 BOWL APPEARANCES // 11 CONFERENCE CHAMPIONSHIPS // 594 ALL-TIME VICTORIES

GAME  
10



## TEXAS TECH RED RAIDERS

4-5, 3-3 Big 12

David Booth Kansas Memorial Stadium (47,233) | Lawrence, Kan. | 11 a.m. CT | FS1 | Texas Tech Sports Network

at

## #16 KANSAS JAYHAWKS

7-2, 4-2 Big 12



### 2023 SCHEDULE/RESULTS

Overall: 4-5 | Big 12: 3-3 | H: 3-2 | A: 1-3 | N: 0-0

#### SEPTEMBER • (2-3)

2	at Wyoming	L, 33-35 (20T)	CBS
9	#13 OREGON	L, 30-38	FOX
16	TARLETON STATE	W, 41-3	Big 12 Now
23	at West Virginia*	L, 13-20	Big 12 Now
30	HOUSTON*	W, 49-28	FS2

#### OCTOBER • (1-2)

7	at Baylor*	W, 39-14	ESPN2
14	KANSAS STATE*	L, 21-38	FS1
21	at BYU*	L, 14-27	FS1

#### NOVEMBER • (1-0)

2	TCU*	W, 35-28	FS1
11	at #16 Kansas*	11 a.m.	FS1
18	UCF*	TBD	TBD
24	at Texas*	6:30 p.m.	ABC

#### DECEMBER • (0-0)

2	Big 12 Championship	11 a.m.	ABC
---	---------------------	---------	-----

### TV: FOX SPORTS 1

- Play-by-Play: Eric Collins
- Analyst: Devin Gardner
- Producer: Max Harnett



### RADIO: TEXAS TECH SPORTS NETWORK

- Play-by-Play: Brian Jensen
- Analyst: John Harris
- Sideline Reporter: Chris Level
- SiriusXM: Channel 381
- National Radio: None
- Mobile App: Varsity Network (Texas Tech)



### SOCIAL MEDIA: #WreckEm

- Twitter: @TexasTechFB
- YouTube: TexasTechAthletics
- Instagram: @TexasTech\_FB
- Facebook: TexasTechFootball

### TEXAS TECH COACHING STAFF

#### SIDELINE

- **Joey McGuire**, Head Coach (Second Season)
- **Zach Kittley**, Offensive Coordinator/QBs (Second Season)
- **Kenny Perry**, Assoc. H.C./STs/RBs (Second Season)
- **C.J. Ah You**, Outside Linebackers (Second Season)
- **Josh Bookbinder**, Inside Linebackers (Second Season)
- **Zarnell Fitch**, Defensive Line (Second Season)
- **Stephen Hamby**, Offensive Line (Second Season)
- **Justin Johnson**, Passing Game Coord./WRs (First Season)
- **Marcel Yates**, Passing Game Coord./DBs (Second Season)

#### PRESSBOX

- **Tim DeRuyter**, Defensive Coordinator (Second Season)
- **Josh Cochran**, Tight Ends (Second Season)

### TEXAS TECH RED RAIDERS

Rankings	AP: NR	Coaches: NR	CFP: NR
Last Game	Def. TCU, 35-28		
Streak	Won 1		
Head Coach	Joey McGuire		
Career Record	12-10 (2nd Season)		
Record at Texas Tech	Same		
Record vs. Kansas	1-0		

### KANSAS JAYHAWKS

Rankings	AP: 19	Coaches: 18	CFP: 16
Last Game	Def. Iowa State, 28-21		
Streak	Won 2		
Head Coach	Lance Leipold		
Career Record	161-58 (17th Season)		
Record at Kansas	15-19 (3rd Season)		
Record vs. Texas Tech	0-2		

### SATURDAY STORYLINES



#### RED RAIDERS HEAD TO NO. 21 KANSAS

Texas Tech, coming off a 35-28 victory over TCU, returns to the road Saturday to face No. 16 Kansas at David Booth Kansas Memorial Stadium in Lawrence. The Red Raiders, now 4-1 in the month of November under Joey McGuire, will look to continue their dominance in the series against the Jayhawks as Texas Tech is 22-2 all-time versus Kansas, including a near-perfect 11-1 in Lawrence. Texas Tech enters this week riding a four-game winning streak in November dating back to the end of the 2022 season, its longest such run since the 2001-02 campaigns.



#### AMONG THE NATION'S TOP RUSHERS

After entering the career top 10 for rushing yards this past week, Tajh Brooks will look to place his name on the Texas Tech all-time single-season chart, as well, against Kansas. The senior needs 80 yards to match DeAndre Washington for 10th all-time in program history. Brooks joined Washington as the second Red Raider to rush for 1,000 yards in a season since 2000, eclipsing that mark after totaling 146 yards on the ground and a touchdown versus TCU. He enters this week ranked sixth in the FBS with 1,033 yards and seventh for average at 114.8/game.



#### TURNOVERS KEY IN WIN OVER TCU

Since his arrival at Texas Tech, Joey McGuire has preached the importance of creating takeaways defensively. That couldn't have proven more true in the Red Raiders' win over TCU as Dadrion Taylor-Demerson caused two turnovers in the second half with an interception late in the third quarter and another to seal the victory during the Horned Frogs' final drive. Under McGuire, the Red Raiders are now 7-2 when tied or leading the turnover battle as Texas Tech did not turn the ball over offensively en route to taking back the Saddle Trophy.

### RED RAIDERS BY THE NUMBERS

6

Jaylon Hutchings will face Kansas for the sixth time in his career Saturday as he has 13 career tackles, including 2.0 for a loss, in the series. It will be the 61st career game for Hutchings and his 56th-consecutive start.

35

The Red Raiders hit the 35-point mark for the 10th time already in 22 games now under Joey McGuire against TCU. Texas Tech is a perfect 10-0 during McGuire's tenure when scoring 35 or more points in a game.

68

According to PFF, Tajh Brooks has forced 68 missed tackles, which easily leads all power-five players. In fact, he is one of only three power-five rushers with at least 50 forced missed tackles this season.

## SERIES HISTORY



## KANSAS (22-2)

Home: 11-1; Away: 11-1; Neutral: 0-0; OT: 1-1.

Big 12: 18-2 (Home: 8-1; Away: 9-1).

Jones AT&amp;T Stadium: 12 (11-1).

Kansas Memorial Stadium: 12 (11-1).

Games decided by 3 points or less: 4 (2-2).

Games decided by 7 points or less: 6 (4-2).

Most Points-TTU: 65 (65-19 win on Oct. 7, 2017).

Most Points-KU: 39 (45-39 win on Oct. 28, 2000).

Fewest Points-TTU: 16 (16-13 win on Dec. 5, 2020).

Fewest Points-KU: 0 (23-0 win on Sept. 19, 1970).

Largest Win: 46 (65-19 win on Oct. 7, 2017).

Largest Loss: 3 (34-31 in 2001 and 37-34 in 2019).

Win Streak: 12 (Sept. 25, 2004-Oct. 20, 2018).

Loss Streak: 1 (twice).

Most Attended: 56,613 on Nov. 12, 2022, in Lubbock.

Last 10: 9-1

## SERIES HISTORY

Date	Loc.	W/L	TTU	KU	Att.
Sept. 18, 1965	H*#	W	26	7	35,300
Sept. 17, 1966	A	W	23	7	28,165
Sept. 20, 1969	H	W	38	22	42,250
Sept. 19, 1970	A	W	23	0	38,700
*Oct. 12, 1996	A	W	30	17	46,500
*Oct. 11, 1997	H	W	17	7	43,012
*Oct. 28, 2000	A	W	45	39	26,000
*Oct. 6, 2001	H	L-OT	31	34	45,343
*Sept. 25, 2004	A	W	31	30	37,422
*Oct. 1, 2005	H	W	30	17	52,601
*Oct. 25, 2008	A	W	63	21	50,125
*Oct. 31, 2009	H	W	42	21	47,291
*Oct. 1, 2011	A	W	45	34	39,621
*Nov. 10, 2012	H	W-2OT	41	34	55,052
*Oct. 5, 2013	A	W	54	16	25,648
*Oct. 18, 2014	H	W	34	21	54,071
*Oct. 17, 2015	A	W	30	20	25,186
*Sept. 29, 2016	H	W	55	19	56,494
*Oct. 7, 2017	A	W	65	19	20,050
*Oct. 20, 2018	H	W	48	16	54,402
*Oct. 26, 2019	A	L	34	37	31,036
*Dec. 5, 2020	H	W	16	13	9,877
*Oct. 16, 2021	A	W	41	14	25,106
*Nov. 12, 2022	H	W	43	28	55,613

## KEY:

\* Big 12 Conference game

^ game called 56 seconds into the fourth quarter because of strong winds, heavy rain and tornado alert

# first-ever college football game to use instant replay (Am-pex)

## TEAM NOTEBOOK

## INSIDE THE KANSAS SERIES

■ Texas Tech and Kansas will meet for the 25th time in school history Saturday in a series that has historically been dominated by the Red Raiders. Tech is 22-2 all-time against the Jayhawks with wins in 15 of the past 16 meetings.

■ Kansas snapped a 12-game losing streak to the Red Raiders in Texas Tech's visit to Lawrence in 2019 as the Jayhawks rallied from 13 points down to kick a game-winning field goal at the end of regulation. The win was Kansas' first all-time at home over the Red Raiders as Texas Tech was previously 10-0 in Lawrence. The Red Raiders routed Kansas, 41-14, in their last visit to Lawrence in 2021.

■ Kansas' only other win in the series spoiled Homecoming for the Red Raiders in 2001 as the Jayhawks used overtime to shock the Jones AT&T Stadium crowd behind a 34-31 victory. It is one of two overtime games all-time in the series as the Red Raiders scored a 41-34 victory in double overtime in 2012.

■ Prior to its last loss in the series in 2019, Texas Tech had won 12-consecutive games in the series over the Jayhawks. Over that span, Texas Tech won 10 of those games by a double-digit margin. In fact, the Red Raiders averaged 22.5 points per victory during the winning streak over the Jayhawks, which ran from 2004-18.

■ In total, the winner of the Texas Tech-Kansas series has been determined by one possession in only six of the 24 meetings, two of which are the Jayhawks' lone wins in the series. Texas Tech secured close wins over the Jayhawks previously in 2000 (45-39), 2004 (31-30), 2012 (41-34) and 2020 (16-13).

■ The Red Raiders have scored at least 30 points in all but two of the 20 previous meetings during the Big 12 era. The lone exceptions came in a 17-7 victory at home in 1997 and then a 16-13 victory to conclude the 2020 campaign. During that same time period, Kansas has scored 30 or more points only six times with five of those coming in losses.

■ This will be the second time in as many years and only the fourth time in the history of the series that Texas Tech and Kansas have met in the month of November or later. The two schools have faced each other twice in November, which came in a 41-34 double-overtime victory for the Red Raiders at home in 2012 and then a 43-28 win a year ago. The two schools also met in Lubbock on Dec. 5, 2020, which ended in a 16-13 victory by the Red Raiders to end the COVID-shortened season.

■ The two schools have met four times outside the Big 12, which came in home-and-home series in 1965-66 and 1969-70. The 1965 game served as the first contest in college football history to utilize instant replay technology.

## TEXAS TECH-KANSAS CONNECTIONS

■ Texas Tech associate head coach and special teams coordinator **Kenny Perry** spent four seasons in Lawrence as he was the co-defensive coordinator and cornerbacks coach for Kansas from 2015-16 before moving to be the special teams coordinator and recruiting coordinator from 2017-18.

■ Texas Tech head strength and conditioning coach **Lance Barilow** also spent a year at Kansas as an associate director of strength and conditioning. Barilow departed Kansas following the 2020 season to take a similar role with Baylor.

■ Texas Tech offensive graduate assistant **Trent Vasey** previously served in a similar role with the Jayhawks during the 2021 season, which was the first season for Kansas under head coach **Lance Leipold**.

■ Texas Tech sophomore wide receiver **Jordan Brown** was previously on the Kansas roster prior to transferring to Texas Tech in January 2022. Brown saw action in two games during his time as a Jayhawk, which came during his 2020 true freshman season against Oklahoma State and Iowa State. He caught one pass for four yards against the Cyclones.

■ Texas Tech does not have any Kansas natives on its roster but does have four players who played in the Kansas Jayhawk Community College Conference in junior offensive lineman **Matt Keeler** (Coffeyville C.C.) and senior wide receiver **Xavier White** (Dodge City C.C.).

## CAREER NOTABLES VERSUS KANSAS

■ **Tony Bradford Jr.** and **Jaylon Hutchings** have combined for 53.0 tackles for loss over their illustrious careers as one of the top interior defensive line duos in school history. The pair have totaled 5.5 tackles for the loss over their respective careers versus Kansas as Bradford has 3.5, including a sack, over three games, to 2.5 stops behind the line for Hutchings.

■ This will be the sixth time in Hutchings' career where he has faced Kansas. Hutchings lined up against the Jayhawks for the first time in 2018, totaling his only two tackles that season in a redshirt year. He has 13 tackles for his career versus Kansas as Saturday's contest will be the 60th of his career and his 56th-consecutive start, the second-longest active streak nationally and the longest among defensive linemen.

■ **Tahj Brooks** has 130 yards for his career against the Jayhawks as he carried 16 times in both the 2020 and 2022 contests. Brooks, who missed the 2021 meeting due to injury, finished with 51 yards and a key fourth quarter touchdown a year ago versus the Jayhawks after previously totaling 79 yards on the ground as a true freshman in 2020. His 16 carries and 79 rushing yards were both season highs in 2020.

## STATISTICAL MATCHUP: TEXAS TECH vs. KANSAS

CATEGORY	TECH	FBS	BIG 12	KU	FBS	BIG 12
Scoring Offense	30.6	48th	8th	34.9	20th	3rd
Total Offense	409.7	50th	10th	434.0	37th	8th
Rushing Offense	172.7	43rd	9th	198.1	18th	5th
Passing Offense	237.0	59th	9th	235.9	60th	10th
Passing Efficiency	125.64	88th	11th	162.15	13th	2nd
Time of Possession	28:12	109th	12th	30:34	53rd	5th
Scoring Defense	25.7	66th	8th	27.3	76th	10th
Total Defense	374.7	66th	5th	394.0	85th	9th
Rushing Defense	140.6	58th	7th	163.6	91st	10th
Passing Defense	234.1	75th	6th	230.4	68th	5th
Passing Efficiency Defense	126.44	47th	8th	137.42	85th	10th
QB Sacks Per Game	1.78	96th	11th	2.33	49th	4th
Tackles for Loss	5.1	93rd	11th	6.9	20th	2nd
Net Punting	43.71	5th	1st	41.67	18th	4th
Punt Returns	22.56	4th	2nd	26.50	1st	1st
Kickoff Returns	26.00	10th	2nd	20.24	60th	8th
Turnover Margin	-0.67	114th	12th	+0.33	38th	6th

■ **Austin McNamara** has been called upon to punt 10 times over his career as he is averaging 45.8 yards an attempt, which is near his career average of 46.1 entering this weekend. McNamara has had four of his punts go 50 yards or longer against the Jayhawks with four also being downed inside the 20. McNamara did not attempt a single punt in Texas Tech's last visit to Lawrence as it marked the first time the Red Raiders had not punted in a game since defeating Louisiana Tech in 2016.

■ **Jesiah Pierre** set a new career high with two sacks a year ago versus the Jayhawks as he helped seal the victory with a strip sack that was recovered by **Jaylon Hutchings** inside the 10 yard line. The Red Raiders scored three plays later on a **Tahj Brooks** touchdown run to increase their lead to 15 points with just over three minutes to play. The two sacks were part of a career-high seven tackles at the time.

■ **Myles Price** has found the end zone twice in his career versus the Jayhawks but neither have come through the passing game. Price has five rushes for 96 yards and two touchdowns over his career against Kansas as he provided Texas Tech's only touchdown in its 2020 victory thanks to a 70-yard scamper down the home sidelines late in the first quarter. The touchdown run marked the longest rush from scrimmage by a non-running back since the Red Raiders moved to a spread offense in 2000. Price used his speed again to find the end zone in Texas Tech's last trip to Lawrence with a seven-yard touchdown run just before halftime that gave the Red Raiders a 24-0 lead. Those are the only two rushing touchdowns of Price's career as he has 26 carries for 207 yards overall. In addition to his running ability, Price has nine catches for 106 over his career versus the Jayhawks after hauling in five receptions for 43 yards a year ago.

■ **Dadrion Taylor-Demerson** will face Kansas for the fifth time this weekend as the senior 15 tackles, 2.5 tackles for loss, an interception and five pass breakups over his career against the Jayhawks. Taylor-Demerson recorded his second of his now nine career interceptions in Texas Tech's last visit to Lawrence as he picked off Jason Bean on the first play of the second quarter, putting Texas Tech in prime field territory for an eventual **Jonathan Garibay** field goal. He has nine tackles over three career games versus the Jayhawks. Taylor-Demerson followed with six tackles in last season's contest, which included a career-high 2.0 stops behind the line of scrimmage. He also added a career-high three pass breakups in the win.

■ **Cam'Ron Valdez** received a season-high 11 carries in last year's matchup with the Jayhawks as he totaled 66 yards on the ground for a Red Raider offense that posted a season-high 264 rushing yards in the win.

■ **Xavier White's** best performance as a running back came in the 2020 victory over the Jayhawks where he rushed for a career-high 135 yards on 14 carries, while also catching four passes for 28 yards out of the backfield. It marked the second and most recent 100-yard rushing performance for White, who also hit the 100-yard mark earlier that season at Kansas State. As a wide receiver, White has eight catches for his career against the Jayhawks, totaling 98 yards through the air. He caught four passes for 70 yards to lead the Red Raiders in receiving yards.

### RED RAIDERS GET EARLY START AT KANSAS

■ Texas Tech will get an earlier start than normal this weekend with its first 11 a.m. kick of the season. This will be the eighth time the two schools have met in an 11 a.m. start during the Big 12 era and the fifth time to do so in Lawrence. The Red Raiders are a perfect 7-0 in those games with a margin of victory of 22.4 points.

### SOME SIMILARITIES TO 2022 MEETING

■ There are numerous similarities between Texas Tech and Kansas to their matchup a year ago. Let's start with the date. This year's matchup is set for Nov. 11, one day prior to when the two schools met a year ago. The Red Raiders are 4-5 overall, needing at least two wins in the final three games to reach bowl eligibility just like a year ago. Kansas, meanwhile, is already bowl eligible but is 7-2 through nine games this season as opposed to a 6-3 mark in 2022. The Jayhawks were also coming off a win prior to facing the Red Raiders last season as Kansas topped No. 18 Oklahoma State. Kansas, this season, has topped Oklahoma at home and Iowa State in Ames in each of the past two weeks.

### RED RAIDERS IN NOVEMBER UNDER MCGUIRE

■ The victory over Kansas a year ago kicked off a three-game winning streak to close the regular season as the Red Raiders were 3-1 in the month of November. In addition to Kansas, the Red Raiders followed with a road win at Iowa State and then an overtime victory over Oklahoma. Texas Tech later defeated Ole Miss in the TaxAct Texas Bowl to end a season with four consecutive victories for the first time since 1995.

■ With its win this past week over TCU, the Red Raiders have now won four consecutive games in the month of November, their longest such run since Texas Tech produced a similar streak during the 2001 and 2002 seasons. The Red Raiders started that previous streak with a rout of Stephen F. Austin to close the regular season in 2001. Texas Tech, then, kicked off the month of November in 2002 with three consecutive wins over Baylor, Oklahoma State and No. 3 Texas, all at home.

■ Texas Tech has not won five consecutive November games since being on the right side of the scoreboard over six-straight games from 1992 through the 1994 season. That run began with back-to-back SWC wins over TCU and Houston to close 1992 and continued with a perfect November in 1993, which featured wins over TCU, SMU and Houston. The Red Raiders started the final month of the regular season with a 2-0 mark in 1994 following wins over Southwestern Louisiana and Houston but fell at TCU to close the regular season.

■ Texas Tech has won at least three games in the month of November five times previously since joining the Big 12 Conference in 1996 (2001, 2002, 2008, 2010, 2022).

### RED RAIDERS VERSUS RANKED OPPONENTS

■ Saturday's contest will mark only the second against a ranked opponent for the Red Raiders this season, who were 2-4 against top-25 foes during **Joey McGuire's** debut in 2022. Both of those wins came at home as the Red Raiders will be searching for their first road win over a ranked opponent since Texas Tech topped No. 15 Oklahoma State, 41-17, in Stillwater to open Big 12 play in 2018. The Red Raiders have dropped the last 10 road contests against ranked foes since that meeting.

■ This will be only the second time in history that the Red Raiders have faced a ranked Kansas team. The Jayhawks were previously ranked as high as No. 19 nationally in 2008 when Texas Tech, itself ranked No. 6 in the coaches poll at the time, handed the Jayhawks a 63-21 rout in Lawrence.

### RED RAIDERS TOP-25 ROAD VICTORIES SINCE 1996

Year	Opponent	Result
2018	at #15 Oklahoma State	W, 41-17
2012	at #21 TCU	W, 56-63 (3OT)
2011	at #1 Oklahoma	W, 41-38
2009	at #15 Nebraska	W, 31-10
2008	at #19 Kansas	W, 63-21
2002	at #23 Texas A&M	W, 48-47 (OT)
1997	at #24 Oklahoma State	W, 27-3

### THE LAST MEETING...



### TEXAS TECH 43, KANSAS 28

Date: Nov. 12, 2022

Location: Lubbock, Texas | Attendance: 55,613

**Recap:** Tyler Shough was 16-for-25 passing for 246 yards and a touchdown in his first start since the opening week of the season. Texas Tech totaled 506 yards of offense with 260 of them on the ground. Shough rushed for a 9-yard touchdown on the first play of the fourth quarter to give Texas Tech a 33-21 lead. It was the first score by either team in the second half. Tahj Brooks sealed the victory with a 5-yard touchdown run with 3:33 remaining in the game. Four different Red Raiders scored four rushing touchdowns in the win.

**RUSHING:** Kansas - Neal, Devin 24-190; Thomas, Ky 1-40; Bean, Jason 4-10; Vasko, Ethan 2-6; Terry, Kevin 1-minus 4. Texas Tech - Shough, Tyler 12-76; Thompson, SaRodorick 7-69; Valdez, Cam'Ron 11-66; Brooks, Tahj 16-51; Smith, Donovan 1-6; TEAM 1-minus 3.

**PASSING:** Kansas - Bean, Jason 17-28-1-270; Vasko, Ethan 3-5-0-13. Texas Tech - Shough, Tyler 20-33-0-246; Smith, Donovan 0-1-0-0.

**RECEIVING:** Kansas - Fairchild, Mason 5-49; Arnold, Lawrence 4-110; Neal, Devin 4-8; Skinner, Quentin 3-29; Grimm, Luke 3-21; Casey, Jared 1-66. Texas Tech - Fouonji, Loic 5-52; Price, Myles 5-43; White, Xavier 4-70; Martinez, Nehemiah 2-36; Tharp, Mason 2-3; Cleveland, Trey 1-35; Thompson, SaRodorick 1-7.

**INTERCEPTIONS:** Kansas - None. Texas Tech-Eldridge, Kosi 1-0.

**SACKS (UA-A):** Kansas - Lee, Malcolm 1-0. Texas Tech - Pierre, Jesiah 2-0; Waters, Marquis 1-0.

**TACKLES (UA-A):** Kansas - Logan Jr., Kenny 8-3; Berryhill, Taiwa 7-1; Miller, Rich 4-2; Phelps, Lonnie 4-1; Dotson, Ra'Mello 3-2; Bryant, Cobee 4-0; Young, Craig 3-1. Texas Tech - Merriweather, K. 8-1; Pierre, Jesiah 6-1; Taylor-Demerson, D. 6-0; Eldridge, Kosi 4-1; Dunlap, Malik 3-2; Pearson, Reggie 4-0; Williams, Rayshad 4-0.

### TEAM STATISTICS

	KU	TTU
FIRST DOWNS	19	26
RUSHES-YARDS (NET)	32-242	48-264
PASSING YDS (NET)	283	246
Passes Att-Comp-Int	33-20-1	34-20-0
TOTAL OFFENSE PLAYS-YARDS	65-525	82-510
Fumble Returns-Yards	0-0	1-8
Punt Returns-Yards	0-0	0-0
Kickoff Returns-Yards	3-36	1-15
Interception Returns-Yards	0-0	1-0
Punts (Number-Avg)	2-48.0	3-46.7
Fumbles-Lost	1-1	1-0
Penalties-Yards	10-75	6-47
Possession Time	28:33	31:27
Third-Down Conversions	6 of 13	7 of 15
Fourth-Down Conversions	1 of 3	1 of 2
Red-Zone Scores-Chances	3-6	6-6
Sacks By: Number-Yards	1-5	3-23



## KANSAS SERIES SUPERLATIVES

## 300-YARD PASSING GAMES

Name	Date	C-A	Yards	TDs
Seth Doege	Nov. 11, 2012	45-59	476	3
Alan Bowman	Oct. 20, 2018	36-46	408	3
Kliff Kingsbury	Oct. 28, 2000	32-48	405	4
Graham Harrell	Oct. 25, 2008	34-42	386	5
Baker Mayfield	Oct. 5, 2013	33-51	368	0
Seth Doege	Oct. 1, 2011	29-46	366	3
Sonny Cumbie	Sept. 25, 2004	28-52	356	2
Patrick Mahomes II	Oct. 17, 2015	29-50	354	1
Cody Hodges	Oct. 1, 2005	34-52	333	1

## 100-YARD RUSHING GAMES

Name	Date	Att.	Yards	TDs
Byron Hanspard	Oct. 12, 1996	36	194	0
Ricky Williams	Oct. 11, 1997	33	179	1
Taurean Henderson	Sept. 25, 2004	17	169	2
DeAndre Washington	Oct. 18, 2014	23	164	0
Justin Stockton	Oct. 7, 2017	15	161	1
DeAndre Washington	Oct. 17, 2015	23	157	1
Xavier White	Dec. 5, 2020	14	135	0
Eric Stephens	Oct. 1, 2011	26	124	2
Baron Batch	Oct. 31, 2009	17	123	4

## 100-YARD RECEIVING GAMES

Name	Date	Rec.	Yards	TDs
Jonathan Giles	Sept. 29, 2016	12	219	2
Eric Ward	Nov. 10, 2012	12	180	0
Antoine Wesley	Oct. 20, 2018	9	155	1
Trey Haverty	Sept. 25, 2004	8	143	1
Jarrett Hicks	Sept. 25, 2004	8	131	1
Eric Ward	Oct. 5, 2013	7	122	1
Jarrett Hicks	Oct. 1, 2005	9	112	1
Darrell Jones	Oct. 28, 2000	6	109	0
Edward Britton	Oct. 25, 2008	3	106	1

## ADDITIONAL SUPERLATIVES

Completions	45, Seth Doege (2012)
Passing Attempts	59, Seth Doege (2012)
Touchdown Passes:	5, Graham Harrell (2008)
Rushing Attempts:	36, Byron Hanspard (1996)
Rushing Touchdowns:	4, Baron Batch (2009) Desmond Nisby (2017)
Receptions:	12, Jonathan Giles (2016) Eric Ward (2012)
Receiving Touchdowns:	4, Derek Dorris (2000)
Total Touchdowns:	4, Derek Dorris (2000) Baron Batch (2009) Desmond Nisby (2017)

## THE INJURY BUG CATCHING UP WITH TECH

■ Texas Tech has had to overcome numerous injuries throughout its depth chart this season with notable preseason starters such as quarterback **Tyler Shough**, defensive back **C.J. Baskerville**, linebacker **Jacob Rodriguez** and offensive lineman **Cole Spencer**, among others, all missing multiple weeks of action. In the K-State game alone, Texas Tech had 11 players with at least one start in their career that did not play, which accounted for 251 games played in their respective careers and 137 starts. That number dropped to eight players with at least one career start who did not play at BYU, which, included its first and second-string quarterbacks while several key players were limited in their snaps counts in the contest.

## POTENT NOTABLES

■ Texas Tech improved to 18-14 all-time in regular-season games played on a Thursday with its victory over TCU. That record includes a 3-0 mark now against the Horned Frogs as well as a 3-0 clip in Thursday night home games. It was the first Thursday night matchup for the Red Raiders since traveling to TCU in 2018 and the first at home since the Red Raiders routed Kansas in 2016.

■ The win over the Horned Frogs also improved the Red Raiders to 20-13 during the Big 12 era in the week following an open date. It marked the third-consecutive season Texas Tech has come away with a victory following an open date and the ninth time to do so in its last 12 contests dating back to the 2015 season.

■ Additionally, Texas Tech has now won nine-consecutive games following an open date versus unranked foes as the Red Raiders' last loss came in the 2013 regular-season finale at Texas. The Red Raiders are 17-6 over the course of their time in the Big 12 when coming off an open week against an unranked opponent.

■ The TCU game marked Texas Tech's seventh game that has started at 6 p.m. CT or later this season as the Red Raiders will play at least eight or nine night contests this season. Texas Tech's regular-season finale at Texas is slated for a 6:30 p.m. CT kick in Austin, while its start time for the Nov. 18 home finale against UCF is still unknown as part of the Big 12 television selection process. Dating back to the start of the 2000 campaign, Texas Tech has only played eight or more night games in a season three times previously with eight in both 2009 and 2013 and then nine night kicks in 2000.

■ Texas Tech was 6-1 in home games under **Joey McGuire** a year ago but has started 3-2 inside Jones AT&T Stadium this season after its win over TCU. The Red Raiders still have one home date remaining with UCF on Nov. 18. With a victory over the Knights, the Red Raiders would finish 4-2 at home, which would mark the first time Texas Tech compiled an above-.500 record at home in consecutive seasons since the 2012-13 campaigns. Prior to McGuire's debut in 2022, Texas Tech had finished with a winning record (above .500) at home only once (2020) over its previous six seasons.

■ Each of the Red Raiders' four wins this season have come with Texas Tech leading at the half. The Red Raiders are 10-2 under **Joey McGuire** when heading to the locker room with the lead at the half versus a 2-8 mark when trailing.

■ All four of Texas Tech's victories this season have come against schools in the state of Texas in Tarleton State, Houston, Baylor and TCU. The Red Raiders have one remaining game against an opponent from the Lone Star State in longtime rival Texas on Nov. 24.

■ The Red Raiders won the turnover margin against TCU for the first time since playing at West Virginia to open Big 12 play as Texas Tech did not give the ball away and created two takeaways via **Dadrion Taylor-Demerson** interceptions. It was

the third time the Red Raiders had not turned the ball over this season offensively and the first time since defeating Houston on Sept. 30.

■ Turnovers had previously plagued the Red Raiders the past two games, especially, on the scoreboard as Kansas State and BYU combined for 27 points following takeaways. Prior to that, the Red Raiders had only allowed 17 points off turnovers in the previous six games combined.

■ The Red Raiders improved to 9-3 under **Joey McGuire** and 4-2 this season when allowing 29 or fewer points in a game following its win over TCU.

■ Texas Tech committed only one penalty against Houston, matching the school record for only the sixth time in history and the first time since facing Kansas in 2021. The Red Raiders' five penalty yards also matched that school record that had been set four times previously, including most recently in that same Kansas victory. It was only the third time in the Big 12 era where Texas Tech had only one penalty and only five penalty yards with the others being in 2016 at TCU and 2021 at Kansas. The Red Raiders currently rank 36th in the FBS for fewest penalties per game (5.38) after being flagged 43 times so far this season.

## TALENTED FRESHMAN CLASS SEEING TIME

■ Texas Tech came into this season knowing it had a veteran-laden team but one that would also utilize the fruit of its first two recruiting classes under **Joey McGuire**. Thus far, Texas Tech has utilized 18 redshirt or true freshmen through nine games, including five who have made at least one start in linebacker **Miquel Dingle Jr.**, quarterback **Jake Strong**, wide receiver **Coy Eakin**, linebacker **Ben Roberts** and defensive back **Brenden Jordan**. Of that last group, Dingle, Jordan and Strong are all true freshmen.

■ Texas Tech has already removed possible redshirt seasons from Jordan and fellow true freshman defensive backs **Chapman Lewis** and **Jordan Sanford** as well as outside linebacker **Dylan Spencer**. Dingle, meanwhile, has played in four games and has the ability to redshirt still available.

## STREAKS AND TRENDS ON THE SCHEDULE

■ Texas Tech has experienced several significant winning streaks snapped this season following its losses to Wyoming and Oregon to start the season. It marked the first time Texas Tech has dropped multiple non-conference games in a season since falling at No. 12 Ohio State and at home versus No. 16 N.C. State early in the 2002 campaign.

■ Texas Tech had previously won 34-consecutive regular season games at home or on the road against non-power-five opponents prior to falling at Wyoming to start the season. It marked the first time Texas Tech has dropped a non-conference game against a Group of Five foe since falling at No. 17 Houston, 29-28, early in the 2009 season. In addition, Texas Tech had not lost to an unranked, Group of Five opponent since New Mexico surprised the Red Raiders, 27-24, in 2004.

■ The Red Raiders had previously won each of their previous 23 home openers before falling at the hands of No. 13 Oregon. It marked the first loss in a home opener for Texas Tech since 1999 when North Texas shocked the Red Raiders, 23-14, in the third game of the season.

■ Even with the two losses, the Red Raiders have been dominant against non-conference foes over the past two decades, especially at home. Texas Tech has now won 42 of its last 44 non-conference games at home dating back to the 2002 season with its lone two losses during that span coming against Arkansas in 2014 and then Oregon this season. The Red Raiders are an impressive 49-3 overall in non-conference home games since moving to a spread offense in 2000.

■ Oregon represented the highest-ranked non-conference opponent to visit Jones AT&T Stadium in recent years as the Ducks entered the contest ranked 13th by both major polls. It marked the highest-ranked non-conference opponent for the Red Raiders at home since No. 1 Nebraska traveled to Lubbock early in the 1994 season. The Ducks were the first ranked opponent to serve as Texas Tech's home opener since No. 15 Oklahoma defeated the Red Raiders in 1992.

### EXCITEMENT AT ALL-TIME LEVEL FOR 2023

- Tickets to see the Red Raiders inside Jones AT&T Stadium continue to sell at high numbers this season as Texas Tech has already boasted sellout crowds in three of their first four games this season. Prior to the Tarleton State game, Texas Tech had not previously boasted back-to-back sellout crowds since 2018 when the Red Raiders hosted Oklahoma (Nov. 3) and Texas (Nov. 10) in consecutive weeks.
- For months, **Joey McGuire** encouraged Red Raider fans to purchase their season tickets before it'd be too late. That time officially came in early August when Texas Tech announced it had officially sold out of season tickets for the 2023 campaign. In total, Texas Tech sold 31,649 season tickets for this season, which includes 6,511 new season tickets after an impressive debut for the Red Raiders under McGuire and his staff.
- Texas Tech's capacity has been set for 56,200 for the 2023 season due to the ongoing construction on the south end zone portion of Jones AT&T Stadium.
- Over his two seasons as head coach, Texas Tech has added more than 13,000 season tickets since McGuire's hiring in November 2021. Texas Tech previously sold 28,000 season tickets for McGuire's debut season in 2022, which, like this year's total, ranks among the top-10 highest season ticket counts in program history.

### TEXAS TECH HOME TICKET STATUS FOR 2023

Date	Opponent	Ticket Status
Sept. 9	Oregon	Sold Out (56,200)
Sept. 16	Tarleton State	Sold Out (56,200)
Sept. 30	Houston	53,308*
Oct. 14	Kansas State	Sold Out (56,200)
Nov. 2	TCU	Limited Available
Nov. 18	UCF	Still Available

\* indicates an advanced sellout

### WHAT'S WITH THE SIDELINE TIRE?

- Many have noticed a sideline tire finding its way onto the Texas Tech sideline under **Joey McGuire** as a key sideline prop that signals to "stay in the fight." The analogy is a reference to a key training scene in Creed 2 where Michael B. Jordan's character Adonis Johnson is directed by Rocky Balboa, played by Sylvester Stallone, to put one foot inside a tire alongside his sparring partner. In the movie, Balboa places the tire in the middle of the ring and tells Johnson "That's what the fight is going to be - toe to toe. Get used to it." For the Red Raiders, it's a reference to that every week during the season is a fight and to "put your foot in and stay in" through the entire battle.

### NEW FACE IN TOWN BRINGING THE 'JUICE'

- **Justin Johnson** is the lone new member of **Joey McGuire's** staff this season as he serves as assistant head coach, offensive passing game coordinator and wide receivers coach. Johnson, nicknamed "Coach Juice" throughout his career, arrived in Lubbock after a three-year stint at Baylor where he worked alongside McGuire during the 2020-21 seasons. Johnson has also worked at both Houston, his alma mater, and Kansas in full-time roles during his career.
- The addition of Johnson brings in another assistant coach who is more than familiar with McGuire as he joins linebackers

coach **Josh Bookbinder** and tight ends coach **Josh Cochran** who crossed paths with McGuire at Baylor. Head strength and conditioning coach **Lance Barilow** was also on the Baylor staff prior to his arrival in Lubbock in 2022.

### HOMETOWN PRIDE

- Texas Tech will continue to recognize the hometowns of every student-athlete on its roster this season with a special decal on the back of each gameday helmet. The decal will feature a throwback Masked Rider logo with the area code associated with each student-athlete's hometown as part of an initiative started in 2022 by head coach **Joey McGuire**.

### THAT BOWL-WINNING FEELING

- Texas Tech is coming off consecutive seasons with a bowl victory for the first time since the 2012-13 campaigns when the Red Raiders claimed the Meineke Car Care trophy (2012) and then the Holiday Bowl crown (2013). The Red Raiders, who routed Mississippi State to end the 2021 season at the AutoZone Liberty Bowl and then Ole Miss in the TaxAct Texas Bowl this past December, will look to extend that streak this fall, which has not been done previously over a three-year stretch since the 2002-04 campaigns.
- Texas Tech, historically, is one of the most successful programs nationally with 40 all-time bowl appearances, which ranks in the top 25 of FBS history. A return to a bowl game in 2023 would mark Texas Tech's longest streak of consecutive postseason appearances since a school-record run of 11-straight years from 2000-10.
- **Joey McGuire** became the second head coach in program history to lead the Red Raiders to a bowl game in each of his first two seasons as head coach, which placed McGuire in the same category as **Mike Leach**, who remains the all-time winningest coach with an 84-43 record from 2000-09.

### 60TH ANNIVERSARY OF THE DOUBLE T

- This football season will mark the 60th anniversary of the iconic Double T appearing on the Texas Tech football helmet. The Double T, easily one of the most recognizable brands in all of college athletics, was first placed on a Red Raider football helmet in 1963 by then-head coach J.T. King. Prior to the 1963 season, the individual player number had traditionally been placed on each side of the helmet.

### KINGSBURY, LEACH ENTER TECH HOF

- **Kliff Kingsbury** and **Mike Leach** headlined the latest list of inductees to the Texas Tech Hall of Fame and Hall of Honor that will be formally inducted the weekend of the Houston game. Kingsbury will join fellow Red Raider **Matt Wingo** as a football inductee into the Hall of Fame, which is reserved strictly for former athletes.
- The rise of Texas Tech's Air Raid offense began with Kingsbury, who arrived at Texas Tech under legendary head coach Spike Dykes and later developed into one of the top passers in college football history under Leach. Kingsbury went on to set 39 school records the next three seasons as well as 16 different Big 12 marks and 17 NCAA FBS records. He recorded more than 12,000 passing yards and total offense, including over 1,000 completions, making him only the third player in NCAA history to accomplish all three feats.
- Leach, meanwhile, was recognized posthumously in the Hall of Honor for his decade of success leading the Red Raider football program. Leach, the winningest coach in program history, led the Red Raiders to a bowl appearance in all 10 of his seasons, finishing with an 84-43 overall in one of the most-successful eras all-time at Texas Tech. The Hall of Honor is designated for non-athletes who have provided outstanding contributions to Texas Tech Athletics.

## MADE IN TEXAS



Since his arrival at Texas Tech, **Joey McGuire** has made it clear the Red Raiders will be built by the best talent the Lone Star State has to offer. Texas Tech boasts 90 players on its roster from the state of Texas alone, which leads all power-five programs and ranks second among all FBS programs in the state.

### NUMBER OF TEXAS NATIVES ON FBS ROSTERS

North Texas	98
Texas Tech	90
Sam Houston State	89
UTSA	89
Texas	87
SMU	83
Texas A&M	82
TCU	81
Baylor	76
Houston	76
UTEP	65
Rice	44

## DEGREES IN HAND

Texas Tech will enter the 2023 season with 20 student-athletes who are current college graduates, including five who have already earned their master's degree prior to this season.

Name	Degree
Tony Bradford Jr. (DL)	sociology, BS; interdisciplinary studies, MA
Myles Cole (OLB)	kinesiology, BS*
Baylor Cupp (TE)	university studies, BA
Jaylon Hutchings (DL)	kinesiology, BS; interdisciplinary studies, MA
Tyrique Matthews (LB)	university studies, BA
Austin McNamara (P)	sports management, BA
Monroe Mills (OL)	business management, BA
Landon Peterson (OL)	sports management, BA
Jesiah Pierre (LB)	university studies, BA
Bryce Robinson (LB)	kinesiology, BS
Tyler Shough (QB)	criminal justice, BS*; political science, BS* interdisciplinary studies, MA
Cole Spencer (OL)	marketing, BA*; business administration MA*; interdisciplinary studies, MA
Rusty Staats (OL)	interdisciplinary studies, BA*
Henry Teeter (TE)	university studies, BA
Cameron Watts (DB)	university studies, BA
Xavier White (WR)	university studies, BA
Dennis Wilburn (OL)	university studies, BA
Rayshad Williams (DB)	university studies, BA
Matthew Young (TE)	business marketing, BS* interdisciplinary studies, MA

\* indicates degree earned from prev. school

HEAD COACH JOEY MCGUIRE

JOEY MCGUIRE FILE

Hometown	Crowley, Texas
Education	Texas-Arlington '95 (Kinesiology)
Wife	Debbie
Children	Daughter: Raegan; Son: Garret

COACHING HISTORY

Year	Position
2022-present	Texas Tech Head Coach
2020-21	Baylor Assoc. Head Coach (Outside Linebackers)
2019	Baylor Associate Head Coach (Defensive Ends)
2017-18	Baylor Assistant Coach (Tight Ends)
2003-16	Cedar Hill High School Head Coach
1997-02	Cedar Hill High School Assistant Coach
1995-96	Crowley High School Assistant Coach

BOWL GAMES (4)

2022	TaxAct Texas Bowl
2021	Allstate Sugar Bowl*
2019	Allstate Sugar Bowl
2018	Academy Sports + Outdoors Texas Bowl

\* bowl came after he already accepted the Texas Tech position.

RECORD AGAINST OPPONENTS

Opponent	Overall	Home	Away	Neutral
Baylor	1-1	0-1	1-0	0-0
BYU	0-1	0-0	0-1	0-0
Houston	2-0	2-0	0-0	0-0
Iowa State	1-0	0-0	1-0	0-0
Kansas	1-0	1-0	0-0	0-0
Kansas State	0-2	0-1	0-1	0-0
Murray State	1-0	1-0	0-0	0-0
N.C. State	0-1	0-0	0-1	0-0
Oklahoma	1-0	1-0	0-0	0-0
Oklahoma State	0-1	0-0	0-1	0-0
Ole Miss	1-0	0-0	0-0	1-0
Oregon	0-1	0-1	0-0	0-0
Tarleton State	1-0	1-0	0-0	0-0
TCU	1-1	1-0	0-1	0-0
Texas	1-0	1-0	0-0	0-0
UCF	0-0	0-0	0-0	0-0
West Virginia	1-1	1-0	0-1	0-0
Wyoming	0-1	0-0	0-1	0-0

RECORD VERSUS CONFERENCES

Conference	Overall	Home	Away	Neutral
American	1-0	1-0	0-0	0-0
ACC	0-1	0-0	0-1	0-0
Big Ten	0-0	0-0	0-0	0-0
Big 12	8-7	6-2	2-5	0-0
Conference USA	0-0	0-0	0-0	0-0
FBS Independents	0-0	0-0	0-0	0-0
Mid-American	0-0	0-0	0-0	0-0
Mountain West	0-1	0-0	0-1	0-0
Pac-12	0-1	0-1	0-0	0-0
SEC	1-0	0-0	0-0	1-0
Sun Belt	0-0	0-0	0-0	0-0
FCS Opponents	2-0	2-0	0-0	0-0



HEAD COACH JOEY MCGUIRE

THE HALL OF FAMER

■ There likely isn't a power-five football program in the state of Texas with better ties to its high school coaches than at Texas Tech as McGuire hired six members of his charter coaching staff that have ties to the Texas High School Coaches Association (THSCA). McGuire, himself, is already a legend at the prep level as a member of the THSCA Hall of Honor and the Texas High School Football Hall of Fame.

■ McGuire, owner of three state titles as head coach of Cedar Hill High School in the Dallas-Fort Worth metroplex, was inducted into the THSCA Hall of Honor (THSCA) in 2020 and then the Texas High School Football Hall of Fame in 2022 in the months after accepting the Texas Tech position. McGuire is still an avid speaker at the annual THSCA Convention and regularly hosts clinics for high school coaches each year.

NOT THE ONLY COACH IN THE FAMILY

■ Turn on a television any weekend this fall and you could possibly see another McGuire roaming the sidelines as **Garret McGuire** is entering his first season as the wide receivers coach at Nebraska. The younger McGuire previously played under his father at quarterback at Cedar Hill High School before enjoying four years as a backup quarterback at Baylor. He joined the coaching profession immediately after, serving as an offensive assistant under new Nebraska head coach Matt Rhule while with the NFL's Carolina Panthers.

■ Garret isn't the only McGuire building an impressive career, either, as **Raegan McGuire** is a fashion designer for AMUR in New York City. Her designs have been worn by several high-profile figures, including Natalie Biden, the granddaughter of President Joe Biden, as well as Taylor Swift during her spring 2023 Eras Tour.

JOEY MCGUIRE, THE OFFICIANT

■ **Joey McGuire**, known as a players' coach, has added another title in recent years: officiant. He presided over the second wedding of a former player this past summer in defensive quality control assistant **James Lockhart**, who previously played for McGuire at Baylor. McGuire previously performed the wedding for **Sam Tecklenburg**, another former Baylor player, and is scheduled to do his third ceremony next April for quarterback **Tyler Shough** and his fiancée.

AN NFL FRONT OFFICE

■ Under McGuire, Texas Tech's personnel department resembles an NFL front office, a unique approach in the world of college football. Texas Tech's personnel department is overseen by general manager **James Blanchard**, who was McGuire's first hire after accepting the Texas Tech position. Blanchard has the ability to offer any potential recruit he and his staff feel will fit at Texas Tech, allowing McGuire's coaching staff to prioritize player development. Blanchard has been named top rising personnel and recruiting staffers in the country by the On3.com website.

■ Texas Tech's 2023 class was ranked as high as No. 23 nationally by Rivals as McGuire and his staff inked 28 high school prospects, a key component to the Red Raiders' recruiting philosophy. It marked the highest-ranked Texas Tech recruiting class in more than a decade.

■ Texas Tech has reaped the benefits of McGuire's ties to the state of Texas in the year following his hire as the Red Raiders have signed two of their best classes now in history. The 2022 class, boosted by McGuire's hiring in November 2021, was ranked as high as 39th nationally by Rivals, a steady improvement from its spot in the 70s prior to his hire.



THE BRAND

The core tenant under McGuire revolves around The Brand, which stands for his desire that the Red Raiders be the "toughest, hardest-working, most-competitive team in the country." On his final interview for the Texas Tech position, McGuire described his vision for the Red Raider program using The Brand, which President Lawrence Schovanec said "describes West Texas."



60 MINUTES OF US

McGuire issued a new challenge to not only his team this summer but to all of Red Raider Nation: can opponents handle "60 Minutes of Us?" The "us" in that equation is not only the Red Raiders on the field but one of the top homefield advantages in college football. Since then, the phrase has become a rallying cry for McGuire and Texas Tech as a whole entering the 2023 season.



TAKE THREE UNIVERSITY

McGuire, a defensive coach at heart, heavily utilizes the phrase "Take Three" as a program. The phrase has transformed into a rallying cry from the defense with in-house video production signaling "one," "two" or "three" each time the Red Raiders create a takeaway. McGuire, prior to each game, regularly wears a t-shirt designed for the defense that says "Take Three University."





## THE UNOFFICIAL HOME OF THE THSCA

Since his hire as Texas Tech's head coach, **Joey McGuire** has made it a point to brand the Red Raiders the "unofficial home of the Texas High School Coaches Association." Already a Hall of Famer, himself, McGuire has hired a charter staff filled with experience at both the collegiate and high school levels with four assistant coaches who have previous ties to the THSCA as well as a slew of support staff members.

### TEXAS TECH FOOTBALL STAFF WITH THSCA TIES

Name	THSCA Position
Joey McGuire	Cedar Hill Head Coach (2003-16)
Kenny Perry	Arlington Bowie (2006-12)/Halton City (2004-05)/Sam Houston (2000-03)
Josh Cochran	Lindale H.S. Asst. Coach (2015)
Zarnell Fitch	Lincoln H.S. Head Coach (2013) / Asst. Coach (2011-12)
Jah'Shawn Johnson (Defensive GA)	Ennis H.S. Asst. Coach (2020-21)
Brian Nance (Dir. of Scouting)	Temple H.S. Asst. Coach (2018)
Dave Martin (Dir. of Player Development)	Cedar Hill H.S. Asst. Coach (1999-03)

Texas Tech also has three current student-athletes on its roster whose fathers are prominent high school coaches in the state in Allen's Lee Wiginton, the father of sophomore wide receiver **Haydon Wiginton**, Amarillo Tascosa's Ken Plunk, the father of junior defensive back **Joseph Plunk** and Eastland's James Morton, the father of sophomore quarterback **Behren Morton**. Lee Wiginton is the past president of the THSCA.



### CEDAR HILL CONNECTIONS

- McGuire made his name in the coaching profession during his 14 seasons leading Cedar Hill High School in the Dallas-Fort Worth metroplex. McGuire has had five former Cedar Hill standouts on the Texas Tech roster already during his tenure, including three this season in sophomore outside linebacker **Charles Esters III**, redshirt freshman outside linebacker **Harvey Dyson III** and redshirt freshman defensive back **Jalon Peoples**. Peoples is the brother of **Dimitri Moore**, who played his final season of collegiate eligibility under McGuire a year ago.
- While he did not graduate from Cedar Hill, **Jordan Brown** attended the high school up until his senior year as he was a freshman when McGuire departed from Cedar Hill. His older brother, Laquvionte Gonzalez, was on a Cedar Hill team under McGuire that played in the Class 6A state title game as a senior in 2012.

### NEWS & NOTES ON MCGUIRE...

- Texas Tech's win over Tarleton State marked the 150th of McGuire's career as a head coach, combining both his success at Cedar Hill High School and at Texas Tech. McGuire was previously 141-42 over his 12 seasons leading Cedar Hill in the Dallas-Fort Worth metroplex from 2003-16 before moving to the college ranks as an assistant coach at Baylor from 2017 up until his hire at Texas Tech in November 2021.
- McGuire will look to become only the second head coach in program history to lead the Red Raiders to bowl games in each of his first two seasons, joining the late **Mike Leach**, who pushed Texas Tech to a bowl game in each of his 10 seasons. McGuire previously became the eighth head coach in program history to lead the Red Raiders to a bowl game in his debut season a year ago and the 12th head coach to lead Texas Tech to a winning record in his first year.
- Texas Tech has hit the 40-point mark seven times during McGuire's tenure as the Red Raiders are now a perfect 7-0 in those games following their win over Houston.
- Texas Tech rushed for at least 200 yards in a game for the fifth time under McGuire against Houston as the Red Raiders are now a perfect 5-0 in those games during his tenure.
- Texas Tech is 7-2 under McGuire when creating two or more takeaways in a game with the two losses coming at Wyoming and at West Virginia this season. The Red Raiders are also 8-4 when giving up one or fewer turnovers per game as well.
- The Wyoming game marked the first overtime loss for the Red Raiders under McGuire, who has labeled similar close

contests as "brand games" during his tenure. The Red Raiders were 3-0 in overtime games a year ago with wins over Houston, Texas and Oklahoma.

- McGuire's eight-win debut finished one victory shy for the most by a first-year head coach in program history as **Dell Morgan** previously led the Red Raiders to a 9-2 record in 1941. In its now 99 seasons of football, Texas Tech has never had a head coach record at least eight wins in each of his first two seasons leading the Red Raiders.

- McGuire led the Red Raiders to a 5-4 record in Big 12 play a year ago, becoming the first head coach to notch a winning conference record (above .500) in his debut season since **David McWilliams** did so in 1986.

- The success the Red Raiders had in Big 12 play pushed Texas Tech to its most conference wins since 2009 and a fourth-place finish in the standings, its highest since the league went to a 10-team format in 2011. McGuire is the only head coach in program history to defeat both Texas and Oklahoma in the same season.

- Of the head coaches in Texas Tech's history, McGuire resembles **Spike Dykes** likely the best, not only for his charm and engaging personality but also his ties as a former high school head coach. Dykes spent a decade at the prep level with stops in head coaching roles at Coahoma, Belton, Big Spring, Alice and Midland Lee.

### TEXAS TECH HEAD COACHES IN FIRST TWO SEASONS

Name	Years	Record	Perc.	Bowls
E.Y. Freeland	1925-26	12-2-5	.763	None
Grady Higgenbotham	1929	1-7-2	.200	None
Pete Cawthon	1930-31	9-9	.500	None
Dell Morgan	1941-42	13-7-1	.643	One
DeWitt Weaver	1951-52	10-11-1	.477	One
JT King	1961-62	5-15	.333	None
Jim Carlen	1970-71	12-11	.522	One
Steve Sloan	1975-76	16-7	.696	One
Rex Dockery	1978-79	10-10-2	.500	None
Jerry Moore	1981-82	5-16-1	.250	None
David McWilliams	1986	7-5	.583	One
Spike Dykes	1987-88	11-10-1	.523	None
Mike Leach	2000-01	14-11	.560	Two
Tommy Tuberville	2010-11	13-12	.520	One
Kliff Kingsbury	2013-14	12-13	.480	One
Matt Wells	2019-20	8-14	.364	None
Joey McGuire	2022-23	12-10	.545	One

## RECORD BREAKDOWN

	2023	Big 12	McGuire
Overall	4-5	3-3	12-10
at Jones AT&T Stadium	3-2	2-1	9-3
in Away Games	1-3	1-2	2-7
in Neutral Site Games	0-0	0-0	1-0
Day Games	1-1	1-1	4-4
Night Games (6 p.m. start or later)	3-4	2-2	8-6
vs. Top 25 teams	0-1	0-0	2-5
vs. Top 10 teams	0-0	0-0	0-2
vs. Unranked Teams	4-4	3-3	10-5
Scoring first	3-3	2-1	9-4
Opponents score first	1-2	1-2	3-6
Leading at halftime	4-1	3-0	10-2
Trailing at halftime	0-4	0-3	2-8
Tied at halftime	0-0	0-0	0-0
Leading after third quarter	4-1	3-0	11-2
Trailing after third quarter	0-3	0-3	1-6
Tied after third quarter	0-1	0-0	0-2
Overtime games	0-1	0-0	3-1
Scoring less than 20 points	0-2	0-2	1-4
Scoring 20-29 points	0-1	0-1	0-3
Scoring 30-39 points	2-2	2-0	4-3
Scoring 40-49 points	2-0	1-0	5-0
Scoring 50+ points	0-0	0-0	2-0
Allowing less than 20 points	2-0	1-0	5-0
Allowing 20-29 points	2-2	2-2	4-3
Allowing 30-39 points	0-3	0-1	2-5
Allowing 40+ points	0-0	0-0	1-2
Rushing for less than 100 yards	0-1	0-0	0-2
Rushing for 100-199 yards	2-4	2-3	7-8
Rushing for 200+ yards	2-0	1-0	5-0
Passing for less than 300 yards	4-4	3-3	7-7
Passing for 300-399 yards	0-1	0-0	3-3
Passing for 400+ yards	0-0	0-0	2-0
Totaling less than 300 yards of total offense	0-0	0-0	1-0
Totaling 300-399 yards of total offense	1-2	1-2	1-5
Totaling 400-499 yards of total offense	3-3	2-1	6-4
Totaling 500-599 yards of total offense	0-0	0-0	3-1
Totaling 600+ yards total offense	0-0	0-0	1-0
Allowing less than 100 yards rushing	2-0	2-0	5-0
Allowing 100-199 yards rushing	2-4	1-2	5-6
Allowing 200+ yds rushing	0-1	0-1	2-4
Allowing less than 200 yards passing	1-4	0-3	1-7
Allowing 200-299 yards passing	0-0	0-0	6-2
Allowing 300-399 yards passing	3-1	3-0	4-1
Allowing 400+ yards passing	0-0	0-0	1-0
Allowing less than 300 yards total offense	0-2	0-2	2-3
Allowing 300-399 yards total offense	2-1	1-0	3-1
Allowing 400-499 yards of total offense	2-2	2-1	4-6
Allowing 500+ yards of total offense	0-0	0-0	3-0
Leading turnover margin	2-2	1-1	6-2
Trailing turnover margin	1-3	1-2	5-8
Tied in turnover margin	1-0	1-0	1-0
Having 0 takeaways	1-3	1-2	3-5
Having 1 takeaway	1-0	1-0	2-3
Having 2 takeaways	1-2	1-1	4-2
Having 3 or more takeaways	1-0	0-0	3-0
Having 0 turnovers	2-1	2-1	5-1
Having 1 turnover	1-1	0-0	3-3
Having 2 turnovers	1-0	1-0	2-0
Having 3 or more turnovers	0-3	0-2	2-6
Leading in time of possession	2-1	2-1	8-3
When trailing in time of possession	2-4	1-2	4-7

OFFENSIVE STAT NOTABLES

CAREER 100+ RUSHING YARD GAMES

Tahj Brooks (10)		
Date	Rush Yards	Opponent
Oct. 7, 2023	170	Baylor
Sept. 16, 2023	158	Tarleton
Sept. 23, 2023	149	West Virginia
Nov. 2, 2023	146	TCU
Sept. 4, 2021	134	Houston
Dec. 28, 2021	107	Mississippi State
Oct. 22, 2022	107	West Virginia
Sept. 11, 2021	103	Stephen F. Austin
Oct. 21, 2023	101	BYU
Sept. 30, 2023	101	Houston

Cam'Ron Valdez (1)		
Date	Rush Yards	Opponent
Sept. 30, 2023	111	Houston

Tyler Shough (2)		
Date	Rush Yards	Opponent
Dec. 28, 2022	111	Ole Miss
Sept. 9, 2023	101	Oregon

Xavier White (2)		
Date	Rush Yards	Opponent
Dec. 5, 2020	135	Kansas
Oct. 3, 2020	113	Kansas State

GAMES WITH A RUSHING TD						
Player	'19	'20	'21	'22	'23	Career
Brooks, Tahj	--	3	5	4	6	18
Shough, Tyler	--	2*	2	4	2	10
White, Xavier	--	2	3	--	--	5
Price, Myles	--	1	1	--	--	2
Morton, Behren	--	--	--	2	3	5
Hutchings, Jaylon	--	--	--	1	--	1
Valdez, Cam'Ron	--	--	--	--	1	1

\*Indicates games played prior to arrival at Texas Tech

GAMES WITH MULTIPLE RUSHING TDs						
Player	'19	'20	'21	'22	'23	Career
Brooks, Tahj	--	1	2	2	1	6
Shough, Tyler	-	-	-	-	1	1

ACTIVE EXPLOSIVE YARDAGE LEADERS | RUSHING

Tahj Brooks (18)		
Date	Yards	Opponent
Sept. 11, 2021	67	SFA
Nov. 13, 2021	51	Iowa St.
Sept. 4, 2021	44	Houston
Sept. 4, 2021	41	Houston
Sept. 16, 2023	38	Tarleton St.
Dec. 28, 2022	37	Ole Miss
Sept. 9, 2023	35	Oregon
Oct. 29, 2022	31	Baylor
Oct. 14, 2023	30	Kansas State
Dec. 5, 2020	28	Kansas
Sept. 23, 2023	27	West Virginia
Oct. 7, 2023	24	Baylor
Sept. 3, 2022	23	Murray State
Oct. 23, 2021	23	K-State
Sept. 16, 2023	22	Tarleton St.
Nov. 5, 2022	21	TCU
Oct. 22, 2022	20	West Virginia
Nov. 2, 2023	20	TCU

Cam'Ron Valdez (5)		
Date	Yards	Opponent
Sept. 30, 2023	54	Houston
Sept. 30, 2023	41	Houston
Nov. 5, 2022	38	TCU
Nov. 5, 2022	30	TCU
Dec. 28, 2022	29	Ole Miss



RB TAHJ BROOKS

BROOKS TIME FOR ALL-AMERICA HONORS

■ **Tahj Brooks** has entered the national picture as one of the nation's top running backs this season as he enters this week ranked sixth in the FBS with 1,033 rushing yards and seventh nationally for rushing yards per game (114.8). Brooks has rushed for 100 yards in six of the past seven games this season, including five times during Big 12 play, as he ranks fourth among power-five backs nationally.

■ With his 146 yards versus TCU, Brooks joined Washington as the only two Red Raiders since 2000 to record four or more games with at least 140 rushing yards in a season. Washington also did so four times during his memorable 2015 season where he became Texas Tech's first 1,000-yard rusher since 1998. The Red Raiders have not had a rusher gain 140 yards or more in five different games in a season since **Ricky Williams** did so five times in 1998.

■ Brooks is the first Red Raider to rush for 1,000 yards in a season since **DeAndre Washington** totaled 1,492 yards on the ground in 2015. Washington, who also hit the 1,000-yard mark in 2014 as well, is the only Red Raider to reach the century mark in a season since Texas Tech moved to a spread offense prior to the 2000 campaign. Brooks is one of eight Red Raiders in program history now to rush for 1,000 yards in a season.

■ Brooks is averaging 127.5 rushing yards per game during Big 12 play as he ranks third nationally and second in the Big 12 this season with 765 yards against league foes.

■ Brooks has found the end zone in each of the past five games, which, according to FOX, is the longest active streak in the FBS.

TEXAS TECH SINGLE-SEASON RUSHING LEADERS

Name (Year)	Yards
7. James Hadnot (1979)	1,371
8. James Hadnot (1978)	1,369
9. Byron Morris (1992)	1,279
10. DeAndre Washington (2014)	1,103
Tahj Brooks (2023)	1,033

POWER-FIVE RUSHING YARDS LEADERS

Name (School)	YARDS
1. Ollie Gordon II (Oklahoma State)	1,225
2. Omarion Hampton (North Carolina)	1,067
3. Jonathan Brooks (Texas)	1,035
4. Tahj Brooks (Texas Tech)	1,033

THREE-TIME TEAM RUSHING LEADER

■ Brooks is all but assured of becoming the first Red Raider since **Baron Batch** (2008-10) to lead Texas Tech in rushing over three-consecutive seasons. In the process, he would become the ninth Red Raider since 1950 to lead the team

in rushing in three-consecutive seasons. That list includes the likes of **Batch** (2008-10), **Taurean Henderson** (2002-05), **Byron Hanspard** (1994-96); **Byron "Bam" Morris** (1991-93), **James Gray** (1986-89), **Larry Isaac** (1974-76), **Donnie Anderson** (1963-65) and **Bobby Cavazos** (1951-53). **Ricky Williams** (1997-98; 2000-01) also led the team in rushing four times over his career but not over three-consecutive seasons.

CLIMBING THE CAREER RECORD BOOK

■ Brooks placed his name in the Texas Tech career record book against TCU as he surpassed **Baron Batch** for 10th all-time in program history. Brooks needs 86 yards versus Kansas to match **Larry Isaac** for ninth place and 117 yards to match former teammate **SaRodorick Thompson Jr.** for eighth in program history. He is one of 16 Red Raiders all-time to record 2,000 rushing yards in a career.

■ Brooks' 10 career 100-yard games places him in a tie for sixth all-time alongside **DeAndre Washington** and **Larry Isaac** for the most in school history as he trails the likes of **Byron Hanspard** (21), **James Gray** (18), **Byron Morris** (16), **James Hadnot** (13) and **Ricky Williams** (11).

TEXAS TECH CAREER RUSHING LEADERS

Name (Years)	Yards
7. James Hadnot (1976-79)	2,794
8. SaRodorick Thompson Jr. (2018-22)	2,664
9. Larry Isaac (1973-76)	2,633
10. Tahj Brooks (2020-present)	2,547
11. Baron Batch (2006, 2008-10)	2,501

CARRYING A HEAVY LOAD

■ Brooks is currently averaging 21.3 carries per game, which, on that pace, would rank sixth in Texas Tech single-season history at the end of the regular season and mark the most by a Red Raider since **Ricky Williams** in 1998. Brooks' 192 carries thus far this season currently lead all power-five players and rank fourth overall in the FBS.

■ Brooks matched his career high with 31 attempts against TCU, marking the third time this season he has carried 30 or more times in a game. Brooks is the only FBS player in the country this season with three games of at least 30 carries and the first Red Raider to do so since **Doak Walker Award** winner **Byron Hanspard** in 1996.

POWER-FIVE RUSHING ATTEMPTS LEADERS

Name (School)	Attempts
1. Tahj Brooks (Texas Tech)	192
2. Omarion Hampton (North Carolina)	175
3. Ollie Gordon II (Oklahoma State)	174
4. Quinshon Judkins (Ole Miss)	169







## MORTON ACCURATE IN WIN OVER TCU

Behren Morton is 3-0 in games he's started and finished this season since taking over for an injured **Tyler Shough** early in Texas Tech's road trip to West Virginia. Morton completed 72.6 percent of his passes in those three wins to help the Red Raiders down Houston, Baylor and TCU.

Morton completed 28-of-36 passes against TCU, throwing for 282 yards and a pair of touchdowns, while rushing for another score in the win. Morton has accounted for 13 touchdowns this season (10 passing, 3 rushing) with only two interceptions. His start versus TCU marked his first since departing the K-State game at halftime due to injury.

### INSIDE MORTON'S FOUR STARTS THIS SEASON

Opponent	Comp	Att.	TD	INT	Yds.	LG	Run	Yds.	TD
Houston (2023)	14	22	2	0	161	34	4	10	0
Baylor (2023)	19	26	3	1	180	24	2	-1	1
Kansas State (2023)	14	21	0	0	125	31	6	8	1
TCU (2023)	28	36	2	0	282	44	5	-4	1
<b>Career Starts</b>	<b>144</b>	<b>244</b>	<b>11</b>	<b>5</b>	<b>1,683</b>	<b>55</b>	<b>54</b>	<b>87</b>	<b>5</b>
<b>All Career Games</b>	<b>193</b>	<b>327</b>	<b>17</b>	<b>8</b>	<b>2,095</b>	<b>55</b>	<b>72</b>	<b>106</b>	<b>5</b>

## OFFENSIVE NOTEBOOK

### THE INJURY BUG STRIKES AGAIN

■ The injury bug has returned to the Texas Tech quarterback room as **Tyler Shough**, the starter to start the season, has missed significant time due to a leg injury, while **Behren Morton** sat out the BYU game due to injury. Morton, who returned to the lineup against TCU, was replaced by true freshman **Jake Strong** at BYU, making Texas Tech one of nine FBS schools to start at least three different quarterbacks this season, joining Arizona State, Arkansas State, Ball State, Cal, Duke, UL-Monroe, Navy and UCLA.

■ This is the seventh-consecutive season Texas Tech has utilized multiple starting quarterbacks and the 11th time in the past 15 years. With Strong's start at BYU, Texas Tech has had three different starters under center in five of the past six seasons with the lone exception being the COVID-shortened 2020 campaign. **Patrick Mahomes II** (2015-16) and **Seth Doege** (2011-12) are the only two quarterbacks during that stretch to not miss a start in a season since 2009.

### GRADING MORTON'S PERFORMANCE vs. TCU

■ **Behren Morton** completed 77.8 percent of his passes against TCU, finishing 28-of-36 overall for 282 yards and a pair of touchdowns. It marked the highest completion percentage of Morton's still young career as he has completed at least 63.0 percent of his passes in all four starts this season.

■ Since the start of the 2010 season, Morton's performance ranked as the most-accurate outing for a Red Raider quarterback with at least 35 attempts against a Big 12 opponent since **Jett Duffey** completed 37-of-47 passes (78.7 percent) against Texas late in the 2018 season. It ranked as the fourth-highest completion by a quarterback with 35 passing attempts in Big 12 play since 2010 as well.

### TEXAS HIGH SCHOOL FOOTBALL ROYALTY

■ The son of a Texas high school coach, **Behren Morton** was the highest-rated quarterback (in the online rankings era) to ever sign with Texas Tech as he was a consensus four-star prospect as part of the 2021 class, ranking sixth nationally among pro-style quarterbacks. Morton grew up in Lubbock for part of his youth as his father, James Morton, was the head football coach at Monterey High School in Lubbock for 11 years. Morton later played for his father at Eastland High School where he totaled more than 8,800 passing yards over three varsity seasons to go along with 84 passing touchdowns to only 15 interceptions. He also rushed for more than 1,200 yards on the ground and found the end zone 24 times via his legs over his prep career.

### MORTON BY THE NUMBERS

■ Morton is averaging 210.4 passing yards per game over the first seven starts of his career. That number increases to 246.5 passing yards per game for the six contests Morton has started and not had to depart due to injury. He left both the TCU game in 2022 and the loss earlier this season on Oct. 14 to Kansas State due to injury.

■ Morton became the eighth Texas Tech freshman (true or redshirt) at the time to make his first career start at quarterback during the Big 12 era a year ago at Oklahoma State. Among that group, Morton was the sixth quarterback to make his first career start against a Big 12 foe. Texas Tech has now had nine freshmen make their first career start during that span after **Jake Strong** earned the nod at BYU.

■ During the Big 12 era (1996-present), Morton's 379 passing yards against Oklahoma State a year ago were the third-highest total for a Red Raider making his starting debut against a conference opponent. He trailed only the 490 passing yards **Steven Sheffield** compiled versus Kansas State in 2009 and the 415 yards **Davis Webb** totaled against Iowa State in 2013. Webb's outing is the only freshman performance that has topped Morton's numbers from the Oklahoma State game.

■ Morton was only the second Red Raider in the Big 12 era and the only freshman quarterback to make his first career start against a ranked opponent as he joined **Jackson Tyner**, who was 1-of-5 in limited action at No. 6 Oklahoma in 2019.

■ Morton made his collegiate debut against Kansas in 2021 as he came off the bench late in the final minute of the Red Raiders' 41-14 rout of the Jayhawks.

### BIG GUYS UP FRONT SHOWING IMPROVEMENT

■ Texas Tech ranks among the best offensive units in the country in not allowing tackles for loss this season as the Red Raiders enter this week ranked tied for 17th in the FBS and tied for ninth among power-five teams after giving up only 4.22 stops behind the line of scrimmage thus far this season.

■ The Red Raiders have greatly improved in protecting the quarterback throughout the season as, despite 18 sacks allowed overall, only 8.0 of those have come during Big 12 play. That total ranks fifth in the league behind only Oklahoma State (2.0), West Virginia (3.0), Kansas (6.0) and Iowa State (7.0).

### BIG 12 LEADERS IN TACKLES FOR LOSS ALLOWED

School	TFLs/Game
1. TCU	4.00
2. Kansas	4.11
3. Texas Tech	4.22
4. Oklahoma State	4.44

## OFFENSIVE STAT NOTABLES

### CAREER 300+ YARD PASSING GAMES

#### Tyler Shough (5)

Date	Pass Yards	Opponent
Nov. 26, 2022	436	Oklahoma
Sept. 18, 2021	399	FIU
Sept. 2, 2023	338	at Wyoming
Nov. 21, 2020	334*	UCLA
Nov. 14, 2020	312*	at Washington State

\*Indicates games played prior to arrival at Texas Tech

#### Behren Morton (2)

Date	Pass Yards	Opponent
Oct. 8, 2022	379	at Oklahoma State
Oct. 22, 2022	325	vs West Virginia

### CAREER 100+ RECEIVING YARD GAMES

#### Jerard Bradley (3)

Date	Rec. Yards	Opponent
Nov. 26, 2022	173	Oklahoma
Oct. 8, 2022	119	Oklahoma State
Sept. 3, 2022	108	Murray State

#### Xavier White (3)

Date	Rec. Yards	Opponent
Oct. 22, 2022	139	West Virginia
Oct. 1, 2022	120	K-State
Aug. 31, 2018	107	Montana State

#### Loic Fouonji (2)

Date	Rec. Yards	Opponent
Sept. 3, 2022	110	Murray State
Dec. 28, 2022	100	Ole Miss

#### Myles Price (1)

Date	Rec. Yards	Opponent
Nov. 13, 2021	175	Iowa State

#### Coy Eakin (1)

Date	Rec. Yards	Opponent
Oct. 14, 2023	102	Kansas State

### CAREER GAMES WITH A RECEIVING TD

Player	'19	'20	'21	'22	'23	Career
Price, Myles	--	1	2	2	5	10
Bradley, Jerard	--	--	--	5	4	9
White, Xavier	1	--	1	3	1	6
Fouonji, Loic	--	1	1	3	1	6
Tharp, Mason	--	--	--	2	2	4
Sparkman, J.J.	--	--	2	1	--	3
Martinez, Nehemiah	--	--	--	2	--	2
Cupp, Baylor	--	--	--	2	1	3
Brooks, Tahj	--	--	--	1	--	1
Boyd, Brady	--	--	--	1	--	1
Teeter, Henry	--	--	--	1	--	1
York, Jaden	--	--	--	--	1	1
Brown, Jordan	--	--	--	--	1	1
McCray, Drae	--	--	8*	9*	1	1

\* indicates seasons at Austin Peay

### CAREER GAMES WITH MULTIPLE RECEIVING TDs

Player	'19	'20	'21	'22	'23	Career
Bradley, Jerard	--	--	--	1	--	1
Fouonji, Loic	--	--	--	1	--	1
Cupp, Baylor	--	--	--	--	1	1

## OFFENSIVE STAT NOTABLES

## 2023 ALL-PURPOSE YARDAGE LEADERS

Player	APP Yards	Opponent
Tahj Brooks	174	Baylor
Tahj Brooks	158	vs Tarleton
Tahj Brooks	155	at West Virginia
Tahj Brooks	142	TCU
Myles Price	133	Baylor
Drae McCray	126	at West Virginia
Tahj Brooks	120	Kansas State

## ON THIS DATE...



## TEXAS TECH 58, OKLAHOMA STATE 0

Date: Nov. 11, 2000

Location: Lubbock, Texas | Attendance: 44,710

**Recap:** Kliff Kingsbury threw three touchdown passes and ran for another to help push Texas Tech to its largest margin of victory, at the time, of a conference opponent. Texas Tech's defense limited the Cowboys to only 330 yards of total offense as the Red Raiders had three non-offensive touchdowns thanks to a blocked field goal return by Lawrence Flugence and pick-sixes by both Antwan Alexander and Kevin Curtis.

## TEXAS TECH ALL-TIME ON NOV. 11

Year	Opponent	Result
2017	vs. Baylor	W, 38-24
2006	at #17 Oklahoma	L, 24-34
2000	Oklahoma State	W, 58-0
1995	TCU	W, 27-6
1989	TCU	W, 37-7
1978	at TCU	W, 27-7
1972	TCU	L, 7-31
1967	at TCU	L, 0-16
1961	Boston College	W, 14-6
1950	Tulsa	L, 7-39
1944	at TCU	L, 0-14
1940	Centenary	W, 26-6
1939	at Centenary	T, 0-0
1938	Gonzaga	W, 7-0
1937	Duquesne	W, 13-0
1935	Arizona	L, 6-7
1933	Simmons	W, 7-0
1932	Baylor	W, 14-2
1931	at Texas Mines (now UTEP)	L, 12-14
1930	Abilene Christian	W, 53-7
1929	Abilene Christian	L, 3-7
1927	at Abilene Christian	L, 3-6
1926	Abilene Christian	W, 28-7
1925	at Abilene Christian	W, 10-7

## MISCELLANEOUS RECORDS

Overall:	14-9-1
at Home:	11-4
On the Road:	2-5-1
Netural Sites	1-0

## NO ONE IS MORE AGGRESSIVE

■ Much has been said about **Joey McGuire's** aggressive approach to fourth downs in his nearly two seasons as the Red Raiders lead the FBS with 82 total fourth-down attempts and 53 total conversions (64.6 percent). Texas Tech is currently 20-of-30 on fourth downs this season after going 33-of-52 during McGuire's debut season in 2022. Baylor is the only other FBS school close to the Red Raiders for total attempts or conversions as the Bears are 44-of-79 on fourth downs since the start of the 2022 season.

■ The Red Raiders currently only trail Boston College (22) for total conversions this season as Texas Tech is second nationally after moving the sticks 20 times on fourth down. USF leads the nation with 36 total fourth-down attempts this season followed by Baylor (32), Boston College (30), Temple (30), Western Michigan (30) and the Red Raiders (30).

■ Texas Tech currently ranks tied for 21st in the FBS and second in the Big 12 with a .667 conversion percentage. The Red Raiders were third in the Big 12 and 16th nationally with a .635 conversion percentage a year ago.

■ Texas Tech has turned fourth down conversions into points in all but two games this season as the Red Raiders are currently plus-45 in the plus/minus scale. The Red Raiders were also plus-42 on that scale through nine games a year ago and plus-45 through 10 games en route to ultimately finishing plus-78 on its fourth-down decisions.

■ Texas Tech was 5-for-8 on fourth down attempts at West Virginia, which is tied for the third-most conversions in a FBS game this season and is tied for the most attempts nationally. The Red Raiders' eight attempts versus the Mountaineers matched their most from a year ago as Texas Tech was 6-for-8 on fourth downs in its win over Texas.

■ In total, the Red Raiders have gone for it on fourth down at least five times in three different games this season and eight times under McGuire. Texas Tech has converted at least one fourth down in 21 of 22 games under McGuire with the lone exception being his debut game versus Murray State in 2022.

■ Texas Tech is 11-6 under McGuire when it was tied or leading the plus/minus scale on its fourth-down decisions with five of those losses coming this season. The only loss from the 2022 season came at Oklahoma State.

## RED RAIDERS ON FOURTH DOWN ATTEMPTS IN 2023

Game	4th Downs	Pts. Gained	Pts. Lost	+/-
Wyoming	2-2	0	0	0
Oregon	1-2	0	3	-3
Tarleton St.	2-2	10	0	+10
West Virginia	5-8	10	3	+7
Houston	1-1	7	0	+7
Baylor	1-2	7	0	+7
Kansas State	3-5	7	0	+7
BYU	3-5	7	0	+7
TCU	2-3	10	7	+3
Kansas	--	--	--	--
UCF	--	--	--	--
Texas	--	--	--	--
<b>2023 Totals</b>	<b>20-30</b>	<b>58</b>	<b>13</b>	<b>+45</b>
<b>2022 Totals</b>	<b>33-52</b>	<b>129</b>	<b>51</b>	<b>+78</b>
<b>2022 thru 9 Games</b>	<b>25-42</b>	<b>93</b>	<b>51</b>	<b>+42</b>
<b>2022 thru 10 Games</b>	<b>26-44</b>	<b>96</b>	<b>51</b>	<b>+45</b>

## NEWS AND NOTES ON THE OFFENSE

■ Texas Tech had scored first in six of nine games this season and 13 of 22 games under **Joey McGuire** after finding the end zone via a nine-yard **Behren Morton** touchdown run midway through the first quarter versus TCU. The touchdown snapped a two-game skid where the Red Raiders did not find the scoreboard first against Kansas State and BYU.

■ Texas Tech is averaging 30.6 points per game this season under offensive coordinator **Zach Kittley**, which, if that pace continues, would mark the 22nd time in the past 23 years that the Red Raiders have averaged at least 30.0 points per game.

■ The Red Raiders led the FBS with 1,155 total plays a year ago after averaging 81.7 offensive plays per game. Texas Tech currently ranks 13th nationally this season and third in the Big 12 with 667 offensive plays this season at a rate of 74.1 plays per game.

■ Texas Tech's 141 career starts among its offensive line entering the 2023 season ranked sixth in the FBS and second in the Big 12, only behind Houston. The Red Raiders also boasted 209 games played among its offensive linemen, a figure that led the Big 12 and ranked 10th in the FBS.

■ Texas Tech has led in time of possession three times this season, all in the last four games at Baylor and BYU and against TCU. The Red Raiders are now 8-3 under **Joey McGuire** in those games.

■ **Jake Strong** became the seventh true freshman in school history to start a game at quarterback against BYU, joining an extensive list that features **Ron Reeves** (1978), **Aaron Keesee** (1984), **Baker Mayfield** (2013), **Davis Webb** (2013), **Patrick Mahomes II** (2014) and **Alan Bowman** (2018). Of that group, Strong was the fifth true freshman to make his first career start against a conference opponent as the Red Raiders are now 4-3 all-time in those games.

■ Since returning from a preseason injury, **Coe Eakin** has shown flashes of why he led the country in receiving yards as a senior at Stephenville High School. The redshirt freshman recorded his first 100-yard game of his career against Kansas State after finishing with five catches for 102 yards and then followed with eight receptions for 78 yards two weeks later in the win over TCU.

■ **Myles Price** leads all Red Raiders in career receptions and receiving yards as he has caught 156 passes for 1,722 yards over the previous three-plus seasons. Price, who has totaled at least 500 receiving yards each of the past two seasons, leads the team with five receiving touchdowns this season, which matches his combined career total entering this season. Price snagged his fifth touchdown grab of the season versus TCU via a 25-yard pass over the middle from **Behren Morton**. He is also the team leader with 38 catches and ranks second with 381 receiving yards this season.

■ Price recorded at least 10 receptions for the second time in his career at Baylor as he received half of Texas Tech's passing targets (26) in the win, finishing with 10 catches for 90 yards. Of that total, 63 yards came after the catch, which marked the most by a Red Raider since **Xavier White** had 82 versus West Virginia a year ago.

■ **Xavier White** is 19 yards shy of 2,500 all-purpose yards for his career as he currently leads the team with 388 receiving yards this season. White has succeeded as both a running back and wide receiver over his Texas Tech career. Now in his final season, White is one of only two Red Raiders since 2000 to record multiple games with at least 100 rushing yards as well as two more 100-yard receiving performances. He joined **Taurean Henderson** on that list. White came close to another 100-yard receiving outing at BYU, finishing with 98 yards through the air on only three catches. The performance included a 72-yard scoring strike midway through the second quarter that marked his first touchdown catch since the West Virginia game in 2022 and the longest reception of his career.

■ **Jerand Bradley**, a preseason All-Big 12 pick, ranks second on the team with 31 receptions and four receiving touchdowns so far this season and third with 332 receiving yards.



THE TONY & JAYLON SHOW

Texas Tech boasts one of the top interior defensive line duos in the country with **Jaylon Hutchings** and **Tony Bradford Jr.**, who have combined to make 89 starts between the two with 315 tackles, 53.0 tackles for loss and 23.0 sacks. Hutchings has made 55-consecutive starts entering the TCU game, which is the second-longest active streak in the FBS only behind Troy defensive back Dell Pettus (56).

Hutchings is on pace for potentially the best season of his career as he owns 7.0 tackles for loss, which is already the most in his career. Hutchings recorded 50 tackles on his own a year ago which led all down-linemen, to go along with 5.5 tackles for loss and 1.5 sacks.

INSIDE THE NUMBERS WITH TONY & JAYLON

Name	GP	GS	TKLS	TFL	Sacks
Tony Bradford Jr.	51	34	130	27.5	12.5
Jaylon Hutchings	59	55	185	25.5	10.5
Totals	110	89	315	53.0	23.0

DEFENSIVE NOTEBOOK

ADD "RB" TO HIS NAME

■ Not many defensive linemen in college football have a carry on their career stat sheet, let alone three. **Jaylon Hutchings** can proudly boast he might be the rare exception, however, as he was used on two offensive snaps during the regular-season finale against Oklahoma a year ago. On the first play, he was targeted on a pass attempt that was out of his reach, but on the very next play, Hutchings rushed the ball for a 1-yard touchdown. He also totaled nine yards on the ground in 2019 as part of two fake punt attempts. Hutchings, a former running back despite his size at Forney High School, was included prior to each of the last two seasons on the annual "Freaks List" column by Bruce Feldman of *The Athletic*.

THE MAYOR

■ Now in his fifth year in Lubbock, **Tony Bradford Jr.** has earned a new nickname by head coach **Joey McGuire**: "The Mayor." The nickname is a result of Bradford's consistent presence in the West Texas community, a distinction that earned him national recognition last season as part of the Allstate AFCA Good Works Team. Bradford became the fourth Red Raider student-athlete all-time to be recognized on the Good Works Team.

■ Bradford is the driving force behind a Texas Tech football program that has committed more than 3,500 hours of community service in the past three years alone, contributing to visits to local elementary and junior high schools, the Ronald McDonald House, the Texas Boys Ranch, South Plains Food Bank, Habitat for Humanity, Burgers and Badges and area children's homes.

■ In addition to his role in the community, Bradford has taken steps to advance his future career in law enforcement by serving as a security guard with the Texas Tech Police Department. Bradford, who lists becoming a police chief as his goal after football, has worked with the police department each of the past four springs to gain valuable knowledge of the profession. During the spring, Bradford will often go from a morning work-out, to a class to potentially riding along with a member of the Texas Tech police department to protect his peers on campus.

■ Bradford was named the "honorary mayor" of Lubbock by actual city of Lubbock Mayor Tray Payne on Dec. 28, 2022, prior to the Red Raiders' victory over Ole Miss in the Texas Bowl. Bradford has since visited City Hall this past offseason in addition to being a regular at community events involving law enforcement agencies.

HOW ABOUT THE RABBIT?

■ **Dadrión Taylor-Demerson** essentially stopped a TCU second-half rally with a pair of key interceptions, giving him three now for the season and nine for his career. It was the first multi-interception game of Taylor-Demerson's career as Texas Tech turned his first interception into a touchdown just before the end of the third quarter and then sealed the win with his final interception on TCU's final drive.

■ Taylor-Demerson has recorded three interceptions now in each of the past three seasons, giving him nine for his career. He needs to pick off one more pass over the final three regular-season games to match **Kevin Curtis** for 10th all-time in Texas Tech career history.

■ Taylor-Demerson leads the secondary and ranks on the team with 33 starts over his career and currently ranks second on the team with 53 total tackles despite missing the majority of the win over Houston.

TEXAS TECH CAREER INTERCEPTION LEADERS

Name (Years)	INTs
8. Ryan Aycok (2000-03)	11
Douglas Coleman III (2016-19)	11
10. Kevin Curtis (1998-01)	10
Dadrión Taylor-Demerson (2019-present)	9

ROBERTS EMERGES AT LINEBACKER

■ **Ben Roberts** has emerged as Texas Tech's top tackler this season as he leads the team with 72 stops. Roberts, who ranks fourth in the Big 12 for tackles per game (8.0), has made 10 or more stops in five of the past eight games since moving into a starting role against Oregon.

■ Among freshmen nationally, Roberts ranks third in the FBS for both total tackles (72) and total tackles per game (8.0). He leads all Big 12 freshmen in both categories as well as all freshmen linebackers nationally.

■ Roberts is on pace to become only the second Red Raider freshman to lead the team in tackles during the Big 12 era, joining current Seattle Seahawks linebacker Jordyn Brooks, who had a team-leading 86 stops in 2016.

FBS FRESHMEN LEADERS IN TOTAL TACKLES

Name (School)	Pos.	Tackles
1. Dillon Thieneman (Purdue)	DB	79
2. Caleb Downs (Alabama)	DB	76
3. Ben Roberts (Texas Tech)	LB	72
4. Javante Mackey (Arkansas State)	LB	69
5. Jalon Kilgore (South Carolina)	DB	67
6. J.J. Roberts (Marshall)	DB	63

DEFENSIVE STAT NOTABLES

CAREER 10+ TACKLE GAMES

Jesiah Pierre (2)

Date	Tackles	Opponent
Sept. 2, 2023	14	Wyoming
Sept. 23, 2023	12	West Virginia

Dadrión Taylor-Demerson (1)

Date	Tackles	Opponent
Sept. 9, 2023	12	Oregon

Ben Roberts (5)

Date	Tackles	Opponent
Sept. 9, 2023	12	Oregon
Sept. 23, 2023	11	West Virginia
Sept. 30, 2023	10	Houston
Oct. 14, 2023	11	Kansas State
Oct. 21, 2023	10	BYU

Tyler Owens (1)

Date	Tackles	Opponent
Sept. 30, 2023	10	Houston

GAME-BY-GAME TACKLE LEADERS

Opponent	Tackles	Player
Wyoming	14	Jesiah Pierre
Oregon	12	Taylor-Demerson/Roberts
Tarleton State	6	C.J. Baskerville/Ty Kana
West Virginia	12	Jesiah Pierre
Houston	10	Owens/Roberts
Baylor	7	Ben Roberts
Kansas State	11	Ben Roberts
BYU	10	Ben Roberts
TCU	9	C.J. Baskerville
Kansas		
UCF		
Texas		

NEXT WEEKEND'S OPPONENT



Date/Time/TV	Nov. 18 / TBD / TBD
Location	Jones AT&T Stadium
Series Record	First Meeting
Series in Lubbock	First Meeting

SERIES NOTES

■ This will be the first all-time meeting between Texas Tech and UCF as the Knights become the second first-time opponent for the Red Raiders this season, joining Tarleton State.

■ The Red Raiders are 4-9 all-time against schools from the state of Florida as this will be the first matchup versus a school from the Sunshine State since Texas Tech downed Florida International, 54-21, in 2021.

■ The matchup will place two of the top high school coaches in their respective stats against each other in **Joey McGuire** and UCF's **Gus Malzahn**. McGuire enjoyed a successful 14-year tenure leading Cedar Hill High School in the Dallas-Fort Worth metroplex, leading the Longhorns to three state titles. Malzahn, meanwhile, also won three state titles in his home state of Arkansas over similarly 14 seasons.



## TEXAS TECH BOWL HISTORY

Texas Tech is looking to make its 40th postseason bowl appearance this season, which ranks among the top-25 programs all-time in bowl games played. The Red Raiders rank tied for third among current Big 12 Conference programs in bowl appearances.

SCHOOL	APPEARANCES
1. Alabama	70
2. Texas	58
Georgia	58
4. USC	56
Oklahoma	56
6. Tennessee	55
7. Nebraska	53
LSU	53
Ohio State	53
10. Penn State	52
11. Michigan	50
12. Florida	49
13. Florida State	47
13. Georgia Tech	46
Auburn	46
16. Arkansas	44
Clemson	44
18. Miami (Fla.)	43
Texas A&M	43
20. Washington	41
21. Texas Tech	40
Mississippi	40
West Virginia	40
BYU	40
25. Notre Dame	39

## MILESTONE VICTORIES

Texas Tech entered the 2023 season with 590 victories in its 98 complete seasons of football.

NO.	DATE	SCORE	OPPONENT	PLACE
1	Oct. 17, 1925	30-0	Montezuma	Lubbock
50	Sept. 29, 1934	24-7	McMurry	Lubbock
100	Oct. 3, 1941	16-6	Oklahoma A&M	Stillwater
150	Nov. 26, 1949	23-13	Hardin-Simmons	Lubbock
200	Sept. 17, 1960	38-14	West Texas State	Lubbock
250	Oct. 10, 1970	21-7	Texas A&M	College Station
300	Sept. 10, 1977	17-7	Baylor	Waco
350	Nov. 7, 1987	36-35	TCU	Lubbock
400	Dec. 27, 1995	55-41	Air Force	Tucson, Ariz.
450	Aug. 30, 2003	58-10	SMU	Lubbock
500	Nov. 1, 2008	39-33	No. 1 Texas	Lubbock
550	Nov. 14, 2015	59-44	Kansas State	Lubbock

## THE BRAND ON TEXASTECH+

The Brand is more than just a saying. It's a lifestyle. See how it played out for Joey McGuire and his program throughout preseason camp through The Brand: Season Two, airing now on TexasTech+, the official digital platform of Texas Tech Athletics. The new platform is available on AppleTV, Roku and any Amazon platform and features behind-the-scenes content from the Red Raiders and every Texas Tech program.

**TEXASTECH+**

## OLB ROOM A SPECIALTY OF DERUYTER

■ After losing a top-10 draft pick in **Tyree Wilson**, Texas Tech has relied on the tandem of **Myles Cole** and **Steve Linton** to pair on the outside of interior defensive linemen **Tony Bradford Jr.** and **Jaylon Hutchings**. Cole resembles Wilson in size, measuring 6-6, 285 pounds with a wingspan at 86 inches, which is slightly longer than Wilson's impressive numbers from the NFL Combine (35 5/8-inch arm measurement). Cole can also bend and move around tackles as the Texas Tech strength staff clocked him with a max speed of 20.3 mph this past summer.

■ Cole and Linton have started to play to what many projected of them prior to the season in recent weeks as Linton recorded a career-high 3.0 sacks at Baylor, knocking the ball loose on two of those. Cole, meanwhile, accounted for all 3.0 of Texas Tech's tackles for loss at BYU, which included a sack, giving him a team-leading 3.5 this season. Cole is second on the team with 6.0 tackles for loss this season as part of 25 tackles. He is trailed by Linton with 4.5 stops behind the line of scrimmage.

■ Wilson, who was selected seventh overall by the Las Vegas Raiders, became the third rush end type player to be selected within the first 10 picks of the NFL Draft during defensive coordinator **Tim DeRuyter's** career. DeRuyter has coached 17 NFL Draft selections during his career now, which includes a pair of other defensive ends/edge linebackers like Wilson who were selected in the first round such as **Kayvon Thibodeaux** at Oregon and **Von Miller** at Texas A&M.

## MAJOR SIZE IN THE SECONDARY

■ It's really hard not to like the size Texas Tech has in the secondary this season in 6-3 corners **Malik Dunlap** and **Rayshad Williams** as well as two rangy safeties in **C.J. Baskerville** and **Tyler Owens**. Baskerville also measures at 6-3 in height, while Owens is 6-2, giving Texas Tech what has to be one of the tallest secondaries in college football.

■ Dunlap shares the team high with three interceptions so far this season as he picked off two passes versus Tarleton State, returning the first 52 yards for Texas Tech's opening touchdown, and added another at West Virginia. Dunlap became the first Red Raider, at the time, to intercept two passes in a game since **Douglas Coleman III** did so at Arizona in 2019. He is the first Red Raider to combine for three interceptions over a two-game span since Coleman had the same total versus Oklahoma State and Baylor in 2019.

■ Owens ranked 29th on the annual Freaks List compiled by *The Athletic's* Bruce Feldman due to his overall athleticism with a vertical jump over 40 inches and a clocked running speed at more than 23 miles per hour in a game. Owens moved to the Star position against TCU where he made his first-career solo tackle for loss. He's made 33 tackles this season to go along with two pass breakups.

■ **Bralyn Lux** has been the biggest addition to the secondary this season as the Fresno State transfer leads the team with five pass breakups. He easily snapped his season high for tackles against TCU with seven stops, two shy of his career high set while he was with the Bulldogs.

■ Owens move to the Star position pushed Baskerville to boundary safety where he matched his career high with nine tackles against TCU. After two seasons at San Diego State, Baskerville is already in the midst of his best collegiate season as he has 46 tackles in seven games, including 3.5 for a loss. He has already surpassed his career high for tackles in a season, which came in 2021 while with the Aztecs. His 3.5 tackles for loss are one more than his combined career total with the Aztecs.

## NEWS AND NOTES ON THE DEFENSE

■ Texas Tech is allowing 25.7 points per game through the first nine contests, marking its lowest average at the same point in a season since 2013. If the season ended today, that average would rank as Texas Tech's lowest since 2009 when the Red Raiders gave up only 22.6 points per game. The strong start continues its improvements under second-year coordinator **Tim DeRuyter**, who helped guide the Red Raiders to only allowing 29.2 points per game in 2022, their lowest average in more than a decade.

■ Big 12 opponents are averaging only 10.3 points per game in the second half this season. The majority of points surrendered by the Red Raiders over the final 30 minutes have come in only three games as Baylor had 11 second-half points, while Kansas State and TCU both scored 21 points.

■ In total, the Red Raiders are only giving up 25.8 points per game during Big 12 play, a drastic improvement on previous seasons as Texas Tech has not allowed less than 30.0 points per game to league foes since posting a 22.6 average in 2009.

■ TCU scored on its opening drive of the second half, which was the first time a Texas Tech opponent returned from the break to find the end zone since the season opener at Wyoming. The 10-play, 93-yard drive was the longest by yards allowed by the Red Raiders this season.

■ Texas Tech has eliminated explosive running plays this season with only three attempts going at least 20 yards. The Red Raiders are one of nine schools nationally and one of only two Big 12 programs (Iowa State) to allow three or less rushing attempts of 20 or more yards this season.

■ The Red Raiders limited TCU to only 87 rushing yards in the win, marking the fifth time under **Joey McGuire** and **Tim DeRuyter** where an opponent has been held to less than 100 rushing yards. Texas Tech is a perfect 5-0 in those games during their respective tenures.

■ Baylor previously totaled only 17 rushing yards on 30 attempts, which marked the second-fewest rushing yards by a Big 12 opponent all-time for the Red Raiders and their fewest since limiting Kansas to only 11 yards on the ground in 1997.

■ The Red Raiders are surrendering 139.3 rushing yards per game thus far during Big 12 play, which ranks third in the conference behind only Texas (87.8) and Iowa State (121.5). Texas Tech is also fourth for total defense in league play as opponents have only averaging 373.0 yards per game.

■ **Jacob Rodriguez** returned to the field against TCU, setting a career-high for tackles in the process with six stops in the win. Rodriguez had previously missed the previous seven games with a leg injury suffered in the season opener at Wyoming.

■ **Tony Bradford Jr.** is coming off easily his best performance of the season with seven stops against TCU. It marked his most tackles in a game since he set a career-high with eight stops at Iowa State midway through the 2020 season.

■ **Bryce Ramirez** returned to the starting rotation at BYU for the first time since his catastrophic leg injury a year ago at N.C. State. He easily broke his career high with seven tackles versus the Cougars, which matched his career total heading into this season.

■ **Jesiah Pierre** ranks second on the team with 52 tackles despite missing the entire Houston game and being limited at BYU. Pierre, who moved from an outside linebacker to the inside this offseason, set a new career-high with 14 stops in the season opener versus Wyoming and then added his second career game with 10 or more stops with 12 at West Virginia.

■ Texas Tech's red-zone stats can be deceiving again this season as opponents have put up points in 29-of-32 appearances inside the 20-yard line. Nine of those occurrences, though, have been the result of a field goal, which ranks tied for fifth in the Big 12.

## AMONG THE BEST PUNTERS IN HISTORY

Already a fixture in the Big 12 and Texas Tech record books, **Austin McNamara** is on pace to wrap his Red Raider career by placing his name among the all-time NCAA FBS leaders for punting. McNamara's current 46.09 career punting average ranks sixth all-time in FBS history among punters with 150-249 career attempts. His average would snap the FBS record for punters with at least 250 career attempts. McNamara needs 23 more punts to qualify for that list. McNamara currently ranks sixth in the FBS after averaging 47.7 yards per punt this season.

### NCAA PUNTING AVERAGE ALL-TIME LEADERS (150-249 CAREER PUNTS)

1. Ryan Stonehouse (Colorado State, 2017-21)	47.77
...	
5. Drew Kaser (Texas A&M, 2011-15)	46.20
6. Austin McNamara (Texas Tech, 2019-present)	46.09
7. Bryce Baringer (Michigan State, 2018-22)	46.00
8. Max Duffy (Kentucky, 2018-20)	45.96
9. Trevor Daniel (Tennessee, 2015-17)	45.93



## SPECIAL TEAMS NOTEBOOK

### WHERE MCNAMARA RANKS IN 2023

- An all-around punter who can punt for distance and accuracy, McNamara is the **only** FBS punter to rank in the top 10 for punting average nationally, to have his team rank in the top 10 for net punting average and also rank in the top 10 in *Pro Football Focus*' hang time average.
- McNamara currently ranks sixth in the FBS and second in the Big 12 Conference with a 47.7 yards per punt average. It is currently the second-highest average of McNamara's illustrious career and is on pace to rank second in both the Texas Tech and Big 12 single-season record books. McNamara already owns both records with a 48.2 punting average as a junior in 2021.
- Texas Tech currently ranks fifth in the FBS and leads the Big 12 with a 43.7 net punting average this season.
- Of the punters currently ranked in the top 10 of the FBS for punting average, McNamara is tied with Alabama's James Burnip for allowing the fewest punt returns so far this season. Outside one punt that was returned for 20 yards, opponents are averaging only 3.3 yards per return over the other six returns against the Red Raiders this season.
- McNamara currently ranks second among active FBS punters (with at least 150 career punts) with a 46.1 career punting average. He trails only Ryan Rehkow of BYU (47.3), who has 67 fewer punts than McNamara over his career and also benefits from playing at a much-higher elevation in Provo, Utah (4,657) than at Texas Tech (3,215).
- Of his 15 punts downed inside the 20 this season, 13 of those have resulted in opposing drives starting at the 12-yard line or deeper.
- According to *Pro Football Focus*, McNamara currently ranks tied for third in the FBS for punt hang time among those with at least 10 attempts this season as he's averaging 4.28 seconds per attempt. That average moves into second nationally among punters with at least 30 attempts on the year. McNamara is one of only three punters currently in the top 10 in the FBS for punting average this season to also rank in the top 10 for PFF's hang-time average.
- *Pro Football Focus* currently ranks McNamara third in the FBS among punters with an overall grade of 87.7 for the season.
- Keep in mind McNamara plays for one of the most-aggressive head coaches in college football when it pertains to fourth downs. Under **Joey McGuire**, Texas Tech leads the FBS lead with 82 fourth-down attempts since 2022 alone. The Red Raiders rank tied for third in the FBS for fourth-down attempts this season with 30 through nine games.

### MORE RECORD BOOK TALK...

- McNamara could potentially match an NCAA FBS record over the final month of the season as he will need to punt at least four times for a 40.0 yard average in each of the final three contests to match the NCAA record for most career games with a 40.0 average (minimum of four punts each game). McNamara, who has done so 34 times now in his career, is looking to match the FBS record of 37 career games that was set by Shane Lechler of Texas A&M from 1996-99 and Ryan Plackemeier of Wake Forest from 2002-05.
- McNamara is already a fixture as one of the top punters in history as he is the Texas Tech and Big 12 record holder for single-season punting average (48.2 in 2021) and longest punt (87). Following the 2022 campaign, McNamara had four of the top eight single-season averages in program history.
- McNamara booted 42 punts for 2,023 yards in 2021 to smash the previous Texas Tech single-season record of 46.8 that was set by **Mark Bounds** in 1991. He is on pace once again to possibly break that record again with his 47.7 average through nine games.
- The Arizona native will look to cement his name as the top punter in conference history as he is on pace to snap the Big 12 career record of 45.9 yards per punt that was set by Oklahoma State's Quinn Sharp from 2009-12. McNamara, who is averaging 46.1 yards per punt, himself, over the last four-plus seasons, is also on pace to easily shatter the Texas Tech career record of 43.7 yards an attempt that was set by **Taylor Symmank** following the 2015 campaign.
- By bombing eight punts of at least 50 yards in a single game, McNamara set a new single-game FBS record on Nov. 20, 2021 against Oklahoma State. The performance broke the previous FBS record of seven that was set by Colorado's Mark Mariscal in a 2002 home game against Southern California.
- McNamara set social media on fire in 2020 with his booming 87-yard punt against West Virginia, which marked the longest by an FBS kicker since 2017 and the longest in Texas Tech and Big 12 history. McNamara broke the Texas Tech single-game record for the longest punt which was previously set by **R.W. Moyers** in 1945 against West Texas State.

### MCNAMARA vs. RAY GUY WINNERS

- Below are several facts pertaining to McNamara compared to previous winners of the prestigious Ray Guy Award.
- In its 23 years of existence, the Ray Guy Award has never presented its trophy to a winner who did not average at least 44.0 yards per punt that season. McNamara has compiled at least a 44.3 average in all five seasons as a Red Raider and is averaging 46.1 yards per attempt over his career, which is higher than seven previous winner's single-season total.

## THE MCNAMARA RECORD BOOK

### TEXAS TECH SINGLE-GAME LONGEST PUNTS

1. Austin McNamara vs. West Virginia (2020)	87
2. R.W. Moyers vs. West Texas State (1945)	85
3. David Kuykendall vs. Arkansas (1975)	79
4. Buddy Hill vs. Tulsa (1954)	78
Ken Vinyard vs. Kansas (1966)	78
Johnny Odom vs. Boston College (1971)	78
Mark Bounds vs. Texas (1991)	78
8. Robert King vs. Rice (1992)	77
Robert King vs. Texas A&M (1993)	77
10. Johnny Odom vs. SMU (1970)	76
11. Johnny Odom vs. Texas (1970)	75
Maury Buford vs. Texas A&M (1978)	75
Robert King vs. Wyoming (1992)	75

### TEXAS TECH SINGLE-SEASON AVERAGE LEADERS

1. Austin McNamara (2021)	48.2
2. Mark Bounds (1991)	46.8
3. Austin McNamara (2020)	46.3
4. Taylor Symmank (2015)	46.0
5. Alex Reyes (2006)	45.2
6. Austin McNamara (2019)	45.0
7. Maury Buford (1981)	44.8
8. Austin McNamara (2022)	44.3
9. Maury Buford (1978)	44.1
10. Ryan Erxleben (2013)	43.0
Alex Reyes (2003)	43.0

### TEXAS TECH CAREER AVERAGE LEADERS

- Austin McNamara (2019-Present)	46.1
1. Taylor Symmank (2012-15)	43.7
2. Alex Reyes (2003-06)	43.3
3. Maury Buford (1978-81)	43.2
4. Robert King (1992-93)	42.6
5. Ryan Erxleben (2009, 2011-13)	41.9

### BIG 12 CONFERENCE SINGLE-GAME LONGEST PUNTS

1. Austin McNamara vs. West Virginia (2020)	87
2. Michael Turk (OU) vs. Texas (2021)	85
Tress Way (OU) vs. Utah State (2010)	85
4. Sam Koch (Neb) vs. Pittsburgh (2005)	84
5. Curtis Ansel (KU) vs. Baylor (2002)	83

### BIG 12 CAREER AVERAGE LEADERS (min. 100 punts, 2 seasons)

1. Austin McNamara (2019-Present)	46.1
2. Quinn Sharp (Oklahoma State, 2009-12)	45.9
3. Michael Dickson (Texas, 2015-17)	45.3
4. Daniel Sepulveda (Baylor, 2003-06)	45.2
5. John Torp (Colorado, 2002-05)	44.9
6. Shane Lechler (Texas A&M, 1996-99)	44.7
7. Justin Brantly (Texas A&M, 2005-08)	44.4
8. Trevor Pardula (Kansas, 2013-14)	44.0
Tress Way (Oklahoma, 2009-12)	44.0
10. Nick O'Toole (West Virginia, 2013-15)	43.9

### BIG 12 SINGLE-SEASON AVERAGE LEADERS (min. 40 punts)

- Austin McNamara (2023)	47.7
1. Austin McNamara (2021)	48.2
2. Mark Mariscal (Colorado, 2002)	47.6
3. Michael Dickson (Texas, 2017)	47.4
Michael Dickson (Texas, 2016)	47.4
5. Shane Lechler (Texas A&M, 1997)	46.9
6. Cameron Dicker (Texas, 2021)	46.7

## THE GAME IS NEVER OVER HERE

The victories over Texas and Oklahoma a year ago marked the 24th and 25th times since 2000 that the Red Raiders overcame a double-digit deficit to win. Below is a listing of Texas Tech's come-from-behind wins during that span:

DATE	OPPONENT	DEFICIT	RESULT
Dec. 29, 2006	vs. Minnesota*	31	W, 44-41 (OT)
Sept. 25, 2004	Kansas	25	W, 31-30
Sept. 18, 2004	TCU	21	W, 70-35
Oct. 1, 2011	at Kansas	20	W, 45-34
Nov. 26, 2022	Oklahoma	18	W, 51-48 (OT)
Oct. 5, 2002	at #23 Texas A&M	18	W, 48-47 (OT)
Nov. 18, 2006	Oklahoma State	17	W, 30-24
Sept. 24, 2022	#22 Texas	14	W, 37-34 (OT)
Sept. 4, 2021	vs. Houston	14	W, 38-21
Nov. 14, 2020	Baylor	14	W, 24-23
Sept. 24, 2011	Nevada	14	W, 35-34
Nov. 6, 2010	at #14 Missouri	14	W, 27-17
Nov. 29, 2008	Baylor	14	W, 35-28
Jan. 1, 2008	vs. Virginia	14	W, 31-28
Sept. 8, 2007	UTEP	14	W, 45-31
Nov. 1, 2003	Colorado	14	W, 26-21
Nov. 16, 2002	#3 Texas	14	W, 42-38
Oct. 19, 2013	at West Virginia	11	W, 37-27
Nov. 24, 2017	at Texas	10	W, 27-23
Nov. 22, 2014	at Iowa State	10	W, 34-31
Oct. 5, 2013	at Kansas	10	W, 54-16
Oct. 20, 2012	at #21 TCU	10	W, 56-56 (3OT)
Sept. 3, 2011	Texas State	10	W, 50-10
Oct. 23, 2010	at Colorado	10	W, 27-24
Nov. 21, 2009	vs. Baylor	10	W, 20-13

\* indicates largest come-from-behind win in FBS bowl history.

## ALL-TIME OVERTIME GAMES

Texas Tech is 9-8 all-time in overtime games since the NCAA began allowing games to go past regulation in 1996. Below is a listing of Texas Tech's all-time results in overtime:

DATE	OPPONENT	RESULT
Sept. 2, 2023	at Wyoming	L, 33-35 (OT)
Nov. 26, 2022	Oklahoma	W, 51-48 (OT)
Sept. 24, 2022	#22 Texas	W, 37-34 (OT)
Sept. 10, 2022	#25 Houston	W, 33-30 (OT)
Sept. 26, 2020	#8 Texas	L, 56-63 (OT)
Oct. 12, 2019	at #22 Baylor	L, 30-33 (OT)
Nov. 4, 2017	Kansas State	L, 35-42 (OT)
Oct. 29, 2016	at TCU	W, 27-24 (OT)
Nov. 24, 2012	vs. Baylor	L, 45-52 (OT)
Nov. 10, 2012	Kansas	W, 41-34 (OT)
Oct. 20, 2012	at #21 TCU	W, 56-53 (3OT)
Oct. 11, 2008	Nebraska	W, 37-31 (OT)
Dec. 29, 2006	vs. Minnesota	W, 44-41 (OT)
Sept. 9, 2006	at UTEP	W, 38-35 (OT)
Nov. 13, 2004	at #22 Texas A&M	L, 25-32 (OT)
Oct. 5, 2002	at #23 Texas A&M	W, 48-47 (OT)
Sept. 21, 2002	#16 N.C. State	L, 48-51 (OT)
Oct. 6, 2001	Kansas	L, 31-34 (2OT)

■ McNamara's current 47.7 yards per punt average places him squarely in contention for the Ray Guy Award as it is higher than 12 previous winners. McNamara previously averaged a school and Big 12 record 48.2 yards per punt as a junior in 2021, which would rank third all-time among previous Ray Guy Award winners.

■ According to the NCAA FBS record book, McNamara's current career average of 46.09 yards per punt is higher than all 20 previous winners of the Ray Guy Award. Max Duffy, the 2019 winner of the award, totaled a 45.96 average over his three seasons at Kentucky to rank just behind McNamara.

■ McNamara's longest career punt of 87 yards is longer than any other previous winner of the Ray Guy Award. In fact, only four other previous winners had a punt go at least 80 yards in the year he won the award.

### MCNAMARA COMPARED TO PREVIOUS RAY GUY WINNERS

Name (Year)	School	Avg.	LG	50+	I20
<b>Austin McNamara (Career)</b>	<b>Texas Tech</b>	<b>46.1</b>	<b>87</b>	<b>80</b>	<b>78</b>
<b>Austin McNamara (2023)</b>	<b>Texas Tech</b>	<b>47.7</b>	<b>59</b>	<b>16</b>	<b>15</b>
Adam Korsak (2022)	Rutgers	44.0	77	14	32
Matt Araiza (2021)	SDSU	51.2	86	39	37
Pressley Harvin III (2020)	Georgia Tech	48.0	70	22	18
Max Duffy (2019)	Kentucky	48.1	70	22	24
Braden Mann (2018)	Texas A&M	51.0	82	28	19
Michael Dixon (2017)	Texas	47.4	76	36	42
Mitch Wishnowsky (2016)	Utah	47.7	66	30	34
Tom Hackett (2015)	Utah	48.0	76	23	28
Tom Hackett (2014)	Utah	46.7	70	25	36
Tom Hornsey (2013)	Memphis	45.2	79	18	29
Ryan Allen (2012)	LA Tech	48.0	85	21	20
Ryan Allen (2011)	LA Tech	46.1	72	29	39
Chas Henry (2010)	Florida	45.1	75	16	18
Drew Butler (2009)	Georgia	48.1	75	--	19
Matt Fodge (2008)	Oklahoma St.	44.1	71	6	17
Durant Brooks (2007)	Georgia Tech	45.1	77	21	33
Daniel Sepulveda (2006)	Baylor	46.5	78	25	26
Ryan Plackemeier (2005)	Wake Forest	47.2	82	--	20
Daniel Sepulveda (2004)	Baylor	46.0	69	24	--
B.J. Sander (2003)	Ohio State	43.3	68	--	16
Mark Mariscal (2002)	Colorado	48.2	68	29	16
Travis Dorsch (2001)	Purdue	48.1	79	--	--
Kevin Stemke (2000)	Wisconsin	44.5	72	--	22

### GARCIA INKS HIS NAME IN RECORD BOOK

■ Gino Garcia is 10-for-14 on field goal attempts this season as he has made each of his last eight attempts entering this weekend. Garcia, who arrived at Texas Tech prior to the 2022 season following three seasons at Houston Baptist (now known as Houston Christian), is a perfect 5-for-5 from inside 39 yards as all four of his misses have come from 40 yards or longer this season.

■ Garcia connected on both of his attempts against TCU, finding the uprights from 27 yards and 55 yards out in the

second quarter. His 55-yarder marked the longest of his Tech career and matched the third-longest successful attempt by a Red Raider in program history. He joined **Jonathan Garibay (2021)** and **Jaret Greaser (1996)** as the only Red Raiders in the Big 12 era to connect from 55 yards or longer in a game.

■ For his career, Garcia is 42-for-60 on field goal attempts over his career. He has connected from 48 yards or longer eight times now in his career, including a career-long 59-yarder at Houston Baptist in 2021 and a 54-yarder for the Red Raiders earlier this season at Wyoming.

### NEWS & NOTES ON SPECIAL TEAMS

■ In addition to Garcia, Texas Tech tabbed **Reese Burkhardt**, a transfer from UAB, to handle kickoff duties. Burkhardt, known for a strong leg, has sailed 34 of his 52 kickoff attempts for touchbacks thus far this season (65.3 percent). When opponents do decide to return a kick, Texas Tech is only surrendering 17.2 yards a return, which ranks 29th nationally and leads the Big 12.

■ Texas Tech has blocked six kicks now under head coach **Joey McGuire** and special teams coordinator **Kenny Perry**. Four of those blocks came in 2022 as the Red Raiders ranked tied for 10th in the FBS. The four blocks matched the most in a season for the Red Raiders during the Big 12 era with the 2000 and 2020 squads, respectively.

■ **Loic Fouonji's** blocked punt for a TD versus Houston marked his second special teams score in a six-game span with the other being his kick return against Ole Miss in the Texas Bowl.

■ Perry's special teams units have ranked among the nation's best through the first two-thirds of the season as the Red Raiders rank fourth in the FBS for punt return average (22.56), fifth for net punting (43.7), 10th for kickoff return average (26.0) and 13th for blocked kicks (2).

■ As part of its successful team rankings, Texas Tech boasts two of the nation's top returners in **Drae McCray**, who leads the Big 12 and is 10th in the FBS for kickoff return average (26.6), as well as **Myles Price**, who is averaging 21.8 yards per punt return. That average would rank third nationally if Price met the NCAA minimum of 1.0 punt returns per game. He currently averages exactly 1.0 punt returns per contest.

■ Price has returned five of his nine punts at least 20 yards this season, which ranks tied for fourth in the FBS. McCray, meanwhile, has four kick returns of at least 30 yards, which ranks tied for eighth nationally.

### THE CASE FOR "KP"

■ **Kenny Perry** has made an argument for one of the top performances by an assistant coach in the country thus far this season as he boasts one of the nation's top punters in **Austin McNamara** as well as four units that rank in the top 10 nationally in statistical categories. That's not even including his work as Texas Tech's running backs coach where **Tahj Brooks** is off to an impressive start, ranking seventh in the FBS in rushing yards per game entering this week.

### A LOOK CLOSER AT THE FBS PUNTING LEADERS (2023)

Name	Year	School	Att.	Yards	Avg.	Long	TB	FC	50+	I20	HT (PFF Rank)	Career Avg.
James Ferguson-Reynolds	So.	Boise State	38	1,893	49.8	71	6	3	20	16	3.49 (T-136th)	44.8
Matt Hayball	Sr.	Vanderbilt	43	2,089	48.6	71	3	13	17	15	4.01 (29th)	45.3
Ryan Rehkow	Jr.	BYU	52	2,517	48.4	70	3	11	25	18	4.06 (T-20th)	47.3
Max Fletcher	So.	Arkansas	42	2,032	48.4	70	3	11	20	13	4.15 (T-11th)	43.2
James Burnip	Jr.	Alabama	37	1,785	48.2	67	6	11	16	14	4.41 (1st)	42.8
Austin McNamara	Sr.	Texas Tech	35	1,670	47.7	59	5	17	16	15	4.28 (T-3rd)	46.1
Porter Wilson	Sr.	Duke	38	1,808	47.6	70	3	14	18	16	4.07 (T-16th)	44.4
Tory Taylor	Sr.	Iowa	60	2,853	47.6	62	3	19	23	23	3.99 (T-33rd)	45.9
James Evans	Jr.	Indiana	42	1,963	46.7	70	6	12	18	11	3.95 (T-44th)	43.9
Jack Stonehouse	So.	Syracuse	44	2,048	46.5	60	4	17	16	13	4.16 (10th)	44.4

**Note:** HT stands for "Hang Time." The PFF ranking associated what that time is among punters with at least 10 attempts.



INDIVIDUAL HONORS

TONY BRADFORD JR. (DL)

- Wuerffel Trophy Watch List
- 2022 Allstate AFCA Good Works Team Member
- Jason Witten Collegiate Man of the Year Semifinalist (Oct. 18)

JERAND BRADLEY (WR)

- All Big 12 Preseason Team (Media)
- Biletnikoff Award Watch List
- Earl Campbell Tyler Rose Award Watch List

TAHJ BROOKS (RB)

- Doak Walker Award Watch List
- Earl Campbell Tyler Rose Award Watch List
- Reese's Senior Bowl Watch List
- Doak Walker Award Running Back of the Week Honorable Mention (Oct. 10)
- Dave Campbell Mid-Season All-Texas College Football Team (Oct. 13)

MYLES COLE (OLB)

- Reese's Senior Bowl Watch List
- East-West Shrine Bowl Game Invitee (Nov. 7)

BAYLOR CUPP (TE)

- Reese's Senior Bowl Watch List
- Earl Campbell Award Honorable Mention POW (Oct. 10)

MALIK DUNLAP (DB)

- Dave Campbell Mid-Season All-Texas College Football Team (Oct. 13)

LOIC FOUONJI (WR)

- Big 12 Special Teams Player of the Week (Oct. 3)

JAYLON HUTCHINGS (DL)

- All-Big 12 Preseason Team (Media)
- Bednarik Award Watch List
- Bronko Nagurski Trophy Watch List
- Lombardi Trophy Watch List
- Outland Trophy Watch List
- Reese's Senior Bowl Watch List
- Lombardi Award™ Midseason Watchlist (Oct. 17)

STEVE LINTON (OLB)

- Reese's Senior Bowl Watch List
- Reese's Senior Bowl Defensive Player of the Week (Oct. 9)
- Shrine Bowl Texas Star of the Week (Oct. 10)
- East-West Shrine Bowl Game Invitee (Nov. 7)

AUSTIN MCNAMARA (P)

- Ray Guy Award Watch List
- Ray Guy Award National Punter of the Week (Oct. 10)
- Dave Campbell Mid-Season All-Texas College Football Team (Oct. 13)

BEHREN MORTON (QB)

- Earl Campbell Award Honorable Mention POW (Oct. 10)

TYLER OWENS (DB)

- Reese's Senior Bowl Watch List

MYLES PRICE (WR)

- Reese's Senior Bowl Watch List

BRYCE RAMIREZ (OLB)

- Comeback Player of the Year Watch List

CALEB ROGERS (OL)

- Reese's Senior Bowl Watch List

TYLER SHOUGH (QB)

- Earl Campbell Tyler Rose Award Watch List
- Maxwell Award Watch List
- Reese's Senior Bowl Watch List

COLE SPENCER (OL)

- Comeback Player of the Year Watch List

RUSTY STAATS (OL)

- Rimington Trophy Watch List
- Reese's Senior Bowl Watch List

DADRION TAYLOR-DEMERSON (DB)

- Reese's Senior Bowl Watch List
- Shrine Bowl Breakout Defensive Player of the Week (Nov. 6)
- East-West Shrine Bowl Game Invitee (Nov. 7)

UNIFORM TRACKER



Over the past decade, Texas Tech has been among the most innovative teams in the country related to team uniforms. Here's a look at Texas Tech's record in various uniform combinations:

Helmet-Jersey-Pants	Record
Black-Black-Black	14-13
Black-White-Black	13-12
Black-Red-Black	16-3
White-White-White	11-7
Black-Red-White	4-0
Black-Black-White	4-4
Black-Red-Red	5-1
Black-White-White	1-5
Black-Gray-Black	1-0
Black-Black-Grey	1-0
Gray-Gray-Gray	1-0
Black-Black-Red	0-1
Black-White-Red	1-4
White-White-Red	0-2
White-White-Black	1-0
White-Black-White	2-2
White-Red-White	1-0
White-Red-Red	1-2
Gray-White-Gray	1-3
Red-Red-White	1-0
Red-White-White	1-1
Red-White-Red	1-4
Red-Red-Red	1-2
Red-White-Black	1-3
Red-Red-Black	0-1
Red-Black-White	0-1
Red-Black-Black	1-0
Black-White-Gray	0-1
Wounded Warrior (2010)	1-0
Wounded Warrior (2011)	0-1
Lone Star Pride (2012)	0-1
Lone Survivor (2013)	0-1
Lone Star Pride (2013)	0-1
Throwbacks - Black (2014)	0-1
White Ombre' (2014)	0-1
Lone Star Pride (2014)	0-1
Black Ombre' (2014)	0-1
Throwbacks - White (2015)	2-0
Throwbacks - Red (2017)	1-2
Throwbacks - White (2018-19)	1-1
Throwbacks - Black-Red-White (2020)	0-1
Throwbacks - Black-Black-Gray (2021)	0-1
Throwbacks - Black-White-Black (2022)	0-1
Throwbacks - Black-Black-Black (2022)	0-1
Throwbacks - Black-White-Red (2022)	0-1
Throwbacks - Black-Red-White (2023)	1-0

2023 UNIFORM TRACKER

@Wyoming	Black-White-White, L
Oregon	White-Red-Red, L
Tarleton	Throwbacks - Black-Red-White, W
@West Virginia	Red-White-Red, L
Houston	Black-Red-Black, W
@Baylor	Black-White-Red, W
Kansas State	Black-Black-Black, L
@BYU	Black-White-Black, L
TCU	Black-Red-Black, W
@Kansas	White-White-White, -
UCF	
@Texas	

BRYCE RAMIREZ IS BACK

You'd be hard pressed to find a more inspiring story in college football this season than **Bryce Ramirez**. A former walk-on, Ramirez rejoined the team as a full participant to start preseason camp and played a significant role at Wyoming, an impressive feat after suffering a compound leg fracture in the third week of the 2022 season at N.C. State. The injury forced Ramirez to remain in Raleigh for several days to recover from multiple surgeries before he was allowed to return to Lubbock. Ramirez was making his first career start against the Wolfpack and had just recorded a key third-down tackle to end an N.C. State drive earlier in the first quarter.

Since then, Ramirez has been diligent in his recovery, spending countless hours with the Texas Tech medical staff in order to return to the field. A candidate for the Comeback Player of the Year Award, Joey McGuire announced in June that Ramirez had been selected to wear the coveted No. 3 jersey intended for the player who best resembles the traits of The Brand (the toughest, hardest-working, most-competitive team in the country).



**WATCH:** Follow Ramirez' recovery through Red Raider Life, airing exclusively on **TexasTech+**.

## QUICK FACTS

## TEXAS TECH UNIVERSITY

Founded	1923
Enrollment	40,322
Nickname	Red Raiders
Chancellor	Dr. Tedd Mitchell
President	Dr. Lawrence Schovanec
Director of Athletics	Kirby Hocutt
Official Mascot	Masked Rider (horse and rider)
Unofficial Mascot	Raider Red (cartoon figure)

## TEAM HISTORY

First Season	1925
All-Time Record/Seasons	593-478-32/99th
All-Time Conference Record	285-262-10
Conference Championships	11
Bowl Appearances/Record	40 (16-23-1)

## STADIUM INFORMATION

Name	Jones AT&T Stadium
Capacity	60,454
Stadium Luxury Suites	85
Stadium Club Seats	1,644
Stadium Surface	FieldTurf (installed 2017)
Band	Goin' Band from Raiderland (400 members)


## TEAM INFORMATION

2022 Overall Record	8-5
Big 12 Record (Finish)	5-4 (4th)
Home Record	6-1
Road Record	1-4
Neutral	1-0
Lettermen Returning/Lost	45/19
Starters Returning/Lost (Offense)	10/1
Starters Returning/Lost (Defense)	6/5
Newcomers	42

## SUPPORT STAFF

Head Strength Coach	Lance Barilow (2nd Season)
Associate Strength Coach	Aaron Hall (2nd Season)
Associate Strength Coach	Brandon Lee (2nd Season)
Assistant Strength Coach	Brandyn Musgrave (2nd Season)
Assistant Strength Coach	Khalid Blount (1st Season)
Associate A.D./FB Admin.	Antonio Huffman (5th Season)
Director of FB Operations	Quintin Jordan (2nd Season)
General Manager	James Blanchard (2nd Season)
Director of Player Personnel	Brian Nance (2nd Season)
Director of Scouting	Sean Kenney (2nd Season)
Director of Player Development	Dave Martin (2nd Season)
Asst. Dir. Player Development	Sammy Morris (3rd Season)
Asst. Dir. of Ops & Recruiting	Harrison Hanna (2nd Season)
Dir. of Recruiting Operations	Kate Shealy (3rd Season)
Dir. of On-Campus Recruiting	Preslee Quisenberry (2nd Season)
Senior Offensive Analyst	Kirk Bryant (2nd Season)
Special Teams Analyst	Tyler Schovanec (2nd Season)
Defensive Quality Control	Ryan Conry (2nd Season)
Defensive Quality Control	James Lockhart (2nd Season)
Offensive Quality Control	Diego Ortiz (2nd Season)
Offensive G.A.	Lou Bunning (2nd Season)
Offensive G.A.	Trent Vasey (2nd Season)
Defensive G.A.	Jah'Shawn Johnson (2nd Season)

## TEXAS TECH COACHING STAFF



## ZACH KITTLE

Offensive Coordinator/Quarterbacks  
2nd Season at Tech  
Game Day Location: Sideline

**Career Breakdown:** Kittley returned to his alma mater to put together a strong debut season as the Red Raiders averaged 34.2 points per game and 461.4 yards of total offense per game despite using three different starting quarterbacks during the year. Kittley has worked with a pair of NFL quarterbacks during his short coaching career, first with Patrick Mahomes II at Texas Tech and then Bailey Zappe at both Houston Baptist and Western Kentucky.



## KENNY PERRY

Associate Head Coach/Special Teams  
Coordinator/Running Backs  
2nd Season at Tech  
Game Day Location: Sideline


**Career Breakdown:** Perry, a legendary high school head coach in the DFW metroplex, had one of the nation's top running back duos in 2022 to go with the reliability on special teams with punter Austin McNamara and kicker Trey Wolff. Perry spent 14 years as a high school head coach, finishing 67-22 over his final seven seasons at Arlington Bowie alone. He is a former member of the THSCA Board of Directors.



## JOSH BOOKBINDER

Inside Linebackers  
2nd Season at Tech  
Game Day Location: Pressbox


**Career Breakdown:** Bookbinder was among Joey McGuire's first hires at Texas Tech after the two previously served on the defensive staff at Baylor (2019-21). Bookbinder mentored Krishon Merrifield during his debut season on the Texas Tech staff for a Red Raider defense that allowed less than 30.0 points per game for the first time since 2009. He is the grandson of legendary Baylor head coach Grant Teaff.



## ZARNELL FITCH

Defensive Line  
2nd Season at Tech  
Game Day Location: Sideline

**Career Breakdown:** Fitch, another one-time Texas High School Coaches Association member, is no stranger to the Big 12 as he previously served in a similar role at TCU prior to his arrival in Lubbock. Fitch has mentored 13 players who have earned All-Big 12 honors during his career, a list that features two of Texas Tech's top returners in Tony Bradford Jr. and Jaylon Hutchings, who were one of only three FBS duos to record at least 30 pressures each in 2022.



## JUSTIN JOHNSON

Assistant Head Coach/Passing Game  
Coordinator/Receivers  
1st Season at Tech  
Game Day Location: TBD


**Career Breakdown:** Johnson is the lone new member to Joey McGuire's staff as he arrives after spending the past three seasons at Baylor. Johnson oversaw the running backs room at both Baylor and then Houston, his alma mater, in 2019, but will return to coaching wide receivers with the Red Raiders. He previously was the wide receivers coach at Kansas in 2018, the same position he starred at during his own four-year career at Houston.



## TIM DERUYTER

Defensive Coordinator  
2nd Season at Tech  
Game Day Location: Pressbox


**Career Breakdown:** DeRuyter arrived in Lubbock having served as a defensive coordinator or a head coach in each of the past 21 seasons. In his first season with the Red Raiders, Texas Tech allowed less than 30 points per game for the first time since 2009 and ranked in the top 20 nationally for tackles for loss behind future NFL first-round selection Tyree Wilson. DeRuyter was previously the head coach at Fresno State from 2012-16.



## C.J. AH YOU

Outside Linebackers  
2nd Season at Tech  
Game Day Location: Sideline


**Career Breakdown:** Ah You mentored Tyree Wilson to first team All-America honors during his debut season on the Red Raider staff as Texas Tech, behind Wilson and the emergence of Jesiah Pierre, ranked in the top 20 nationally for tackles for loss. His hiring marked his return to the Big 12 where he previously starred at Oklahoma (2005-06) before enjoying a six-year NFL career with the St. Louis Rams.



## JOSH COCHRAN

Tight Ends  
2nd Season at Tech  
Game Day Location: Pressbox


**Career Breakdown:** Cochran shifted over to coach the tight ends under Joey McGuire after spending the previous two seasons as the co-offensive coordinator and offensive line coach at Austin Peay. Cochran, who was named in July 2022 to Dave Campbell's Texas Football "40 under 40" coaches list, is a one-time THSCA member as he began his career in the prepranks at Lindale High School in East Texas.



## STEPHEN HAMBY

Offensive Line  
2nd Season at Tech  
Game Day Location: Sideline

**Career Breakdown:** Hamby returned to West Texas following one season at Western Kentucky where he, along with new offensive coordinator Zach Kittley, helped build one of the top offenses in the country. Hamby a Texas Tech alum, starred on the offensive line as a Red Raider where he helped lead Tech to four-consecutive bowl appearances, including two trips to the Cotton Bowl. He served as a graduate assistant for Tech from 2013-15.



## MARCEL YATES

Passing Game Coordinator/Secondary  
2nd Season at Tech  
Game Day Location: Sideline

**Career Breakdown:** Yates, a former defensive coordinator at both Boise State and Arizona, mentored three All-Big 12 selections in 2022, including a second-team honoree in Malik Dunlap, as Texas Tech surrendered its fewest passing yards per game since 2014. Yates arrived in Lubbock from Oregon where he was the secondary and passing game coordinator during the 2021 season. He has worked alongside defensive coordinator Tim DeRuyter each of the past three seasons at both Cal and Oregon.



## A \$230 MILLION INVESTMENT

### FUTURE HOME OF TEXAS TECH FOOTBALL

■ Texas Tech announced its largest investment into the Red Raider football program to date in July 2022 as the athletics department unveiled plans for a more than \$230 million facilities project to construct a new south end zone building to Jones AT&T Stadium, which will connect to the new Dustin R. Womble Football Center. The newly-constructed facilities will include over 300,000 combined square feet and blend world-class modern design and technology elements with Spanish architecture well known to Texas Tech supporters.

■ Construction crews officially began work on the project on Nov. 27, 2022, the day following Texas Tech's victory over Oklahoma to close the regular season. The first task was the removal of the historic Double T Scoreboard, the historic landmark that had rested atop the south end zone building since 1978. Construction will move solely into the south end zone area beginning in August in order to prepare for the 2023 season.

■ Texas Tech will relocate its coaches' offices to the third floor of the south end zone, which will overlook Cody Campbell Field at Jones AT&T Stadium and connect to both the Womble Football Center and the Sports Performance Center through a skybridge. Plans are for the Womble Football Center to be constructed on the same land that currently occupies the present Football Training Facility, featuring two stories in height as well as the expansion to Sixth Street to further increase the overall square footage of the facility.

■ Texas Tech will maintain its football strength and conditioning, sports medicine and equipment areas on the main level of the Womble Football Center as part of the new layout. The second floor will connect to the skybridge, housing many of the football program's meeting spaces, including individual position rooms and the Spike Dykes Team Meeting Room. This floor will also feature a revolutionary 6,000-plus square foot multi-purpose walkthrough area designed to allow for large-scale indoor team strategy implementation, instruction and technique evaluation.

■ Between the south end zone project and the Womble Football Center, the two facilities will contain space for both recruiting and players' lounges, a new player locker room, a television studio for gameday and social media content as well as a significant investment into technology through digital signage and displays.

### NEW TURF, LIGHTS AMONG 2023 ADDITIONS

■ In addition to the progress already made on the south end zone and Womble Football Center, Texas Tech has two additional enhancements already completed for the 2023

season as it installed a new artificial playing surface as well as a new LED lighting system this summer. The two projects are an estimated \$2.2 million.

■ Texas Tech contracted the services of Hellas for its next playing surface, which will be its Matrix Helix® turf, the company's latest technology that has been installed recently at several NFL facilities, namely The Star in Frisco and AT&T Stadium (Dallas Cowboys), SoFi Stadium (Los Angeles Rams), Allegiant Stadium (Las Vegas Raiders) and the University of Kansas Health System Training Complex of the Kansas City Chiefs.

■ The new lighting system, meanwhile, was designed by Musco, using its Total Light Control technology. This will provide Texas Tech the ability to utilize choreographed patterns designed to music during its pregame entertainment, in-between quarters and after touchdowns. The lighting system will greatly enhance the in-game fan experience, especially under the Jones AT&T Stadium lights where the Red Raiders have traditionally boasted one of the nation's top homefield advantages.

### MORE THAN \$100 MILLION IN DONATIONS

■ Director of Athletics Kirby Hocutt announced for the first time Aug. 23 that Texas Tech had reached its \$100 million milestone in fundraising for the transformative project. Despite already reaching its primary fundraising goal, Texas Tech will continue to seek philanthropic gifts to the project in order to help offset the remaining overall cost that was being funded by athletics department bonds and future revenue.

■ Fundraising for the project was boosted in October 2021 with Texas Tech University System Board of Regents member **Dustin R. Womble** provided a \$20 million lead gift that was the largest one-time gift, at the time, in athletics department history. Womble previously provided more than \$10 million to fund Texas Tech's state-of-the-art basketball practice facility that bears his name, which opened in May 2021 across from United Supermarkets Arena. He is the largest athletics donor in history.

■ Fellow Board of Regents member **Cody Campbell**, a former letterwinner for the Red Raiders under Mike Leach, followed with a \$25 million gift on Dec. 2, 2021. In recognition of the gift, Texas Tech named the Jones AT&T Stadium playing surface Cody Campbell Field in honor of the largest one-time contribution in the history of the athletics department. Campbell is a fourth-generation Red Raider who earned multiple All-Big 12 and Academic All-Big 12 honors during his playing career as an offensive lineman from 2001-04.

## JONES AT&T STADIUM

### STADIUM QUICK FACTS

First Game	Nov. 29, 1947
Result	Tech 14, Hardin Simmons 6
All-Time Stadium Record	273-151-6
First Game on Artificial Turf	Sept. 12, 1970
Result	Tech 21, Tulane 14
2023 Capacity	56,200
Surface (Year of Installation)	Hellas Matrix Helix (2023)
Luxury Suites	85
Club Seats	1,644
Winning Seasons	60

### HOME RECORDS

Most Points in Season	367 (2005)
Fewest Points in Season	20 (1928)
Most Points (Game)	120 vs. Wayland (1925)
Most Points Since 1950	80 vs. Sam Houston St. (2005)
Most Opponent Points	70, vs. Oklahoma St. (2015)
Most Combined Points	125 (OU 66, Tech 59, 2016)
Largest Margin of Victory	120, vs. Wayland (1925)
Largest Margin of Victory (Since 1950)	77-0, vs. Lamar (2018)
Home Wins in a Season	7 (1965, 2005, 2008)
Home Losses in a Season	5 (1944*, 1950)
Longest Home Winning Streak	13 Games (1939-42)*
Longest Home Losing Streak	6 Games (1943-44)*
Average Home Attendance	58,934 (2014)
Average Home Student Attendance	11,249 (2013)

\* indicates time period before Jones AT&T Stadium

### LARGEST CROWDS IN HISTORY

Attend	Game	Season
61,836	Tech vs. Oklahoma State	2013
61,283	Tech vs. TCU	2015
60,997	Tech vs. Texas State	2013
60,975	Tech vs. Texas	2022
60,961	Tech vs. Texas	2014
60,901	Tech vs. Oklahoma State	2017
60,879	Tech vs. Texas	2012
60,803	Tech vs. Texas	2016
60,800	Tech vs. Oklahoma	2012
60,778	Tech vs. Central Arkansas	2014
60,705	Tech vs. Baylor	2022
60,478	Tech vs. Oklahoma	2016
60,454	Tech vs. Oklahoma	2018
60,454	Tech vs. Texas	2018
60,454	Tech vs. Texas	2010
60,454	Tech vs. Oklahoma State	2010
60,277	Tech vs. Arkansas	2014
60,097	Tech vs. Stephen F. Austin	2016
60,073	Tech vs. Sam Houston State	2015
59,260	Tech vs. Iowa State	2011
59,014	Tech vs. Oklahoma	2014
58,955	Tech vs. New Mexico	2012
58,702	Tech vs. TCU	2013
58,547	Tech vs. Arizona State	2017
58,502	Tech vs. West Virginia	2014
58,416	Tech vs. Texas A&M	2011
57,733	Tech vs. Texas A&M	2009
57,528	Tech vs. SMU	2010
57,515	Tech vs. Louisiana Tech	2016
57,367	Tech vs. Iowa State	2013
57,205	Tech vs. Oklahoma State	2011
57,045	Tech vs. Iowa State	2017



BIG 12 CONFERENCE STANDINGS

	CONF	PCT.	OVERALL	STK
Texas	5-1	.833	8-1	W3
Oklahoma State	5-1	.833	7-2	W5
Kansas	4-2	.667	7-2	W2
Oklahoma	4-2	.667	7-2	L2
Kansas State	4-2	.667	6-3	L1
West Virginia	4-2	.667	6-3	W2
Iowa State	4-2	.667	5-4	L1
Texas Tech	3-3	.500	4-5	W1
TCU	2-4	.333	4-5	L2
BYU	2-4	.333	5-4	L2
Houston	2-4	.333	4-5	W1
Baylor	2-4	.333	3-6	L2
UCF	1-5	.167	4-5	W1
Cincinnati	0-6	.000	2-7	L7

BIG 12 UPCOMING SCHEDULE

SATURDAY, NOVEMBER 11

Texas Tech at Kansas [FS1]	11 a.m.
Baylor at Kansas State [ESPN+]	11 a.m.
Oklahoma State at UCF [ESPN]	2:30 p.m.
Cincinnati at Houston [FS1]	6 p.m.
West Virginia at Oklahoma [FOX]	6 p.m.
Texas at TCU [ABC]	6:30 p.m.
Iowa State at BYU [ESPN]	9:15 p.m.

SATURDAY, NOVEMBER 18

Baylor at TCU	TBA
Oklahoma at BYU	TBA
UCF at Texas Tech	TBA
Cincinnati at West Virginia	TBA
Oklahoma State at Houston	TBA
Texas at Iowa State	TBA
Kansas State at Kansas	TBA

FRIDAY, NOVEMBER 24

TCU at Oklahoma [FOX]	11 a.m.
Texas Tech at Texas [ABC]	6:30 p.m.

SATURDAY, NOVEMBER 25

West Virginia at Baylor	TBA
BYU at Oklahoma State	TBA
Houston at UCF	TBA
Kansas at Cincinnati	TBA
Iowa State at Kansas State	TBA
Texas Tech at Texas	TBA

SATURDAY, DECEMBER 2

Dr. Pepper Big 12 Football Championship [ABC]	11 a.m.
---	---------

2024-27 BIG 12 SCHEDULE MATRIX

2024

Home: Arizona State, Baylor, Cincinnati, Colorado, West Virginia  
Away: Arizona, Iowa State, Oklahoma State, TCU

2025

Home: BYU, Kansas, Oklahoma State, UCF  
Away: Arizona St., Houston, Kansas State, Utah, West Virginia

2026

Home: Arizona, Arizona State, Houston, TCU, West Virginia  
Away: Baylor, Cincinnati, Colorado, Oklahoma State

2027

Home: Baylor, Iowa State, Kansas State, Utah  
Away: BYU, Houston, Kansas, TCU, UCF

OPPONENT SCHEDULES/RESULTS



WYOMING COWBOYS

6-3, 3-2 MWC  
Sept. 2 • 6:30 p.m. CT  
Laramie, Wy.

Date	Opponent	Time/Result
Sept. 2	Texas Tech	W, 35-33 (2OT)
Sept. 9	Portland State	W, 31-7
Sept. 16	at Texas	L, 31-10
Sept. 23	Appalachian State	W, 22-19
Sept. 30	New Mexico*	W, 35-26
Oct. 7	Fresno State*	W, 24-19
Oct. 14	at Air Force*	L, 34-27
Oct. 28	at Boise State*	L, 32-7
Nov. 3	Colorado State*	W, 24-15
Nov. 10	at UNLV*	9:45 p.m.
Nov. 18	Hawaii*	1 p.m.
Nov. 25	at Nevada*	8 p.m.



OREGON DUCKS

8-1, 5-1 Pac-12  
Sept. 9 • 6 p.m. CT  
Lubbock, Texas

Date	Opponent	Time/Result
Sept. 2	Portland State	W, 81-7
Sept. 9	at Texas Tech	W, 38-30
Sept. 16	Hawaii	W, 55-10
Sept. 23	Colorado	W, 42-6
Sept. 30	at Stanford	W, 42-6
Oct. 14	at Washington	L, 36-33
Oct. 21	Washington State	W, 38-34
Oct. 28	at Utah	W, 35-6
Nov. 4	California	W, 63-19
Nov. 11	USC	9:30 p.m.
Nov. 18	at Arizona State	TBA
Nov. 24	Oregon State	7:30 p.m.



TARLETON ST TEXANS

7-3, 3-2 UAC  
Sept. 16 • 6 p.m. CT  
Lubbock, Texas

Date	Opponent	Time/Result
Sept. 2	at McNeese	W, 52-34
Sept. 9	North Alabama	W, 52-31
Sept. 16	at Texas Tech	L, 41-3
Sept. 23	Southwest Baptist	W, 27-13
Sept. 30	at SE Louisiana	W, 14-13
Oct. 7	Southern Utah	L, 27-26
Oct. 14	at Eastern Kentucky	L, 41-35
Oct. 21	Morehead State	W, 42-0
Oct. 28	at Central Arkansas	W, 25-23
Nov. 4	Stephen F. Austin	W, 59-17
Nov. 11	at Abilene Christian	2 p.m.



WEST VIRGINIA

6-3, 4-2 Big 12  
Sept. 23 • 2:30 p.m. CT  
Morgantown, W.Va.

Date	Opponent	Time/Result
Sept. 2	at Penn State	L, 38-15
Sept. 9	Duquesne	W, 56-17
Sept. 16	Pitt	W, 17-6
Sept. 23	Texas Tech	W, 20-13
Sept. 30	TCU	W, 24-21
Oct. 12	at Houston	L, 41-39
Oct. 21	Oklahoma State	L, 48-34
Oct. 28	at UCF	W, 41-28
Nov. 4	BYU	W, 37-7
Nov. 11	at Oklahoma	6 p.m.
Nov. 18	Cincinnati	TBA
Nov. 25	at Baylor	TBA



HOUSTON COUGARS

4-5, 2-4 Big 12  
Sept. 30 • 2:30 p.m. CT  
Lubbock, Texas

Date	Opponent	Time/Result
Sept. 2	UTSA	W, 17-14
Sept. 9	at Rice	L, 43-41 (2 OT)
Sept. 16	TCU	L, 36-10
Sept. 23	Sam Houston	W, 38-7
Sept. 30	at Texas Tech	L, 49-28
Oct. 12	West Virginia	W, 41-39
Oct. 21	Texas	L, 31-24
Oct. 28	at Kansas State	L, 41-0
Nov. 4	at Baylor	W, 25-24 (OT)
Nov. 11	Cincinnati	6 p.m.
Nov. 18	Oklahoma State	TBA
Nov. 25	at UCF	TBA



BAYLOR BEARS

3-6, 2-4 Big 12  
Oct. 7 • 6 p.m. CT  
Waco, Texas

Date	Opponent	Time/Result
Sept. 2	Texas State	L, 42-31
Sept. 9	Utah	L, 20-13
Sept. 16	Long Island	W, 30-7
Sept. 23	Texas	L, 38-6
Sept. 30	at UCF	W, 36-35
Oct. 7	Texas Tech	L, 39-14
Oct. 21	at Cincinnati	W, 32-29
Oct. 28	Iowa State	L, 30-18
Nov. 4	Houston	L, 25-24
Nov. 11	at Kansas State	11 a.m.
Nov. 18	at TCU	TBA
Nov. 25	West Virginia	TBA



K-STATE WILDCATS

6-3, 4-2 Big 12  
Oct. 14 • 6 p.m. CT  
Lubbock, Texas

Date	Opponent	Time/Result
Sept. 2	SEMO	W, 45-0
Sept. 9	Troy	W, 42-13
Sept. 16	at Missouri	L, 30-27
Sept. 23	UCF	W, 44-31
Oct. 6	at Oklahoma State	L, 29-21
Oct. 14	at Texas Tech	W, 38-21
Oct. 21	TCU	W, 41-3
Oct. 28	Houston	W, 41-0
Nov. 4	at Texas	L, 33-30 (OT)
Nov. 11	Baylor	11 a.m.
Nov. 18	at Kansas	TBA
Nov. 25	Iowa State	TBA



BYU COUGARS

5-4, 2-4 Big 12  
Oct. 21 • 6 p.m. CT  
Provo, Utah

Date	Opponent	Time/Result
Sept. 2	Sam Houston	W, 14-0
Sept. 9	Southern Utah	W, 41-16
Sept. 16	at Arkansas	W, 38-31
Sept. 23	at Kansas	L, 38-27
Sept. 29	Cincinnati	W, 35-27
Oct. 14	at TCU	L, 44-11
Oct. 21	Texas Tech	W, 27-14
Oct. 28	at Texas	L, 35-6
Nov. 4	at West Virginia	L, 37-7
Nov. 11	Iowa State	9:15 p.m.
Nov. 18	Oklahoma	TBA
Nov. 25	at Oklahoma State	TBA



TCU HORNED FROGS

4-5, 2-4 Big 12  
Nov. 2 • 6 p.m. CT  
Lubbock, Texas

Date	Opponent	Time/Result
Sept. 2	Colorado	L, 45-42
Sept. 9	Nicholls	W, 41-6
Sept. 16	at Houston	W, 36-10
Sept. 23	SMU	W, 34-17
Sept. 30	West Virginia	L, 24-21
Oct. 7	at Iowa State	L, 27-14
Oct. 14	BYU	W, 44-11
Oct. 21	at Kansas State	L, 41-3
Nov. 2	at Texas Tech	L, 35-28
Nov. 11	Texas	6:30 p.m.
Nov. 18	Baylor	TBA
Nov. 24	at Oklahoma	11 a.m.



KANSAS JAYHAWKS

7-2, 4-2 Big 12  
Nov. 11 • 11 a.m. CT  
Lawrence, Kan.

Date	Opponent	Time/Result
Sept. 1	Missouri State	W, 48-7
Sept. 8	Illinois	W, 34-23
Sept. 16	at Nevada	W, 31-24
Sept. 23	BYU	W, 38-27
Sept. 30	at Texas	L, 40-14
Oct. 7	UCF	W, 51-22
Oct. 14	at Oklahoma State	L, 39-32
Oct. 28	Oklahoma	W, 38-33
Nov. 4	at Iowa State	W, 28-21
Nov. 11	Texas Tech	11 a.m.
Nov. 18	Kansas State	TBA
Nov. 25	at Cincinnati	TBA



UCF KNIGHTS

4-5, 1-5 Big 12  
Nov. 18 • TBA  
Lubbock, Texas

Date	Opponent	Time/Result
Aug. 31	Kent State	W, 56-6
Sept. 9	at Boise State	W, 18-16
Sept. 16	Villanova	W, 48-14
Sept. 23	at Kansas State	L, 44-31
Sept. 30	Baylor	L, 36-35
Oct. 7	at Kansas	L, 51-22
Oct. 21	at Oklahoma	L, 31-29
Oct. 28	West Virginia	L, 41-28
Nov. 4	at Cincinnati	W, 28-26
Nov. 11	Oklahoma State	2:30 p.m.
Nov. 18	at Texas Tech	TBA
Nov. 25	Houston	TBA



TEXAS LONGHORNS

8-1, 5-1 Big 12  
Nov. 24 • 6:30 p.m. CT  
Austin, Texas

Date	Opponent	Time/Result
Sept. 2	Rice	W, 37-10
Sept. 9	at Alabama	W, 34-24
Sept. 16	Wyoming	W, 31-10
Sept. 23	at Baylor	W, 38-6
Sept. 30	Kansas	W, 40-14
Oct. 7	vs. Oklahoma	L, 34-30
Oct. 21	at Houston	W, 31-24
Oct. 28	BYU	W, 35-6
Nov. 4	Kansas State	W, 33-30 (OT)
Nov. 11	at TCU	6:30 p.m.
Nov. 18	at Iowa State	TBA
Nov. 24	Texas Tech	6:30 p.m.

TEXAS TECH IN THE POLLS

WEEK	AP	COACHES	CFP
Preseason	RV	24	--
Week 2	RV	RV	--
Week 3	NR	NR	--
Week 4	NR	NR	--
Week 5	NR	NR	--
Week 6	NR	NR	--
Week 7	NR	NR	--
Week 8	NR	NR	--
Week 9	NR	NR	--
Week 10	NR	NR	NR
Week 11	NR	NR	NR
Week 12	--	--	--
Week 13	--	--	--
Week 14	--	--	--
Week 15	--	--	--
Week 16	--	--	--
FINAL	--	--	--

THE LAST TIME TEXAS TECH WAS...	
Ranked in AP Poll	Sept. 23, 2018 (No. 25)
Ranked in Coaches' Poll	Preseason 2023 (No. 24)
RV in the AP Poll	Preseason 2023 (RV)
RV in Coaches' Poll	Preseason 2023 (No. 24)

MISCELLANEOUS RECORDS:	
Highest Ranking (AP):	No. 2 (Nov. 2-16, 2008)
Highest Ranking (Coaches):	No. 2 (Nov. 9-16, 2008)
Highest Final Ranking (AP):	No. 11 (1938, 1973)
Highest Final Ranking (Coaches):	No. 11 (1973)
Consecutive Weeks Ranked (AP):	20 (2004-06)
Consecutive Weeks Ranked (Coaches):	25 (2004-06)

RED RAIDERS IN THE NFL

- There isn't a bigger star in the NFL currently than Texas Tech's own **Patrick Mahomes II**. The Red Raider gunslinger has transformed the NFL in only six professional seasons, claiming NFL MVP honors in both 2018 and 2022 before leading the Kansas City Chiefs to two Super Bowl titles in three appearances, winning the Lombardi Trophy in 2020 and 2022.
- With his first Super Bowl win over the San Francisco 49ers, Mahomes became the youngest player in history to be named NFL MVP and also win a Super Bowl. Mahomes, who at only 24 years of age, was tabbed Super Bowl MVP after leading the Chiefs to their second Super Bowl title in history and their first since 1970.
- In July 2020, Mahomes signed the richest contract in NFL history as he and the Chiefs agreed on a 10-year extension worth up to \$503 million. It marked the second time in school history where a Red Raider has signed the richest NFL contract as Ring of Honor member **Donny Anderson** previously did so with the Green Bay Packers upon being drafted in 1965.
- While maybe known for its offense in recent years, Texas Tech has had two first round draft picks from its defense in current Seattle Seahawks linebacker Jordyn Brooks and Las Vegas Raiders edge end Tyree Wilson. Wilson became the highest-drafted Red Raider in program history this past April after being selected seventh overall. Brooks, meanwhile, has led the Seahawks in tackles each of the past two seasons.

NATIONAL RANKINGS

COLLEGE FOOTBALL PLAYOFF (Week 11/Nov. 7)	
Team	Record
1. Ohio State	9-0
2. Georgia	9-0
3. Michigan	9-0
4. Florida State	9-0
5. Washington	9-0
6. Oregon	8-1
7. Texas	8-1
8. Alabama	8-1
9. Ole Miss	8-1
10. Penn State	8-1
11. Louisville	8-1
12. Oregon State	7-2
13. Tennessee	7-2
14. Missouri	7-2
15. Oklahoma State	7-2
16. Kansas	7-2
17. Oklahoma	7-2
18. Utah	7-2
19. LSU	6-3
20. Notre Dame	7-3
21. Arizona	6-3
22. Iowa	7-2
23. Tulane	8-1
24. North Carolina	7-2
25. Kansas State	6-3

NATIONAL RANKINGS

ASSOCIATED PRESS (WEEK 11/Nov. 5)		
Team	Record	Points
1. Georgia (49)	9-0	1558
2. Michigan (9)	9-0	1485
3. Ohio State (3)	9-0	1453
4. Florida State (2)	9-0	1411
5. Washington	9-0	1333
6. Oregon	8-1	1240
7. Texas	8-1	1190
8. Alabama	8-1	1143
9. Penn State	8-1	1075
10. Ole Miss	8-1	1027
11. Louisville	8-1	926
12. Oregon State	7-2	772
13. Utah	7-2	734
14. Tennessee	7-2	703
15. Oklahoma State	7-2	660
16. Missouri	7-2	644
17. Oklahoma	7-2	547
18. LSU	6-3	532
19. Kansas	7-2	496
20. Tulane	8-1	351
21. James Madison	9-0	294
22. Notre Dame	7-3	270
23. Arizona	6-3	176
24. North Carolina	7-2	95
25. Liberty	9-0	85

RECEIVING VOTES: Kansas State 73, Fresno State 73, USC 46, Air Force 26, Toledo 25, UCLA 11, Iowa 6, SMU 5, Duke 4, West Virginia 3, Texas A&M 1, Clemson 1, NC State 1

USA TODAY AFCA COACHES POLL (WEEK 11/Nov. 5)

Team	Record	Points
1. Georgia (55)	9-0	1587
2. Michigan (4)	9-0	1479
3. Ohio State (5)	9-0	1468
4. Florida State	9-0	1433
5. Washington	9-0	1357
6. Oregon	8-1	1235
7. Texas	8-1	1209
8. Alabama	8-1	1187
9. Penn State	8-1	1093
10. Ole Miss	8-1	1052
11. Louisville	8-1	938
12. Tennessee	7-2	785
13. Oregon State	7-2	756
14. Utah	7-2	747
15. Missouri	7-2	658
16. Oklahoma	7-2	552
17. Oklahoma State	7-2	543
18. Kansas	7-2	481
19. LSU	6-3	468
20. Tulane	8-1	377
21. James Madison	9-0	279
22. Notre Dame	7-3	264
23. North Carolina	7-2	233
24. Arizona	6-3	118
25. Fresno State	8-1	113

RECEIVING VOTES: Air Force 78, Iowa 57, USC 56, Kansas State 52, Liberty 50, Duke 24, UCLA 22, SMU 20, UNLV 10, Toledo 8, NC State 4, Kentucky 4, Troy 2, West Virginia 1



2023 RED RAIDERS IN THE NFL	
NAME (YEARS AT TECH)	NFL TEAM
Jack Anderson, OL (2017-20)	Indianapolis Colts
Jordyn Brooks, LB (2016-19)	Seattle Seahawks
Le'Raven Clark, OL (2012-15)	Philadelphia Eagles
Cody Davis, DB (2009-12)	New England Patriots
Dawson Deaton, OL (2018-21)	Cleveland Browns
Sam Eguavoen, LB (2011-14)	New York Jets
Erik Ezukanma, WR (2019-21)	Miami Dolphins
Jakeem Grant Sr., WR (2012-15)	Cleveland Browns
Kerry Hyder, DL (2009-13)	Houston Texans
Patrick Mahomes II, QB (2014-16)	Kansas City Chiefs
Zech McPhearson, DB (2019-20)	Philadelphia Eagles
Terence Steele, OL (2016-19)	Dallas Cowboys
Broderick Washington Jr., DL (2016-19)	Baltimore Ravens
Tyree Wilson, DL (2020-22)	Las Vegas Raiders

ALPHABETICAL ROSTER

NO	NAME	POS
14	Joseph Adedire	DL
58	Tanner Allen	OL
98	E'Maurion Banks	DL
9	C.J. Baskerville	DB
13	Brady Boyd	WR
97	Tony Bradford Jr.	DL
9	Jerand Bradley	WR
28	Tahj Brooks	RB
4	Jordan Brown	WR
49	Tre'Darius Brown	DL
79	Ty Buchanan	OL
38	Reese Burkhardt	K
18	Will Burns	QB
91	Blake Burris	DL
54	Kaden Carr	OL
99	Sam Carrell	DL
51	Jayden Cofield	DL
6	Myles Cole	OLB
29	Chief Collins	DB
46	Isaiah Crawford	OLB
84	D.J. Crest	WR
42	John Curry	LB
88	Baylor Cupp	TE
25	JMaury Davis	RB
39	Luke Dillingham	DB
35	Miquel Dingle Jr.	LB
22	Bryson Donnell	RB
24	Malik Dunlap	DB
33	Harvey Dyson III	OLB
8	Coy Eakin	WR
48	Gage Elder	LB
83	Jack Esparza	WR
11	Charles Esters III	OLB
60	Nick Fattig	OL
4	Nate Floyd	DB
11	Loic Fouonji	WR
99	Gino Garcia	K
48	Stone Harrington	K
82	Drew Hocutt	WR
37	Brook Honore Jr.	P
22	Maurion Horn	DB
36	Justin Horne	LB
23	Landon Hullaby	DB
95	Jaylon Hutchings	DL
75	Jacoby Jackson	OL
27	Brenden Jordan	DB
41	Ty Kana	LB
66	Matt Keeler	OL
21	Tyler King	WR
30	Jackson Knotts	LS
23	Cooper LaFebre	QB
5	Quincy Ledet Jr.	DL
43	Chris Lemons	DB
25	Chapman Lewis	DB
7	Steve Linton	OLB
64	Jurrien Loftin	OL
50	Trent Low	LB
12	Bralyn Lux	DB
68	Seth Martin	OL
20	Nehemiah Martinez I	WR
32	Tyrique Matthews	LB
47	Jacob Mauch	LS
93	Trevon McAlpine	DL
19	A.J. McCarty	DB
10	Drae McCray	WR
31	Austin McNamara	P
85	Aiden Meeks	WR
67	Dalton Merryman	OL
71	Monroe Mills	OL
77	Garrett Morphis	OL

NUMERICAL ROSTER

NO	PLAYER	POS	HT	WT	YR-EX	HOMETOWN (HIGH SCHOOL)
0	Cam'Ron Valdez	RB	5-9	205	So-1L	Rockdale, Texas (Rockdale)
0	Rayshad Williams^	DB	6-3	215	Sr-2L	Memphis, Tenn. (Whitehaven)
1	Myles Price	WR	5-10	190	Sr-3L	The Colony, Texas (The Colony)
1	Dadrion Taylor-Demerson^	DB	5-11	195	Sr-4L	Oklahoma City, Okla. (Carl Albert)
2	Behren Morton	QB	6-2	215	So-1L	Eastland, Texas (Eastland)
2	Jalon Peoples	DB	5-11	185	Fr-RS	Cedar Hill, Texas (Cedar Hill)
3	Bryce Ramirez	OLB	6-2	245	Sr-1L	Missouri City, Texas (George Ranch)
4	Jordan Brown	WR	5-11	185	Jr-1L	Dallas, Texas (DeSoto)
4	Nate Floyd	DB	6-0	190	Jr-1L	College Station, Texas (A&M Consolidated)
5	Quincy Ledet Jr.	DL	6-2	305	Sr-TR	Orange, Texas (West Orange-Stark)
6	Myles Cole^	OLB	6-6	280	Sr-1L	Shreveport, La. (Evangel Christian Academy)
6	J.J. Sparkman	WR	6-4	225	Jr-2L	Longview, Texas (Pine Tree)
7	Steve Linton	OLB	6-5	235	Sr-TR	Dublin, Ga. (Dublin)
8	Coy Eakin	WR	6-2	210	Fr-RS	Stephenville, Texas (Stephenville)
8	Jesiah Pierre	LB	6-2	240	Sr-2L	Mount Dora, Fla. (Mount Dora Christian Academy)
9	C.J. Baskerville	DB	6-3	215	Jr-TR	North Richland Hills, Texas (Richland)
9	Jerand Bradley	WR	6-5	220	So-1L	Frisco, Texas (DeSoto)
10	Drae McCray	WR	5-9	185	Jr-TR	Tallahassee, Fla. (North Florida Christian)
10	Jacob Rodriguez	LB	6-1	235	Jr-1L	Wichita Falls, Texas (Rider)
11	Charles Esters III	OLB	6-3	260	So-SQ	Cedar Hill, Texas (Cedar Hill)
11	Loic Fouonji	WR	6-4	215	Sr-3L	Midland, Texas (Lee)
12	Bralyn Lux	DB	5-11	175	Sr-TR	San Jose, Calif. (King's Academy)
12	Tyler Shough	QB	6-5	230	Sr-2L	Chandler, Ariz. (Hamilton)
13	Brady Boyd	WR	6-1	205	Jr-1L	Southlake, Texas (Southlake Carroll)
13	Ben Roberts	LB	6-3	230	Fr-RS	Haslet, Texas (Eaton)
14	Joseph Adedire	OLB	6-3	265	So-1L	Mansfield, Texas (Summit)
14	Xavier White^	WR	6-0	195	Sr-3L	Lubbock, Texas (Monterey)
15	Robert Wooten	OLB	6-3	270	Jr-1L	Stafford, Texas (Stafford)
15	Jayden York	TE	6-4	250	Jr-1L	Austin, Texas (Bowie)
16	Jaden Morris	RB	5-11	205	Fr-RS	Arlington, Texas (Lamar)
16	Macho Stevenson	DB	6-1	190	Fr-HS	Shreveport, La. (Captain Shreve)
17	Isaac Smith	OLB	6-6	260	So-1L	Wagoner, Okla. (Wagoner)
17	Jake Strong	QB	6-1	210	Fr-HS	Justin, Texas (Northwest)
18	Will Burns	QB	6-2	200	Fr-HS	Mission Viejo, Calif. (Mission Viejo)
18	Tyler Owens^	DB	6-2	210	Sr-1L	Plano, Texas (Plano East)
19	A.J. McCarty	DB	6-0	190	Jr-TR	Brownwood, Texas (Brownwood)
19	Dylan Spencer	OLB	6-5	245	Fr-HS	Orange, Texas (C.E. King)
19	Haydon Wiginton	WR	5-11	195	So-SQ	Midlothian, Texas (Heritage)
20	Nehemiah Martinez I	WR	5-9	205	Jr-2L	Lubbock, Texas (Cooper)
20	Marcus Ramon-Edwards	DB	6-3	210	Fr-HS	Lubbock, Texas (Trinity)
21	Tyler King	WR	5-9	180	Fr-RS	Houston, Texas (Alief Taylor)
21	Cameron Watts	DB	5-11	200	Sr-2L	Tulsa, Okla. (Union)
22	Bryson Donnell	RB	5-10	220	Fr-RS	Tyler, Texas (Legacy)
22	Maurion Horn	DB	5-11	180	Fr-RS	Broken Arrow, Okla. (Broken Arrow)
23	Landon Hullaby	DB	6-0	205	Fr-RS	Mansfield, Texas (Timberview)
23	Cooper LaFebre	QB	6-1	175	So-SQ	Lubbock, Texas (Cooper)
24	Malik Dunlap^	DB	6-3	220	Sr-2L	Charlotte, N.C. (Harding)
24	Anquan Willis	RB	6-0	220	Fr-HS	Wichita Falls, Texas (Rider)
25	JMaury Davis	RB	5-11	180	Fr-HS	Clarendon, Texas (Clarendon)
25	Chapman Lewis	DB	6-1	180	Fr-HS	Burleson, Texas (Burleson Centennial)
26	Sammy Morris IV	DB	6-1	205	So-SQ	Prosper, Texas (Prosper)
27	Brenden Jordan	DB	6-0	215	Fr-HS	Mansfield, Texas (Mansfield)
28	Tahj Brooks	RB	5-10	230	Sr-3L	Manor, Texas (Manor)
28	Jordan Sanford	DB	6-0	195	Fr-HS	Arlington, Texas (Mansfield Timberview)
29	Chief Collins	DB	5-11	205	So-SQ	Lucas, Texas (Lovejoy)
30	Jackson Knotts	LS	5-11	190	Jr-2L	Plant City, Fla. (Plant City)
30	Miles Thompson	DB	5-11	175	Fr-HS	Cedar Rapids, Iowa (Washington)
31	Austin McNamara^	P	6-4	210	Sr-4L	Gilbert, Ariz. (Highland)
31	Joseph Plunk	DB	5-10	180	Jr-1L	Amarillo, Texas (Tascosa)
32	Tyrique Matthews^	LB	5-11	235	Sr-4L	Houston, Texas (Eisenhower)
33	Harvey Dyson III	OLB	6-3	250	Fr-RS	Cedar Hill, Texas (Cedar Hill)
33	Matthew Young^	TE	6-1	250	Sr-1L	Las Cruces, N.M. (Oñate)
34	Bryce Robinson	LB	6-2	235	Sr-SQ	Sachse, Texas (Sachse)
35	Miquel Dingle Jr.	LB	6-2	220	Fr-HS	Charleston, S.C. (Byrnes)
36	Justin Horne	LB	6-0	220	Fr-HS	New Orleans, La. (John Curtis Christian)
37	Brook Honore Jr.	P	6-0	185	Fr-RS	Manvel, Texas (Manvel)
38	Reese Burkhardt	K	6-1	205	Jr-TR	Andalusia, Ala. (Andalusia)
38	Anthony White	DB	6-0	185	Fr-HS	Abernathy, Texas (Abernathy)
39	Luke Dillingham	DB	6-1	200	So-SQ	Brock, Texas (Brock)
39	Charles Robinson	TE	6-0	250	So-SQ	Lubbock, Texas (Coronado)





NUMERICAL ROSTER

NO	PLAYER	POS	HT	WT	YR-EX	HOMETOWN (HIGH SCHOOL)
40	Wesley Smith	LB	5-10	220	So-1L	Midland, Texas (Legacy)
41	Ty Kana	LB	6-2	230	Fr-RS	Katy, Texas (Katy)
42	John Curry	LB	6-2	220	Fr-HS	Lubbock, Texas (Coronado)
43	Chris Lemons	OLB	6-2	205	Fr-HS	Prosper, Texas (Prosper)
43	Henry Teeter <sup>*</sup>	FB	6-4	250	Sr-2L	San Angelo, Texas (Central)
45	Terrell Tilmon	OLB	6-5	230	So-TR	Mansfield, Texas (Timberview)
46	Isaiah Crawford	OLB	6-4	230	Fr-HS	Post, Texas (Post)
47	Jacob Mauch	LS	6-3	220	Sr-SQ	Covina, Calif. (South Hills)
48	Gage Elder	LB	5-11	225	So-SQ	Rockwall, Texas (Rockwall)
48	Stone Harrington	K	6-3	185	Fr-RS	Colleyville, Texas (Colleyville)
49	Tre'Darius Brown	DL	6-2	300	Fr-HS	Natchitoches, La. (Natchitoches Central)
50	Trent Low	LB	6-1	220	Jr-1L	Midland, Texas (Lee)
51	Jayden Cofield	DL	6-2	305	Fr-HS	Austin, Texas (Manor)
53	Rusty Staats	OL	6-5	320	Sr-TR	Watertown, Tenn. (Watertown)
54	Kaden Carr	OL	6-6	320	Fr-HS	Canadian, Texas (Lubbock Cooper)
56	Dennis Wilburn <sup>*</sup>	OL	6-3	325	Sr-1L	Humble, Texas (Nimitz)
58	Tanner Allen	OL	6-3	285	Fr-RS	Bryan, Texas (Bryan)
60	Nick Fattig	OL	6-4	290	Fr-HS	League City, Texas (Clear Springs)
63	Dylan Shaw	OL	6-4	310	Fr-HS	Corpus Christi, Texas (Flour Bluff)
64	Jurrien Loftin	OL	6-5	315	Fr-RS	Aledo, Texas (Aledo)
65	Sheridan Wilson	OL	6-5	300	Fr-RS	Argyle, Texas (Argyle)
66	Matt Keeler	OL	6-6	305	So-1L	Chicago, Ill. (Nazareth Academy)
67	Dalton Merryman	OL	6-9	305	So-TR	Montgomery, Texas (Montgomery)
68	Seth Martin	OL	6-3	300	Fr-RS	Fort Worth, Texas (Everman)
69	Caleb Rodkey	OL	6-4	315	So-SQ	Missouri City, Texas (Ridge Point)
70	Cole Spencer <sup>*</sup>	OL	6-4	300	Sr-RS	Louisville, Ky. (Trinity)
71	Monroe Mills	OL	6-6	315	Jr-1L	Columbia, Mo. (Father Tolton)
72	Landon Peterson	OL	6-6	300	Sr-3L	Odessa, Texas (Permian)
74	Daniel Sill	OL	6-5	305	Fr-HS	College Station, Texas (A&M Consolidated)
75	Jacoby Jackson	OL	6-6	320	So-1L	Arlington, Texas (Mansfield Summit)
76	Caleb Rogers	OL	6-5	310	Sr-3L	Mansfield, Texas (Lake Ridge)
77	Garrett Morphis	OL	6-4	310	Fr-HS	Monticello, Ark. (Waco Midway - TX)
79	Ty Buchanan	OL	6-6	310	So-1L	Corpus Christi, Texas (Calallen)
80	Mason Tharp	TE	6-9	270	Jr-2L	Klein, Texas (Klein)
82	Drew Hocutt	WR	6-0	190	Jr-1L	Lubbock, Texas (Frenship)
83	Jack Esparza	TE	6-4	240	Fr-RS	Austin, Texas (St. Michael's Catholic)
84	D.J. Crest	WR	6-3	195	Fr-HS	El Paso, Texas (Parkland)
85	Aiden Meeks	WR	5-10	175	Fr-HS	Rockwall, Texas (Rockwall)
86	T.J. West	WR	6-1	195	Fr-HS	Houston, Texas (Humble)
87	Kelby Valsin	WR	6-1	195	Fr-HS	Arlington, Texas (Bowie)
88	Baylor Cupp	TE	6-6	260	Sr-1L	Brock, Texas (Brock)
90	Ansel Nedore	OLB	6-3	275	Fr-HS	Round Rock, Texas (Round Rock)
91	Blake Burris	DL	6-5	300	So-1L	Irving, Texas (Parish Episcopal)
93	Trevon McAlpine	DL	6-3	300	Fr-RS	Saratland, Ala. (Saratland)
94	Braylon Rigsby	DL	6-2	295	Fr-HS	Woodville, Texas (Woodville)
95	Jaylon Hutchings <sup>*</sup>	DL	6-0	305	Sr-4L	Forney, Texas (Forney)
96	Amier Washington	DL	6-2	275	Fr-HS	Orange, Texas (Little Cypress-Mauriceville)
97	Tony Bradford Jr. <sup>*</sup>	DL	6-1	300	Sr-4L	Houston, Texas (North Shore)
98	E'Maurion Banks	DL	6-5	300	So-SQ	Wichita Falls, Texas (Rider)
99	Sam Carrell	OLB	6-4	270	So-SQ	Albuquerque, N.M. (Sandia)
99	Gino Garcia	K	6-2	215	Sr-RS	Richardson, Texas (Pearce)

ROSTER KEY  
<sup>\*</sup> represents Super Senior in final year of eligibility

PRONUNCIATION GUIDE

Joseph Adedire	A-day-der-ray
E'Maurion Banks	e-mar-e-on
Jerand Bradley	Jer-on
Tahj Brooks	Taj
Miquel Dingle Jr.	My-kel
Bryson Donnell	Don-elle
Coy Eakin	Achen (rhymes with bacon)
Nick Fattig	Fat-ehg
Loic Fouonji	Low-ick Fun-G
Brooke Honore <sup>*</sup>	On-o-Ray
Maurion Horn	Mare-E-on Horn
Ty Kana	Con-ya
Matt Keeler	Key-ler

Jacob Mauch	Mawke
Behren Morton	Bear-en
Trevon McAlpine	Trey-vonn
Ansel Nedore	Na-door-e
Jesiah Pierre	Jah-sigh-ah
Tyler Shough	Shuck
Dadrión Taylor-Demerson	Day-dree-un
Rayshad Williams	Ray-shad

ALPHABETICAL ROSTER

NO	NAME	POS
16	Jaden Morris	QB
26	Sammy Morris IV	DB
2	Behren Morton	QB
90	Ansel Nedore	DL
18	Tyler Owens	DB
2	Jalon Peoples	DB
72	Landon Peterson	OL
8	Jesiah Pierre	LB
31	Joseph Plunk	DB
1	Myles Price	WR
3	Bryce Ramirez	OLB
20	Marcus Ramon-Edwards	DB
94	Braylon Rigsby	DL
13	Ben Roberts	LB
34	Bryce Robinson	LB
39	Charles Robinson	TE
69	Caleb Rodkey	OL
10	Jacob Rodriguez	LB
76	Caleb Rogers	OL
28	Jordan Sanford	DB
63	Dylan Shaw	OL
12	Tyler Shough	QB
74	Daniel Sill	OL
17	Isaac Smith	OLB
40	Wesley Smith	LB
6	J.J. Sparkman	WR
70	Cole Spencer	OL
19	Dylan Spencer	OLB
53	Rusty Staats	OL
16	Marquez Stevenson	DB
17	Jake Strong	QB
1	Dadrión Taylor-Demerson	DB
43	Henry Teeter	FB
80	Mason Tharp	TE
30	Miles Thompson	DB
45	Terrell Tilmon	OLB
0	Cam'Ron Valdez	RB
87	Kelby Valsin	WR
96	Amier Washington	DL
21	Cameron Watts	DB
86	T.J. West	WR
38	Anthony White	DB
14	Xavier White	WR
19	Haydon Wiginton	WR
56	Dennis Wilburn	OL
0	Rayshad Williams	DB
24	Anquan Willis	RB
65	Sheridan Wilson	OL
15	Robert Wooten	OLB
15	Jayden York	TE
33	Matthew Young	TE

OFFENSIVE ROSTER BREAKDOWN

RETURNING/LOST

STARTERS RETURNING (10)

QB	Tyler Shough
RB	Tahj Brooks
WR	Jerand Bradley
WR	Myles Price
WR	Xavier White
TE	Mason Tharp
OL	Monroe Mills
OL	Landon Peterson
OL	Caleb Rogers
OL	Dennis Wilburn

OTHER RETURNERS WITH STARTING EXPERIENCE (10)

QB	Behren Morton
OL	Ty Buchanan
OL	Jacoby Jackson
OL	Matt Keeler
WR	Brady Boyd
WR	Loic Fouonji
WR	Nehemiah Martinez I
WR	J.J. Sparkman
TE	Baylor Cupp
TE	Henry Teeter

LETTERWINNERS RETURNING (24)

QB	Behren Morton
QB	Tyler Shough
RB	Tahj Brooks
RB	Cam'Ron Valdez
OL	Ty Buchanan
OL	Jacoby Jackson
OL	Matt Keeler
OL	Monroe Mills
OL	Landon Peterson
OL	Caleb Rogers
OL	Dennis Wilburn
WR	Brady Boyd
WR	Jerand Bradley
WR	Jordan Brown
WR	Loic Fouonji
WR	Drew Hocutt
WR	Nehemiah Martinez I
WR	Myles Price
WR	J.J. Sparkman
WR	Xavier White
TE	Baylor Cupp
TE	Henry Teeter
TE	Mason Tharp
TE	Jayden York

STARTERS LOST (1)

OL	Weston Wright
----	---------------

LETTERWINNERS LOST (5)

QB	Donovan Smith
RB	SaRodorick Thompson
OL	Ethan Carde
OL	Weston Wright
WR	Trey Cleveland III

SPECIALISTS RETURNING (2)

LS	Jackson Knotts
P	Austin McNamara

SPECIALISTS LOST (1)

K	Trey Wolff
---	------------

QUARTERBACKS

2	Behren Morton	6-2	215	So-1L	Eastland, Texas (Eastland)
12	Tyler Shough	6-5	230	Sr-2L	Chandler, Ariz. (Hamilton)
17	Jake Strong	6-1	210	Fr-HS	Justin, Texas (Northwest)
18	Will Burns	6-2	200	Fr-HS	Mission Viejo, Calif. (Mission Viejo)
23	Cooper LaFebre	6-1	175	So-SQ	Lubbock, Texas (Cooper)

RUNNING BACKS

0	Cam'Ron Valdez	5-9	205	So-1L	Rockdale, Texas (Rockdale)
16	Jaden Morris	5-11	205	Fr-RS	Arlington, Texas (Lamar)
22	Bryson Donnell	5-10	220	Fr-RS	Tyler, Texas (Legacy)
24	Anquan Willis	6-0	220	Fr-HS	Wichita Falls, Texas (Rider)
25	JMaury Davis	5-11	180	Fr-HS	Clarendon, Texas (Clarendon)
28	Tahj Brooks	5-10	230	Sr-3L	Manor, Texas (Manor)

TIGHT ENDS

15	Jayden York	6-4	250	Jr-1L	Austin, Texas (Bowie)
33	Matthew Young^	6-1	250	Sr-1L	Las Cruces, N.M. (Oñate)
39	Charles Robinson	6-0	250	So-SQ	Lubbock, Texas (Coronado)
43	Henry Teeter^	6-4	250	Sr-2L	San Angelo, Texas (Central)
80	Mason Tharp	6-9	270	Jr-2L	Klein, Texas (Klein)
83	Jack Esparza	6-4	240	Fr-RS	Austin, Texas (St. Michael's Catholic)
88	Baylor Cupp	6-6	260	Sr-1L	Brock, Texas (Brock)

WIDE RECEIVERS

1	Myles Price	5-10	190	Sr-3L	The Colony, Texas (The Colony)
4	Jordan Brown	5-11	185	Jr-1L	Dallas, Texas (DeSoto)
6	J.J. Sparkman	6-4	225	Jr-2L	Longview, Texas (Pine Tree)
8	Coy Eakin	6-2	210	Fr-RS	Stephenville, Texas (Stephenville)
9	Jerand Bradley	6-5	220	So-1L	Frisco, Texas (DeSoto)
10	Drae McCray	5-9	185	Jr-TR	Tallahassee, Fla. (North Florida Christian)
11	Loic Fouonji	6-4	215	Sr-3L	Midland, Texas (Lee)
13	Brady Boyd	6-1	205	Jr-1L	Southlake, Texas (Southlake Carroll)
14	Xavier White^	6-0	195	Sr-3L	Lubbock, Texas (Monterey)
19	Haydon Wiginton	5-11	195	So-SQ	Midlothian, Texas (Heritage)
20	Nehemiah Martinez I	5-9	205	Jr-2L	Lubbock, Texas (Cooper)
21	Tyler King	5-9	180	Fr-RS	Houston, Texas (Alief Taylor)
82	Drew Hocutt	6-0	190	Jr-1L	Lubbock, Texas (Frenship)
84	D.J. Crest	6-3	195	Fr-HS	El Paso, Texas (Parkland)
85	Aiden Meeks	5-10	175	Fr-HS	Rockwall, Texas (Rockwall)
86	T.J. West	6-1	195	Fr-HS	Houston, Texas (Humble)
87	Kelby Valsin	6-1	195	Fr-HS	Arlington, Texas (Bowie)

OFFENSIVE LINE

53	Rusty Staats	6-5	320	Sr-TR	Watertown, Tenn. (Watertown)
54	Kaden Carr	6-6	320	Fr-HS	Canadian, Texas (Lubbock Cooper)
56	Dennis Wilburn^	6-3	325	Sr-1L	Humble, Texas (Nimitz)
60	Nick Fattig	6-4	290	Fr-HS	League City, Texas (Clear Springs)
63	Dylan Shaw	6-4	310	Fr-HS	Corpus Christi, Texas (Flour Bluff)
64	Jurrien Loftin	6-5	315	Fr-RS	Aledo, Texas (Aledo)
65	Sheridan Wilson	6-5	300	Fr-RS	Argyle, Texas (Argyle)
66	Matt Keeler	6-6	305	So-1L	Chicago, Ill. (Nazareth Academy)
67	Dalton Merryman	6-9	305	So-TR	Montgomery, Texas (Montgomery)
68	Seth Martin	6-3	300	Fr-RS	Fort Worth, Texas (Everman)
69	Caleb Rodkey	6-4	315	So-SQ	Missouri City, Texas (Ridge Point)
70	Cole Spencer^	6-4	300	Sr-RS	Louisville, Ky. (Trinity)
71	Monroe Mills	6-6	315	Jr-1L	Columbia, Mo. (Father Tolton)
72	Landon Peterson	6-6	300	Sr-3L	Odessa, Texas (Permian)
74	Daniel Sill	6-5	305	Fr-HS	College Station, Texas (A&M Consolidated)
75	Jacoby Jackson	6-6	320	So-1L	Arlington, Texas (Mansfield Summit)
76	Caleb Rogers	6-5	310	Sr-3L	Mansfield, Texas (Lake Ridge)
77	Garrett Morphis	6-4	310	Fr-HS	Monticello, Ark. (Waco Midway - TX)
79	Ty Buchanan	6-6	310	So-1L	Corpus Christi, Texas (Calallen)

SPECIALISTS

30	Jackson Knotts	5-11	190	Jr-2L	Plant City, Fla. (Plant City)
31	Austin McNamara^	6-4	210	Sr-4L	Gilbert, Ariz. (Highland)
37	Brook Honore Jr.	6-0	185	Fr-RS	Manvel, Texas (Manvel)
38	Reese Burkhardt	6-1	205	Jr-TR	Andalusia, Ala. (Andalusia)
47	Jacob Mauch	6-3	220	Sr-SQ	Covina, Calif. (South Hills)
48	Stone Harrington	6-3	185	Fr-RS	Colleyville, Texas (Colleyville)
99	Gino Garcia	6-2	215	Sr-RS	Richardson, Texas (Pearce)

DEFENSIVE ROSTER BREAKDOWN

DEFENSIVE LINE

5	Quincy Ledet Jr.	6-2	305	Sr-TR	Orange, Texas (West Orange-Stark)
15	Robert Wooten	6-3	270	Jr-1L	Stafford, Texas (Stafford)
47	Tanner Allen	6-3	285	Fr-RS	Bryan, Texas (Bryan)
49	Tre'Darius Brown	6-2	300	Fr-HS	Natchitoches, La. (Natchitoches Central)
51	Jayden Cofield	6-2	305	Fr-HS	Austin, Texas (Manor)
91	Blake Burris	6-5	300	So-1L	Irving, Texas (Parish Episcopal)
93	Trevon McAlpine	6-3	300	Fr-RS	Saraland, Ala. (Saraland)
94	Braylon Rigsby	6-2	295	Fr-HS	Woodville, Texas (Woodville)
95	Jaylon Hutchings <sup>*</sup>	6-0	305	Sr-4L	Forney, Texas (Forney)
96	Amier Washington	6-2	275	Fr-HS	Orange, Texas (Little Cypress-Mauriceville)
97	Tony Bradford Jr. <sup>*</sup>	6-1	300	Sr-4L	Houston, Texas (North Shore)
98	E'Maurion Banks	6-5	305	So-SQ	Wichita Falls, Texas (Rider)

OUTSIDE LINEBACKERS

3	Bryce Ramirez	6-2	245	Sr-1L	Missouri City, Texas (George Ranch)
6	Myles Cole <sup>*</sup>	6-6	280	Sr-1L	Shreveport, La. (Evangel Christian Academy)
7	Steve Linton	6-5	235	Sr-TR	Dublin, Ga. (Dublin)
11	Charles Esters III	6-3	260	So-SQ	Cedar Hill, Texas (Cedar Hill)
14	Joseph Adedire	6-3	265	So-1L	Mansfield, Texas (Summit)
17	Isaac Smith	6-6	260	So-1L	Wagoner, Okla. (Wagoner)
19	Dylan Spencer	6-5	245	Fr-HS	Orange, Texas (C.E. King)
33	Harvey Dyson III	6-3	250	Fr-RS	Cedar Hill, Texas (Cedar Hill)
43	Chris Lemons	6-2	205	Fr-HS	Prosper, Texas (Prosper)
45	Terrell Tilmon	6-5	230	So-TR	Mansfield, Texas (Timberview)
46	Isaiah Crawford	6-4	230	Fr-HS	Post, Texas (Post)
90	Ansel Nedore	6-3	275	Fr-HS	Round Rock, Texas (Round Rock)
99	Sam Carrell	6-4	270	So-SQ	Albuquerque, N.M. (Sandia)

INSIDE LINEBACKERS

8	Jesiah Pierre	6-2	240	Sr-2L	Mount Dora, Fla. (Christian Academy)
10	Jacob Rodriguez	6-1	235	Jr-1L	Wichita Falls, Texas (Rider)
13	Ben Roberts	6-3	230	Fr-RS	Haslet, Texas (Eaton)
32	Tyrique Matthews <sup>*</sup>	5-11	235	Sr-4L	Houston, Texas (Eisenhower)
34	Bryce Robinson	6-2	235	Sr-SQ	Sachse, Texas (Sachse)
35	Miquel Dingle Jr.	6-2	220	Fr-HS	Charleston, S.C. (Byrnes)
36	Justin Horne	6-0	220	Fr-HS	New Orleans, La. (John Curtis Christian)
40	Wesley Smith	5-10	220	So-1L	Midland, Texas (Legacy)
41	Ty Kana	6-2	230	Fr-RS	Katy, Texas (Katy)
42	John Curry	6-2	220	Fr-HS	Lubbock, Texas (Coronado)
48	Gage Elder	5-11	225	So-SQ	Rockwall, Texas (Rockwall)
50	Trent Low	6-1	220	Jr-1L	Midland, Texas (Lee)

DEFENSIVE BACKS

0	Rayshad Williams <sup>*</sup>	6-3	215	Sr-2L	Memphis, Tenn. (Whitehaven)
1	Dadrión Taylor-Demerson <sup>*</sup>	5-11	195	Sr-4L	Oklahoma City, Okla. (Carl Albert)
2	Jalon Peoples	5-11	185	Fr-RS	Cedar Hill, Texas (Cedar Hill)
4	Nate Floyd	6-0	190	Jr-1L	College Station, Texas (A&M Consolidated)
9	C.J. Baskerville	6-3	215	Jr-TR	North Richland Hills, Texas (Richland)
12	Bralyn Lux	5-11	175	Sr-TR	San Jose, Calif. (King's Academy)
16	Macho Stevenson	6-1	190	Fr-HS	Shreveport, La. (Captain Shreve)
18	Tyler Owens <sup>*</sup>	6-2	210	Sr-1L	Plano, Texas (Plano East)
19	A.J. McCarty	6-0	190	Jr-TR	Brownwood, Texas (Brownwood)
20	Marcus Ramon-Edwards	6-3	210	Fr-HS	Lubbock, Texas (Trinity)
21	Cameron Watts	5-11	200	Sr-2L	Tulsa, Okla. (Union)
22	Maurion Horn	5-11	180	Fr-RS	Broken Arrow, Okla. (Broken Arrow)
23	Landon Hullaby	6-0	205	Fr-RS	Mansfield, Texas (Timberview)
24	Malik Dunlap <sup>*</sup>	6-3	220	Sr-2L	Charlotte, N.C. (Harding)
25	Chapman Lewis	6-1	180	Fr-HS	Burleson, Texas (Burleson Centennial)
26	Sammy Morris IV	6-1	205	So-SQ	Prosper, Texas (Prosper)
27	Brenden Jordan	6-0	215	Fr-HS	Mansfield, Texas (Mansfield)
28	Jordan Sanford	6-0	195	Fr-HS	Arlington, Texas (Mansfield Timberview)
29	Chief Collins	5-11	200	So-SQ	Lucas, Texas (Lovejoy)
30	Miles Thompson	5-11	175	Fr-HS	Cedar Rapids, Iowa (Washington)
31	Joseph Plunk	5-10	180	Jr-1L	Amarillo, Texas (Tascosa)
38	Anthony White	6-0	185	Fr-HS	Abernathy, Texas (Abernathy)
39	Luke Dillingham	6-1	200	Jr-SQ	Brock, Texas (Brock)

RETURNING/LOST

STARTERS RETURNING (6)

DL	Tony Bradford Jr.
DL	Jaylon Hutchings
LB	Jesiah Pierre
DB	Malik Dunlap
DB	Dadrión Taylor-Demerson
DB	Rayshad Williams

RETURNERS WITH STARTING EXPERIENCE (6)

DL	Robert Wooten
OLB	Joseph Adedire
OLB	Myles Cole
OLB	Bryce Ramirez
OLB	Isaac Smith
DB	Tyler Owens

LETTERWINNERS RETURNING (17)

DL	Tony Bradford Jr.
DL	Blake Burris
DL	Jaylon Hutchings
DL	Robert Wooten
OLB	Joseph Adedire
OLB	Myles Cole
OLB	Bryce Ramirez
OLB	Isaac Smith
LB	Trent Low
LB	Tyrique Matthews
LB	Jesiah Pierre
LB	Jacob Rodriguez
DB	Malik Dunlap
DB	Tyler Owens
DB	Joseph Plunk
DB	Dadrión Taylor-Demerson
DB	Rayshad Williams

STARTERS LOST (5)

OLB	Tyree Wilson
LB	Kosi Eldridge
LB	Krishon Merriweather
DB	Marquis Waters
DB	Reggie Pearson Jr.

LETTERWINNERS LOST (13)

DL	Phillip Blidi
DL	Vidal Scott Jr.
OLB	Tyree Wilson
LB	Jackson Baggett
LB	Patrick Curley
LB	Kosi Eldridge
LB	Krishon Merriweather
LB	Dimitri Moore
DB	Keyon Blankenbaker
DB	Adrian Frye
DB	Kobee Minor
DB	Marquis Waters
DB	Reggie Pearson Jr.



## OFFENSIVE DEPTH CHART: NOTES

## LEFT TACKLE

## 71 MONROE MILLS

Jr. | 6-6 | 315

• Joined TTU spring '22 after first two years at Oklahoma St. Shifted to LT in '23 after starting 10 games for Tech at RT last year. Suffered injury prior to '22 WVU game, which led to playing 10 of 13 games. Earned bachelor's summer 2023; used break built into fall camp schedule to walk stage on Aug. 5.

## 79 TY BUCHANAN

So. | 6-6 | 310

• Tech's primary backup for both tackle positions majority of '22 season. Arrived summer of '22; transferred from USC after one redshirt season. Injured in 1st career start (at TCU, 11/5); missed remainder of year. A consensus top-100 state recruit coming out of Corpus Christi Calallen.

## WIDE RECEIVER (Z)

## 9 JERAND BRADLEY

So. | 6-5 | 220

• Preseason All-Big 12 WR ... in '22, was just the 6th freshman since 1972 to lead the team in rec. yards (744) - also led team in rec. (51) and rec. TDs (6) in only nine starts. Named a 2nd Team Freshman All-American by The Athletic. Talled over 3,000 yards receiving in his three HS seasons (Texas-6A).

## 6 J.J. SPARKMAN

Jr. | 6-4 | 225

• Made first 3 career starts in '22. Caught 2 TDs in '21, both claimed national attention as each was featured on "You Got Moss'd" on ESPN (at OU/vs. Miss St.). East Texas native, son of an oil-field worker and a nurse, the oldest of three — fishing enthusiast — frequented Lake Fork back home.

## LEFT GUARD

## 75 JACOBY JACKSON

So. | 6-6 | 320

• Was Tech's 6th-man for OL in '22 and appears so in '23; started at RG in wk-2 for an inj. Wilburn and filled in for an inj. Spencer over the prev. four games. Plugged in at LG for 1st-ever start at NC St.; started final five gms at RG in '22 for Peterson's inj. Both father, Cedric, and uncle, Byron, played in the NFL.

## 70 COLE SPENCER

Sr. | 6-4 | 300

• Added to Tech roster in '22 as a six-year, 44-game starter from WKU to add exp. to the 2022 OL; now a 7th-year senior that will bolster the 2023 OL after a medical RS year (knee/back). Playing guard for first time having played tackle entire football career. Enjoys grilling BBQ. Owns two master's degrees.

## WIDE RECEIVER (H)

## 10 DRAE MCCRAY

Jr. | 5-9 | 185

• Comes to Texas Tech as an FCS All-American from Austin Peay - the same program tight ends coach Josh Cochran joined the Red Raiders from the year before. Can play inside and outside for TTU. Finished Austin Peay career w/ a 12-catch 92-yard outing at Alabama on Nov. 19, 2022.

## 13 BRADY BOYD

Jr. | 6-1 | 205

• Second-year Red Raider that transferred from Minnesota; welcomed by a familiar face in Joey McGuire; McGuire and Kris Boyd, Brady's father coached together at Cedar Hill HS. Played in nine games at Minnesota before joining Tech; made first career start in '22 in Red Raiders' Nov. 26 win vs. Oklahoma.

## CENTER

## 56 DENNIS WILBURN

Sr. | 6-3 | 325

• Arrived at Tech as a walk-on in '22 after four years split between FCS & JuCo. Earned starting center spot in '22 - never played C before - and started all 13 games at C; shifted to natural G position in '23; shifted back to C for TCU contest to due Staats injury. Earned B.A. in May, first in family to be a college grad.

## 65 SHERIDAN WILSON

R-Fr. | 6-5 | 300

• Comes from a strong lineage of football players. His father Jon Wilson, a four-year starter for Auburn from 1988-92, and his older brother, Preston Wilson, is currently a senior at Oklahoma State and its starting center. Won Class 4A Division I state title junior season.

## WIDE RECEIVER (Y)

## 1 MYLES PRICE

Sr. | 5-10 | 190

• Has averaged at least 3.0 rec/gm each year since 2020 true freshman season. One of 15 FBS players to record at least 13 catches in a game in '22, which was a career-high in Tech's win over Texas on Sept. 24, 2022. One of the smallest players on the team, but known for being the loudest personality.

## 14 XAVIER WHITE

Sr. | 6-0 | 195

• From WR in 2019, to running back in 2020 & 2021, White returned to WR in 2022 and will be slotted as such again in '23. He entered '23 as the team leader in career all-purpose yards (2,067). Local Lubbock product that went to HS less than five miles away from Jones AT&T Stadium.

## RIGHT GUARD

## 53 RUSTY STAATS

Sr. | 6-5 | 320

• First-year Red Raider who reconnected with coaches Kittley and Hamby, and former teammate Spencer from 5-year WKU career. Started 27 games over previous two seasons. Committed to Navy out of high school; hometown of Watertown, Tenn. is population 1,553; Class 2A HS football.

## 72 LANDON PETERSON

Sr. | 6-6 | 300

• Earned starting nod out of '22 camp. Started first 8 games at RG before season-ending injury. Played soccer (goalie) before football, dad was head men's soccer coach at UT Permian Basin for 22 years, began football as HS freshman. Was a kicker as Fr., deep snapper as So. and moved to OL as a junior.

## WIDE RECEIVER (X)

## 8 COY EAKIN

R-Fr. | 6-2 | 210

• Led the nation with 2,140 receiving yards in HS senior season as he helped his team go 16-0 and win the 2021 Class 4A D-I state title. Started true freshman season on Tech's 2-deep. Suffered injuries each of the last two seasons in fall camp delaying starts to his years. Held three Power Five (Tech, TCU, Washington State) offers.

## 4 JORDAN BROWN

Jr. | 5-11 | 185

• A second-year Red Raider after joining team in '22 following two years at Kansas. Emerged as a kick return threat late in the '22 season after recovering from a preseason injury. Had a solid '23 fall camp that has propelled him to increased offensive snaps. Added 10 lbs. to frame this past offseason.

## RIGHT TACKLE

## 76 CALEB ROGERS

Sr. | 6-5 | 310

• With 38 career starts at Tech, is the most experienced player in Red Raiders' offense. Returns to RT in '23 after playing LT in '22. Has experience at RT, starting 13/13 games in '21. Owned three starts at LT to close 2020, which attributes to his 38-game starts streak. Once recruited to Baylor by Joey McGuire.

## 66 MATT KEELER

So. | 6-6 | 305

• Saw two starts at RT in '22 - the first coming versus West Virginia. Two days prior to playing WVU, learned he would be starting his first FBS game. Broken wrist in HS narrowed options; FBS offers started while at Coffeyville CC, including Arizona St., Miss St., Va Tech, Mich St. & Illinois.

## TIGHT END

## 80 MASON THARP

Jr. | 6-9 | 270

• Added 10 lbs. to his 6-9 frame in each of the last two offseasons. Behren Morton, roommate, aided recruitment of Tharp, dating back to his junior day. Caught Morton's 1st career TD pass. Wears 3X-size gloves for hands that measure 10.5 inches. Credited w/ 412 off. snaps in '22 by PFF; led TTU for TE's despite missing 3 games.

## 88 BAYLOR CUPP

Sr. | 6-6 | 260

• Second-year transfer from Texas A&M. Out of HS, was ranked the top tight end and the No. 2 recruit in the state by 247Sports. Played in 10 games over three years (2019-21) while battling injuries at A&M. Started 6 of last 7 games of '22 season; caught game-deciding TD at Iowa State in 4th Qtr. that clinched bowl eligibility for Tech.

## QUARTERBACK

## 2 BEHREN MORTON

So. | 6-2 | 215

• Back in the mix as the starter for the second season in a row to spell on an injured Tyler Shough. Displayed potential in four starts during 2022 redshirt freshman season that made him highest-rated QB signee in program history. Starting debut came on the road Oct. 8, 2022 at No. 7 Okla. State - answered by becoming fourth freshman since 1999 to have 300-yard passing game in first career start. Part of a TTU offense that became second FBS program since 1996 to have three different QBs throw for at least 1,000 yards in a season. Totaled more than 8,800 passing yards and 84 touchdowns in three seasons at Eastland High School. He was a consensus four-star prospect, ranking sixth nationally among pro-style quarterbacks. He grew up in Lubbock for part of his youth as his father was the head football coach at Monterey HS in Lubbock for 11 years.

## 17 JAKE STRONG

Fr. | 6-1 | 210

• True freshman. One of the top quarterback prospects in the state of Texas ... set Northwest High School records for career passing yards (6,688), passing touchdowns (82), total yards (8,284) and total touchdowns (100) during his career -- a 5A program located in Justin, Texas - approx. 30 min. north of Fort Worth. Was a three-year starter, however, was called up to the varsity team seven weeks into his freshman season and saw significant snaps. As a sophomore, became the full-time starter and led an offense that averaged 458 yards per game and scored more than 50 points in five games. Strong won District 3-5A-I Newcomer of the Year. Zach Kittley offered Strong his first FBS scholarship when he held the same position at Western Kentucky. He again offered once on the Tech coaching staff and Strong committed two days later making head coach Joey McGuire's first quarterback commitment. Rated a four-star prospect by ESPN and a three-star recruit by 247Sports, Rivals and ON3.com. Joined the Red Raiders spring 2023 and went through spring practices.

## RUNNING BACK

## 28 TAHJ BROOKS

Sr. | 5-10 | 230

• At current pace, he would become the first Red Raider since Baron Batch in 2010 to lead the team in rushing over three-consecutive seasons. Brooks and SaRodrick Thompson Jr. formed one of the top 1-2 running back combos in football over the previous three seasons in Lubbock, but since Thompson moved on to the NFL, the bulk of the workload is with Brooks, alongside sophomore Cam'Ron Valdez in 2023. In game No. 7 of the 2023 season, Brooks surpassed his 2022 single season best rushing total mark of 691 yards as he entered the game with 688, breezing past it with 98 rushing yards to set a new single season career-high. Brooks led the Red Raiders with 691 yards in 2022 and 568 yards in 2021 and is now making a dent into the Red Raiders' all-time Top 10 for career rushing yards. From Austin area Manor HS where he registered three seasons of at least 1,000 yards rushing. Brooks held his first youth camp in June at Manor High School; a free event that had more than 200 kids attend his camp on Father's Day, June 18. An endzone celebration pointing to his wrist to open the 2021 season versus Houston at NRG Stadium, has grown into the staple celebration "Brooks Time."

## 0 CAM'RON VALDEZ

So. | 5-9 | 205

• Sideline last season, the 4-star Rivals prospect displayed his potential late in the 2022 season. Not only was Valdez slotted behind one of the top 1-2 punches between SaRodrick Thompson Jr. and Tahj Brooks last season, he suffered a leg injury during the 2022 preseason that kept him out of the first eight games of the season. Made his season debut at TCU on Nov. 5, receiving three carries late totaling 71 yards as burst for 38 on one of the three runs. Cousins with Red Raider great Le'Raven Clark who was selected in the third round of the 2016 NFL Draft by Indianapolis Colts; entering eighth NFL season in '23 playing for the Philadelphia Eagles.

## DEFENSIVE DEPTH CHART: NOTES

## TACKLE

**95 JAYLON HUTCHINGS**  
Sr. | 6-0 | 305

- Has started 55 consecutive games for the Red Raiders, the nation's second longest active streak. Teammates call him J-Boog. A force who was once a H.S. RB, now owns a 500-lb. bench, a 700-lb. squat & clocked at 18mph. 2nd-highest graded returning DT in Big 12 by PFF.

**5 QUINCY LEDET JR.**  
Sr. | 6-2 | 305

- A newcomer but with strong ties to TTU program. Joins Red Raiders as second transfer from UL-Monroe in as many years, teaming up with Myles Cole. Played HS football at same HS that TTU GM James Blanchard did during his playing days - both from Orange. Has two years eligibility remaining.

## WILL

**3 BRYCE RAMIREZ**  
Sr. | 6-6 | 260

- On the watch list for '23 Comeback POY, suffered a compound leg fracture in first career start at NC State (9/17/22). Surprised with a scholarship prior to the 2021 season getting underway. After first two seasons on scout team (2019-20), inserted into each of the final seven games of the 2021 season, special teams.

**13 JACOB RODRIGUEZ**  
Jr. | 6-1 | 235

- A HS QB that spent first collegiate season at U of Virginia in '21 as a QB, blossomed into a productive Tech linebacker in '22. Passed for more than 7,000 yards and ran for more than 3,000 yards in three HS seasons. Played in 12/13 games in '22 posting 29 TKLs, 3 TFLs and 1 FF. Missed most '23 season after injury at Wyoming.

## STAR

**18 TYLER OWENS**  
Sr. | 6-2 | 210

- A former five-star safety that transferred to Tech with two years eligibility prior to '22 season from Texas. Vertical-jumped over 40 inches this past offseason; clocked running at more than 23mph in a game. Closed '22 season w/ career-high six tackles to go along with an INT and a forced fumble in the Texas Bowl win versus Ole Miss.

**27 BRENDEN JORDAN**  
Fr. | 6-0 | 115

- A 247Sports 4-star recruit that attended Mansfield HS in the DFW metroplex. Member of ESPN300 at No. 224 overall nationally and regarded as the No. 13 safety nationally by ESPN. Started on varsity as a freshman. Saints are favorite NFL team. Nickname is B.J.; favorite restaurant is B.J.'s

## NOSE

**97 TONY BRADFORD JR.**  
Sr. | 6-1 | 300

- A staple on the D-Line since 2019 (51 GP/34 GS). Referred to by Joey McGuire as "the mayor of Lubbock" because of his personality and community service. Intern with the Texas Tech Police Department since the spring of 2020. Named to 2022 AFCA Good Works Team; honored Dec. 31, 2022 at the Sugar Bowl.

**98 E'MAURION BANKS**  
So. | 6-5 | 305

- Credited by HC McGuire as one of TTU's most improved players late in the '22 season; manufactured Texas Bowl practices into seeing most significant action as a Red Raider in the bowl game. Was state top-100 recruit out of Rider HS in Wichita Falls. Goes by the nickname "Dooda".

## MIKE

**13 BEN ROBERTS**  
R-Fr. | 6-3 | 230

- Thrust into starting role in week 2 contest vs. Oregon and delivered in 1st career start with 12 tkl, 1.5 TFLs, 0.5 sacks and 1 FF. Appeared in two gms as a true frosh. Shifted from safety at HS level to LB in college. A consensus 3-star recruit from DFW area that garnered first-team 6A all-district honors.

**8 JESIAH PIERRE**  
Sr. | 6-2 | 240

- Returns to ILB in '23, a position he played two seasons at UF and in HS after playing OLB for the first time in his career last season. Tallied a career-high 14 tackles in first start of '23 season at Wyoming in return to ILB. A Haitian-American, mother a native of Haiti. Can understand some Creole.

## SAFETY

**1 DADRION TAYLOR-DEMERTON**  
Sr. | 5-11 | 195

- Affectionately known as "Rabbit" since the 2nd grade to friends and family, coined from playing football as one of the smallest players on the team. Storied HS career included three-straight state titles [OKla.] and Player of the Year honors. In March 2022, became father to daughter Layla Grace.

**25 CHAPMAN LEWIS**  
Fr. | 6-1 | 180

- A true freshman hailing from Burleson Centennial in the DFW metroplex that joined the team for spring football. Shifted to safety in the fall after taking reps at both corner spots in the spring; spurred by the depth Bralyn Lux added in June. Recruited by TCU, UCLA, Utah and others. Mother played basketball at Alabama A&M.

## EDGE

**6 MYLES COLE**  
Sr. | 6-6 | 280

- Moves from Coach Fitch's (DL) meeting room to Coach Ah You's (OLB) in 2023. The 6-6, 280-pounder that has an 86-inch wingspan - clocked with a 20.3mph max speed - takes the task to replace No. 7 overall draft pick Tyree Wilson on the edge. A native of Shreveport, Louisiana.

**19 DYLAN SPENCER**  
Fr. | 6-5 | 245

- From Class 6A Houston King, was a unanimous state top-100 prospect. Senior year had 75 tackles, including 20 tackles for loss and nine sacks. Switched oral commitment from Texas to Texas Tech late during recruiting process. Listed as a four-star prospect by both ESPN and ON3.com.

## OLB

**14 JOSEPH ADEIDIRE**  
So. | 6-3 | 265

- Led true freshman in '22 with six starts. Chose Tech over offers from more than a dozen power-5 programs, including LSU, Michigan & Oregon. Was HS teammates w/ OL Jacoby Jackson. Switched to his previous H.S. number this offseason - 14.

**7 STEVE LINTON**  
Sr. | 6-5 | 235

- Gained approx. 15 lbs. over offseason, listed at 219 last season at Syracuse. Owned 3.5 career sacks and 6.0 TFLs in 29 career games at SU. Also on basketball and track teams in HS. NFL draft analyst Dane Brugler ranks him as the No. 8 senior-year edge rusher for the 2024 draft.

## SAFETY

**9 C.J. BASKERVILLE**  
Jr. | 6-3 | 215

- Arrives to Tech in '23 after two seasons at San Diego State; played boundary safety for SDSU. Is a Texas product. Born in Houston; played at Katy HS (Fr./So.) before moving to DFW area. Richland HS coach Ged Kates endorsed McGuire in transfer process. Received D1 offers for WR & DB in high school. C.J. is short for Christopher Julian.

**28 JORDAN SANFORD**  
Fr. | 6-0 | 190

- The second Mansfield Timberview defensive back product to join the Red Raiders in as many years as he joins former teammate Landon Hullahby at Texas Tech. A T&F stand out, setting PRs of 10.55 seconds in the 100m and 21.74 in the 200m as a senior. Consensus four-star prospect by the likes of 247Sports, Rivals, ESPN and ON3.com.

## CORNERBACK

**24 MALIK DUNLAP**  
Sr. | 6-3 | 220

- Tech's sole returner who was a member of last year's All-Big 12 Team (2nd-Team DB). Had most productive season of career in '22, making 11 of 22 career starts - started 11/12 gms played in. Ranked 2nd in Big 12 w/ 11 PBUs. Appeared in 7 games, 1 start, fighting injuries in 1st season at Tech in '21, after 3 years at NC St.

**22 MAURION HORN**  
R-Fr. | 5-11 | 180

- Consensus four-star recruit by the likes of 247Sports, Rivals and ESPN ... recognized as the No. 27 cornerback in the 2022 class and the No. 5 player in the state of Oklahoma by ESPN. Standout two-way player on the HS level splitting time as a RB and DB during prep career. Did not see the field as a true freshman for the Red Raiders.

GAME-BY-GAME STARTERS

OFFENSE

GAME	QB	RB	TE	WR	WR	WR	LT	LG	C	RG	RT
at Wyoming	Shough	Brooks	Tharp	Bradley	Price	Fouonji	Mills	Spencer	Staats	Wilburn	Rogers
Oregon	Shough	Brooks	Tharp	Bradley	White	Sparkman	Mills	Spencer	Staats	Jackson	Rogers
Tarleton State	Shough	Brooks	Tharp	Bradley	Price	Brown	Mills	Spencer	Staats	Wilburn	Rogers
at West Virginia	Shough	Brooks	Tharp	Bradley	White	Brown	Mills	Spencer	Staats	Wilburn	Rogers
Houston	Morton	Brooks	Tharp	Bradley	Price	Eakin	Mills	Spencer	Staats	Wilburn	Rogers
at Baylor	Morton	Brooks	Cupp	Bradley	Price	Eakin	Mills	Jackson	Staats	Wilburn	Rogers
Kansas State	Morton	Brooks	Cupp	Bradley	Price	Eakin	Mills	Jackson	Staats	Wilburn	Rogers
at BYU	Strong	Brooks	Cupp	York (TE)	Price	Eakin	Mills	Jackson	Staats	Wilburn	Rogers
TCU	Morton	Brooks	Cupp	Bradley	Price	White	Mills	Jackson	Wilburn	Staats	Rogers
at Kansas	--	--	--	--	--	--	--	--	--	--	--
UCF	--	--	--	--	--	--	--	--	--	--	--
at Texas	--	--	--	--	--	--	--	--	--	--	--

DEFENSE

GAME	NT	DT	EDGE	LB-WILL	LB-MIKE	OLB	==	CB	S	S	CB
at Wyoming	Hutchings	Bradford Jr.	Cole	Pierre	Rodriguez	Linton	Jordan (Star)	Williams	Taylor-Demerson	Owens	Lux
Oregon	Hutchings	Bradford Jr.	Cole	Pierre	Roberts	Linton	Jordan (Star)	Williams	Taylor-Demerson	Owens	Lux
Tarleton State	Hutchings	Bradford Jr.	Cole	Pierre	Roberts	Linton	Baskerville (Star)	Williams	Taylor-Demerson	Lux	Dunlap
at West Virginia	Hutchings	Bradford Jr.	Cole	Pierre	Roberts	Adedire	Baskerville (Star)	Williams	Taylor-Demerson	Owens	Dunlap
Houston	Hutchings	Bradford Jr.	Cole	Dingle Jr.	Roberts	Adedire	Baskerville (Star)	Williams	Taylor-Demerson	Owens	Dunlap
at Baylor	Hutchings	Bradford Jr.	Cole	Pierre	Roberts	Adedire	Baskerville (Star)	Lux	Taylor-Demerson	Owens	Dunlap
Kansas State	Hutchings	Bradford Jr.	Cole	Pierre	Roberts	Adedire	Esters (OLB)	Williams	Taylor-Demerson	Owens	Dunlap
at BYU	Hutchings	Bradford Jr.	Cole	Ramirez	Roberts	Linton	Baskerville (Star)	Williams	Taylor-Demerson	Owens	Dunlap
TCU	Hutchings	Bradford Jr.	Cole	Ramirez	Roberts	Adedire	Jordan (Star)	Williams	Taylor-Demerson	Baskerville	Dunlap
at Kansas	--	--	--	--	--	--	--	--	--	--	--
UCF	--	--	--	--	--	--	--	--	--	--	--
at Texas	--	--	--	--	--	--	--	--	--	--	--

STARTS LEADERS IN 2023		
PLAYER (CL.), POS.	STARTS	
1. Tony Bradford Jr. (Sr.), DL	9	
2. Tahj Brooks (Sr.), RB	9	
3. Myles Cole (Sr.), OLB	9	
4. Jaylon Hutchings (Sr.), DL	9	
5. Monroe Mills (Jr.), OL	9	
6. Caleb Rogers (Sr.), OL	9	
7. Rusty Staats (Sr.), OL	9	
8. Dadrion Taylor-Demerson (Sr.), DB	9	
9. Jerand Bradley (So.), WR	8	
10. Ben Roberts (RFr.), LB	8	
11. Dennis Wilburn (Sr.), OL	8	
12. Rayshad Williams (Sr.), DB	8	
13. Malik Dunlap (Sr.), DB	7	
14. Tyler Owens (Sr.), DB	7	
15. Myles Price (Sr.), WR	7	
16. C.J. Baskerville (Jr.), DB	6	
17. Jesiah Pierre (Sr.), LB	6	
18. Jacoby Jackson (So.), OL	5	
19. Mason Tharp (Jr.), TE	5	
20. Cole Spencer (Sr.), OL	5	
21. Joseph Adedire (So.), OLB	5	
22. Bralyn Lux (Sr.), DB	4	
23. Tyler Shough (Sr.), QB	4	
24. Coy Eakin (RFr.), WR	4	
25. Steve Linton (Sr.), OLB	4	
26. Behren Morton (So.), QB	4	
27. Baylor Cupp (Sr.), TE	4	
28. Brenden Jordan (Fr.), DB	3	
29. Xavier White (Sr.), WR	3	
30. Bryce Ramirez (Sr.), OLB	2	
31. Jordan Brown (Jr.), WR	2	
32. Miquel Dingle Jr. (Fr.), LB	1	
33. Charles Esters (So.), OLB	1	
34. Loic Fouonji (Sr.), WR	1	
35. Jacob Rodriguez (Jr.), LB	1	
36. J.J. Sparkman (Jr.), WR	1	
37. Jake Strong (Fr.), QB	1	
38. Jayden York (Jr.), TE	1	
Fr. - 5      So. - 5      Jr. - 7      Sr. - 21		

CONSECUTIVE STARTS LEADERS		
PLAYER, POS.	CONSECUTIVE STARTS*	
Jaylon Hutchings, DL	55	
Caleb Rogers, OL	38	
Tony Bradford Jr., DL	22	
Dadrion Taylor-Demerson, DB	18	
Monroe Mills, OL	13	
Tahj Brooks, RB	9	
Rusty Staats, OL	9	
Myles Cole, OLB	9	
Ben Roberts, LB	8	
Dennis Wilburn, OL	7	
Malik Dunlap, DB	7	
Myles Price, WR	5	
Jacoby Jackson, OL	4	
Baylor Cupp, TE	4	
Rayshad Williams, DB	3	
Bryce Ramirez, LB	2	
C.J. Baskerville, DB	2	
Brenden Jordan, DB	1	
Xavier White, WR	1	
Behren Morton, DB	1	
Joseph Adedire, OLB	1	
Jerand Bradley, WR	1	
* consecutive starts at Texas Tech		

NEWCOMER TRACKER		
TRANSFERS		GP/GS
#53 Rusty Staats (Sr.), OL		9/9
#10 Drae McCray (Jr.), WR		9/0
#38 Reese Burkhardt (Jr.), K		9/0
#45 Terrell Tilmon (So.), OLB		9/0
#5 Quincy Ledet Jr. (Sr.), DL		9/0
#7 Steve Linton (Sr.), OLB		8/4
#12 Braylyn Lux (Sr.), DB		8/4
#9 C.J. Baskerville (Jr.), DB		7/6
TRUE FRESHMEN		GP/GS
#27 Brenden Jordan, DB		9/3
#25 Chapman Lewis, DB		8/0
#28 Jordan Sanford, DB		7/0
#19 Dylan Spencer, OLB		5/0
=====		
#35 Miquel Dingle Jr., LB		4/1
#42 John Curry, LB		3/0
#17 Jake Strong, QB		1/1
#94 Braylon Rigbsby, DL		1/0
#51 Jayden Cofield, DL		1/0



GAME 10 DEPTH CHART

OFFENSE

QB	2	Behren Morton	6-2	215	So.-1L
	17	Jake Strong	6-1	210	Fr.-HS
RB	28	Tahj Brooks	5-10	230	Sr.-3L
	0	Cam'Ron Valdez	5-9	205	So.-1L
Z	9	Jerand Bradley	6-5	220	So.-1L
	6	J.J. Sparkman	6-4	225	Jr.-2L
Y	1	Myles Price	5-10	190	Sr.-3L
	14	Xavier White	6-0	195	Sr.-3L
	20	Nehemiah Martinez I	5-9	205	Jr.-2L
H	10	Drae McCray	5-9	185	Jr.-TR
	13	Brady Boyd	6-1	205	Jr.-1L
X -or- -or-	8	Coy Eakin	6-2	210	Fr.-RS
	4	Jordan Brown	5-11	185	Jr.-1L
	11	Loic Fouonji	6-4	215	Sr.-3L

DEFENSE

NT	95	Jaylon Hutchings	6-0	305	Sr.-4L
	5	Quincy Ledet Jr.	6-2	305	Sr.-TR
DT	97	Tony Bradford Jr.	6-1	300	Sr.-4L
	98	E'Maurion Banks	6-5	300	So.-SQ
EDGE	6	Myles Cole	6-6	280	Sr.-1L
	19	Dylan Spencer	6-5	245	Fr.-HS
WILL -or-	3	Bryce Ramirez	6-2	245	Sr.-1L
	10	Jacob Rodriguez	6-1	235	Jr.-1L
MIKE -or-	13	Ben Roberts	6-3	230	Fr.-RS
	8	Jesiah Pierre	6-2	240	Sr.-2L
OLB -or-	14	Joseph Adedire	6-3	265	So.-1L
	7	Steve Linton	6-5	235	Sr.-TR

TE	80	Mason Tharp	6-9	270	Jr.-2L	
	-or-	88	Baylor Cupp	6-6	260	Sr.-1L
		43	Henry Teeter	6-4	250	Sr.-2L
-or-	15	Jayden York	6-4	250	Jr.-1L	
LT	71	Monroe Mills	6-6	315	Jr.-1L	
	79	Ty Buchanan	6-6	310	So.-1L	
LG	75	Jacoby Jackson	6-6	320	So.-1L	
	-or-	70	Cole Spencer	6-4	300	Sr.-RS
C	56	Dennis Wilburn	6-3	325	Sr.-1L	
	65	Sheridan Wilson	6-5	300	Fr.-RS	
RG	53	Rusty Staats	6-5	320	Sr.-TR	
	72	Landon Peterson	6-6	300	Sr.-3L	
RT	76	Caleb Rogers	6-5	310	Sr.-3L	
	66	Matt Keeler	6-6	305	So.-1L	

STAR	18	Tyler Owens	6-2	210	Sr.-1L	
	27	Brenden Jordan	6-0	215	Fr.-HS	
	31	Joseph Plunk	5-10	180	Jr.-1L	
CB	12	Bralyn Lux	5-11	175	Sr.-TR	
	-or-	0	Rayshad Williams	6-3	215	Sr.-2L
	2	Jalon Peoples	5-11	185	Fr.-RS	
S	1	Dadrion Taylor-Demerson	5-11	195	Sr.-4L	
	25	Chapman Lewis	6-1	180	Fr.-HS	
S	9	C.J. Baskerville	6-3	215	Jr.-TR	
	28	Jordan Sanford	6-0	195	Fr.-HS	
CB	24	Malik Dunlap	6-3	220	Sr.-2L	
	22	Maurion Horn	5-11	180	Fr.-RS	

SPECIAL TEAMS

P	31	Austin McNamara	6-4	210	Sr.-4L
	37	Brook Honore' Jr.	6-0	185	Fr.-RS
K	99	Gino Garcia	6-2	215	Sr.-RS
	38	Reese Burkhardt	6-1	205	Jr.-TR
LS	30	Jackson Knotts	5-11	190	Jr.-2L
	47	Jacob Mauch	6-3	220	Sr.-SQ
KO	38	Reese Burkhardt	6-1	205	Jr.-TR
	99	Gino Garcia	6-2	215	Sr.-RS
H	31	Austin McNamara	6-4	210	Sr.-4L

KR	10	Drae McCray	5-9	185	Jr.-TR
	4	Jordan Brown	5-11	185	Jr.-1L
	14	Xavier White	6-0	195	Sr.-3L
	1	Myles Price	5-10	190	Sr.-3L
	20	Nehemiah Martinez I	5-9	205	Jr.-2L
PR	1	Myles Price	5-10	190	Sr.-3L
	14	Xavier White	6-0	195	Sr.-3L

ACTIVE CAREER STARTS LEADERS

PLAYER, POS.	TTU	OVERALL
	GP/GS	GP/GS*
Jaylon Hutchings, DL	60/55	--
Caleb Rogers, DL	44/38	--
Tony Bradford Jr., DL	51/34	--
Dadriion Taylor-Demerson, DB	55/33	--
Rayshad Williams, DB	35/32	57/40
Myles Price, WR	41/28	--
Dennis Wilburn, OL	21/21	32/31
Mason Tharp, TE	27/20	--
Jesiah Pierre, LB	32/19	45/19
Tahj Brooks, RB	41/19	--
Malik Dunlap, DB	28/19	51/29
Monroe Mills, OL	19/19	21/19
Jerand Bradley, WR	25/17	--
Tyler Shough, QB	15/13	30/20
Jacoby Jackson, OL	23/11	--
Joseph Adedire, OLB	20/11	--
Myles Cole, OLB	22/10	56/22
Baylor Cupp, TE	20/10	30/11
Tyler Owens, DB	20/9	47/10
Landon Peterson, OL	33/9	--
Rusty Staats, OL	9/9	54/36
Xavier White, WR	47/8	--
Behren Morton, QB	17/8	--
Ben Roberts, LB	11/8	--
C.J. Baskerville, DB	7/6	29/17
Loic Fouonji, WR	41/5	--
Cole Spencer, OL	5/5	51/49
Nehemiah Martinez, WR	32/4	--
JJ Sparkman, WR	29/4	--
Bralyn Lux, DB	8/4	35/26
Steve Linton, OLB	8/4	37/6
Coy Eakin, WR	5/4	--
Henry Teeter, TE	33/3	42/3
Bryce Ramirez, LB	17/3	--
Brenden Jordan, DB	9/3	--
Jordan Brown, WR	15/2	17/2
Isaac Smith, OLB	11/2	--
Matt Keeler, OL	24/2	--
Jacob Rodriguez, LB	26/1	--
Jayden York, TE	22/1	-
Brady Boyd, WR	12/1	21/1
Ty Buchanan, OL	9/1	--
Charles Esters III, OLB	9/1	--
Miquel Dingle, Jr. LB	2/1	--
Jake Strong, QB	1/1	-
Drae McCray, WR	9/0	31/22
Quincy Ledet Jr., DL	9/0	40/19

\* total starts | Texas Tech + previous DI institution

14 JOSEPH ADEDIRE

OLB | So. | 2nd Yr. | Mansfield, Texas | Summit HS

PARTICIPATION	2022	2023	CAREER
GP/GS	12/6	8/5	20/11

CAREER STATS											
TACKLES	GP	UA	A	Total	TFL	Yds	PD	FF	FR	Blkd	QBH
2022	12	9	10	19	3.5	11	0	0	0	0	4
2023	8	10	7	17	2.5	2	0	0	0	0	2
Totals	20	19	17	36	6	13	0	0	0	0	6

SACKS	G	UA	A	Total	Yds
2022	12	1	0	1.0	4
2023	8	0	0	0.0	0
Totals	20	1	0	1.0	4

2023 GAME-BY-GAME STATS										
Opponent	GS	UA	A	TOT	SACKS-YDS	TFL-YDS	FF	FR	INT	QBH
at Wyoming	0	0	0		0.0	0.0-0	0	0	0	0
Oregon	1	1	2		0.0	0.5-0	0	0	0	0
Tarleton State	DNP-injured									
at West Virginia	*	2	2	4	0.0	0.0	0	0	0	0
Houston	*	2	0	2	0.0	0.0	0	0	0	1
at Baylor	*	1	0	1	0.0	0.0	0	0	0	0
Kansas State	*	3	0	3	0.0	2.0-2	0	0	0	0
at BYU		0	2	2	0.0	0.0	0	0	0	0
TCU	*	1	2	3	0.0	0.0	0	0	0	1
at Kansas	-	-	-	-	-	-	-	-	-	-
UCF	-	-	-	-	-	-	-	-	-	-
at Texas	-	-	-	-	-	-	-	-	-	-
Totals	10	7	17		0.0-0	2.5-2	0	0	0	2

2022 GAME-BY-GAME STATS										
Opponent	GS	UA	A	TOT	SACKS-YDS	TFL-YDS	FF	FR	INT	QBH
Murray State	DNP-injured									
Houston	0	0	0		0.0-0	0.0-0	0	0	0	0
at NC State	0	1	1		0.0-0	0.5-1	0	0	0	0
Texas	0	0	0		0.0-0	0.0-0	0	0	0	0
at Kansas State	1	0	1		0.0-0	0.0-0	0	0	0	0
at Oklahoma St.	*	2	0	2	0.0-0	1.0-5	0	0	0	1
West Virginia	0	1	1		0.0-0	0.0-0	0	0	0	0
Baylor	*	1	0	1	0.0-0	0.0-0	0	0	0	0
at TCU	1	2	3		0.0-0	0.0-0	0	0	0	0
Kansas	*	2	1	3	0.0-0	0.5-1	0	0	0	1
at Iowa State	*	1	0	1	0.0-0	0.0-0	0	0	0	1
Oklahoma	*	1	3	4	1.0-4	1.0-4	0	0	0	1
Ole Miss	*	0	2	2	0.0-0	0.5-0	0	0	0	0
Totals	9	10	19		1.0-4	3.5-11	0	0	0	4

9 C.J. BASKERVILLE

DB | Jr. | 3rd Yr. (1st at Tech) | North Richland Hills, Texas | Richland HS

PARTICIPATION	2021*	2022*	2023	CAREER
GP/GS	14/4	8/7	7/6	29/17

\* at San Diego State

CAREER STATS											
TACKLES	GP	UA	A	Total	TFL	Yds	PD	FF	FR	INT	QBH
2021 (SDSU)	14	23	16	39	1.0	3	3	0	1	1	0
2022 (SDSU)	8	20	16	36	1.5	4	3	0	0	0	0
2023 (TTU)	7	32	14	46	3.5	13	4	0	0	0	2
TOTALS	29	75	46	121	6.0	20	10	0	1	1	2

INTERCEPTIONS	GP	No	Yds	TD	LG	AVG/R
2021 (SDSU)	14	1	0	0	0	0.0
2022 (SDSU)	8	0	0	0	0	0.0
2023 (TTU)	7	0	0	0	0	0.0
TOTALS	29	1	0	0	0	0.0

2023 GAME-BY-GAME STATS									
Opponent	GS	UA	A	TOT	TFL-YDS	INT-YDS	FF	FR	PBU
at Wyoming		3	1	4	1.5-6	0-0	0	0	0
Oregon		DNP-injured							
Tarleton St.	*	3	3	6	0.0	0-0	0	0	2
at West Virginia	*	4	3	7	0.0	0-0	0	0	0
Houston	*	9	0	9	1.0-5	0-0	0	0	1
at Baylor	*	4	2	6	1.0-2	0-0	0	0	0
Kansas State		DNP-injured							
at BYU	*	2	3	5	0.0	0-0	0	0	1
TCU	*	7	2	9	0.0	0-0	0	0	0
at Kansas		-	-	-	-	-	-	-	-
UCF		-	-	-	-	-	-	-	-
at Texas		-	-	-	-	-	-	-	-
Totals		32	14	46	3.5-13	0-0	0	0	4

2021 GAME-BY-GAME STATS (@ SAN DIEGO STATE)									
Opponent	GS	UA	A	TOT	TFL-YDS	INT-YDS	FF	FR	PBU
Arizona	*	3	3	6	0.0-0	0-0	0	0	0
Idaho State	*	4	4	8	0.0-0	0-0	0	0	0
at Utah	*	4	0	4	1.0-3	0-0	0	0	0
Toledo	*	3	5	8	0.5-1	0-0	0	0	0
at Boise State	*	3	2	5	0.0-0	0-0	0	0	2
Hawai'i.	*	1	0	1	0.0-0	0-0	0	0	1
at Nevada	*	2	2	4	0.0-0	0-0	0	0	0
Air Force		0	0	0	0.0-0	0-0	0	0	0
Totals		20	16	36	1.5-4	0-0	0	0	3

2021 GAME-BY-GAME STATS (@ SAN DIEGO STATE)									
Opponent	GS	UA	A	TOT	TFL-YDS	INT-YDS	FF	FR	PBU
New Mexico St.		0	0	0	0.0-0	0-0	0	0	0
at Arizona		0	0	0	0.0-0	0-0	0	0	0
Utah		0	0	0	0.0-0	0-0	0	0	0
Towson		1	1	2	0.5-2	0-0	0	0	0
New Mexico		1	1	2	0.0-0	0-0	0	0	0
at San Jose St.		0	0	0	0.0-0	0-0	0	0	0
at Air Force		1	0	1	0.0-0	0-0	0	0	0
Fresno State		0	0	0	0.0-0	0-0	0	0	0
at Hawai'i		1	1	2	0.0-0	0-0	0	1	0
Nevada		1	2	3	0.0-0	0-0	0	0	0
at UNLV	*	2	4	6	0.0-0	0-0	0	0	1
Boise State	*	3	2	5	0.5-1	0-0	0	0	0
Utah State	*	8	1	9	0.0-0	0-0	0	0	2
vs. UTSA	*	5	4	9	0.0-0	1-0	0	0	0
Totals		23	16	39	1.0-3	1-0	0	1	3



97 TONY  
BRADFORD JR.

DL | S-Sr. | 5th Yr. | Houston, Texas | North Shore HS

PARTICIPATION	2019	2020	2021	2022	2023	CAREER
GP/GS	11/2	8/8	10/2	13/13	9/9	51/34

CAREER STATS

TACKLES	GP	UA	A	Total	TFL	Yds	PD	FF	FR	Blkd	QBH
2019	11	9	4	13	2.0	7	0	0	0	0	0
2020	8	20	8	28	6.0	21	0	0	0	0	5
2021	10	15	17	32	8.0	33	2	0	0	0	1
2022	13	22	10	32	9.0	39	0	0	0	1	6
2023	9	11	14	25	2.5	14	0	1	0	0	0
Totals	51	77	53	130	27.5	114	2	1	0	1	12

SACKS	G	UA	A	Total	Yds
2019	11	0	2	1.0	6
2020	8	1	0	1.0	8
2021	10	3	1	3.5	22
2022	13	5	1	5.5	33
2023	9	1	1	1.5	11
Totals	51	10	5	12.5	80

2023 GAME-BY-GAME STATS

Opponent	GS	UA	A	TOT	SACKS-YDS	TFL-YDS	FF	FR	INT	QBH
at Wyoming	*	1	2	3	0.0-0	0.0-0	0	0	0	0
Oregon	*	0	1	1	0.0-0	0.5-2	0	0	0	0
Tarleton State	*	1	1	2	0.0-0	0.5-1	0	0	0	0
at West Virginia	*	1	1	2	0.0-0	0.0-0	0	0	0	0
Houston	*	3	0	3	1.0-7	1.0-7	1	0	0	0
at Baylor	*	1	1	2	0.0-0	0.0-0	0	0	0	0
Kansas State	*	0	2	2	0.5-4	0.5-4	0	0	0	0
at BYU	*	1	2	3	0.0-0	0.0-0	0	0	0	0
TCU	*	3	4	7	0.0-0	0.0-0	0	0	0	0
at Kansas	-	-	-	-	-	-	-	-	-	-
UCF	-	-	-	-	-	-	-	-	-	-
at Texas	-	-	-	-	-	-	-	-	-	-
Totals		11	14	25	1.5-11	2.5-14	1	0	0	0

2022 GAME-BY-GAME STATS

Opponent	GS	UA	A	TOT	SACKS-YDS	TFL-YDS	FF	FR	INT	QBH
Murray State	*	2	1	3	1.0-8	1.5-10	0	0	0	0
Houston	*	1	0	1	0.0-0	0.0-0	0	0	0	0
at NC State	*	0	1	1	0.0-0	0.0-0	0	0	0	1
Texas	*	1	2	3	0.5-3	0.5-3	0	0	0	0
at Kansas State	*	1	0	1	1.0-7	1.0-7	0	0	0	0
at Oklahoma St.	*	0	1	1	0.0-0	0.0-0	0	0	0	0
West Virginia	*	1	2	3	0.0-0	0.0-0	0	0	0	1
Baylor	*	5	0	5	1.0-6	3.0-9	0	0	0	0
at TCU	*	1	0	1	0.0-0	0.0-0	0	0	0	0
Kansas	*	1	0	1	0.0-0	1.0-1	0	0	0	0
at Iowa State	*	3	1	4	1.0-3	1.0-3	0	0	0	1
Oklahoma	*	2	1	3	1.0-6	1.0-6	0	0	0	2
vs. Ole Miss	*	4	1	5	0.0-0	0.0-0	0	0	0	1
Totals		22	10	32	5.5-33	9.0-39	0	0	0	6

2021 GAME-BY-GAME STATS

Opponent	GS	UA	A	TOT	SACKS-YDS	TFL-YDS	FF	FR	INT	QBH
vs. Houston	1	0	1	1	1.0-7	1.0-7	0	0	0	0
Stephen F. Austin	1	3	4	4	0.0-0	1.5-4	0	0	0	0
FIU	1	1	2	2	0.0-0	0.0-0	0	0	0	0
at Texas	0	1	1	1	0.0-0	0.0-0	0	0	0	0
at West Virginia	*	2	3	5	0.0-0	0.0-0	0	0	0	1
TCU	*	3	2	5	0.0-0	2.0-3	0	0	0	0
at Kansas	DNP-injured									
Kansas State	DNP-injured									
at Oklahoma	DNP-injured									
Iowa State	0	2	2	2	0.5-2	0.5-2	0	0	0	0
Oklahoma State	2	3	5	5	0.0-0	1.0-4	0	0	0	0
Baylor	4	2	6	6	1.0-3	1.0-3	0	0	0	0
Mississippi State	1	0	1	1	1.0-10	1.0-10	0	0	0	0
Totals	15	17	32	32	3.5-22	8.0-33	0	0	0	1

2020 GAME-BY-GAME STATS

Opponent	GS	UA	A	TOT	SACKS-YDS	TFL-YDS	FF	FR	INT	QBH
HBU	*	1	2	3	0.0-0	0.0-0	0	0	0	0
Texas	*	0	1	1	0.0-0	0.5-0	0	0	0	0
at Kansas St.	*	3	0	3	0.0-0	1.0-1	0	0	0	0
at Iowa St.	*	6	2	8	0.0-0	1.0-4	0	0	0	2
West Virginia	*	2	1	3	0.0-0	0.0-0	0	0	0	2
Baylor	*	3	0	3	0.0-0	1.0-4	0	0	0	0
at Oklahoma St.	*	0	1	1	0.0-0	0.0-0	0	0	0	0
Kansas	*	5	1	6	1.0-8	2.5-12	0	0	0	1
Totals	20	8	28	28	1.0-8	6.0-21	0	0	0	5

2019 GAME-BY-GAME STATS

Opponent	GS	UA	A	TOT	SACKS-YDS	TFL-YDS	FF	FR	INT	QBH
UTEP	1	1	2	2	0.5-4	0.5-4	0	0	0	0
Arizona	0	0	0	0	0.0-0	0.0-0	0	0	0	0
Oklahoma	0	0	0	0	0.0-0	0.0-0	0	0	0	0
Oklahoma St.	*	1	2	3	0.5-2	0.5-2	0	0	0	0
Baylor	2	0	2	2	0.0-0	0.0-0	0	0	0	0
Iowa St.	1	0	1	1	0.0-0	0.0-0	0	0	0	0
Kansas	*	0	0	0	0.0-0	0.0-0	0	0	0	0
West Virginia	1	0	1	1	0.0-0	1.0-1	0	0	0	0
TCU	1	1	2	2	0.0-0	0.0-0	0	0	0	0
Kansas St.	1	0	1	1	0.0-0	0.0-0	0	0	0	0
Texas	1	0	1	1	0.0-0	0.0-0	0	0	0	0
Totals	9	4	13	13	1.0-6	2.0-7	0	0	0	0

9 JERAND  
BRADLEY

WR | So. | 3rd Yr. | Frisco, Texas | Desoto HS

PARTICIPATION	2021	2022	2023	CAREER
GP/GS	4/0	12/9	9/8	25/17

CAREER STATS

RECEIVING	G	Rec	Yds	TD	Lg	Rec/G	Avg/C	Avg/G
2021	4	5	99	0	52	1.3	19.8	24.8
2022	12	51	744	6	47	4.3	14.6	62.0
2023	9	31	332	4	34	3.4	10.7	36.9
Totals	25	87	1,175	10	52	3.5	13.5	47.0

2023 GAME-BY-GAME

Opponent	GS	Rec	Yds	TD	Avg	LG	Rush	Yds	TD
at Wyoming	*	8	88	1	11.0	29	0	0	0
Oregon	*	5	83	1	16.6	34	0	0	0
Tarleton State	*	4	40	0	10	15	0	0	0
at West Virginia	*	3	30	1	10	16	0	0	0
Houston	*	1	5	0	5	5	0	0	0
at Baylor	*	1	6	0	6	6	0	0	0
Kansas State	*	5	46	1	9.2	16	0	0	0
at BYU		3	21	0	7	9	0	0	0
TCU	*	1	13	0	13	13	0	0	0
at Kansas	-	-	-	-	-	-	-	-	-
UCF	-	-	-	-	-	-	-	-	-
at Texas	-	-	-	-	-	-	-	-	-
Totals		31	332	4	10.7	34	0	0	0

2022 GAME-BY-GAME

Opponent	GS	Rec	Yds	TD	Avg	LG	Rush	Yds	TD
Murray State	*	6	108	2	18	39	0	0	0
Houston	*	6	50	0	8.3	21	0	0	0
at NC State	*	2	14	0	7	10	0	0	0
Texas	*	2	26	0	13	15	0	0	0
at Kansas State		0	0	0	0	0	0	0	0
at Oklahoma State	*	8	119	1	14.9	31	0	0	0
West Virginia	*	3	42	0	14	17	0	0	0
Baylor	*	2	44	0	22	27	0	0	0
at TCU		2	54	1	27	47	0	0	0
Kansas	DNP-injured								
at Iowa State		4	26	0	6.5	12	0	0	0
Oklahoma	*	8	173	1	21.6	44	0	0	0
vs. Ole Miss	*	8	88	1	11	36	0	0	0
Totals		51	744	6	14.6	47	0	0	0

2021 GAME-BY-GAME

Opponent	GS	Rec	Yds	TD	Avg	LG	Rush	Yds	TD
vs. Houston	DNP								
Stephen F. Austin	DNP								
FIU	1	5	0	5.0	5		0	0	0
at Texas	DNP								
at West Virginia	2	30	0	15.0	18		0	0	0
TCU	0	0	0	0.0	0		0	0	0
at Kansas	DNP								
Kansas State	DNP								
at Oklahoma	DNP								
Iowa State	DNP								
Oklahoma State	DNP								
at Baylor	DNP								
vs. Mississippi St.	2	64	0	32.0	52		0	0	0
Totals	5	99	0	19.8	52		0	0	0



28TAHJ  
BROOKS

RB | Sr. | 4th Yr. | Manor, Texas | Manor HS

PARTICIPATION	2020	2021	2022	2023	CAREER
GP/GS	10/0	9/4	13/6	9/9	41/19

CAREER STATS

RUSHING	G	Att	Yds	TD	Lg	Avg/C	Avg/G
2020	10	69	255	4	28	3.7	25.5
2021	9	87	568	7	67	6.5	63.1
2022	13	147	691	7	37	4.7	53.2
2023	9	192	1,033	7	38	5.4	114.8
Totals	41	495	2,547	25	67	5.1	62.1

RECEIVING	G	Rec	Yds	TD	Lg	Rec/G	Avg/C	Avg/G
2020	10	13	61	0	16	1.3	4.7	6.1
2021	9	6	52	0	18	0.7	8.7	5.8
2022	13	26	164	1	17	2.0	6.3	12.6
2023	9	18	68	0	12	2.0	3.8	7.6
Totals	41	63	345	1	18	1.5	5.5	8.4

2023 GAME-BY-GAME

Opponent	GS	Rush	Yds	TD	LG	Rec	Yds	TD	LG
at Wyoming	*	11	39	1	8	2	12	0	10
Oregon	*	7	71	0	35	4	18	0	7
Tarleton State	*	19	158	0	38	0	0	0	0
at West Virginia	*	25	149	0	27	1	6	0	6
Houston	*	21	101	2	19	1	-5	0	0
at Baylor	*	31	170	1	24	1	4	0	4
Kansas State	*	17	98	1	30	2	22	0	12
at BYU	*	30	101	1	18	3	15	0	9
TCU	*	31	146	1	20	4	-4	0	2
at Kansas		-	-	-	-	-	-	-	-
UCF		-	-	-	-	-	-	-	-
at Texas		-	-	-	-	-	-	-	-
Totals		192	1,033	7	38	18	68	0	12

2022 GAME-BY-GAME

Opponent	GS	Rush	Yds	TD	LG	Rec	Yds	TD	LG
Murray State		6	50	3	23	1	1	0	1
Houston		17	78	1	19	5	34	0	17
at NC State	*	4	4	0	2	5	44	0	17
Texas		12	36	0	11	3	21	1	17
at Kansas State		10	39	0	7	4	5	0	3
at Oklahoma State		4	8	0	9	0	0	0	0
West Virginia	*	17	107	2	20	1	6	0	6
Baylor	*	16	98	0	31	2	17	0	10
at TCU	*	10	59	0	21	1	7	0	7
Kansas	*	16	51	1	9	0	0	0	0
at Iowa State	*	9	45	0	11	1	7	0	7
Oklahoma		12	26	0	6	3	22	0	11
vs. Ole Miss		14	90	0	37	0	0	0	0
Totals		147	691	7	37	26	164	1	17

2021 GAME-BY-GAME

Opponent	GS	Rush	Yds	TD	LG	Rec	Yds	TD	LG
vs. Houston	*	15	134	2	44	0	0	0	0
Stephen F. Austin		11	103	2	67	1	7	0	7
FIU	*	9	47	0	19	0	0	0	0
at Texas		DNP-injured							
at West Virginia		DNP-injured							
TCU		DNP-injured							
at Kansas		DNP-injured							
Kansas State		4	33	0	23	0	0	0	0
at Oklahoma	*	6	23	0	16	1	5	0	5
Iowa State	*	9	80	1	51	2	21	0	18
Oklahoma State		3	1	0	3	1	12	0	12
at Baylor		14	40	1	11	1	7	0	7
vs. Mississippi State		16	107	1	19	0	0	0	0
Totals		87	568	7	67	6	52	0	18

2020 GAME-BY-GAME

Opponent	GS	Rush	Yds	TD	LG	Rec	Yds	TD	LG
HBU		8	25	1	7	2	26	0	16
Texas		0	0	0	0	0	0	0	0
at Kansas St.		1	0	0	0	0	0	0	0
at Iowa St.		0	0	0	0	0	0	0	0
West Virginia		12	44	1	10	1	2	0	2
Oklahoma		12	30	0	16	3	19	0	10
at TCU		0	0	0	0	0	0	0	0
Baylor		14	48	2	9	1	6	0	6
at Oklahoma St.		6	29	0	12	4	7	0	6
Kansas		16	79	0	28	2	1	0	1
Totals		69	255	4	28	13	61	0	16

4JORDAN  
BROWN

WR | Jr. | 4th Yr. (2nd at Tech) | Dallas, Texas | DeSoto HS

PARTICIPATION	2020*	2021*	2022	2023	CAREER
GP/GS	2/0	0/0	8/0	7/2	17/2

\* at Kansas

CAREER STATS

RECEIVING	G	Rec	Yds	TD	Lg	Rec/G	Avg/C	Avg/G
2020 (KU)	2	1	4	0	4	0.5	4.0	2.0
2021 (KU)	0	-	-	-	-	-	-	-
2022 (TTU)	8	3	18	0	10	0.4	6.0	2.3
2023 (TTU)	7	16	216	1	46	2.3	13.5	30.9
Totals	17	20	238	1	46	1.2	11.9	14.0

KICK RETURNS	G	No.	Yds	Avg	TD	Long
2020 (KU)	2	0	0	0.0	0	0
2021 (KU)	0	-	-	-	-	-
2022 (TTU)	8	7	171	24.4	0	67
2023 (TTU)	7	2	45	22.5	0	46
Totals	17	9	216	24.0	0	67

ALL PURPOSE	G	Rush	Rec	PR	KR	IR	Total	Avg/G
2020 (KU)	2	0	4	0	0	0	4	2.0
2021 (KU)	0	-	-	-	-	-	-	-
2022 (TTU)	8	0	18	0	171	0	189	23.6
2023 (TTU)	7	0	216	0	45	0	261	37.3
Totals	17	0	238	0	216	0	454	26.7

2023 GAME-BY-GAME

Opponent	GS	Rec	Yds	TD	Avg	LG	Rush	Yds	TD
at Wyoming		2	51	0	25.5	27	0	0	0
Oregon		0	0	0	0	0	0	0	0
Tarleton State	*	6	73	1	12.2	46	0	0	0
at West Virginia	*	2	27	0	13.5	26	0	0	0
Houston		DNP-injured							
at Baylor		DNP-injured							
Kansas State		4	24	0	6	8	0	0	0
at BYU		1	36	0	36	36	0	0	0
TCU		1	5	0	5	5	0	0	0
at Kansas		-	-	-	-	-	-	-	-
UCF		-	-	-	-	-	-	-	-
at Texas		-	-	-	-	-	-	-	-
Totals		16	216	1	13.5	46	0	0	0

2022 GAME-BY-GAME

Opponent	GS	Rec	Yds	TD	Avg	LG	Rush	Yds	TD
Murray State		DNP-injured							
Houston		DNP-injured							
at NC State		DNP-injured							
Texas		DNP-injured							
at Kansas State		2	14	0	7.0	10	0	0	0
at Oklahoma State		1	4	0	4.0	4	0	0	0
West Virginia		0	0	0	0	0	0	0	0
Baylor		DNP							
at TCU		0	0	0	0	0	0	0	0
Kansas		0	0	0	0	0	0	0	0
at Iowa State		0	0	0	0	0	0	0	0
Oklahoma		0	0	0	0	0	0	0	0
vs. Ole Miss		0	0	0	0	0	0	0	0
Totals		3	18	0	6.0	10	0	0	0

6 MILES  
COLE

OLB | S-Sr. | 6th Yr. (2nd at Tech) | Shreveport, La. | Evangel Christian Academy

PARTICIPATION	2018*	2019*	2020*	2021*	2022	2023	CAREER
GP/GS	2/0	12/2	8/8	12/2	13/1	9/9	56/22

\* at Louisiana-Monroe

CAREER STATS

TACKLES	GP	UA	A	Total	TFL	Yds	PD	FF	FR	Blkd	QBH
2018 (ULM)	2	1	0	1	0.0	0	0	0	0	0	0
2019 (ULM)	12	2	1	3	1.0	5	0	0	0	0	0
2020 (ULM)	8	5	5	10	1.0	12	0	0	0	0	1
2021 (ULM)	12	6	22	28	1.0	5	0	0	0	0	2
2022 (TTU)	13	8	4	12	2.5	8	0	0	0	1	3
2023 (TTU)	9	17	8	25	6.0	39	1	0	0	0	3
Totals	56	39	40	79	11.5	69	1	0	0	1	9

SACKS	G	UA	A	Total	Yds
2018 (ULM)	2	0	0	0.0	0
2019 (ULM)	12	0	0	0.0	0
2020 (ULM)	8	1	0	1.0	12
2021 (ULM)	12	0	1	0.5	4
2022 (TTU)	13	0	0	0.0	0
2023 (TTU)	9	3	1	3.5	25
Totals	56	4	2	5.0	41

2023 GAME-BY-GAME STATS

Opponent	GS	UA	A	TOT	SACKS-YDS	TFL-YDS	FF	FR	INT	QBH
at Wyoming	*	1	0	1	0.0-0	0.0-0	0	0	0	0
Oregon	*	0	1	1	0.0-0	0.5-3	0	0	0	0
Tarleton State	*	3	1	4	2.0-13	2.0-13	0	0	0	0
at West Virginia	*	3	3	6	0.0-0	0.0-0	0	0	0	0
Houston	*	2	0	2	0.0-0	0.0-0	0	0	0	1
at Baylor	*	1	3	4	0.5-5	0.5-5	0	0	0	0
Kansas State	*	0	0	0	0.0-0	0.0-0	0	0	0	0
at BYU	*	4	0	4	1.0-7	3.0-18	0	0	0	1
TCU	*	3	0	3	0.0-0	0.0-0	0	0	0	1
at Kansas	-	-	-	-	-	-	-	-	-	-
UCF	-	-	-	-	-	-	-	-	-	-
at Texas	-	-	-	-	-	-	-	-	-	-
Totals		17	8	25	3.5-25	6.0-39	0	0	0	3

2022 GAME-BY-GAME STATS

Opponent	GS	UA	A	TOT	SACKS-YDS	TFL-YDS	FF	FR	INT	QBH
Murray State	1	2	3	0	0.0-0	0.5-1	0	0	0	0
Houston	0	0	0	0	0.0-0	0.0-0	0	0	0	0
at NC State	1	0	1	0	0.0-0	0.0-0	0	0	0	0
Texas	*	0	1	1	0.0-0	0.0-0	0	0	0	0
at Kansas State	2	0	2	0	0.0-0	0.0-0	0	0	0	0
at Oklahoma St.	0	0	0	0	0.0-0	0.0-0	0	0	0	0
West Virginia	0	1	1	0	0.0-0	0.0-0	0	0	0	0
Baylor	0	0	0	0	0.0-0	0.0-0	0	0	0	0
at TCU	0	0	0	0	0.0-0	0.0-0	0	0	0	0
Kansas	0	0	0	0	0.0-0	0.0-0	0	0	0	1
at Iowa State	2	0	2	0	0.0-0	0.0-0	0	0	0	1
Oklahoma	0	0	0	0	0.0-0	0.0-0	0	0	0	1
vs. Ole Miss	2	0	2	0	0.0-0	2.0-7	0	0	0	0
Totals		8	4	12	0.0-0	2.5-8	0	0	0	3

88 BAYLOR  
CUPP

TE | Sr. | 5th Yr. (2nd at Tech) | Brock, Texas | Brock HS

PARTICIPATION	2021*	2022	2023	CAREER
GP/GS	10/1	12/6	8/4	30/11

\* at Texas A&M

CAREER STATS

RECEIVING	G	Rec	Yds	TD	Lg	Rec/G	Avg/C	Avg/G
2021 (A&M)	10	0	0	0	0	0.0	0.0	0.0
2022 (TTU)	12	12	132	2	24	1.0	11.0	11.0
2023 (TTU)	8	8	89	2	19	1.0	11.1	11.1
Totals	30	20	221	4	24	0.7	11.1	7.4

2023 GAME-BY-GAME

Opponent	GS	Rec	Yds	TD	Avg	LG	Rush	Yds	TD
at Wyoming		0	0	0	0.0	0	0	0	0
Oregon		1	6	0	6.0	6	0	0	0
Tarleton State		DNP-injured							
at West Virginia		1	12	0	12	12	0	0	0
Houston		1	4	0	4	4	0	0	0
at Baylor	*	2	34	2	18	18	0	0	0
Kansas State	*	1	7	0	7	7	0	0	0
at BYU	*	1	7	0	7	7	0	0	0
TCU	*	1	19	0	19	19	0	0	0
at Kansas	-	-	-	-	-	-	-	-	-
UCF	-	-	-	-	-	-	-	-	-
at Texas	-	-	-	-	-	-	-	-	-
Totals		8	89	2	11.1	19	0	0	0

2022 GAME-BY-GAME

Opponent	GS	Rec	Yds	TD	Avg	LG	Rush	Yds	TD
Murray State	1	20	0	20	20	20	0	0	0
Houston	1	6	0	6	6	6	0	0	0
at NC State		DNP-injured							
Texas	4	65	1	16.3	24	24	0	0	0
at Kansas State	0	0	0	0	0	0	0	0	0
at Oklahoma State	1	0	0	0	0	0	0	0	0
West Virginia	*	1	3	0	3	3	0	0	0
Baylor	2	24	0	12	14	14	0	0	0
at TCU	*	0	0	0	0	0	0	0	0
Kansas	*	0	0	0	0	0	0	0	0
at Iowa State	*	1	4	1	4	4	0	0	0
Oklahoma	*	1	10	0	10	10	0	0	0
vs. Ole Miss	*	0	0	0	0	0	0	0	0
Totals		12	132	2	11	24	0	0	0

24 MALIK DUNLAP

DB | S-Sr. | 6th Yr. (3rd at Tech) | Charlotte, N.C. | Harding Univ. HS

PARTICIPATION	2018*	2019*	2020*	2021	2022	2023	CAREER
GP/GS	2/0	12/5	9/5	7/1	12/11	9/7	51/29

\* at NC State

CAREER STATS

TACKLES	GP	UA	A	Total	TFL	Yds	PD	FF	FR	Blkd	QBH
2018 (NCST)	2	0	1	1	0.0	0	0	0	0	0	0
2019 (NCST)	12	10	10	20	1.5	2	8	0	0	0	0
2020 (NCST)	9	15	5	20	1.0	2	6	0	0	0	0
2021 (TTU)	7	4	3	7	0.0	0	0	0	0	0	0
2022 (TTU)	12	27	6	33	0.5	2	12	0	0	0	0
2023 (TTU)	9	19	3	22	0.5	1	1	0	0	0	0
TOTALS	51	73	28	101	3.5	7	27	0	0	0	0

INTERCEPTIONS

GP	No	Yds	TD	LG	AVG/R
2018 (NCST)	2	0	0	0	0.0
2019 (NCST)	12	0	0	0	0.0
2020 (NCST)	9	0	0	0	0.0
2021 (TTU)	7	0	0	0	0.0
2022 (TTU)	12	1	0	0	0.0
2023 (TTU)	9	3	77	1	54
TOTALS	51	4	77	1	54

2023 GAME-BY-GAME STATS

Opponent	GS	UA	A	TOT	TFL-YDS	INT-YDS	FF	FR	PBU
at Wyoming	3	0	3	0.0-0	0-0	0	0	0	0
Oregon	0	2	2	0.0-0	0-0	0	0	0	0
Tarleton St.	2	0	2	0.0-0	2-56	0	0	1	
at West Virginia	1	0	1	0.0-0	1-21	0	0	0	0
Houston	2	0	2	0.0-0	0-0	0	0	0	0
at Baylor	1	0	1	0.0-0	0-0	0	0	0	0
Kansas State	6	1	7	0.5-1	0-0	0	0	0	0
at BYU	2	0	2	0.0-0	0-0	0	0	0	0
TCU	2	0	2	0.0-0	0-0	0	0	0	0
at Kansas	-	-	-	-	-	-	-	-	-
UCF	-	-	-	-	-	-	-	-	-
at Texas	-	-	-	-	-	-	-	-	-
Totals	19	3	22	0.5-1	3-77	0	0	1	

2022 GAME-BY-GAME STATS

Opponent	GS	UA	A	TOT	TFL-YDS	INT-YDS	FF	FR	PBU
Murray State	3	0	3	0.0-0	0-0	0	0	0	0
Houston	2	0	2	0.0-0	0-0	0	0	0	2
at NC State	2	0	2	0.0-0	0-0	0	0	4	
Texas	2	1	3	0.5-2	0-0	0	0	0	0
at Kansas State	2	0	2	0.0-0	0-0	0	0	0	0
at Oklahoma St.	0	0	0	0.0-0	0-0	0	0	1	
West Virginia	1	0	1	0.0-0	1-0	0	0	1	
Baylor	6	0	6	0.0-0	0-0	0	0	0	0
at TCU	1	2	3	0.0-0	0-0	0	0	1	
Kansas	3	2	5	0.0-0	0-0	0	0	1	
at Iowa State	DNP-injured								
Oklahoma	2	0	2	0.0-0	0-0	0	0	1	
vs. Ole Miss	3	1	4	0.0-0	0-0	0	0	1	
Totals	27	6	33	0.5-2	1-0	0	0	12	

2021 GAME-BY-GAME STATS

Opponent	GS	UA	A	TOT	TFL-YDS	INT-YDS	FF	FR	PBU
vs. Houston	2	0	2	0.0-0	0-0	0	0	0	0
Stephen F. Austin	0	1	1	0.0-0	0-0	0	0	0	0
FIU	1	0	1	0.0-0	0-0	0	0	0	0
at Texas	DNP-injured								
at West Virginia	DNP-injured								
TCU	DNP-injured								
at Kansas	0	0	0	0.0-0	0-0	0	0	0	0
Kansas State	0	0	0	0.0-0	0-0	0	0	0	0
at Oklahoma	0	2	2	0.0-0	0-0	0	0	0	0
Iowa State	1	0	1	0.0-0	0-0	0	0	0	0
Oklahoma State	DNP-injured								
at Baylor	DNP-injured								
vs. Mississippi St.	DNP-injured								
Totals	4	3	7	0.0-0	0-0	0	0	0	0

11 LOIC FOUONJI

WR | Sr. | 4th Yr. | Midland, Texas | Midland HS

PARTICIPATION	2020	2021	2022	2023	CAREER
GP/GS	9/0	10/1	13/3	9/1	41/5

CAREER STATS

RECEIVING	G	Rec	Yds	TD	Lg	Rec/G	Avg/C	Avg/G
2020	9	4	64	1	31	0.4	16.0	7.1
2021	10	8	168	1	69	0.8	21.0	16.8
2022	13	34	451	3	39	2.6	13.3	34.7
2023	9	4	56	1	25	0.4	14.0	6.2
Totals	41	50	739	6	69	1.2	14.8	18.0

2023 GAME-BY-GAME

Opponent	GS	Rec	Yds	TD	Avg	LG	Rush	Yds	TD
at Wyoming	*	1	20	0	20.0	20	0	0	0
Oregon	0	0	0	0	0	0	0	0	0
Tarleton State	0	0	0	0	0	0	0	0	0
at West Virginia	0	0	0	0	0	0	0	0	0
Houston	1	25	1	25	25	0	0	0	0
at Baylor	0	0	0	0	0	0	0	0	0
Kansas State	0	0	0	0	0	0	0	0	0
at BYU	1	6	0	6	6	0	0	0	0
TCU	1	5	0	5	5	0	0	0	0
at Kansas	-	-	-	-	-	-	-	-	-
UCF	-	-	-	-	-	-	-	-	-
at Texas	-	-	-	-	-	-	-	-	-
Totals	4	56	1	14.0	25	0	0	0	0

2022 GAME-BY-GAME

Opponent	GS	Rec	Yds	TD	Avg	LG	Rush	Yds	TD
Murray State	*	4	110	2	27.5	39	0	0	0
Houston	*	3	30	0	10	13	0	0	0
at NC State	2	28	0	14	18	0	0	0	0
Texas	0	0	0	0	0	0	0	0	0
at Kansas State	3	24	0	8	10	0	0	0	0
at Oklahoma State	2	14	0	7	7	0	0	0	0
West Virginia	3	25	1	8.3	12	0	0	0	0
Baylor	0	0	0	0	0	0	0	0	0
at TCU	1	7	0	7	7	0	0	0	0
Kansas	5	52	0	10.4	18	0	0	0	0
at Iowa State	0	0	0	0	0	0	0	0	0
Oklahoma	4	61	0	15.3	34	0	0	0	0
vs. Ole Miss	*	7	100	0	14.3	27	0	0	0
Totals	34	451	3	13.3	39	0	0	0	0

2021 GAME-BY-GAME

Opponent	GS	Rec	Yds	TD	Avg	LG	Rush	Yds	TD
vs. Houston	0	0	0	0	0	0	0	0	0
Stephen F. Austin	0	0	0	0	0	0	0	0	0
FIU	1	12	0	12.0	12	0	0	0	0
at Texas	2	78	1	39.0	69	0	0	0	0
at West Virginia	*	2	50	0	25.0	46	0	0	0
TCU	1	14	0	14.0	14	0	0	0	0
at Kansas	2	14	0	7.0	8	0	0	0	0
Kansas State	0	0	0	0.0	0	0	0	0	0
at Oklahoma	0	0	0	0.0	0	0	0	0	0
Oklahoma State	0	0	0	0.0	0	0	0	0	0
at Baylor	DNP-injured								
vs. Mississippi State	DNP-injured								
Totals	8	168	1	21.0	69	0	0	0	0

2020 GAME-BY-GAME

Opponent	GS	Rec	Yds	TD	Avg	LG	Rush	Yds	TD
Houston Baptist	DNP								
Texas	0	0	0	0.0	0	0	0	0	0
at Kansas State	1	8	0	8.0	8	0	0	0	0
at Iowa State	0	0	0	0.0	0	0	0	0	0
West Virginia	0	0	0	0.0	0	0	0	0	0
Oklahoma	2	25	0	12.5	22	0	0	0	0
at TCU	0	0	0	0.0	0	0	0	0	0
Baylor	0	0	0	0.0	0	0	0	0	0
at Oklahoma State	2	36	1	18.0	31	0	0	0	0
Kansas	0	0	0	0.0	0	0	0	0	0
Totals	5	69	1	13.8	31	0	0	0	0





99 GINO GARCIA

K | R-Sr. | 5th Yr. (2nd at Tech) | Richardson, Texas | Pearce HS

PARTICIPATION	2019*	2020*	2021*	2022	2023	CAREER
GP/GS	12/0	4/0	10/0	3/0	9/0	38/0

\* at Houston Christian

CAREER STATS

FIELD GOALS	G	Made	Att	Lg	Pct
2019 (HCU)	12	18	26	54	69.2
2020 (HCU)	4	5	10	50	50.0
2021 (HCU)	10	9	10	59	90.0
2022 (TTU)	3	0	1	0	0.0
2023 (TTU)	9	10	14	55	71.4
TOTALS	38	42	61	59	68.9

SCORING	G	TD	Rush	Pass	Retn	PAT	2PAT	FG	Total	Avg/G
2019 (HCU)	12	0	0	0	0	47	0	18	101	8.4
2020 (HCU)	4	0	0	0	0	16	0	5	31	7.8
2021 (HCU)	10	0	0	0	0	21	0	9	48	4.8
2022 (TTU)	3	0	0	0	0	7	0	0	7	2.3
2023 (TTU)	9	0	0	0	0	31	0	10	61	6.8
TOTALS	38	0	0	0	0	122	0	42	248	6.5

95 JAYLON HUTCHINGS

DT | S-Sr. | 6th Yr. | Forney, Texas | Forney HS

PARTICIPATION	2018	2019	2020	2021	2022	2023	CAREER
GP/GS	3/0	12/10	10/10	13/13	13/13	9/9	60/55

CAREER STATS

TACKLES	GP	UA	A	Total	TFL	Yds	PD	FF	FR	Blkd	QBH
2018	3	1	1	2	0.0	0	0	0	0	0	0
2019	12	18	9	27	3.5	11	0	1	0	0	2
2020	10	15	8	23	3.0	9	0	0	0	1	1
2021	13	22	25	47	6.5	36	0	0	0	0	4
2022	13	30	20	50	5.5	19	0	1	1	0	4
2023	9	16	20	36	7.0	26	0	0	0	0	1
TOTALS	60	102	83	185	25.5	101	0	2	1	1	13

SACKS	G	UA	A	Total	Yds
2018	3	0	0	0.0	0
2019	12	1	1	1.5	4
2020	10	0	2	1.0	5
2021	13	3	1	3.5	27
2022	13	1	1	1.5	13
2023	9	2	3	3.0	15
TOTALS	60	6	8	10.5	59

2023 GAME-BY-GAME STATS

Opponent	GS	UA	A	TOT	SACKS-YDS	TFL-YDS	FF	FR	INT	QBH
at Wyoming	*	2	0	2	1.0-5	1.0-5	0	0	0	0
Oregon	*	3	2	5	0.5-1	0.5-1	0	0	0	1
Tarleton State	*	3	1	4	0.0-0	1.5-2	0	0	0	0
at West Virginia	*	3	3	6	1.0-6	2.5-11	0	0	0	0
Houston	*	1	2	3	0.0-0	2.0-3	0	0	0	1
at Baylor	*	2	2	4	0.0-0	0.0-0	0	0	0	0
Kansas State	*	0	4	4	0.5-4	0.5-4	0	0	0	0
at BYU	*	2	2	4	0.0-0	0.0-0	0	0	0	0
TCU	*	0	4	4	0.0-0	0.0-0	0	0	0	0
at Kansas	-	-	-	-	-	-	-	-	-	-
UCF	-	-	-	-	-	-	-	-	-	-
at Texas	-	-	-	-	-	-	-	-	-	-
Totals		16	20	36	3.0-16	7.0-26	0	0	0	2

2022 GAME-BY-GAME STATS

Opponent	GS	UA	A	TOT	SACKS-YDS	TFL-YDS	FF	FR	INT	QBH
Murray State	*	2	1	3	0.0-0	1.0-2	0	0	0	0
Houston	*	4	2	6	0.0-0	0.5-1	0	0	0	0
at NC State	*	1	3	4	0.0-0	0.0-0	0	0	0	0
Texas	*	3	1	4	0.0-0	0.0-0	0	0	0	1
at Kansas State	*	1	0	1	0.0-0	0.0-0	0	0	0	1
at Oklahoma St.	*	1	3	4	0.0-0	1.0-2	0	0	0	1
West Virginia	*	1	2	3	0.0-0	0.0-0	0	0	0	0
Baylor	*	3	1	4	0.0-0	0.5-0	0	0	0	0
at TCU	*	3	0	3	1.0-8	1.0-8	0	0	0	0
Kansas	*	2	0	2	0.0-0	0.0-0	0	1	0	0
at Iowa State	*	2	4	6	0.5-5	0.5-5	0	0	0	0
Oklahoma	*	3	1	4	0.0-0	0.0-0	0	0	0	1
vs. Ole Miss	*	4	2	6	0.0-0	1.0-1	1	0	0	0
Totals		30	20	50	1.5-13	5.5-19	1	1	0	4

2021 GAME-BY-GAME STATS

Opponent	GS	UA	A	TOT	SACKS-YDS	TFL-YDS	FF	FR	INT	QBH
vs. Houston	*	1	1	2	1.0-11	1.0-11	0	0	0	0
Stephen F. Austin	*	3	2	5	1.0-6	2.0-9	0	0	0	0
FIU	*	1	2	3	0.0-0	0.0-0	0	0	0	0
at Texas	*	0	2	2	0.0-0	0.0-0	0	0	0	0
at West Virginia	*	2	2	4	1.0-8	1.0-8	0	0	0	0
TCU	*	1	6	7	0.0-0	0.5-2	0	0	0	0
at Kansas	*	2	0	2	0.0-0	0.0-0	0	0	0	0
Kansas State	*	3	0	3	0.0-0	0.0-0	0	0	0	1
at Oklahoma	*	0	1	1	0.0-0	0.0-0	0	0	0	1
Iowa State	*	2	2	4	0.5-2	1.5-6	0	0	0	0
Oklahoma State	*	2	2	4	0.0-0	0.0-0	0	0	0	0
at Baylor	*	2	5	7	0.0-0	0.5-1	0	0	0	1
vs. Mississippi St.	*	3	0	3	0.0-0	0.0-0	0	0	0	0
Totals		22	25	47	3.5-27	6.5-36	0	0	0	4

2020 GAME-BY-GAME STATS

Opponent	GS	UA	A	TOT	SACKS-YDS	TFL-YDS	FF	FR	INT	QBH
HBU	*	0	4	4	1.0-5	1.5-6	0	0	0	0
Texas	*	2	0	2	0.0-0	0.0-0	0	0	0	0
at Kansas St.	*	2	0	2	0.0-0	0.0-0	0	0	0	0
at Iowa St.	*	0	1	1	0.0-0	0.0-0	0	0	0	0
West Virginia	*	2	0	2	0.0-0	0.0-0	0	0	0	0
Oklahoma	*	0	2	2	0.0-0	0.5-2	0	0	0	1
at TCU	*	1	1	2	0.0-0	0.0-0	0	0	0	0
Baylor	*	3	0	3	0.0-0	0.0-0	0	0	0	0
at Oklahoma St.	*	1	0	1	0.0-0	0.0-0	0	0	0	0
Kansas	*	4	0	4	0.0-0	1.0-1	0	0	0	0
Totals		15	8	23	1.0-5	3.0-9	0	0	0	1

2019 GAME-BY-GAME STATS

Opponent	GS	UA	A	TOT	SACKS-YDS	TFL-YDS	FF	FR	INT	QBH
Montana St.		0	3	3	0.0-0	0.5-1	0	0	0	0
UTEP		1	1	2	0.0-0	0.0-0	0	0	0	0
at Arizona	*	5	0	5	1.0-2	1.0-2	0	0	0	0
at Oklahoma	*	0	0	0	0.0-0	0.0-0	0	0	0	0
Oklahoma St.	*	1	1	2	0.5-2	0.5-2	1	0	0	1
at Baylor	*	1	1	2	0.0-0	0.5-2	0	0	0	0
Iowa St.	*	0	1	1	0.0-0	0.0-0	0	0	0	0
at Kansas	*	3	0	3	0.0-0	1.0-4	0	0	0	0
at West Virginia	*	1	0	1	0.0-0	0.0-0	0	0	0	0
TCU	*	2	1	3	0.0-0	0.0-0	0	0	0	0
Kansas St.	*	2	0	2	0.0-0	0.0-0	0	0	0	1
at Texas	*	2	1	3	0.0-0	0.0-0	0	0	0	0
Totals		18	9	27	1.5-4	3.5-11	1	0	0	2

2018 GAME-BY-GAME STATS

Opponent	GS	UA	A	TOT	SACKS-YDS	TFL-YDS	FF	FR	INT	QBH
Lamar		0	0	0	0.0-0	0.0-0	0	0	0	0
Kansas		1	1	2	0.0-0	0.0-0	0	0	0	0
vs. Baylor		0	0	0	0.0-0	0.0-0	0	0	0	0
Totals		1	1	2	0.0-0	0.0-0	0	0	0	0

5 QUINCY  
LEDET JR.

DL | Sr. | 4th Yr. (1st at Tech) | Orange, Texas | West Orange-Stark HS

PARTICIPATION	2020*	2021*	2022*	2023	CAREER
GP/GS	8/0	11/9	12/10	9/0	40/19

\* at Louisiana-Monroe

CAREER STATS

TACKLES	GP	UA	A	Total	TFL	Yds	PD	FF	FR	Blkd
2020 (ULM)	8	5	6	11	0.0	0	0	0	0	0
2021 (ULM)	11	6	22	28	1.0	10	1	1	0	0
2022 (ULM)	12	17	20	37	5.0	34	1	0	0	0
2023 (TTU)	9	4	8	12	0.0	0	0	1	0	0
Totals	40	32	56	88	6.0	44	2	2	0	0

SACKS	G	UA	A	Total	Yds
2020 (ULM)	8	0	0	0.0	0
2021 (ULM)	11	1	0	1.0	10
2022 (ULM)	12	2	2	3.0	27
2023 (TTU)	9	0	0	0.0	0
Totals	40	3	2	4.0	37

2023 GAME-BY-GAME STATS

Opponent	GS	UA	A	TOT	SACKS-YDS	TFL-YDS	FF	FR	INT	QBH
at Wyoming	2	0	2	0.0-0	0.0-0	1	0	0	0	
Oregon	0	1	1	0.0-0	0.0-0	0	0	0	0	
Tarleton State	1	0	1	0.0-0	0.0-0	0	0	0	0	
at West Virginia	0	1	1	0.0-0	0.0-0	0	0	0	0	
Houston	0	0	0	0.0-0	0.0-0	0	0	0	0	
at Baylor	0	1	1	0.0-0	0.0-0	0	0	0	1	
Kansas State	0	0	0	0.0-0	0.0-0	0	0	0	0	
at BYU	1	3	4	0.0-0	0.0-0	0	0	0	0	
TCU	0	2	2	0.0-0	0.0-0	0	0	0	0	
at Kansas	-	-	-	-	-	-	-	-	-	
UCF	-	-	-	-	-	-	-	-	-	
at Texas	-	-	-	-	-	-	-	-	-	
Totals	4	8	12	0.0-0	0.0-0	1	0	0	1	

2022 GAME-BY-GAME STATS (@ ULM)

Opponent	GS	UA	A	TOT	SACKS-YDS	TFL-YDS	FF	FR	INT	QBH
at Texas	*	2	0	2	1.0-9	1.0-9	0	0	0	0
Nicholls	*	0	1	1	0.0-0	0.0-0	0	0	0	0
at Alabama	*	0	0	0	0.0-0	0.0-0	0	0	0	0
Louisiana	*	1	3	4	0.0-0	0.0-0	0	0	0	0
at Arkansas St.	2	1	3	0.5-7	0.5-7	0	0	0	0	
Coastal Carolina	0	1	1	0.0-0	0.0-0	0	0	0	0	
at South Alabama*	0	1	1	0.0-0	0.0-0	0	0	0	0	
at Army	*	1	1	2	0.0-0	0.0-0	0	0	0	0
Texas State	*	5	1	6	0.5-1	1.5-6	0	0	0	0
at Georgia State	*	0	2	2	0.0-0	0.0-0	0	0	0	0
at Troy	*	3	4	7	0.0-0	0.5-1	0	0	0	0
Southern Miss	*	3	5	8	1.0-10	1.5-11	0	0	0	0
Totals	17	20	37	3.0-27	5.0-34	0	0	0	0	

7 STEVE  
LINTON

OLB | Sr. | 5th Yr. (1st at Tech) | Dublin, Ga. | Dublin HS

PARTICIPATION	2019*	2020*	2021*	2022*	2023	CAREER
GP/GS	3/0	8/1	7/0	11/1	8/4	37/6

\* indicates seasons at Syracuse

CAREER STATS

TACKLES	GP	UA	A	Total	TFL	Yds	PD	FF	FR	Blkd	QBH
2019 (SU)	3	0	2	2	0.0	0	0	0	0	0	0
2020 (SU)	8	11	4	15	0.5	2	0	0	1	0	2
2021 (SU)	7	4	3	7	2.0	2	1	0	0	0	1
2022 (SU)	11	11	11	22	6.0	37	0	1	2	0	4
2023 (TTU)	8	13	9	22	4.5	22	0	2	1	0	1
TOTALS	37	39	29	68	13.0	63	1	3	4	0	8

SACKS	G	UA	A	Total	Yds
2019 (SU)	3	0	0	0.0	0
2020 (SU)	8	0	0	0.0	0
2021 (SU)	7	1	0	1.0	1
2022 (SU)	11	3	1	3.5	31
2023 (TTU)	8	3	0	3.0	18
TOTALS	37	7	1	7.5	50

2023 GAME-BY-GAME STATS

Opponent	GS	UA	A	TOT	SACKS-YDS	TFL-YDS	FF	FR	INT	QBH
at Wyoming	*	4	1	5	0.0-0	1.0-4	0	1	0	0
Oregon	*	1	1	2	0.0-0	0.0-0	0	0	0	0
Tarleton State	*	0	0	0	0.0-0	0.0-0	0	0	0	0
at West Virginia	1	2	3	0.0-0	0.5-0	0	0	0	0	
Houston	0	1	1	0.0-0	0.0-0	0	0	0	0	
at Baylor	3	0	3	3.0-18	3.0-18	2	0	0	0	
Kansas State	3	1	4	0.0-0	0.0-0	0	0	0	0	
at BYU	*	1	3	4	0.0-0	0.0-0	0	0	0	0
TCU	DNP-injured									
at Kansas	-	-	-	-	-	-	-	-	-	
UCF	-	-	-	-	-	-	-	-	-	
at Texas	-	-	-	-	-	-	-	-	-	
Totals	13	9	22	3.0-18	4.5-22	2	1	0	0	

2022 GAME-BY-GAME STATS (@ SYRACUSE)

Opponent	GS	UA	A	TOT	SACKS-YDS	TFL-YDS	FF	FR	INT	QBH
Louisville	3	3	6	1.0-3	2.0-6	1	1	0	0	
at UConn	*	1	0	1	0.0-0	0.0-0	0	0	0	0
Purdue	1	1	2	0.0-0	0.0-0	0	0	0	0	
Virginia	1	0	1	0.0-0	1.0-1	0	0	0	1	
Wagner	1	1	2	1.5-17	1.5-17	0	0	0	0	
NC State	0	0	0	0.0-0	0.0-0	0	0	0	0	
at Clemson	1	2	3	1.0-11	1.0-11	0	0	0	0	
Notre Dame	1	1	2	0.0-0	0.5-2	0	0	0	2	
at Pittsburgh	DNP									
Florida State	0	0	0	0.0-0	0.0-0	0	0	0	0	
at Wake Forest	1	3	4	0.0-0	0.0-0	0	0	0	1	
at Boston College	1	0	1	0.0-0	0.0-0	0	1	0	0	
vs. Minnesota	DNP									
Totals	11	11	22	3.5-31	6.0-37	1	2	0	4	

12 BRALYN LUX

DB | Sr. | 5th Yr. (1st at Tech) | San Jose, Calif. | King's Academy

PARTICIPATION	2020*	2021*	2022*	2023	CAREER
GP/GS	6/6	13/8	8/8	8/4	35/26

\* indicates seasons at Fresno State

CAREER STATS

TACKLES	GP	UA	A	Total	TFL	Yds	PD	FF	FR	Blkd	INT
2020 (FS)	6	27	3	30	1.0	1	4	1	1	0	1
2021 (FS)	13	18	6	24	1.0	2	4	0	1	0	0
2022 (FS)	8	30	5	35	3.0	16	7	1	0	0	1
2023 (TTU)	8	14	2	16	1.5	4	5	0	0	0	0
TOTALS	35	89	16	105	6.5	23	20	2	2	0	2

2023 GAME-BY-GAME STATS

Opponent	GS	UA	A	TOT	TFL-YDS	INT-YDS	FF	FR	PBU
at Wyoming	*	2	0	2	1.0-2	0-0	0	0	1
Oregon	*	2	1	3	0.5-2	0-0	0	0	0
Tarleton St.	*	3	0	3	0.0-0	0-0	0	0	0
at West Virginia		0	0	0	0.0-0	0-0	0	0	1
Houston		0	1	1	0.0-0	0.0-0	0	0	0
at Baylor	*	0	0	0	0.0-0	0.0-0	0	0	2
Kansas State	DNP-injured								
at BYU		0	0	0	0.0-0	0.0-0	0	0	0
TCU		7	0	7	0.0-0	0.0-0	0	0	1
at Kansas		-	-	-	-	-	-	-	-
UCF		-	-	-	-	-	-	-	-
at Texas		-	-	-	-	-	-	-	-
Totals		14	2	16	1.5-4	0-0	0	0	5

2022 GAME-BY-GAME STATS (@ FRESNO STATE)

Opponent	GS	UA	A	TOT	TFL-YDS	INT-YDS	FF	FR	PBU
Cal Poly	*	2	0	2	0.0-0	0-0	0	0	0
Oregon State	*	6	2	8	0.0-0	0-0	0	0	2
at USC	*	6	0	6	0.0-0	0-0	0	0	1
at UConn	*	7	1	8	2.0-14	0-0	1	0	0
at Boise State	*	3	1	4	1.0-2	0-0	0	0	1
San Jose State	*	3	0	3	0.0-0	1-0	0	0	3
at New Mexico	*	2	1	3	0.0-0	0-0	0	0	0
San Diego State	*	1	0	1	0.0-0	0-0	0	0	0
Hawai'i	DNP-injured								
at UNLV	DNP-injured								
at Nevada	DNP-injured								
Wyoming	DNP-injured								
at Boise State	DNP-injured								
vs. Washington St.	DNP-injured								
Totals	30	5	35	3.0-16	1-0	1	0	7	

2021 GAME-BY-GAME STATS (@ FRESNO STATE)

Opponent	GS	UA	A	TOT	TFL-YDS	INT-YDS	FF	FR	PBU
UConn	*	1	0	1	0.0-0	0-0	0	0	1
at Oregon	*	0	0	0	0.0-0	0-0	0	0	1
Cal Poly	*	4	0	4	0.0-0	0-0	0	0	0
at UCLA	*	0	1	1	0.0-0	0-0	0	1	1
UNLV	*	3	1	4	0.0-0	0-0	0	0	1
at Hawai'i	*	2	0	2	0.0-0	0-0	0	0	0
at Wyoming	*	1	0	1	1.0-2	0-0	0	0	0
Nevada	*	4	0	4	0.0-0	0-0	0	0	0
at San Diego St.	*	1	0	1	0.0-0	0-0	0	0	0
Boise State		0	0	0	0.0-0	0-0	0	0	0
New Mexico		0	1	1	0.0-0	0-0	0	0	0
at San Jose State		2	2	4	0.0-0	0-0	0	0	0
vs. UTEP		0	3	3	0.0-0	0-0	0	0	0
Totals		18	6	24	1.0-2	0-0	0	1	4

2020 GAME-BY-GAME STATS (@ FRESNO STATE)

Opponent	GS	UA	A	TOT	TFL-YDS	INT-YDS	FF	FR	PBU
Hawai'i	*	8	0	8	1.0-1	0-0	1	0	1
Colorado State	*	6	0	6	0.0-0	0-0	0	0	1
at UNLV	*	7	2	9	0.0-0	0-0	0	0	0
at Utah State	*	2	0	2	0.0-0	0-0	0	0	2
at Nevada	*	2	1	3	0.0-0	1-24	0	0	0
vs. New Mexico	*	2	0	2	0.0-0	0-0	0	0	0
Totals		27	3	30	1.0-1	1-24	1	0	4

20 NEHEMIAH MARTINEZ

WR | Jr. | 3rd Yr. | Lubbock, Texas | Cooper HS

PARTICIPATION	2021	2022	2023	CAREER
GP/GS	11/0	13/4	8/0	32/4

CAREER STATS

ALL PURPOSE	G	Rush	Rec	PR	KR	IR	Total	Avg/G
2021	11	19	0	0	21	0	40	3.6
2022	13	12	394	0	130	0	536	41.2
2023	8	68	32	0	0	0	100	12.5
Totals	32	99	426	0	151	0	676	21.1

2023 GAME-BY-GAME

Opponent	GS	Rec	Yds	TD	Avg	LG	Rush	Yds	TD
at Wyoming	DNP-injured								
Oregon	1	31	0	31.0	31		0	0	0
Tarleton State	0	0	0	0	0		6	38	0
at West Virginia	0	0	0	0	0		1	11	0
Houston	0	0	0	0	0		5	15	0
at Baylor	0	0	0	0	0		0	0	0
Kansas State	0	0	0	0	0		0	0	0
at BYU	0	0	0	0	0		1	4	0
TCU	1	1	0	1	1		0	0	0
at Kansas	-	-	-	-	-		-	-	-
UCF	-	-	-	-	-		-	-	-
at Texas	-	-	-	-	-		-	-	-
Totals	2	32	0	16.0	31		13	68	0

2022 GAME-BY-GAME

Opponent	GS	Rec	Yds	TD	Avg	LG	Rush	Yds	TD
Murray State		2	43	0	21.5	24	0	0	0
Houston		5	76	1	15.2	43	0	0	0
at NC State		4	46	0	11.5	18	0	0	0
Texas	*	3	14	0	4.7	7	0	0	0
at Kansas State		1	6	1	6	6	0	0	0
at Oklahoma State	*	2	26	0	13	16	0	0	0
West Virginia	*	6	52	0	8.7	15	1	6	0
Baylor		0	0	0	0	0	0	0	0
at TCU		0	0	0	0	0	1	6	0
Kansas		2	36	0	18	34	0	0	0
at Iowa State		3	33	0	11	21	0	0	0
Oklahoma	*	4	62	0	15.5	24	0	0	0
vs. Ole Miss		0	0	0	0	0	0	0	0
Totals		32	394	2	12.3	43	2	12	0



10 DRAE McCRAY

WR | Jr. | 3rd Yr. (1st at Tech) | Tallahassee, Fla. | N. Florida Christian HS

PARTICIPATION	2021*	2022*	2023	CAREER
GP/GS	11/11	11/11	9/0	31/22

\* indicates seasons at Austin Peay

CAREER STATS

RECEIVING	G	Rec	Yds	TD	Lg	Rec/G	Avg/C	Avg/G
2021	11	53	867	8	73	4.8	16.4	78.8
2022	11	76	1,021	9	72	6.9	13.4	92.8
2023	9	18	180	1	44	2.0	10.0	20.0
Totals	31	147	2,068	18	73	4.7	14.1	66.7

2023 GAME-BY-GAME

Opponent	GS	Rec	Yds	TD	Avg	LG	Rush	Yds	TD
at Wyoming		5	42	0	8.4	15	0	0	0
Oregon		1	31	0	31.0	31	0	0	0
Tarleton State		1	9	0	9.0	9	0	0	0
at West Virginia		3	18	0	6.0	15	0	0	0
Houston		0	0	0	0	0	0	0	0
at Baylor		2	17	0	8.5	16	0	0	0
Kansas State		2	-3	0	-1.5	4	0	0	0
at BYU		3	22	0	7.3	13	1	4	0
TCU		1	44	1	44	44	0	0	0
at Kansas		-	-	-	-	-	-	-	-
UCF		-	-	-	-	-	-	-	-
at Texas		-	-	-	-	-	-	-	-
Totals		18	180	1	10.0	44	1	4	0

2022 GAME-BY-GAME

Opponent	GS	Rec	Yds	TD	Avg	LG	Rush	Yds	TD
at Western Kentucky	*	7	90	2	12.9	44	1	17	0
Presbyterian	*	7	113	0	16.1	26	1	8	0
Mississippi Valley State	*	10	158	2	15.8	36	0	0	0
at Alabama A&M	*	1	1	0	1.0	1	0	0	0
Eastern Kentucky	*	6	59	1	9.8	24	2	8	0
at Central Arkansas	*	7	73	0	10.4	34	0	0	0
Murray State	*	5	166	2	33.2	72	2	-1	0
Jacksonville State	*	6	68	1	11.3	23	4	17	0
at North Alabama	*	5	106	1	21.2	62	2	5	0
at Kennesaw State	*	10	95	0	9.5	21	0	0	0
at Alabama	*	12	92	0	7.6	32	0	0	0
Totals		76	1,021	9	13.4	72	12	54	0

2021 GAME-BY-GAME

Opponent	GS	Rec	Yds	TD	Avg	LG	Rush	Yds	TD
at Chattanooga	*	5	87	1	17.4	57	0	0	0
at Ole Miss	*	6	87	0	14.5	51	0	0	0
Moorhead State	*	5	86	0	17.2	52	0	0	0
at Eastern Kentucky	*	8	59	0	7.4	11	0	0	0
Tennessee State	*	4	40	0	10.0	22	0	0	0
Southeast Missouri	*	2	18	0	9.0	13	0	0	0
at Murray State	*	4	23	1	5.8	14	0	0	0
at UT Martin	*	2	23	0	11.5	16	0	0	0
Eastern Illinois	*	6	137	2	22.8	45	0	0	0
at Tennessee State	*	4	70	0	17.5	45	0	0	0
Tennessee Tech	*	7	237	4	33.9	73	1	1	0
Totals		53	867	8	16.4	73	1	1	0

31 AUSTIN MCNAMARA

P | S-Sr. | 5th Yr. | Gilbert, Ariz. | Highland HS

PARTICIPATION	2019	2020	2021	2022	2023	CAREER
GP/GS	12/0	9/0	13/0	13/0	9/0	56/0

CAREER PUNTING	G	No.	Yards	Lg	Avg
2019	12	59	2657	66	45.0
2020	9	41	1898	87	46.3
2021	13	42	2023	70	48.2
2022	13	50	2215	65	44.3
2023	9	35	1670	59	47.7
Totals	56	227	10,463	87	46.1

2023 GAME-BY-GAME STATS

Opponent	No	Yds	Avg	Long	Blkd	TB	FC	50+	I20
at Wyoming	4	199	49.8	54	0	1	3	3	2
Oregon	2	89	44.5	52	0	0	1	1	1
Tarleton State	4	195	48.8	53	0	1	0	1	2
at West Virginia	6	294	49.0	54	0	0	2	4	0
Houston	4	199	49.8	59	0	2	1	1	1
at Baylor	3	144	48.0	53	0	0	3	1	3
Kansas State	4	183	45.8	57	0	1	1	1	0
at BYU	4	192	48.0	57	0	0	2	2	3
TCU	4	175	43.8	51	0	0	4	1	3
at Kansas	-	-	-	-	-	-	-	-	-
UCF	-	-	-	-	-	-	-	-	-
at Texas	-	-	-	-	-	-	-	-	-
Totals	35	1,670	47.7	59	0	5	17	15	15

2022 GAME-BY-GAME STATS

Opponent	No	Yds	Avg	Long	Blkd	TB	FC	50+	I20
Murray State	4	183	43.8	56	0	0	0	2	3
Houston	4	178	44.5	53	0	0	2	1	2
at NC State	6	247	41.2	50	0	0	3	1	1
Texas	2	85	42.5	59	0	0	0	1	1
at Kansas State	3	136	45.3	60	0	1	1	1	1
at Oklahoma State	4	166	41.5	46	0	0	3	0	0
West Virginia	2	108	54.0	65	0	1	0	1	1
Baylor	2	96	48.0	53	0	0	1	1	1
at TCU	6	282	47.0	55	0	1	2	4	3
Kansas	3	140	46.7	63	0	0	2	2	0
at Iowa State	7	273	39.0	49	0	0	6	0	1
Oklahoma	6	283	47.2	52	0	0	4	1	1
vs. Ole Miss	1	38	38.0	38	0	0	1	0	0
Totals	50	2215	44.3	65	0	3	25	15	15

2021 GAME-BY-GAME STATS

Opponent	No	Yds	Avg	Long	Blkd	TB	FC	50+	I20
vs Houston	5	230	46.0	54	0	1	2	2	1
SFA	4	181	45.2	47	0	0	3	0	2
FIU	3	128	42.7	50	0	0	3	1	2
at Texas	2	93	46.5	48	0	1	0	0	0
at West Virginia	3	138	46.0	52	0	0	1	2	2
TCU	2	99	49.5	55	0	0	0	1	0
at Kansas	0	0	0.0	0	0	0	0	0	0
Kansas State	2	82	41.0	50	0	1	1	1	0
at Oklahoma	3	142	47.3	50	0	0	2	1	2
Iowa State	2	95	47.5	53	0	0	1	1	0
Oklahoma State	9	508	56.4	70	0	2	5	8	4
at Baylor	3	143	47.7	55	0	0	2	1	2
at Mississippi St.	4	184	46.0	61	0	0	0	2	2
Totals	42	2023	48.2	70	0	5	20	20	17

2020 GAME-BY-GAME STATS

Opponent	No	Yds	Avg	Long	Blkd	TB	FC	50+	I20
Houston Baptist	4	159	39.8	43	0	1	3	0	1
Texas	5	239	47.8	56	1	0	2	2	2
at Kansas State	2	97	48.5	49	0	0	2	0	2
at Iowa State	6	261	43.5	47	0	1	4	0	1
West Virginia	5	267	53.4	87	0	2	2	2	1
Oklahoma	6	262	43.7	52	0	0	2	3	1
at TCU	7	330	47.1	56	0	0	1	2	1
at Oklahoma State	4	176	44.0	55	0	0	1	1	1
Kansas	2	107	53.5	55	0	0	0	2	1
Totals	41	1898	46.3	87	1	4	17	12	11

2019 GAME-BY-GAME STATS

Opponent	No	Yds	Avg	Long	Blkd	TB	FC	50+	I20
Montana State	5	242	48.4	57	0	0	4	2	2
UTEP	4	188	47.0	55	0	0	1	1	1
at Arizona	7	321	45.8	56	0	1	3	2	4
at Oklahoma	6	291	48.5	66	0	1	2	2	1
Oklahoma State	5	168	33.6	51	0	0	2	1	2
at Baylor	4	178	44.5	60	0	0	0	2	1
Iowa State	6	280	46.7	57	0	2	2	2	0
at Kansas	5	211	42.2	48	0	0	3	0	3
at West Virginia	5	227	45.4	58	0	1	2	2	1
TCU	4	189	47.2	52	0	0	4	1	2
Kansas State	4	165	41.2	49	0	0	3	0	2
at Texas	4	197	49.2	56	0	0	0	2	1
Totals	59	2657	45.0	66	0	5	26	17	20



2 BEHREN  
MORTON

QB | So. | 3rd Yr. | Eastland, Texas | Eastland HS

PARTICIPATION	2021	2022	2023	CAREER
GP/GS	2/0	9/4	6/4	17/8

CAREER STATS

PASSING	G	Comp	Att	Int	Yds	TD	Lg	Pct	Avg/G	Effic
2021	2	1	3	0	0	0	0	33.3	0.0	33.3
2022	9	96	169	6	1,117	7	55	56.8	124.1	118.9
2023	6	96	155	2	978	10	44	61.9	163.0	133.6
Totals	17	193	327	8	2,095	17	55	59.0	123.2	125.1

RUSHING	G	Att	Yds	TD	Lg	Avg/C	Avg/G
2021	2	2	15	0	17	7.5	7.5
2022	9	42	79	2	15	1.9	8.8
2023	6	28	12	3	10	0.4	2.0
Totals	17	72	106	5	17	1.5	6.2

2023 GAME-BY-GAME

Opponent	GS	Comp	Att	TD	INT	Yds	Lg	Run	Yds	TD	Lg
at Wyoming		DNP									
Oregon		DNP	-	-	-	-	-	-	-	-	-
Tarleton State		8	13	2	1	72	15	3	11	0	7
at West Virginia		13	37	1	0	158	26	8	-12	0	4
Houston	*		14	22	2	0	161	34	4	10	0
at Baylor	*		19	26	3	1	180	24	2	-1	1
Kansas State	*		14	21	0	0	125	31	6	8	1
at BYU		DNP-injured									
TCU		28	36	2	0	282	44	5	-4	1	9
at Kansas		-	-	-	-	-	-	-	-	-	-
UCF		-	-	-	-	-	-	-	-	-	-
at Texas		-	-	-	-	-	-	-	-	-	-
Totals		96	155	10	2	978	44	28	12	3	10

2022 GAME-BY-GAME

Opponent	GS	Comp	Att	TD	INT	Yds	Lg	Run	Yds	TD	Lg
Murray State		7	10	1	1	97	24	3	-15	0	2
Houston		0	0	0	0	0	0	0	0	0	0
at NC State		4	7	0	1	85	38	2	20	0	13
Texas		0	0	0	0	0	0	0	0	0	0
at Kansas State		DNP									
at Oklahoma St.	*	39	62	2	1	379	36	17	53	1	15
West Virginia	*	28	45	2	0	325	55	8	17	0	8
Baylor	*	11	34	1	3	152	39	6	6	1	14
at TCU	*	7	10	1	0	79	47	6	-2	0	4
Kansas		DNP-injured									
at Iowa State		DNP-injured									
Oklahoma		DNP-injured									
vs. Ole Miss		0	1	0	0	0	0	0	0	0	0
Totals		96	169	7	6	1,117	55	42	79	2	15

18 TYLER  
OWENS

DB | S-Sr. | 5th Yr. (2nd at Tech) | Plano, Texas | Plano East HS

PARTICIPATION	2019*	2020*	2021*	2022	2023	CAREER
GP/GS	13/1	9/0	5/0	12/2	8/7	47/10

CAREER STATS

TACKLES	GP	UA	A	Total	TFL	Yds	PD	FF	FR	Blkd	QBH
2019 (UT)	13	6	2	8	0.0	0	0	0	0	0	0
2020 (UT)	9	2	1	3	0.5	2	1	0	0	1	0
2021 (UT)	5	2	0	2	0.0	0	0	0	0	0	0
2022 (TTU)	12	14	5	19	0.0	0	2	2	0	1	0
2023 (TTU)	8	27	6	33	1.0	5	2	0	0	0	0
TOTALS	47	51	14	65	1.5	7	5	2	0	2	0

INTERCEPTIONS	GP	No	Yds	TD	Lg	AVG/R
2019 (UT)	13	0	0	0	0	0.0
2020 (UT)	9	0	0	0	0	0.0
2021 (UT)	5	0	0	0	0	0.0
2022 (TTU)	12	1	0	0	0	0.0
2023 (TTU)	8	0	0	0	0	0.0
TOTALS	47	1	0	0	0	0.0

2023 GAME-BY-GAME STATS

Opponent	GS	UA	A	TOT	TFL-YDS	INT-YDS	FF	FR	PBU
at Wyoming	*	2	0	2	0.0-0	0-0	0	0	1
Oregon	*	4	1	5	0.0-0	0-0	0	0	0
Tarleton St.					DNP-injured				
at West Virginia	*	1	2	3	0.0-0	0-0	0	0	0
Houston	*	10	0	10	0.0-0	0-0	0	0	0
at Baylor	*	2	0	2	0.0-0	0-0	0	0	0
Kansas State	*	3	1	4	0.0-0	0-0	0	0	0
at BYU	*	2	0	2	0.0-0	0-0	0	0	1
TCU		3	2	5	1.0-5	0-0	0	0	0
at Kansas		-	-	-	-	-	-	-	-
UCF		-	-	-	-	-	-	-	-
at Texas		-	-	-	-	-	-	-	-
Totals		27	6	33	1.0-5	0-0	0	0	2

2022 GAME-BY-GAME STATS

Opponent	GS	UA	A	TOT	TFL-YDS	INT-YDS	FF	FR	PBU
Murray State		1	0	1	0.0-0	0-0	0	0	0
Houston		0	0	0	0.0-0	0-0	0	0	0
at NC State		1	0	1	0.0-0	0-0	0	0	0
Texas		1	0	1	0.0-0	0-0	0	0	0
at Kansas State		1	0	1	0.0-0	0-0	0	0	0
at Oklahoma St.	*	2	1	3	0.0-0	0-0	0	0	2
West Virginia		DNP-injured							
Baylor		0	0	0	0.0-0	0-0	0	0	0
at TCU		1	1	2	0.0-0	0-0	0	0	0
Kansas		0	0	0	0.0-0	0-0	0	0	0
at Iowa State		3	1	4	0.0-0	0-0	1	0	0
Oklahoma		0	0	0	0.0-0	0-0	0	0	0
vs. Ole Miss	*	4	2	6	0.0-0	1-0	1	0	0
Totals		14	5	19	0.0-0	1-0	2	0	2

8 JESIAH  
PIERRE

LB | Sr. | 5th Yr. (3rd at Tech) | Mount Dora, Fla. | Mount Dora Christian Academy

PARTICIPATION	2019*	2020*	2021	2022	2023	CAREER
GP/GS	2/0	11/0	11/3	13/10	8/6	45/19

\* at Florida

CAREER STATS

TACKLES	GP	UA	A	Total	TFL	Yds	PD	FF	FR	Blkd	QBH
2019 (LUF)	2	0	0	0	0.0	0	0	0	0	0	0
2020 (LUF)	11	3	5	8	0.5	4	0	0	0	0	0
2021 (TTU)	11	15	12	27	1.0	2	0	0	0	0	0
2022 (TTU)	13	24	16	40	7.0	28	1	1	0	0	3
2023 (TTU)	8	27	25	52	1.5	7	0	0	1	0	1
Totals	45	69	58	127	10.0	41	1	1	1	0	4

2023 GAME-BY-GAME STATS

Opponent	GS	UA	A	TOT	SACKS-YDS	TFL-YDS	FF	FR	INT	QBH
at Wyoming	*	10	4	14	0.0-0	0.0-0	0	0	0	0
Oregon	*	3	3	6	0.0-0	0.0-0	0	0	0	0
Tarleton State	*	5	0	5	0.0-0	0.0-0	0	0	0	0
at West Virginia	*	5	7	12	0.0-0	0.0-0	0	0	0	0
Houston					DNP-injured					
at Baylor	*	2	4	6	0.5-5	0.5-5	0	1	0	0
Kansas State	*	2	5	7	0.0-0	1.0-2	0	0	0	0
at BYU		0	1	1	0.0-0	0.0-0	0	0	0	0
TCU		0	1	1	0.0-0	0.0-0	0	0	0	1
at Kansas		-	-	-	-	-	-	-	-	-
UCF		-	-	-	-	-	-	-	-	-
at Texas		-	-	-	-	-	-	-	-	-
Totals		27	25	52	0.5-5	1.5-7	0	1	0	1

2022 GAME-BY-GAME STATS

Opponent	GS	UA	A	TOT	SACKS-YDS	TFL-YDS	FF	FR	INT	QBH
Murray State	*	1	2	3	0.0-0	0.0-0	0	0	0	0
Houston	*	0	0	0	0.0-0	0.0-0	0	0	0	0
at NC State	*	0	2	2	0.0-0	0.0-0	0	0	0	0
Texas	*	0	0	0	0.0-0	0.0-0	0	0	0	0
at Kansas State		1	0	1	0.0-0	0.0-0	0	0	0	0
at Oklahoma St.	*	3	2	5	1.0-1	1.0-1	0	0	0	0
West Virginia	*	1	1	2	0.0-0	0.0-0	0	0	0	0
Baylor	*	3	2	5	0.0-0	0.0-0	0	0	0	0
at TCU	*	1	4	5	1.5-8	2.5-11	0	0	0	1
Kansas	*	6	1	7	2.0-12	2.0-12	1	0	0	0
at Iowa State	*	4	2	6	0.0-0	1.5-4	0	0	0	1
Oklahoma		2	0	2	0.0-0	0.0-0	0	0	0	0
vs. Ole Miss		2	0	2	0.0-0	0.0-0	0	0	0	1
Totals		24	16	40	4.5-21	7.0-28	1	0	0	3

2021 GAME-BY-GAME STATS

Opponent	GS	UA	A	TOT	SACKS-YDS	TFL-YDS	FF	FR	INT	QBH
vs. Houston		3	2	5	0.0-0	0.5-1	0	0	0	0
Stephen F. Austin		0	2	2	0.0-0	0.0-0	0	0	0	0
FIU		3	1	4	0.0-0	0.0-0	0	0	0	0
at Texas		2	0	2	0.0-0	0.0-0	0	0	0	0
at West Virginia	*	1	2	3	0.0-0	0.0-0	0	0	0	0
TCU	*	3	3	6	0.0-0	0.5-1	0	0	0	0
at Kansas	*	0	0	0	0.0-0	0.0-0	0	0	0	0
Kansas State		0	0	0	0.0-0	0.0-0	0	0	0	0
at Oklahoma		2	0	2	0.0-0	0.0-0	0	0	0	0
Iowa State					DNP					
Oklahoma State		1	2	3	0.0-0	0.0-0	0	0	0	0
at Baylor		0	0	0	0.0-0	0.0-0	0	0	0	0
vs. Mississippi St.					DNP					
Totals		15	12	27.0	0.0-0	1.0-2	0	0	0	0

2020 GAME-BY-GAME STATS (@ FLORIDA)

Opponent	UA	A	TOT	SACKS-YDS	TFL-YDS	FF	FR	INT	QBH
at Ole Miss	0	0	0	0.0-0	0.0-0	0	0	0	0
South Carolina	0	0	0	0.0-0	0.0-0	0	0	0	0
at Texas A&M	0	0	0	0.0-0	0.0-0	0	0	0	0
Mizzou	0	1	1	0.0-0	0.0-0	0	0	0	0
vs. Georgia	0	0	0	0.0-0	0.0-0	0	0	0	0
Arkansas	0	0	0	0.0-0	0.0-0	0	0	0	0
at Vanderbilt	0	4	4	0.0-0	0.5-4	0	0	0	0
Kentucky	2	0	2	0.0-0	0.0-0	0	0	0	0
at Tennessee	1	0	1	0.0-0	0.0-0	0	0	0	0
LSU	0	0	0	0.0-0	0.0-0	0	0	0	0
vs. Alabama	0	0	0	0.0-0	0.0-0	0	0	0	0
vs. Oklahoma					DNP				
Totals	3	5	8	0.0-0	0.5-4	0	0	0	0

1 MYLES  
PRICE

WR | Sr. | 4th Yr. | The Colony, Texas | The Colony HS

PARTICIPATION	2020	2021	2022	2023	CAREER
GP/GS	9/3	12/9	11/9	9/7	41/28

CAREER STATS

RECEIVING	G	Rec	Yds	TD	Lg	Rec/G	Avg/C	Avg/G
2020	9	29	305	1	44	3.2	10.5	33.9
2021	12	38	523	2	48	3.2	13.8	43.6
2022	11	51	513	2	54	4.6	10.1	46.6
2023	9	38	381	5	33	4.2	10.0	42.3
Totals	41	156	1,772	10	54	3.8	11.0	42.0

RUSHING

2020	9	12	124	1	70	10.3	13.8
2021	12	14	83	1	15	5.9	6.9
2022	11	0	0	0	0	0.0	0.0
2023	9	0	0	0	0	0.0	0.0
Totals	41	26	207	2	70	8.0	5.2

KICK RETURNS

2020	9	3	59	19.7	0	29
2021	12	0	0	0.0	0	0
2022	11	0	0	0.0	0	0
2023	9	0	0	0.0	0	0
Totals	41	3	59	19.7	0	29

PUNT RETURNS

2020	9	0	0	0	0	0.0	0.0
2021	12	2	37	0	27	18.5	3.1
2022	11	8	63	0	20	7.9	5.7
2023	9	9	196	0	43	21.8	21.7
Totals	41	19	296	0	43	14.8	7.2

ALL PURPOSE

2020	9	124	300	0	59	0	488	54.2
2021	12	83	523	37	0	0	643	53.6
2022	11	0	513	63	0	0	576	52.4
2023	9	0	381	196	0	0	577	64.1
Totals	41	207	1,722	296	59	0	2,284	55.7

2023 GAME-BY-GAME

Opponent	GS	Rec	Yds	TD	Avg	LG	Rush	Yds	TD
at Wyoming	*	6	65	1	10.8	33	0	0	0
Oregon		4	31	1	7.8	18	0	0	0
Tarleton State	*	2	22	1	11.0	15	0	0	0
at West Virginia		0	0	0	0	0	0	0	0
Houston	*	5	63	1	12.6	16	0	0	0
at Baylor	*	10	90	0	9	24	0	0	0
Kansas State	*	4	33	0	8.3	13	0	0	0
at BYU	*	2	27	0	13.5	16	0	0	0
TCU	*	5	50	1	10	25	0	0	0
at Kansas		-	-	-	-	-	-	-	-
UCF		-	-	-	-	-	-	-	-
at Texas		-	-	-	-	-	-	-	-
Totals		38	381	5	10.0	33	0	0	0

2022 GAME-BY-GAME

Opponent	GS	Rec	Yds	TD	Avg	LG	Rush	Yds	TD
Murray State	*	3	39	0	13	17	0	0	0
Houston	*	5	78	1	15.6	54	0	0	0
at NC State	*	4	50	1	12.5	24	0	0	0
Texas	*	13	98	0	7.5	26	0	0	0
at Kansas State	*	6	44	0	7.3	16	0	0	0
at Oklahoma State									
West Virginia									
Baylor		1	16	0	16	16	0	0	0
at TCU	*	2	14	0	7	13	0	0	0
Kansas	*	5	43	0	8.6	18	0	0	0
at Iowa State	*	3	42	0	14	28	0	0	0
Oklahoma		6	54	0	9	19	0	0	0
vs. Ole Miss	*	3	35	0	11.7	20	0	0	0
Totals		51	513	2	10.1	54	0	0	0

2021 GAME-BY-GAME

Opponent	GS	Rec	Yds	TD	Avg	LG	Rush	Yds	TD
vs. Houston	*	0	0	0	0.0	0	2	8	0
Stephen F. Austin	*	2	14	0	7.0	12	2	-5	0
FIU	*	2	19	0	9.5	15	0	0	0
at Texas	*	5	75	1	15.0	40	1	9	0
at West Virginia		2	8	0	4.0	5	1	14	0
TCU	*	2	41	0	20.5	27	2	20	0
at Kansas	*	2	20	0	10.0	15	3	25	1
Kansas State		4	64	0	16.0	40	2	2	0
at Oklahoma	*	6	36	0	6.0	14	0	0	0





Opponent	GS	Rec	Yds	TD	Avg	LG	Rush	Yds	TD
Iowa State	*	9	175	1	19.4	39	0	0	0
Oklahoma State	*	1	-1	0	-1.0	-1	0	0	0
at Baylor	DNP								
vs. Mississippi St.	3	72	0	24.0	48		2	15	0
Totals	38	523	2	13.8	48		14	94	1

2020 GAME-BY-GAME

Opponent	GS	Rec	Yds	TD	Avg	LG	Rush	Yds	TD
Houston Baptist	DNP								
Texas	1	8	0	8.0	8		1	7	0
at Kansas St.	6	51	1	8.5	21		1	5	0
at Iowa St.	*	2	16	0	8.0	12	1	10	0
West Virginia	*	7	79	0	11.3	44	2	13	0
Oklahoma	1	9	0	9.0	9		0	0	0
at TCU	4	30	0	7.5	1		1	12	0
Baylor	1	5	0	5.0	5		2	-1	0
at Oklahoma St.	4	59	0	14.8	24		2	7	0
Kansas	*	2	43	0	21.5	33	2	71	1
Totals	28	300	1	10.7	44		12	124	1

3 BRYCE  
RAMIREZ

OLB | Sr. | 5th Yr. | Missouri City, Texas | George Ranch HS

PARTICIPATION	2019	2020	2021	2022	2023	CAREER
GP/GS	0/0	0/0	7/0	2/1	8/2	17/3

CAREER STATS

TACKLES	GP	UA	A	Total	TFL	Yds	PD	FF	FR	Blkd	QBH
2021	7	2	1	3	0.0	0	0	0	0	0	0
2022	2	4	0	4	0.0	0	0	0	0	0	0
2023	8	11	6	17	0.0	0	0	0	0	0	1
Totals	17	17	7	24	0.0	0	0	0	0	0	1

2023 GAME-BY-GAME STATS

Opponent	GS	UA	A	TOT	SACKS-YDS	TFL-YDS	FF	FR	INT	QBH
at Wyoming		0	1	1	0.0-0	0.0-0	0	0	0	0
Oregon		2	0	2	0.0-0	0.0-0	0	0	0	0
Tarleton State		1	0	1	0.0-0	0.0-0	0	0	0	0
at West Virginia		0	1	1	0.0-0	0.0-0	0	0	0	0
Houston		2	0	2	0.0-0	0.0-0	0	0	0	0
at Baylor		1	0	1	0.0-0	0.0-0	0	0	0	0
Kansas State		DNP-injured								
at BYU	*	3	4	7	0.0-0	0.0-0	0	0	0	1
TCU	*	2	0	2	0.0-0	0.0-0	0	0	0	0
at Kansas		-	-	-	-	-	-	-	-	-
UCF		-	-	-	-	-	-	-	-	-
at Texas		-	-	-	-	-	-	-	-	-
Totals		11	6	17	0.0-0	0.0-0	0	0	0	1

2022 GAME-BY-GAME STATS

Opponent	GS	UA	A	TOT	SACKS-YDS	TFL-YDS	FF	FR	INT	QBH
Murray State	DNP									
Houston		3	0	3	0.0-0	0.0-0	0	0	0	0
at NC State	*	1	0	1	0.0-0	0.0-0	0	0	0	0
Texas	DNP-injured									
at Kansas State	DNP-injured									
at Oklahoma St.	DNP-injured									
West Virginia	DNP-injured									
Baylor	DNP-injured									
at TCU	DNP-injured									
Kansas	DNP-injured									
at Iowa State	DNP-injured									
Oklahoma	DNP-injured									
vs. Ole Miss	DNP-injured									
Totals		4	0	4	0.0-0	0.0-0	0	0	0	0

2021 GAME-BY-GAME STATS

Opponent	GS	UA	A	TOT	SACKS-YDS	TFL-YDS	FF	FR	INT	QBH
vs. Houston	DNP									
Stephen F. Austin	DNP									
FIU	DNP									
at Texas	DNP									
at West Virginia	DNP									
TCU	DNP									
at Kansas	0	0	0	0.0-0	0.0-0	0	0	0	0	
Kansas State	1	1	2	0.0-0	0.0-0	0	0	0	0	
at Oklahoma	0	0	0	0.0-0	0.0-0	0	0	0	0	
Iowa State	DNP									
Oklahoma State	0	0	0	0.0-0	0.0-0	0	0	0	0	
at Baylor	0	0	0	0.0-0	0.0-0	0	0	0	0	
vs. Mississippi St.	1	0	1	0.0-0	0.0-0	0	0	0	0	
Totals	2	1	3	0.0-0	0.0-0	0	0	0	0	

13 BEN  
ROBERTS

LB | R-Fr. | 2nd Yr. | Haslet, Texas | Eaton HS

PARTICIPATION	2022	2023	CAREER
GP/GS	2/0	9/8	11/8

CAREER STATS

TACKLES	GP	UA	A	Total	TFL	Yds	PD	FF	FR	Blkd	QBH
2022	2	0	0	0	0.0	0	0	0	0	0	0
2023	9	37	35	72	4.5	27	0	2	0	0	1
Totals	11	37	35	72	4.5	27	0	2	0	0	1

2023 GAME-BY-GAME STATS

Opponent	GS	UA	A	TOT	SACKS-YDS	TFL-YDS	FF	FR	INT	QBH
at Wyoming		0	1	1	0.0-0	0.5-0	0	0	0	0
Oregon	*	5	7	12	0.5-2	1.5-7	1	0	0	0
Tarleton State	*	2	2	4	0.0-0	0.0-0	0	0	0	0
at West Virginia	*	4	7	11	0.0-0	0.5-1	0	0	1	0
Houston	*	8	2	10	0.0-0	0.0-0	0	0	0	0
at Baylor	*	5	2	7	0.0-0	2.0-19	1	0	0	0
Kansas State	*	5	6	11	0.0-0	0.0-0	0	0	0	0
at BYU	*	5	5	10	0.0-0	0.0-0	0	0	0	1
TCU	*	3	3	6	0.0-0	0.0-0	0	0	0	0
at Kansas		-	-	-	-	-	-	-	-	-
UCF		-	-	-	-	-	-	-	-	-
at Texas		-	-	-	-	-	-	-	-	-
Totals		37	35	72	0.5-2	4.5-27	2	0	1	1

10 JACOB  
RODRIGUEZ

LB | Jr. | 3rd Yr. (2nd at Tech) | Wichita Falls, Texas | Rider HS

PARTICIPATION	2021	2022	2023	CAREER
GP/GS	12/0	12/0	2/1	26/1

CAREER STATS

TACKLES	GP	UA	A	Total	TFL	Yds	PD	FF	FR	Blkd	QBH
2021 (UVA)	12	1	0	1	0.0	0	0	0	0	0	0
2022 (TTU)	12	17	12	29	3.0	7	0	1	0	0	0
2023 (TTU)	2	6	2	8	0.0	0	0	1	1	0	0
Totals	26	24	14	38	3.0	7	0	2	1	0	0

2023 GAME-BY-GAME STATS

Opponent	GS	UA	A	TOT	SACKS-YDS	TFL-YDS	FF	FR	INT	QBH
at Wyoming	*	2	0	2	0.0-0	0.0-0	1	1	0	0
Oregon	DNP-injured									
Tarleton State	DNP-injured									
at West Virginia	DNP-injured									
Houston	DNP-injured									
at Baylor	DNP-injured									
Kansas State	DNP-injured									
at BYU	DNP-injured									
TCU	4	2	6	0.0-0	0.0-0	0	0	0	0	
at Kansas	-	-	-	-	-	-	-	-	-	
UCF	-	-	-	-	-	-	-	-	-	
at Texas	-	-	-	-	-	-	-	-	-	
Totals	6	2	8	0.0-0	0.0-0	1	1	0	0	

2022 GAME-BY-GAME STATS

Opponent	GS	UA	A	TOT	SACKS-YDS	TFL-YDS	FF	FR	INT	QBH
Murray State	0	4	4	0.0-0	1.0-2	0	0	0	0	0
Houston	0	0	0	0.0-0	0.0-0	0	0	0	0	0
at NC State	2	2	4	0.0-0	0.5-1	0	0	0	0	0
Texas	1	0	1	0.0-0	0.0-0	0	0	0	0	0
at Kansas State	1	0	1	0.0-0	0.0-0	0	0	0	0	0
at Oklahoma St.	1	1	2	0.0-0	0.0-0	0	0	0	0	2
West Virginia	4	0	4	0.0-0	0.0-0	1	0	0	0	1
Baylor	3	2	5	0.0-0	0.0-0	0	0	0	0	0
at TCU	0	2	2	0.0-0	0.5-1	0	0	0	0	0
Kansas	2	0	2	0.0-0	0.0-0	0	0	0	0	0
at Iowa State	1	0	1	0.0-0	0.0-0	0	0	0	0	0
Oklahoma	DNP-injured									
vs. Ole Miss	2	1	3	0.0-0	1.0-3	0	0	0	0	0
Totals	17	12	29	0.0-0	3.0-7	1	0	0	3	0

12 TYLER SHOUGH

QB | S-Sr. | 6th Yr. (3rd at Tech) | Chandler, Ariz. | Hamilton HS

PARTICIPATION	2018*	2019*	2020*	2021	2022	2023	CAREER
GP/GS	3/0	5/0	7/7	4/4	7/5	4/4	30/20

\* indicates seasons at Oregon

CAREER STATS

PASSING	G	Comp	Att	Int	Yds	TD	Lg	Pct	Avg/G	Effc
2018 (UOJ)	3	0	0	0	0	0	0	0.0	0.0	0.00
2019 (UOJ)	5	12	15	0	144	3	35	80.0	28.8	226.6
2020 (UOJ)	7	106	167	6	1,559	13	71	63.5	222.7	160.4
2021 (TTUJ)	4	64	92	3	872	6	75	69.6	218.0	164.2
2022 (TTUJ)	7	106	177	4	1,304	7	47	59.9	186.3	130.3
2023 (TTUJ)	4	67	111	4	746	7	46	60.4	186.5	130.4
Totals	30	355	562	17	4,625	36	75	63.2	154.2	147.4

RUSHING	G	Att	Yds	TD	Lg	Avg/C	Avg/G
2018 (UOJ)	3	0	0	0	0	0	0.0
2019 (UOJ)	5	2	11	0	13	5.5	2.2
2020 (UOJ)	7	66	271	2	33	4.1	38.7
2021 (TTUJ)	4	16	14	2	14	0.9	3.5
2022 (TTUJ)	7	72	269	4	36	3.7	38.4
2023 (TTUJ)	4	48	149	2	58	3.1	37.3
Totals	30	204	714	10	58	3.5	23.8

TOTAL OFF.	G	Rush	Pass	Total	Avg/G
2018 (UOJ)	3	0	0	0	0.0
2019 (UOJ)	5	11	144	155	31.0
2020 (UOJ)	7	271	1,559	1,830	261.4
2021 (TTUJ)	4	14	872	886	221.5
2022 (TTUJ)	7	269	1,304	1,573	224.7
2023 (TTUJ)	4	149	746	895	223.8
Totals	30	714	4,625	5,339	178.0

2023 GAME-BY-GAME

Opponent	GS	Comp	Att	TD	INT	Yds	Lg	Rush	Yds	TD	LG
at Wyoming	*	31	47	3	1	338	33	15	36	0	12
Oregon	*	24	38	3	3	282	34	23	101	1	58
Tarleton State	*	10	20	1	0	123	46	6	0	1	3
at West Virginia	*	2	6	0	0	3	6	4	12	0	6
Houston	DNP-injured										
at Baylor	DNP-injured										
Kansas State	DNP-injured										
at BYU	DNP-injured										
TCU	DNP-injured										
at Kansas	-	-	-	-	-	-	-	-	-	-	-
UCF	-	-	-	-	-	-	-	-	-	-	-
at Texas	-	-	-	-	-	-	-	-	-	-	-
Totals		67	111	7	4	746	46	48	149	2	58

2022 GAME-BY-GAME

Opponent	GS	Comp	Att	TD	INT	Yds	Lg	Rush	Yds	TD	LG
Murray State	*	6	10	1	0	154	39	1	17	0	17
Houston	DNP-injured										
at NC State	DNP-injured										
Texas	DNP-injured										
at Kansas State	DNP-injured										
at Oklahoma St.	DNP-injured										
West Virginia	DNP-injured										
Baylor		1	2	0	1	7	7	4	-21	0	4
at TCU		9	22	1	1	78	33	7	9	1	7
Kansas	*	20	33	1	0	246	47	12	76	1	18
at Iowa State	*	15	21	1	0	141	29	14	33	0	15
Oklahoma	*	31	50	2	1	436	44	9	44	0	19
vs. Ole Miss	*	24	39	1	1	242	36	25	111	2	36
Totals		106	177	7	4	1,304	47	72	269	4	36

2021 GAME-BY-GAME

Opponent	GS	Comp	Att	TD	INT	Yds	Lg	Rush	Yds	TD	LG
Houston	*	17	24	1	0	231	50	6	-2	1	8
Stephen F. Austin	*	12	22	1	2	174	75	6	6	0	14
FIU	*	26	35	4	0	399	59	3	4	0	2
Texas	*	9	11	0	1	68	18	1	6	1	6
at West Virginia	DNP-injured										
TCU	DNP-injured										
at Kansas	DNP-injured										
Kansas State	DNP-injured										
at Oklahoma	DNP-injured										
Iowa State	DNP-injured										
Oklahoma State	DNP-injured										
at Baylor	DNP-injured										
vs. Mississippi St.	DNP-injured										
Totals		64	92	6	3	872	75	16	14	2	14

2020 GAME-BY-GAME (@ OREGON)

Opponent	GS	Comp	Att	TD	INT	Yds	Lg	Rush	Yds	TD	LG
Stanford	*	17	26	1	1	227	44	11	85	1	25
Washington St	*	21	30	4	1	312	71	9	81	0	33
UCLA	*	19	30	3	0	334	49	11	31	0	23
Oregon State	*	20	31	2	2	285	60	8	6	1	6
California	*	14	26	1	0	231	67	13	53	0	14
USC	*	8	15	2	1	91	23	10	7	0	9
Iowa State	*	7	9	0	1	79	20	4	8	0	6
Totals		106	137	13	6	1,559	71	66	271	2	33

2019 GAME-BY-GAME (@ OREGON)

Opponent	GS	Comp	Att	TD	INT	Yds	Lg	Rush	Yds	TD	LG
Nevada		8	9	2	0	92	21	2	11	0	13
Montana		1	1	0	0	-3	0	0	0	0	0
Colorado		1	2	0	0	14	0	0	0	0	0
USC		2	3	1	0	41	35	0	0	0	0
Totals		12	15	3	0	144	35	2	11	0	13



6 J.J. SPARKMAN

WR | Jr. | 4th Yr. | Longview, Texas | Pine Tree HS

PARTICIPATION	2021	2022	2023	CAREER
GP/GS	9/0	11/3	9/1	29/4

CAREER STATS								
RECEIVING	G	Rec	Yds	TD	Lg	Rec/G	Avg/C	Avg/G
2021	9	7	86	2	17	0.8	12.3	9.6
2022	11	14	150	1	33	1.3	10.7	13.6
2023	9	1	1	0	1	0.1	1.0	0.1
Totals	29	22	237	3	33	0.8	10.8	8.2

2023 GAME-BY-GAME									
Opponent	GS	Rec	Yds	TD	Avg	LG	Rush	Yds	TD
at Wyoming		0	0	0	0	0	0	0	0
Oregon	*	0	0	0	0	0	0	0	0
Tarleton State		1	1	0	1.0	1	0	0	0
at West Virginia		0	0	0	0	0	0	0	0
Houston		0	0	0	0	0	0	0	0
at Baylor		0	0	0	0	0	0	0	0
Kansas State		0	0	0	0	0	0	0	0
at BYU		0	0	0	0	0	0	0	0
TCU		0	0	0	0	0	0	0	0
at Kansas	-	-	-	-	-	-	-	-	-
UCF	-	-	-	-	-	-	-	-	-
at Texas	-	-	-	-	-	-	-	-	-
Totals	1	1	0	1.0	1		0	0	0

2022 GAME-BY-GAME									
Opponent	GS	Rec	Yds	TD	Avg	LG	Rush	Yds	TD
Murray State		1	14	0	14	14	0	0	0
Houston		2	15	0	7.5	10	0	0	0
at NC State		1	17	0	17	17	0	0	0
Texas	*	4	35	0	8.8	13	0	0	0
at Kansas State	*	3	23	0	7.7	9	0	0	0
at Oklahoma State	DNP-injured								
West Virginia	DNP-injured								
Baylor		0	0	0	0	0	0	0	0
at TCU		3	46	1	15.3	33	0	0	0
Kansas	*	0	0	0	0	0	0	0	0
at Iowa State		0	0	0	0	0	0	0	0
Oklahoma		0	0	0	0	0	0	0	0
vs. Ole Miss		0	0	0	0	0	0	0	0
Totals	14	150	1	10.7	33		0	0	0

2021 GAME-BY-GAME									
Opponent	GS	Rec	Yds	TD	Avg	LG	Rush	Yds	TD
vs. Houston		0	0	0	0	0	0	0	0
Stephen F. Austin		0	0	0	0	0	0	0	0
FIU		1	9	0	9.0	9	0	0	0
at Texas		0	0	0	0	0	0	0	0
at West Virginia	DNP								
TCU	DNP								
at Kansas	DNP								
Kansas State		0	0	0	0	0	0	0	0
at Oklahoma		3	37	1	12.3	17	0	0	0
Iowa State		1	11	0	11.0	11	0	0	0
Oklahoma State	DNP								
at Baylor		0	0	0	0	0	0	0	0
vs. Mississippi State		2	29	1	14.5	15	0	0	0
Totals	7	86	2	12.3	17		0	0	0

1 DADRION TAYLOR-DEMERSON

DB | S-Sr. | 5th Yr. | Oklahoma City, Okla. | Carl Albert HS

PARTICIPATION	2019	2020	2021	2022	2023	CAREER
GP/GS	11/2	10/3	12/7	13/12	9/9	55/33

CAREER STATS													
TACKLES	GP	UA	A	Total	TFL	Yds	PD	FF	FR	INT	QBH		
2019	11	12	4	16	1.0	1	0	0	1	0	0		
2020	10	12	3	15	0.5	1	0	0	0	0	0		
2021	12	41	21	62	0.5	0	10	0	0	3	0		
2022	13	54	20	74	5.5	25	5	2	2	3	0		
2023	9	40	13	53	0.5	0	4	0	0	3	2		
TOTALS	55	159	61	220	8.0	27	19	2	3	9	2		

INTERCEPTIONS	GP	No	Yds	TD	LG	AVG/R
2019	11	0	0	0	0	0.0
2020	10	0	0	0	0	0.0
2021	12	3	4	0	9	1.3
2022	13	3	0	0	0	0.0
2023	9	3	23	0	23	7.6
TOTALS	55	9	27	0	9	3.0

2023 GAME-BY-GAME STATS										
Opponent	GS	UA	A	TOT	TFL-YDS	INT-YDS	FF	FR	PBU	
at Wyoming	*	5	0	5	0.0-0	0-0	0	0	1	
Oregon	*	11	1	12	0.0-0	0-0	0	0	0	
Tarleton St.	*	4	0	4	0.0-0	1-0	0	0	1	
at West Virginia	*	3	3	6	0.0-0	0-0	0	0	0	
Houston	*	2	0	2	0.0-0	0-0	0	0	0	
at Baylor	*	3	3	6	0.0-0	0-0	0	0	1	
Kansas State	*	6	3	9	0.5-0	0-0	0	0	0	
at BYU	*	3	2	5	0.0-0	0-0	0	0	1	
TCU	*	3	1	4	0.0-0	2-23	0	0	0	
at Kansas	-	-	-	-	-	-	-	-	-	
UCF	-	-	-	-	-	-	-	-	-	
at Texas	-	-	-	-	-	-	-	-	-	
Totals	30	13	53		0.5-0	3-23	0	0	4	

2022 GAME-BY-GAME STATS										
Opponent	GS	UA	A	TOT	TFL-YDS	INT-YDS	FF	FR	PBU	
Murray State	*	1	1	2	0.0-0	0-0	0	0	0	
Houston	*	5	2	7	0.0-0	0-0	0	1	1	
at NC State	*	1	4	5	0.0-0	0-0	1	0	0	
Texas		4	0	4	0.0-0	0-0	0	0	0	
at Kansas State	*	3	1	4	1.0-2	0-0	1	0	0	
at Oklahoma St.	*	6	1	7	0.0-0	0-0	0	0	1	
West Virginia	*	5	2	7	1.0-5	1-0	0	0	0	
Baylor	*	4	3	7	0.0-0	0-0	0	0	0	
at TCU	*	8	1	9	1.0-3	0-0	0	0	0	
Kansas	*	6	0	6	2.0-12	0-0	0	0	3	
at Iowa State	*	1	1	2	0.0-0	0-0	1	0	0	
Oklahoma	*	3	3	6	0.5-3	1-0	0	0	0	
vs. Ole Miss	*	7	1	8	0.0-0	1-0	0	1	0	
Totals	54	20	74		5.5-25	3-0	2	2	5	

2021 GAME-BY-GAME STATS										
Opponent	GS	UA	A	TOT	TFL-YDS	INT-YDS	FF	FR	PBU	
vs. Houston	DNP-injured									
Stephen F. Austin	3	4	7		0.0-0	0-0	0	0	0	
FIU	0	0	0		0.0-0	0-0	0	0	0	
at Texas	3	2	5		0.0-0	1-0	0	0	2	
at West Virginia	3	0	3		0.0-0	0-0	0	0	0	
TCU	*	5	1	6		0.0-0	0	0	0	
at Kansas	*	2	1	3		0.0-0	1-9	0	0	2
Kansas State	3	3	6		0.5-0	0-0	0	0	1	
at Oklahoma	*	4	4	8		0.0-0	0-0	0	0	0
Iowa State	*	4	1	5		0.0-0	1-5	0	0	0
Oklahoma State	*	5	2	7		0.0-0	0-0	0	0	2
at Baylor	*	5	3	8		0.0-0	0-0	0	0	0
vs. Mississippi St.	*	4	0	4		0.0-0	0-0	0	0	3
Totals	41	21	62		0.5-0	3-4	0	0	10	

2020 GAME-BY-GAME STATS										
Opponent	GS	UA	A	TOT	TFL-YDS	INT-YDS	FF	FR	PBU	
HBU	0	0	0		0.0-0	0-0	0	0	0	
Texas	1	0	1		0.0-0	0-0	0	0	0	
at Kansas State	0	0	0		0.0-0	0-0	0	0	0	
at Iowa State	0	0	0		0.0-0	0-0	0	0	0	
West Virginia	0	0	0		0.0-0	0-0	0	0	0	
Oklahoma	0	1	1		0.0-0	0-0	0	0	0	
at TCU	3	0	3		0.0-0	0-0	0	0	0	
Baylor	*	3	1	4		0.0-0	0-0	0	0	0



Opponent	GS	UA	A	TOT	TFL-YDS	INT-YDS	FF	FR	PBU
at Oklahoma St.	*	1	0	1	0.0-0	0-0	0	0	0
Kansas	*	5	1	6	0.5-1	0-0	0	0	0
Totals	13	3	16		0.5-1	0-0	0	0	0

2019 GAME-BY-GAME STATS

Opponent	GS	UA	A	TOT	TFL-YDS	INT-YDS	FF	FR	PBU
Montana St.	0	1	1		0.0-0	0-0	0	0	0
UTEP	0	0	0		0.0-0	0-0	0	0	0
at Arizona	DNP								
at Oklahoma	3	1	4		1.0-1	0-0	0	0	0
Oklahoma State	4	0	4		0.0-0	0-0	0	1	0
at Baylor	1	0	1		0.0-0	0-0	0	0	0
Iowa State	0	0	0		0.0-0	0-0	0	0	0
at Kansas	0	0	0		0.0-0	0-0	0	0	0
at West Virginia	4	1	5		0.0-0	0-0	0	0	0
TCU	0	1	1		0.0-0	0-0	0	0	0
Kansas State	0	0	0		0.0-0	0-0	0	0	0
at Texas	DNP								
Totals	12	4	16		1.0-1	0-0	0	1	0

43 HENRY  
TEETER

FB | S-Sr. | 6th Yr. (4th at Tech) | San Angelo, Texas | Central HS

PARTICIPATION	2018*	2019*	2020	2021	2022	2023	CAREER
GP/GS	9/0	0/0	0/0	12/1	12/2	9/0	42/3

\* at Holy Cross

CAREER STATS

RECEIVING	G	Rec	Yds	TD	Lg	Rec/G	Avg/C	Avg/G
2018 (HXC)	9	0	0	0	0	0.0	0.0	0.0
2019 (HXC)	0	-	-	-	-	-	-	-
2020 (TTU)	0	-	-	-	-	-	-	-
2021 (TTU)	12	2	14	0	7	0.2	7.0	1.2
2022 (TTU)	12	6	61	1	23	0.5	10.2	5.1
2023 (TTU)	9	0	0	0	0	0.0	0.0	0.0
Totals	42	8	75	1	23	0.2	9.4	1.8

2023 GAME-BY-GAME

Opponent	GS	Rec	Yds	TD	Avg	LG	Rush	Yds	TD
at Wyoming		0	0	0	0.0	0	0	0	0
Oregon		0	0	0	0.0	0	0	0	0
Tarleton State		0	0	0	0.0	0	0	0	0
at West Virginia		0	0	0	0.0	0	0	0	0
Houston		0	0	0	0.0	0	0	0	0
at Baylor		0	0	0	0.0	0	0	0	0
Kansas State		0	0	0	0.0	0	0	0	0
at BYU		0	0	0	0.0	0	0	0	0
TCU		0	0	0	0.0	0	0	0	0
at Kansas	-	-	-	-	-	-	-	-	-
UCF	-	-	-	-	-	-	-	-	-
at Texas	-	-	-	-	-	-	-	-	-
Totals	0	0	0	0.0	0	0	0	0	0

2022 GAME-BY-GAME

Opponent	GS	Rec	Yds	TD	Avg	LG	Rush	Yds	TD
Murray State	*	1	23	0	23.0	23	0	0	0
Houston	*	0	0	0	0	0	0	0	0
at NC State		0	0	0	0	0	0	0	0
Texas		0	0	0	0	0	0	0	0
at Kansas State		0	0	0	0	0	0	0	0
at Oklahoma State	1	6	6.0	6	0	0	0	0	0
West Virginia	1	23	0	23.0	23	0	0	0	0
Baylor	1	1	1	1.0	1	0	0	0	0
at TCU	0	0	0	0	0	0	0	0	0
Kansas	0	0	0	0	0	0	0	0	0
at Iowa State	1	3	0	3.0	3	0	0	0	0
Oklahoma	0	0	0	0	0	0	0	0	0
vs. Ole Miss	1	5	0	5.0	5	0	0	0	0
Totals	6	61	1	23.0	23	0	0	0	0

2021 GAME-BY-GAME

Opponent	GS	Rec	Yds	TD	Avg	LG	Rush	Yds	TD
vs. Houston		0	0	0	0.0	0	0	0	0
Stephen F. Austin		0	0	0	0.0	0	0	0	0
FIU		0	0	0	0.0	0	0	0	0
at Texas	1	7	0	7.0	7	0	0	0	0
at West Virginia	1	7	0	7.0	7	0	0	0	0
TCU	0	0	0	0	0	0	0	0	0
at Kansas	0	0	0	0.0	0	0	0	0	0
Kansas State	0	0	0	0.0	0	0	0	0	0
at Oklahoma	*	0	0	0	0.0	0	0	0	0
Iowa State	DNP								
Oklahoma State	0	0	0	0.0	0	1	0	0	0
at Baylor	0	0	0	0.0	0	0	0	0	0
vs. Mississippi St.	0	0	0	0.0	0	0	0	0	0
Totals	2	14	0	7.0	7	1	0	0	0

80 MASON  
THARP

TE | Jr. | 3rd Yr. | Klein, Texas | Klein HS

PARTICIPATION	2021	2022	2023	CAREER
GP/GS	12/8	10/7	5/5	27/20

CAREER STATS

RECEIVING	G	Rec	Yds	TD	Lg	Rec/G	Avg/C	Avg/G
2021	12	14	198	1	25	1.2	14.1	16.5
2022	10	12	100	2	21	1.2	8.3	10.0
2023	5	11	120	2	28	2.2	10.9	24.0
Totals	27	37	418	5	28	1.4	11.3	15.5

2023 GAME-BY-GAME

Opponent	GS	Rec	Yds	TD	Avg	LG	Rush	Yds	TD
at Wyoming	*	1	10	0	10.0	10	0	0	0
Oregon	*	4	37	1	9.3	15	0	0	0
Tarleton State	*	3	43	1	14.3	28	0	0	0
at West Virginia	*	1	14	0	14	14	0	0	0
Houston	*	2	16	0	8	15	0	0	0
at Baylor	DNP-injured								
Kansas State	DNP-injured								
at BYU	DNP-injured								
TCU	DNP-injured								
at Kansas	-	-	-	-	-	-	-	-	-
UCF	-	-	-	-	-	-	-	-	-
at Texas	-	-	-	-	-	-	-	-	-
Totals	11	120	2	10.9	28	0	0	0	0

2022 GAME-BY-GAME

Opponent	GS	Rec	Yds	TD	Avg	LG	Rush	Yds	TD
Murray State	1	21	1	21.0	21	0	0	0	0
Houston	0	0	0	0	0	0	0	0	0
at NC State	*	3	26	0	8.7	14	0	0	0
Texas	1	13	0	13.0	13	0	0	0	0
at Kansas State	*	0	0	0	0	0	0	0	0
at Oklahoma State	*	1	2	0	2.0	2	0	0	0
West Virginia	*	3	35	0	11.7	19	0	0	0
Baylor	*	1	0	0	0	0	0	0	0
at TCU	*	0	0	0	0	0	0	0	0
Kansas	*	2	3	1	1.5	2	0	0	0
at Iowa State	DNP-injured								
Oklahoma	DNP-injured								
vs. Ole Miss	DNP-injured								
Totals	12	100	2	8.3	21	0	0	0	0

2021 GAME-BY-GAME

Opponent	GS	Rec	Yds	TD	Avg	LG	Rush	Yds	TD
vs. Houston	0	0	0	0.0	0	0	0	0	0
Stephen F. Austin	*	0	0	0	0.0	0	0	0	0
FIU	3	61	1	20.3	25	0	0	0	0
at Texas	*	1	7	0	7.0	7	0	0	0
at West Virginia	*	0	0	0	0.0	0	0	0	0
TCU	2	22	0	11.0	14	0	0	0	0
at Kansas	*	3	38	0	12.7	25	0	0	0
Kansas State	*	0	0	0	0.0	0	0	0	0
at Oklahoma	2	31	0	15.5	23	0	0	0	0
Iowa State	DNP-injured								
Oklahoma State	*	3	39	0	13	25	0	0	0
at Baylor	*	0	0	0	0.0	0	0	0	0
vs. Mississippi St.	*	0	0	0	0.0	0	0	0	0
Totals	14	198	1	14.1	25	0	0	0	0



O CAM'RON VALDEZ

RB | So. | 3rd Yr. | Rockdale, Texas | Rockdale HS

PARTICIPATION	2021	2022	2023	CAREER
GP/GS	2/0	4/0	7/0	13/0

CAREER STATS

RUSHING	G	Att	Yds	TD	Lg	Avg/C	Avg/G
2021	2	6	16	0	8	2.7	8.0
2022	4	18	169	0	38	9.4	42.3
2023	7	32	219	1	54	6.8	31.3
Totals	13	56	404	1	54	7.2	31.1

2023 GAME-BY-GAME

Opponent	GS	Rush	Yds	TD	LG	Rec	Yds	TD	LG
at Wyoming		6	20	0	4	0	0	0	0
Oregon		DNP-injured							
Tarleton State		DNP-injured							
at West Virginia		0	0	0	0	0	0	0	0
Houston		6	111	1	54	0	0	0	0
at Baylor		6	21	0	7	0	0	0	0
Kansas State		6	22	0	14	3	27	0	15
at BYU		5	38	0	20	0	0	0	0
TCU		3	7	0	4	0	0	0	0
at Kansas		-	-	-	-	-	-	-	-
UCF		-	-	-	-	-	-	-	-
at Texas		-	-	-	-	-	-	-	-
Totals		32	219	1	54	3	27	0	15

2022 GAME-BY-GAME

Opponent	GS	Rush	Yds	TD	LG	Rec	Yds	TD	LG
Murray State		DNP-injured							
Houston		DNP-injured							
at NC State		DNP-injured							
Texas		DNP-injured							
at Kansas State		DNP-injured							
at Oklahoma State		DNP-injured							
West Virginia		DNP-injured							
Baylor		DNP-injured							
at TCU		3	71	0	38	0	0	0	0
Kansas		11	66	0	18	0	0	0	0
at Iowa State		3	3	0	2	0	0	0	0
Oklahoma		DNP							
vs. Ole Miss		1	29	0	29	0	0	0	0
Totals		18	169	0	38	0	0	0	0

14 XAVIER WHITE

WR | S-Sr. | 6th Yr. (5th at Tech) | Lubbock, Texas | Monterey HS

PARTICIPATION	2019	2020	2021	2022	2023	CAREER
GP/GS	4/0	8/0	13/1	13/4	9/3	47/8

note: 2018 season at Dodge City CC not counted toward stats

CAREER STATS

RECEIVING	G	Rec	Yds	TD	Lg	Rec/G	Avg/C	Avg/G
2019	4	10	159	1	45	2.5	15.9	39.8
2020	8	21	104	0	15	2.6	5.0	13.0
2021	13	18	133	1	19	1.4	7.4	10.2
2022	13	45	572	3	55	3.5	12.7	44.0
2023	9	27	388	1	72	3.0	14.4	43.1
Totals	47	121	1,356	6	72	2.6	11.2	28.9

RUSHING	G	Att	Yds	TD	Lg	Avg/C	Avg/G
2019	4	1	0	0	0	0.0	0.0
2020	8	62	436	2	70	7.0	54.5
2021	13	68	310	3	52	4.6	23.8
2022	13	1	5	0	5	5.0	0.4
2023	9	4	3	0	2	0.8	0.3
Totals	47	136	754	5	70	5.5	16.0

PUNT RETURNS	G	No.	Yds	TD	Lg	Avg/R	Avg/G
2019	4	0	0	0	0	0.0	0.0
2020	8	0	0	0	0	0.0	0.0
2021	13	0	0	0	0	0.0	0.0
2022	13	2	15	0	13	7.5	1.2
2023	9	0	0	0	0	0.0	0.0
Totals	47	2	15	0	13	7.5	0.4

KICK RETURNS	G	No.	Yds	Avg	TD	Long
2019	4	0	0	0.0	0	0
2020	8	1	17	17.0	0	17
2021	13	0	0	0.0	0	0
2022	13	14	316	22.6	0	36
2023	9	1	23	23	0	23
Totals	47	16	356	20.9	0	36

ALL PURPOSE	G	Rush	Rec	PR	KR	IR	Total	Avg/G
2019	4	0	159	0	0	0	159	39.8
2020	8	436	104	0	17	0	557	69.6
2021	13	310	133	0	0	0	443	34.1
2022	13	5	572	15	316	0	908	69.8
2023	9	3	388	0	23	0	414	46.0
Totals	47	754	1,356	15	356	0	2,481	52.8

2023 GAME-BY-GAME

Opponent	GS	Rec	Yds	TD	Avg	LG	Rush	Yds	TD
at Wyoming		4	28	0	7.0	10	0	0	0
Oregon	*	4	45	0	11.3	22	2	2	0
Tarleton State		1	7	0	7.0	7	1	-1	0
at West Virginia	*	3	45	0	15.0	20	0	0	0
Houston		3	53	0	17.7	34	1	2	0
at Baylor		1	9	0	9.0	9	0	0	0
Kansas State		3	32	0	10.7	31	0	0	0
at BYU		3	98	1	32.7	72	0	0	0
TCU	*	5	71	0	14.2	39	0	0	0
at Kansas		-	-	-	-	-	-	-	-
UCF		-	-	-	-	-	-	-	-
at Texas		-	-	-	-	-	-	-	-
Totals		27	388	1	14.4	72	4	3	0

2022 GAME-BY-GAME

Opponent	GS	Rec	Yds	TD	Avg	LG	Rush	Yds	TD
Murray State		1	15	0	0	15	0	0	0
Houston		2	24	0	0	13	0	0	0
at NC State		1	38	0	0	38	0	0	0
Texas	*	2	11	0	0	7	0	0	0
at Kansas State		9	120	1	0	26	0	0	0
at Oklahoma State		8	62	1	0	12	0	0	0
West Virginia		8	139	1	0	55	0	0	0
Baylor	*	2	45	0	0	39	0	0	0
at TCU	*	2	7	0	0	4	0	0	0
Kansas		4	70	0	0	47	0	0	0
at Iowa State	*	2	26	0	0	29	1	5	0
Oklahoma		1	4	0	0	4	0	0	0
vs. Ole Miss		3	11	0	0	5	0	0	0
Totals		45	572	3	0.0	55	1	5	0

2021 GAME-BY-GAME										
Opponent	GS	Rush	Yds	TD	Avg	LG	Rec	Yds	TD	
vs. Houston		4	4	0	1.0	3	1	3	1	
Stephen F. Austin		7	88	1	12.5	52	2	8	0	
FIU		7	36	0	5.1	11	1	4	0	
at Texas		7	20	0	2.8	5	1	4	0	
at West Virginia	*	4	7	0	1.7	5	2	20	0	
TCU		9	51	1	5.7	16	3	26	0	
at Kansas		6	23	0	3.9	9	0	0	0	
Kansas State		3	9	0	3.0	4	1	12	0	
at Oklahoma		10	42	1	4.2	12	0	0	0	
Iowa State		0	0	0	0.0	0	3	14	0	
Oklahoma State		3	3	0	1.0	4	0	0	0	
at Baylor		4	17	0	4.2	8	3	23	0	
vs. Mississippi St.		4	10	0	2.5	4	1	19	0	
Totals		68	310	3	4.6	52	18	133	1	

2020 GAME-BY-GAME										
Opponent	GS	Rush	Yds	TD	Avg	LG	Rec	Yds	TD	
Houston Baptist		DNP								
Texas		3	0	0	0.0	6	1	3	0	
at Kansas St.		12	113	1	9.4	49	4	9	0	
at Iowa St.		7	21	0	3.0	6	3	5	0	
West Virginia		6	14	0	2.3	4	2	5	0	
Oklahoma		DNP								
at TCU		6	43	0	7.2	17	5	35	0	
Baylor		5	12	0	2.4	5	1	8	0	
at Oklahoma St.		9	98	1	10.9	70	1	11	0	
Kansas		14	135	0	9.6	30	4	28	0	
Totals		62	436	2	7.0	70	21	104	0	

2019 GAME-BY-GAME										
Opponent	GS	Rush	Yds	TD	Avg	LG	Rec	Yds	TD	
Montana St.		0	0	0	0.0	0	5	107	1	
UTEP		0	0	0	0.0	0	1	7	0	
at Arizona		0	0	0	0.0	0	3	24	0	
at Oklahoma		1	0	0	0.0	0	1	21	0	
Totals		1	0	0	0.0	0	10	159	1	

RAYSHAD WILLIAMS

DB | S-Sr. | 6th Yr. (3rd at Tech) | Memphis, Tenn. | Whitehaven HS

PARTICIPATION	2018*	2019*	2020*	2021	2022	2023	CAREER
GP/GS	4/0	12/8	6/0	13/12	13/12	9/8	57/40

\* at UCLA

CAREER STATS												
TACKLES	GP	UA	A	Total	TFL	Yds	PD	FF	FR	Blkd	QBH	
2018 (UCLA)	4	0	0	0	0.0	0	0	0	0	0	0	
2019 (UCLA)	12	30	3	33	0.0	0	2	0	0	0	0	
2020 (UCLA)	6	6	3	9	0.0	0	1	0	0	0	0	
2021 (TTU)	13	30	8	38	1.5	8	10	0	0	0	0	
2022 (TTU)	13	28	9	37	1.0	2	7	0	1	0	0	
2023 (TTU)	9	15	3	18	1.0	1	4	0	0	0	0	
TOTALS	57	109	26	135	3.5	11	24	0	1	0	0	

2023 GAME-BY-GAME STATS										
Opponent	GS	UA	A	TOT	TFL-YDS	INT-YDS	FF	FR	PBU	
at Wyoming	*	2	0	2	0.0-0	0-0	0	0	0	
Oregon	*	5	0	5	0.0-0	0-0	0	0	0	
Tarleton St.	*	0	2	2	0.0-0	0-0	0	0	1	
at West Virginia	*	0	0	0	0.0-0	0-0	0	0	0	
Houston	*	2	1	3	0.0-0	0-0	0	0	0	
at Baylor		2	0	2	1.0-1	0-0	0	0	1	
Kansas State	*	1	0	1	0.0-0	0-0	0	0	2	
at BYU	*	1	0	1	0.0-0	0-0	0	0	0	
TCU	*	2	0	2	0.0-0	0-0	0	0	0	
at Kansas	-	-	-	-	-	-	-	-	-	
UCF	-	-	-	-	-	-	-	-	-	
at Texas	-	-	-	-	-	-	-	-	-	
Totals		15	3	18	1.0-1	0-0	0	0	4	

2022 GAME-BY-GAME STATS										
Opponent	GS	UA	A	TOT	TFL-YDS	INT-YDS	FF	FR	PBU	
Murray State	*	3	0	3	1.0-2	0-0	0	0	0	
Houston	*	2	1	3	0.0-0	0-0	0	0	1	
at NC State	*	0	1	1	0.0-0	0-0	0	0	0	
Texas		3	1	4	0.0-0	0-0	0	0	1	
at Kansas State	*	0	1	1	0.0-0	0-0	0	0	0	
at Oklahoma St.	*	3	0	3	0.0-0	0-0	0	0	5	
West Virginia	*	1	1	2	0.0-0	1-0	0	0	0	
Baylor	*	1	1	2	0.0-0	0-0	0	1	0	
at TCU	*	1	1	2	0.0-0	0-0	0	0	0	
Kansas	*	4	0	4	0.0-0	0-0	0	0	0	

Opponent	GS	UA	A	TOT	TFL-YDS	INT-YDS	FF	FR	PBU
at Iowa State	*	3	0	3	0.0-0	0-0	0	0	0
Oklahoma	*	6	0	6	0.0-0	0-0	0	0	0
vs. Ole Miss		1	2	3	0.0-0	0-0	0	0	0
Totals		28	9	37	1.0-2	1-0	0	1	7

2021 GAME-BY-GAME STATS										
Opponent	GS	UA	A	TOT	TFL-YDS	INT-YDS	FF	FR	PBU	
vs. Houston		2	0	2	0.0-0	0-0	0	0	1	
Stephen F. Austin	*	2	1	3	0.0-0	0-0	0	0	1	
FIU	*	2	2	4	0.0-0	0-0	0	0	2	
at Texas	*	2	0	2	0.0-0	0-0	0	0	0	
at West Virginia	*	2	0	2	0.0-0	0-0	0	0	0	
TCU	*	1	0	1	0.0-0	0-0	0	0	0	
at Kansas	*	0	0	0	0.0-0	0-0	0	0	2	
Kansas State	*	2	1	3	0.5-1	0-0	0	0	1	
at Oklahoma	*	2	1	3	0.0-0	0-0	0	0	0	
Iowa State	*	3	1	4	1.0-7	0-0	0	0	0	
Oklahoma State	*	6	1	7	0.0-0	0-0	0	0	1	
at Baylor	*	1	1	2	0.0-0	0-0	0	0	1	
vs. Mississippi St.*		5	0	5	0.0-0	0-0	0	0	1	
Totals		30	8	38	1.5-8	0-0	0	0	10	

2020 GAME-BY-GAME STATS (@ UCLA)										
Opponent	GS	UA	A	TOT	SACKS-YDS	TFL-YDS	FF	FR	INT	PB
Colorado		0	0	0	0.0-0	0.0-0	0	0	0	0
Oregon		1	1	2	0.0-0	0.0-0	0	0	0	0
Arizona		1	0	1	0.0-0	0.0-0	0	0	0	0
Arizona State		1	1	2	0.0-0	0.0-0	0	0	0	0
USC		1	1	2	0.0-0	0.0-0	0	0	0	1
Stanford		2	0	2	0.0-0	0.0-0	0	0	0	0
Totals		6	3	9	0.0-0	0.0-0	0	0	0	1

2019 GAME-BY-GAME STATS (@ UCLA)										
Opponent	GS	UA	A	TOT	SACKS-YDS	TFL-YDS	FF	FR	INT	PB
Cincinnati		0	0	0	0.0-0	0.0-0	0	0	0	0
San Diego St		0	0	0	0.0-0	0.0-0	0	0	0	0
Oklahoma		0	0	0	0.0-0	0.0-0	0	0	0	0
Washington St.	*	5	1	6	0.0-0	0.0-0	0	0	0	1
Arizona	*	4	0	4	0.0-0	0.0-0	0	0	0	0
Oregon State	*	5	0	5	0.0-0	0.0-0	0	0	0	1
Stanford	*	1	0	1	0.0-0	0.0-0	0	0	0	0
Arizona State	*	5	0	5	0.0-0	0.0-0	0	0	0	0
Colorado	*	3	1	4	0.0-0	0.0-0	0	0	0	0
Utah	*	2	0	2	0.0-0	0.0-0	0	0	0	0
USC		4	1	5	0.0-0	0.0-0	0	0	0	0
California	*	1	0	1	0.0-0	0.0-0	0	0	0	0
Totals		30	3	33	0.0-0	0.0-0	0	0	0	2



INDIVIDUAL GAME HIGHS

PASSING

Name	Completions		Attempts		Yards		Career 300-Yard Passing Games
	2023	Career	2023	Career	2023	Career	
#2 Behren Morton	28 (vs. TCU)	39 ('22 at Oklahoma St.)	37 (at West Virginia)	62 ('22 at Oklahoma St.)	282 (vs. TCU)	379 ('22 at Oklahoma St.)	2
#12 Tyler Shough	31 (at Wyoming)	31 (2x, last '23 at Wyoming)	47 (at Wyoming)	50 ('22 vs. Oklahoma)	338 (at Wyoming)	436 ('22 vs. Oklahoma)	5 (3/2*)
#17 Jake Strong	19 (at BYU)	19 ('23 at BYU)	37 (at BYU)	37 ('23 at BYU)	236 (at BYU)	236 ('23 vs. at BYU)	0
Name	Longest Pass		TDs		INTs		
	2023	Career	2023	Career	2023	Career	
#2 Behren Morton	44 (vs. TCU)	55 ('22 vs. West Virginia)	3 (at Baylor)	3 ('23 at Baylor)	1 (2x, last at Baylor)	3 ('22 vs. Baylor)	
#12 Tyler Shough	46 (vs. Tarleton St.)	75 ('21 vs. SFA)	3 (2x, last vs. Oregon)	4 (2x, last '21 vs. FIU)	3 (vs. Oregon)	3 ('23 vs. Oregon)	
#17 Jake Strong	72 (at BYU)	72 ('23 at BYU)	1 (2x, last at BYU)	1 (2x, last '23 at BYU)	3 (2x, last at BYU)	3 (2x, last '23 at BYU)	

RUSHING

Name	Attempts		Yards		TDs		Longest Career Run	100-Yd Games
	2023	Career	2023	Career	2023	Career		
#0 Cam'Ron Valdez	6 (4x, last vs. K-State)	11 ('22 vs. Kansas)	111 (vs. Houston)	111 ('23 vs. Houston)	1 (vs. Houston)	1 ('23 vs. Houston)	54 ('23 vs. Houston)	1
#14 Xavier White	2 (vs. Oregon)	14 ('20 at Kansas)	2 (2x, last vs. Houston)	135 ('20 at Kansas)	--	1 (5x, last '21 at OU)	70 ('20 at Okla. St)	2
#20 Nehemiah Martinez	6 (vs. Tarleton St.)	6 ('23 vs. Tarleton St.)	38 (vs. Tarleton St.)	38 (vs. Tarleton St.)	--	<i>has not happened</i>	11 ('23 at West Virginia)	0
#22 Bryson Donnell	4 (vs. Tarleton St.)	8 (2x, last '22 vs. WVU)	15 (vs. Tarleton St.)	49 ('22 vs. West Virginia)	--	<i>has not happened</i>	38 ('22 vs. West Virginia)	0
#28 Tahj Brooks	31 (2x, last vs. TCU)	31 (2x, last '23 vs. TCU)	170 (at Baylor)	170 ('23 at Baylor)	2 (vs. Houston)	3 ('22 vs. Murray St.)	67 ('21 vs. SFA)	10
<i>Quarterbacks</i>								
#2 Behren Morton	8 (at West Virginia)	17 ('22 at Oklahoma St.)	11 (vs. Tarleton St.)	53 ('22 at Oklahoma St.)	1 (3x, last vs. TCU)	1 (5x, last '23 vs. TCU)	17 ('21 vs. Okla. St)	0
#12 Tyler Shough	23 (vs. Oregon)	25 ('22 vs. Ole Miss)	101 (vs. Oregon)	111 ('22 vs. Ole Miss)	1 (2x, last vs. Tarleton St.)	2 ('22 vs. Ole Miss)	58 ('23 vs. Oregon)	2
#17 Jake Strong	5 (at BYU)	5 ('23 at BYU)	54 (vs. vs. K-State)	54 ('23 vs. K-State)	--	<i>has not happened</i>	54 ('23 vs. K-State)	0

RECEIVING

Name	Receptions		Yards		TDs		Longest Career Reception	100-Yd Games
	2023	Career	2023	Career	2023	Career		
#1 Myles Price	10 (at Baylor)	13 ('22 vs. Texas)	90 (at Baylor)	175 ('21 vs. Iowa State)	1 (5x, last vs. TCU)	1 (10x, last '23 vs. TCU)	54 ('22 vs. Houston)	1
#4 Jordan Brown	6 (vs. Tarleton St.)	6 ('23 vs. Tarleton St.)	73 (vs. Tarleton St.)	73 ('23 vs. Tarleton St.)	1 (vs. Tarleton St.)	1 ('23 vs. Tarleton St.)	46 ('23 vs. Tarleton St.)	0
#6 J.J. Sparkman	1 (vs. Tarleton St.)	1 (vs. Tarleton St.)	1 (vs. Tarleton St.)	46 ('22 at TCU)	--	1 (3x, last '23 at TCU)	33 ('22 at TCU)	0
#8 Coy Eakin	8 (vs. TCU)	8 ('23 vs. TCU)	102 (vs. K-State)	102 ('23 vs. K-State)	1 (at Baylor)	1 ('23 at Baylor)	43 ('23 vs. K-State)	1
#9 Jerand Bradley	8 (at Wyoming)	8 (4x, last '23 at Wyo.)	88 (at Wyoming)	173 ('22 vs. Oklahoma)	1 (4x, last vs. K-State)	2 ('22 vs. Murray St.)	52 ('21 vs. Miss. St)	3
#10 Drae McCrory	5 (at Wyoming)	12 ('22 at Alabama)*	44 (vs. TCU)	237 ('21 vs. Tenn. Tech)*	1 (vs. TCU)	4 ('21 vs. Tenn. Tech)*	73 ('21 vs. Tenn. Tech)*	(6)*
#11 Loic Founonji	1 (4x, last vs. TCU)	7 ('22 vs. Ole Miss)	25 (vs. Houston)	110 ('22 vs. Murray St.)	1 (vs. Houston)	2 ('22 vs. Murray St.)	69 ('21 at Texas)	2
#14 Xavier White	5 (vs. TCU)	9 ('22 at K-State)	98 (at BYU)	139 ('22 vs. West Virginia)	1 (at BYU)	1 (6x, last '23 at BYU)	72 ('23 at BYU)	4
#15 Jayden York	2 (at Wyoming)	2 ('23 at Wyoming)	22 (at Wyoming)	22 ('23 at Wyoming)	1 (at Wyoming)	1 ('23 at Wyoming)	19 ('23 at Wyoming)	0
#20 Nehemiah Martinez	1 (2x, last vs. TCU)	6 ('22 vs. West Virginia)	31 (vs. Oregon)	76 ('22 vs. Houston)	--	1 (2x, last '22 at K-State)	43 ('22 vs. Houston)	0
#43 Henry Teeter	--	1 (8x, last '22 vs. Ole Miss)	--	23 (2x, last '22 vs. WVU)	--	1 ('22 vs. Baylor)	23 (2x, last '22 vs. WVU)	0
#80 Mason Sharp	4 (vs. Oregon)	4 ('23 vs. Oregon)	43 (vs. Tarleton St.)	61 ('21 vs. FIU)	1 (2x, last vs. Tarleton St.)	1 (5x, last '23 vs. Tarleton St.)	28 ('23 vs. Tarleton St.)	0
#88 Baylor Cupp	2 (at Baylor)	4 ('22 vs. Texas)	34 (at Baylor)	65 ('22 vs. Texas)	2 (at Baylor)	2 ('23 at Baylor)	24 ('22 vs. Texas)	0
<i>Running Backs</i>								
#0 Cam'Ron Valdez	3 (vs. K-State)	3 ('23 vs. K-State)	27 (vs. K-State)	27 ('23 vs. K-State)	--	<i>has not happened</i>	15 ('23 vs. K-State)	0
#28 Tahj Brooks	4 (2x, last vs. TCU)	5 (2x, last '22 at NC State)	22 (vs. K-State)	44 ('22 at NC State)	--	1 ('22 vs. Texas)	18 ('21 vs. Iowa St)	0

DEFENSE

Name	Tackles		Sacks		TFLs		INT	FF
	2023	Career	2023	Career	2023	Career		
#0 Rayshad Williams	5 (vs. Oregon)	7 ('21 vs. Oklahoma St.)	--	<i>has not happened</i>	1.0 (at Baylor)	1.0 (3x, last '23 at Baylor)	1 ('22 vs. WVU)	--
#1 D. Taylor-Demerson	12 (vs. Oregon)	12 ('23 vs. Oregon)	--	1.0 ('22 at TCU)	0.5 (vs. K-State)	2.0 ('22 vs. Kansas)	2 ('23 vs. TCU)	1 (2x)
#3 Bryce Ramirez	7 (at BYU)	7 ('23 at BYU)	--	<i>has not happened</i>	--	<i>has not happened</i>	--	--
#5 Quincy Ledet Jr.	4 (at BYU)	8 ('22 vs. Southern Miss)*	--	1.0 (3x, last vs. Southern Miss)*	--	1.5 (2x, last vs. Southern Miss)*	--	1 (2x)*
#6 Myles Cole	6 (at West Virginia)	6 ('23 at West Virginia)	2.0 (vs. Tarleton St.)	2.0 ('23 vs. Tarleton St.)	3.0 (at BYU)	3.0 ('23 at BYU)	--	--
#7 Steve Linton	5 (at Wyoming)	6 ('22 vs. Louisville)*	3.0 (at Baylor)	3.0 ('23 at Baylor)	3.0 (at Baylor)	3.0 ('23 at Baylor)	--	2 ('23 at Baylor)
#8 Jesiah Pierre	14 (at Wyoming)	14 ('23 at Wyoming)	0.5 (at Baylor)	2.0 ('22 vs. Kansas)	1.0 (vs. K-State)	2.5 ('22 at TCU)	--	1 ('22 vs Kansas)
#9 C.J. Baskerville	9 (2x, last vs. TCU)	9 (3x, last '23 vs. TCU)*	--	<i>has not happened</i>	1.5 (at Wyoming)	1.5 ('23 at Wyoming)	1 ('21 vs. UTSA)*	--
#10 Jacob Rodriguez	6 (vs. TCU)	6 ('23 vs. TCU)	--	<i>has not happened</i>	--	1.0 (2x, last '22 vs. Ole Miss)	--	1 (2x)
#11 Charles Esters III	7 (vs. Oregon)	7 ('23 vs. Oregon)	2.0 (at Baylor)	2.0 ('23 at Baylor)	2.0 (at Baylor)	2.0 ('23 at Baylor)	--	1 ('23 at Baylor)
#12 Bralyn Lux	7 (vs. TCU)	9 ('20 at UNLV)*	--	1.0 (2x, last '22 at Boise St.)*	1.0 (at Wyoming)	2.0 ('22 at UConn)*	1 (2x)*	1 (2x)*
#13 Ben Roberts	12 (vs. Oregon)	12 ('23 vs. Oregon)	0.5 (vs. Oregon)	0.5 ('23 vs. Oregon)	2.0 (at Baylor)	2.0 ('23 at Baylor)	1 ('23 at WVU)	1 (2x)
#14 Joseph Adedire	4 (at West Virginia)	4 (2x, last '23 at WVU)	--	1.0 ('22 vs. Oklahoma)	2.0 (vs. K-State)	2.0 ('23 vs. K-State)	--	--
#18 Tyler Owens	10 (vs. Houston)	10 ('23 vs. Houston)	--	<i>has not happened</i>	1.0 (vs. TCU)	1.0 ('23 vs. TCU)	1 ('22 vs. Ole Miss)	1 (2x)
#24 Malik Dunlap	7 (vs. K-State)	7 ('23 vs. K-State)	--	1.0 ('20 Virginia)*	0.5 (vs. K-State)	1.0 (2x)*	2 ('23 vs. Tarleton St.)	--
#25 Chapman Lewis	4 (vs. Houston)	4 (vs. Houston)	--	<i>has not happened</i>	--	<i>has not happened</i>	--	--
#27 Brenden Jordan	6 (vs. K-State)	6 ('23 vs. K-State)	--	<i>has not happened</i>	1.0 (vs. K-State)	1.0 ('23 vs. K-State)	--	--
#32 Tyrrique Matthews	6 (at Wyoming)	6 ('23 at Wyoming)	--	<i>has not happened</i>	1.0 (vs. Houston)	1.5 ('22 vs. Murray St.)	--	1 ('21 vs. K-State)
#35 Miquel Dingle Jr.	4 (vs. Houston)	4 ('23 vs. Houston)	--	<i>has not happened</i>	1.0 (vs. Houston)	1.0 ('23 vs. Houston)	--	--
#95 Jaylon Hutchings	6 (at West Virginia)	7 (2x, last '21 at Baylor)	1.0 (2x, last at WVU)	1.0 (8x, last '23 at West Virginia)	2.5 (at West Virginia)	2.5 ('23 at West Virginia)	--	1 (2x)
#97 Tony Bradford Jr.	7 (vs. TCU)	8 ('20 at Iowa State)	1.0 (vs. Houston)	1.0 (10x, last '23 vs. Houston)	1.0 (vs. Houston)	3.0 ('22 vs. Baylor)	--	1 ('23 vs. Houston)
#98 E'Maurion Banks	4 (at Baylor)	4 ('23 at Baylor)	0.5 (at Wyoming)	0.5 ('23 at Wyoming)	1.0 (at Baylor)	1.0 ('23 at Baylor)	--	--

\* - indicates stats that include numbers accumulated at previous FBS institution



TEAM/INDIVIDUAL STATISTICS

Team Results

	Date	Opponent		Score	Att.
	09/02/2023	at Wyoming	Lot2	33-35	26450
	09/09/2023	Oregon	L	30-38	56200
	09/16/2023	Tarleton St.	W	41-3	56200
*	09/23/2023	at West Virginia	L	13-20	50071
*	09/30/2023	Houston	W	49-28	53308
*	10/07/2023	at Baylor	W	39-14	44620
*	10/14/2023	Kansas St.	L	21-38	56200
*	10/21/2023	at BYU	L	14-27	63523
*	11/02/2023	TCU	W	35-28	51185

Rushing

Player	gp	att	gain	loss	net	avg	td	lg	avg/g
Tahj Brooks	9	192	1054	21	1033	5.4	7	38	114.8
Cam'Ron Valdez	7	32	219	0	219	6.8	1	54	31.3
Tyler Shough	4	48	221	72	149	3.1	2	58	37.3
Nehemiah Martinez I	8	13	68	0	68	5.2	0	11	8.5
Jake Strong	2	6	64	3	61	10.2	0	54	30.5
Bryson Donnell	9	4	18	3	15	3.8	0	12	1.7
Behren Morton	6	28	69	57	12	0.4	3	10	2.0
Drae McCray	9	1	4	0	4	4.0	0	4	0.4
Xavier White	9	4	4	1	3	0.8	0	2	0.3
Coy Eakin	6	1	0	1	-1	-1.0	0	0	-0.2
Team	9	7	0	9	-9	-1.3	0	0	-1.0
Total	9	336	1721	167	1554	4.6	13	58	172.7
Opponents	9	320	1419	154	1265	4.0	12	55	140.6

Passing

Player	gp	effic	comp-att-int	pct	yds	td	lg	avg/g
Behren Morton	6	133.6	96-155-2	61.9	978	10	44	163.0
Tyler Shough	4	130.4	67-111-4	60.4	746	7	46	186.5
Jake Strong	2	98.4	35-65-6	53.8	409	2	72	204.5
Total	9	125.6	198-331-12	59.8	2133	19	72	237.0
Opponents	9	126.4	200-321-7	62.3	2107	13	72	234.1

Receiving

Player	gp	no.	yds	avg	td	lg	avg/g
Myles Price	9	38	381	10.0	5	33	42.3
Jerand Bradley	9	31	332	10.7	4	34	36.9
Xavier White	9	27	388	14.4	1	72	43.1
Tahj Brooks	9	18	68	3.8	0	12	7.6
Drae McCray	9	18	180	10.0	1	44	20.0
Coy Eakin	6	18	213	11.8	1	43	35.5
Jordan Brown	7	16	216	13.5	1	46	30.9
Mason Tharp	5	11	120	10.9	2	28	24.0
Baylor Cupp	8	8	89	11.1	2	19	11.1
Loic Fouonji	9	4	56	14.0	1	25	6.2
Cam'Ron Valdez	7	3	27	9.0	0	15	3.9
Jayden York	9	3	30	10.0	1	19	3.3
Nehemiah Martinez I	8	2	32	16.0	0	31	4.0
J.J. Sparkman	9	1	1	1.0	0	1	0.1
Total	9	198	2133	10.8	19	72	237.0
Opponents	9	200	2107	10.5	13	72	234.1

Game Records

Record	Overall	Home	Away	Neutral
ALL GAMES	4-5	3-2	1-3	0-0
CONFERENCE	3-3	2-1	1-2	0-0
NON-CONFERENCE	1-2	1-1	0-1	0-0

Team Statistics

	TTU	OPP
First Downs	202	185
Rushing	90	70
Passing	97	98
Penalty	15	17
Rushing Yardage	1554	1265
Rushing attempts	336	320
Average per rush	4.6	4.0
Average per game	172.7	140.6
TDs Rushing	13	12
Passing Yardage	2133	2107
Comp-Att-Int	198-331-12	200-321-7
Average per pass	6.4	6.6
Average per catch	10.8	10.5
Average per game	237.0	234.1
TDs Passing	19	13
Total offense	3687	3372
Average per play	5.5	5.3
Average per game	409.7	374.7
Kick returns: #-Yards	19-494	18-310
Punt returns: #-Yards	9-203	7-40
Int returns: #-Yards	7-105	12-165
Fumbles-Lost	9-4	9-3
Penalties-Yards	51-496	44-382
Punts-Avg	35-47.7	46-42.9
Time of possession / game	28:12	31:46
3rd-down conversion	58/140	57/137
4rd-down conversion	20/30	9/18
PAT-attempts	(31-31) 100%	(24-24) 100%
2-point conversion-attempts	(2-4) 50%	(3-3) 100%

Interceptions

Player	no.	yds	avg	td	lg
Dadrion Taylor-Demerson	3	23	7.7	0	23
Malik Dunlap	3	77	25.7	1	54
Ben Roberts	1	5	5.0	0	5
Total	7	105	15.0	1	54
Opponents	12	165	13.8	1	45



INDIVIDUAL STATISTICS

Field Goals

Player	fg	pct.	01-19	20-29	30-39	40-49	50-99	lg	blk
Gino Garcia	10-14	71.4	0-0	3-3	3-3	2-4	2-4	55	1
Opponents	13-15	86.7	0-0	4-4	5-5	3-5	1-1	56	0

Scoring

Player	td	fg	PAT				dxp	saf	pts
			kick	rush	rcv	pass			
Gino Garcia	-	10-14	31-31	-	-	-	-	-	61
Tahj Brooks	7	-	-	1	-	-	-	-	44
Myles Price	5	-	-	-	-	-	-	-	30
Jerand Bradley	4	-	-	-	1	-	-	-	26
Behren Morton	3	-	-	-	-	1	-	-	18
Baylor Cupp	2	-	-	-	-	-	-	-	12
Tyler Shough	2	-	-	-	-	-	-	-	12
Loic Fouonji	2	-	-	-	-	-	-	-	12
Mason Tharp	2	-	-	-	-	-	-	-	12
Drae McCray	2	-	-	-	-	-	-	-	12
Xavier White	1	-	-	-	-	-	-	-	6
Malik Dunlap	1	-	-	-	-	-	-	-	6
Jordan Brown	1	-	-	-	-	-	-	-	6
Cam'Ron Valdez	1	-	-	-	-	-	-	-	6
Jayden York	1	-	-	-	-	-	-	-	6
Coy Eakin	1	-	-	-	-	-	-	-	6
Total	35	10-14	31-31	1	1	1	0	0	275
Opponents	27	13-15	24-24	1	2	2	0	0	231

Score by Periods

Team	1st	2nd	3rd	4th	OT	TOT
Texas Tech	76	74	53	59	13	275
Opponents	67	53	38	58	15	231

Punting

Player	no.	yds	avg	lg	tb	fc	i20	50+	blk
Austin McNamara	35	1670	47.7	59	5	17	15	16	0
Total	35	1670	47.7	59	5	17	15	16	0
Opponents	46	1972	42.9	70	0	21	15	11	1

Punt Returns

Player	no.	yds	avg	td	lg
Myles Price	9	196	21.8	0	43
Total	9	203	22.6	1	43
Opponents	7	40	5.7	0	20

Kick Returns

Player	no.	yds	avg	td	lg
Drae McCray	16	426	26.6	1	100
Jordan Brown	2	45	22.5	0	28
Xavier White	1	23	23.0	0	23
Total	19	494	26.0	1	100
Opponents	18	310	17.2	0	28

All Purpose

Player	g	rush	rcv	pr	kr	ir	total	avg/g
Tahj Brooks	9	1033	68	0	0	0	1101	122.3
Drae McCray	9	4	180	0	426	0	610	67.8
Myles Price	9	0	381	196	0	0	577	64.1
Xavier White	9	3	388	0	23	0	414	46.0
Jerand Bradley	9	0	332	0	0	0	332	36.9
Jordan Brown	7	0	216	0	45	0	261	37.3
Cam'Ron Valdez	7	219	27	0	0	0	246	35.1
Coy Eakin	6	-1	213	0	0	0	212	35.3
Tyler Shough	4	149	0	0	0	0	149	37.3
Mason Tharp	5	0	120	0	0	0	120	24.0
Nehemiah Martinez I	8	68	32	0	0	0	100	12.5
Baylor Cupp	8	0	89	0	0	0	89	11.1
Malik Dunlap	9	0	0	0	0	77	77	8.6
Loic Fouonji	9	0	56	7	0	0	63	7.0
Jake Strong	2	61	0	0	0	0	61	30.5
Jayden York	9	0	30	0	0	0	30	3.3
Dadrion Taylor-Demerson	9	0	0	0	0	23	23	2.6
Bryson Donnell	9	15	0	0	0	0	15	1.7
Behren Morton	6	12	0	0	0	0	12	2.0
Ben Roberts	9	0	0	0	0	5	5	0.6
J.J. Sparkman	9	0	1	0	0	0	1	0.1
Total	9	1554	2133	203	494	105	4489	498.8
Opponents	9	1265	2107	40	310	165	3887	431.9

Total Offense

Player	g	plays	rush	pass	total	avg/g
Tahj Brooks	9	192	1033	0	1033	114.8
Behren Morton	6	183	12	978	990	165.0
Tyler Shough	4	159	149	746	895	223.8
Jake Strong	2	71	61	409	470	235.0
Cam'Ron Valdez	7	32	219	0	219	31.3
Nehemiah Martinez I	8	13	68	0	68	8.5
Bryson Donnell	9	4	15	0	15	1.7
Drae McCray	9	1	4	0	4	0.4
Xavier White	9	4	3	0	3	0.3
Coy Eakin	6	1	-1	0	-1	-0.2
Total	9	667	1554	2133	3687	409.7
Opponents	9	641	1265	2107	3372	374.7

TEXAS TECH GAME-BY-GAME STATS

		Rushing				Receiving				Passing				Kick Returns				Punt Returns				tot
Date	Opponent	no.	yds	td	lg	no.	yds	td	lg	cmp-att-int	yds	td	lg	no.	yds	td	lg	no.	yds	td	lg	off
09/02/2023	at Wyoming	33	93	1	12	31	338	3	33	31-47-1	338	3	33	2	45	0	28	1	8	0	8	431
09/09/2023	Oregon	32	174	1	58	24	282	3	34	24-38-3	282	3	34	1	31	0	31	1	33	0	33	456
09/16/2023	Tarleton St.	39	221	1	38	18	195	3	46	18-33-1	195	3	46	2	46	0	28	0	0	0	0	416
09/23/2023	at West Virginia	38	160	0	27	15	161	1	26	15-43-0	161	1	26	5	108	0	32	1	0	0	0	321
09/30/2023	Houston	37	239	3	54	14	161	2	34	14-22-0	161	2	34	2	112	1	100	0	7	1	7	400
10/07/2023	at Baylor	42	186	2	24	19	180	3	24	19-26-1	180	3	24	1	23	0	23	1	43	0	43	366
10/14/2023	Kansas St.	30	182	2	54	30	298	1	43	30-49-3	298	1	43	4	76	0	24	0	0	0	1	480
10/21/2023	at BYU	43	153	1	20	19	236	1	72	19-37-3	236	1	72	2	53	0	33	4	83	0	35	389
11/02/2023	TCU	42	146	2	20	28	282	2	44	28-36-0	282	2	44	0	0	0	0	1	29	0	29	428
Texas Tech		336	1554	13	58	198	2133	19	72	198-331-12	2133	19	72	19	494	1	100	9	203	1	43	3687
Opponents		320	1265	12	55	200	2107	13	72	200-321-7	2107	13	72	18	310	0	28	7	40	0	20	3372

Texas Tech Averages

Games	Avg/ rush	Avg/ catch	Pass effc	KR avg	PR avg	All purpose avg/game	Total offense avg/game
9	4.6	10.8	125.6	26.0	22.6	498.8	409.7

		Tackles				Sacks	Fumble		Pass Defense			blkd	PAT attempts			off		
Date	Opponent	ua	a	total	tfl-yds	no-yds	ff	fr-yds	int-yds	qbh	brup	kick	kick	rush	rcv	saf	t/o	pts
09/02/2023	at Wyoming	47	16	63	6.0-20	2-8	2	2-0	0-0	1	4	0	3-3	0	0	0	10	33
09/09/2023	Oregon	44	30	74	5.0-16	1-3	1	0-0	0-0	1	0	1	3-3	0	0	0	0	30
09/16/2023	Tarleton St.	52	16	68	5.0-18	3-15	0	0-0	3-56	1	6	0	5-5	0	0	0	10	41
09/23/2023	at West Virginia	35	42	77	4.0-13	1-6	0	0-0	2-26	0	1	0	1-1	0	0	0	3	13
09/30/2023	Houston	55	12	67	5.0-18	1-7	1	0-0	0-0	4	1	1	7-7	0	0	0	0	49
10/07/2023	at Baylor	39	22	61	11.0-69	6-45	4	1-0	0-0	3	4	0	4-4	1	0	0	0	39
10/14/2023	Kansas St.	41	28	69	6.0-14	1-8	0	0-0	0-0	0	3	0	3-3	0	0	0	0	21
10/21/2023	at BYU	29	30	59	3.0-18	1-7	0	0-0	0-0	5	3	0	2-2	0	0	0	0	14
11/02/2023	TCU	43	24	67	1.0-5	0-0	0	0-0	2-23	4	1	0	3-3	0	1	0	8	35
Texas Tech Opponents		385	220	605	46.0-191	16-99	8	3-0	7-105	19	23	2	31-31	1	1	0	31	275
		389	210	599	38.0-168	18-126	5	4-0	12-165	20	39	1	24-24	1	2	0	44	231

Date	Opponent	Punting										Field Goals			Kickoffs			
		no.	yds	avg	long	blkd	tb	fc	50+	i20	md-att	long	blkd	no.	yds	avg	tb	ob
09/02/2023	at Wyoming	4	199	49.8	54	0	1	3	3	2	2-5	54	1	5	325	65.0	5	0
09/09/2023	Oregon	2	89	44.5	52	0	0	1	1	1	1-2	45	0	6	384	64.0	4	0
09/16/2023	Tarleton St.	4	195	48.8	53	0	1	0	1	2	2-2	43	0	8	519	64.9	5	0
09/23/2023	at West Virginia	6	294	49.0	54	0	0	2	4	0	2-2	39	0	4	244	61.0	2	0
09/30/2023	Houston	4	199	49.8	59	0	2	1	2	1	0-0	0	0	8	511	63.9	6	0
10/07/2023	at Baylor	3	144	48.0	53	0	0	3	1	3	1-1	37	0	7	447	63.9	2	0
10/14/2023	Kansas St.	4	183	45.8	57	0	1	1	1	0	0-0	0	0	4	255	63.8	3	0
10/21/2023	at BYU	4	192	48.0	57	0	0	2	2	3	0-0	0	0	3	197	65.7	2	0
11/02/2023	TCU	4	175	43.8	51	0	0	4	1	3	2-2	55	0	7	454	64.9	5	0
Texas Tech		35	1670	47.7	59	0	5	17	16	15	10-14	55	1	52	3336	64.2	34	0
Opponents		46	1972	42.9	70	1	0	21	11	15	13-15	56	0	46	2935	63.8	26	1

OPPONENTS GAME-BY-GAME STATS

Date	Opponent	Rushing				Receiving				Passing				Kick Returns				Punt Returns				tot off
		no.	yds	td	lg	no.	yds	td	lg	cmp-att-int	yds	td	lg	no.	yds	td	lg	no.	yds	td	lg	
09/02/2023	at Wyoming	44	171	2	17	18	149	2	25	18-34-0	149	2	25	0	0	0	0	0	0	0	0	320
09/09/2023	Oregon	31	113	1	16	32	359	2	72	32-44-0	359	2	72	2	37	0	20	0	0	0	0	472
09/16/2023	Tarleton St.	36	145	0	25	24	197	0	33	24-44-3	197	0	33	3	58	0	24	0	0	0	0	342
09/23/2023	at West Virginia	42	157	1	19	13	99	1	21	13-22-2	99	1	21	2	31	0	16	3	45	0	20	256
09/30/2023	Houston	34	153	0	18	30	336	4	49	30-42-0	336	4	49	2	27	0	17	1	-1	0	0	489
10/07/2023	at Baylor	30	17	0	12	22	324	1	71	22-38-0	324	1	71	5	104	0	28	0	0	0	0	341
10/14/2023	Kansas St.	47	272	5	30	14	163	0	42	14-18-0	163	0	42	1	16	0	16	2	-1	0	2	435
10/21/2023	at BYU	30	150	0	55	15	127	2	32	15-27-0	127	2	32	1	6	0	6	1	-3	0	0	277
11/02/2023	TCU	26	87	3	16	32	353	1	35	32-52-2	353	1	35	2	31	0	20	0	0	0	0	440
Opponents		320	1265	12	55	200	2107	13	72	200-321-7	2107	13	72	18	310	0	28	7	40	0	20	3372
Texas Tech		336	1554	13	58	198	2133	19	72	198-331-12	2133	19	72	19	494	1	100	9	203	1	43	3687

Opponents Averages

Games	Avg/ rush	Avg/ catch	Pass effic	KR avg	PR avg	All purpose avg/game	Total offense avg/game
9	4.0	10.5	126.4	17.2	5.7	431.9	374.7

Date	Opponent	Tackles				Sacks	Fumble	Pass Defense			blkd	PAT attempts			off			
		ua	a	total	tfl-yds	no-yds	ff	fr-yds	int-yds	qbh	brup	kick	kick	rush	rcv	saf	t/o	pts
09/02/2023	at Wyoming	47	24	71	4.0-18	3-17	0	0-0	1-4	3	10	1	3-3	1	0	0	7	35
09/09/2023	Oregon	42	16	58	5.0-44	4-42	2	1-0	3-45	2	2	0	3-3	0	1	0	7	38
09/16/2023	Tarleton St.	44	18	62	6.0-18	3-13	0	0-0	1-0	2	2	0	0-0	0	0	0	0	3
09/23/2023	at West Virginia	42	28	70	4.0-24	2-20	1	0-0	0-0	5	11	0	2-2	0	0	0	0	20
09/30/2023	Houston	33	22	55	3.0-7	1-1	0	0-0	0-0	1	3	0	4-4	0	0	0	0	28
10/07/2023	at Baylor	38	22	60	2.0-12	1-11	1	1-0	1-0	0	2	0	0-0	0	1	0	3	14
10/14/2023	Kansas St.	50	18	68	3.0-15	2-8	0	0-0	3-24	2	2	0	5-5	0	0	0	14	38
10/21/2023	at BYU	43	34	77	3.0-5	0-0	1	2-0	3-92	3	5	0	3-3	0	0	0	13	27
11/02/2023	TCU	50	28	78	8.0-25	2-14	0	0-0	0-0	2	2	0	4-4	0	0	0	0	28
Opponents		389	210	599	38.0-168	18-126	5	4-0	12-165	20	39	1	24-24	1	2	0	44	231
Texas Tech		385	220	605	46.0-191	16-99	8	3-0	7-105	19	23	2	31-31	1	1	0	31	275

Date	Opponent	Punting										Field Goals			Kickoffs				
		no.	yds	avg	long	blkd	tb	fc	50+	i20		md-att	long	blkd	no.	yds	avg	tb	ob
09/02/2023	at Wyoming	5	219	43.8	57	0	0	2	1	0		2-2	56	0	5	315	63.0	3	0
09/09/2023	Oregon	4	164	41.0	63	0	0	2	1	1		3-3	34	0	8	520	65.0	7	0
09/16/2023	Tarleton St.	5	191	38.2	41	0	0	4	0	2		1-1	21	0	2	130	65.0	0	0
09/23/2023	at West Virginia	6	246	41.0	50	0	0	3	1	2		2-2	46	0	5	308	61.6	0	0
09/30/2023	Houston	5	181	36.2	56	1	0	2	1	1		0-1	0	0	5	311	62.2	3	0
10/07/2023	at Baylor	3	119	39.7	43	0	0	1	0	0		2-2	33	0	3	181	60.3	1	1
10/14/2023	Kansas St.	5	219	43.8	55	0	0	2	2	4		1-1	47	0	7	455	65.0	3	0
10/21/2023	at BYU	8	424	53.0	70	0	0	1	4	3		2-2	41	0	6	390	65.0	4	0
11/02/2023	TCU	5	209	41.8	51	0	0	4	1	2		0-1	0	0	5	325	65.0	5	0
Opponents		46	1972	42.9	70	1	0	21	11	15		13-15	56	0	46	2935	63.8	26	1
Texas Tech		35	1670	47.7	59	0	5	17	16	15		10-14	55	1	52	3336	64.2	34	0



GAME-BY-GAME INDIVIDUAL STATS | OFFENSE

PASSING

#2 Behren Morton	Comp	Att	Int	Pct	Yards	TD	Long	Sacked	Effic.
Tarleton St.	8	13	1	61.5	72	2	15	1-2	143.4
West Virginia	13	37	0	35.1	158	1	26	2-20	79.9
Houston	14	22	0	63.6	161	2	34	1-1	155.1
Baylor	19	26	1	73.1	180	3	24	1-11	161.6
Kansas St.	14	21	0	66.7	125	0	31	2-8	116.7
TCU	28	36	0	77.8	282	2	44	2-14	161.9
Totals	96	155	2	61.9	978	10	44	9-56	133.6

#12 Tyler Shough	Comp	Att	Int	Pct	Yards	TD	Long	Sacked	Effic.
Wyoming	31	47	1	66.0	338	3	33	3-17	143.2
Oregon	24	38	3	63.2	282	3	34	4-42	135.8
Tarleton St.	10	20	0	50.0	123	1	46	2-11	118.2
West Virginia	2	6	0	33.3	3	0	6	0-0	37.5
Totals	67	111	4	60.4	746	7	46	9-70	130.4

#17 Jake Strong	Comp	Att	Int	Pct	Yards	TD	Long	Sacked	Effic.
Kansas St.	16	28	3	57.1	173	1	43	0-0	99.4
BYU	19	37	3	51.4	236	1	72	0-0	97.6
Totals	35	65	6	53.8	409	2	72	0-0	98.4

Rushing

Player	No-Yds/TD	UW	Oregon	TSU	WVU	UH	Baylor	KState	BYU	TCU
Tahj Brooks	192-1033/7	11-39/1	7-71/0	19-158/0	25-149/0	21-101/2	31-170/1	17-98/1	30-101/1	31-146/1
Tyler Shough	48-149/2	15-36/0	23-101/1	6-0/1	4-12/0	DNP	DNP	DNP	DNP	DNP
Cam'Ron Valdez	32-219/1	6-20/0	DNP	DNP	-	6-111/1	6-21/0	6-22/0	5-38/0	3-7/0
Behren Morton	28-12/3	DNP	DNP	3-11/0	8--12/0	4-10/0	2--1/1	6-8/1	DNP	5--4/1
Nehemiah Martinez I	13-68/0	DNP	-	6-38/0	1-11/0	5-15/0	-	-	1-4/0	-
Jake Strong	6-61/0	DNP	DNP	DNP	DNP	DNP	DNP	1-54/0	5-7/0	DNP
Bryson Donnell	4-15/0	-	-	4-15/0	-	-	-	-	-	-
Xavier White	4-3/0	-	2-2/0	1--1/0	-	1-2/0	-	-	-	-
Drae McCray	1-4/0	-	-	-	-	-	-	-	1-4/0	-
Coy Eakin	1--1/0	DNP	DNP	DNP	-	-	-	-	1--1/0	-

Receiving

Player	No-Yds/TD	UW	Oregon	TSU	WVU	UH	Baylor	KState	BYU	TCU
Myles Price	38-381/5	6-65/1	4-31/1	2-22/1	-	5-63/1	10-90/0	4-33/0	2-27/0	5-50/1
Jerand Bradley	31-332/4	8-88/1	5-83/1	4-40/0	3-30/1	1-5/0	1-6/0	5-46/1	3-21/0	1-13/0
Xavier White	27-388/1	4-28/0	4-45/0	1-7/0	3-45/0	3-53/0	1-9/0	3-32/0	3-98/1	5-71/0
Coy Eakin	18-213/1	DNP	DNP	DNP	1-9/0	-	2-20/1	5-102/0	2-4/0	8-78/0
Drae McCray	18-180/1	5-42/0	1-31/0	1-9/0	3-18/0	-	2-17/0	2--3/0	3-22/0	1-44/1
Tahj Brooks	18-68/0	2-12/0	4-18/0	-	1-6/0	1--5/0	1-4/0	2-22/0	3-15/0	4--4/0
Jordan Brown	16-216/1	2-51/0	-	6-73/1	2-27/0	DNP	DNP	4-24/0	1-36/0	1-5/0
Mason Tharp	11-120/2	1-10/0	4-37/1	3-43/1	1-14/0	2-16/0	DNP	DNP	DNP	DNP
Baylor Cupp	8-89/2	-	1-6/0	DNP	1-12/0	1-4/0	2-34/2	1-7/0	1-7/0	1-19/0
Loic Fouonji	4-56/1	1-20/0	-	-	-	1-25/1	-	-	1-6/0	1-5/0
Jayden York	3-30/1	2-22/1	-	-	-	-	-	1-8/0	-	-
Cam'Ron Valdez	3-27/0	-	DNP	DNP	-	-	-	3-27/0	-	-
Nehemiah Martinez I	2-32/0	DNP	1-31/0	-	-	-	-	-	-	1-1/0
J.J. Sparkman	1-1/0	-	-	1-1/0	-	-	-	-	-	-

## DEFENSIVE STATISTICS

### Team Defense

##	Player	gp	Tackles				Sacks	Pass defense			Fumbles		blkd	
			ua	a	tot	tfl/yds		int-yds	brup	qbh	fr-yds	ff	kick	saf
13	Ben Roberts	9	37	35	72	4.5-27	0.5-2	1-5	.	1	.	2	.	.
1	Dadrion Taylor-Demerson	9	40	13	53	0.5-0	.	3-23	4	2	.	.	.	.
8	Jesiah Pierre	8	27	25	52	1.5-7	0.5-5	.	.	1	1-0	.	.	.
9	CJ Baskerville	7	32	14	46	3.5-13	.	.	4	2	.	.	.	.
95	Jaylon Hutchings	9	16	20	36	7-26	3-16	.	.	2	.	.	.	.
18	Tyler Owens	8	27	6	33	1-5	.	.	2	.	.	.	.	.
97	Tony Bradford Jr.	9	11	14	25	2.5-14	1.5-11	.	.	.	.	1	.	.
6	Myles Cole	9	17	8	25	6-39	3.5-25	.	1	3	.	.	.	.
24	Malik Dunlap	9	19	3	22	0.5-1	.	3-77	1	.	.	.	.	.
7	Steve Linton	8	13	9	22	4.5-22	3-18	.	.	1	1-0	2	.	.
0	Rayshad Williams	9	15	3	18	1-1	.	.	4	.	.	.	.	.
14	Joseph Adedire	8	10	7	17	2.5-2	.	.	.	2	.	.	.	.
3	Bryce Ramirez	8	11	6	17	.	.	.	.	1	.	.	.	.
11	Charles Esters III	8	5	11	16	2-17	2-17	.	.	.	.	1	.	.
12	Bralyn Lux	8	14	2	16	1.5-4	.	.	5	.	.	.	.	.
32	Tyrique Matthews	7	11	3	14	1-1	.	.	.	.	.	.	.	.
27	Brenden Jordan	9	11	2	13	1-1	.	.	1	.	.	.	.	.
35	Miquel Dingle Jr	4	8	4	12	1.5-3	.	.	.	.	.	.	.	.
5	Quincy Ledet	9	4	8	12	.	.	.	.	1	.	1	.	.
98	E'Maurion Banks	5	7	1	8	1.5-3	0.5-1	.	.	.	.	.	.	.
10	Jacob Rodriguez	2	6	2	8	.	.	.	.	.	1-0	1	.	.
21	Cameron Watts	9	3	4	7	.	.	.	.	.	.	.	.	.
41	Ty Kana	3	4	3	7	.	.	.	.	.	.	.	.	.
25	Chapman Lewis	8	5	2	7	.	.	.	.	.	.	.	.	.
28	Jordan Sanford	7	3	3	6	.	.	.	.	.	.	.	.	.
45	Terrell Tilmon	9	3	2	5	1-2	1-2	.	.	.	.	.	.	.
40	Wesley Smith	3	3	1	4	1-1	.	.	.	.	.	.	.	.
19	Dylan Spencer	5	3	1	4	.	.	.	.	1	.	.	.	.
93	Trevon McAlpine	5	4	.	4	.	.	.	.	.	.	.	.	.
2	Jalon Peoples	3	4	.	4	.	.	.	.	.	.	.	.	.
50	Trent Low	1	.	4	4	0.5-2	0.5-2	.	.	.	.	.	.	.
33	Harvey Dyson III	6	1	2	3	.	.	.	.	2	.	.	.	.
14	Xavier White	9	2	.	2	.	.	.	.	.	.	.	.	.
91	Blake Burris	3	1	1	2	.	.	.	1	.	.	.	.	.
0	Cam'Ron Valdez	7	1	.	1	.	.	.	.	.	.	.	.	.
38	Reese Burkhardt	9	1	.	1	.	.	.	.	.	.	.	.	.
20	Nehemiah Martinez I	8	.	1	1	.	.	.	.	.	.	.	.	.
31	Joseph Plunk	9	1	.	1	.	.	.	.	.	.	.	.	.
1	Myles Price	9	1	.	1	.	.	.	.	.	.	.	.	.
30	Jackson Knotts	9	1	.	1	.	.	.	.	.	.	.	.	.

**GAME-BY-GAME INDIVIDUAL STATS | DEFENSE****Total Tackles**

Player	S-A	Total	UW	Oregon	TSU	WVU	UH	Baylor	KState	BYU	TCU
Ben Roberts	37-35	72	0-1	5-7	2-2	4-7	8-2	5-2	5-6	5-5	3-3
Dadrion Taylor-Demerson	40-13	53	5-0	11-1	4-0	3-3	2-0	3-3	6-3	3-2	3-1
Jesiah Pierre	27-25	52	10-4	3-3	5-0	5-7	DNP	2-4	2-5	0-1	0-1
CJ Baskerville	32-14	46	3-1	DNP	3-3	4-3	9-0	4-2	DNP	2-3	7-2
Jaylon Hutchings	16-20	36	2-0	3-2	3-1	3-3	1-2	2-2	0-4	2-2	0-4
Tyler Owens	27-6	33	2-0	4-1	DNP	1-2	10-0	2-0	3-1	2-0	3-2
Myles Cole	17-8	25	1-0	0-1	3-1	3-3	2-0	1-3	-	4-0	3-0
Tony Bradford Jr.	11-14	25	1-2	0-1	1-1	1-1	3-0	1-1	0-2	1-2	3-4
Malik Dunlap	19-3	22	3-0	0-2	2-0	1-0	2-0	1-0	6-1	2-0	2-0
Steve Linton	13-9	22	4-1	1-1	-	1-2	0-1	3-0	3-1	1-3	DNP
Rayshad Williams	15-3	18	2-0	5-0	0-2	-	2-1	2-0	1-0	1-0	2-0
Bryce Ramirez	11-6	17	0-1	2-0	1-0	0-1	2-0	1-0	DNP	3-4	2-0
Joseph Adedire	10-7	17	-	1-1	DNP	2-2	2-0	1-0	3-0	0-2	1-2
Bralyn Lux	14-2	16	2-0	2-1	3-0	-	0-1	-	DNP	-	7-0
Charles Esters III	5-11	16	-	2-5	-	-	1-1	1-3	1-1	DNP	0-1
Tyrique Matthews	11-3	14	5-1	DNP	DNP	3-0	1-1	-	2-1	-	-
Brenden Jordan	11-2	13	-	2-0	4-0	-	-	-	5-1	0-1	-
Miquel Dingle Jr	8-4	12	DNP	DNP	1-2	1-1	3-1	3-0	DNP	DNP	DNP
Quincy Ledet	4-8	12	2-0	0-1	1-0	0-1	-	0-1	-	1-3	0-2
E'Maurion Banks	7-1	8	2-1	DNP	DNP	DNP	DNP	4-0	1-0	-	-
Jacob Rodriguez	6-2	8	2-0	DNP	DNP	DNP	DNP	DNP	DNP	DNP	4-2
Chapman Lewis	5-2	7	DNP	-	2-0	-	2-2	1-0	-	-	-
Ty Kana	4-3	7	DNP	-	4-2	0-1	DNP	DNP	DNP	DNP	DNP
Cameron Watts	3-4	7	-	-	1-1	0-2	-	1-0	-	0-1	1-0
Jordan Sanford	3-3	6	DNP	0-1	1-0	2-1	-	DNP	-	0-1	-
Terrell Tilmon	3-2	5	-	-	1-0	0-2	1-0	1-0	-	-	-
Jalon Peoples	4-0	4	-	DNP	3-0	DNP	1-0	DNP	DNP	DNP	DNP
Trevon McAlpine	4-0	4	-	DNP	2-0	1-0	1-0	-	DNP	DNP	DNP
Dylan Spencer	3-1	4	DNP	DNP	1-1	-	-	-	DNP	DNP	2-0
Wesley Smith	3-1	4	-	2-1	1-0	DNP	DNP	DNP	DNP	DNP	DNP
Trent Low	0-4	4	0-4	DNP	DNP	DNP	DNP	DNP	DNP	DNP	DNP
Harvey Dyson III	1-2	3	-	DNP	1-0	-	-	0-1	0-1	DNP	DNP
Xavier White	2-0	2	-	-	-	-	-	-	2-0	-	-
Blake Burris	1-1	2	-	1-1	-	DNP	DNP	DNP	DNP	DNP	DNP
Cam'Ron Valdez	1-0	1	-	DNP	DNP	-	-	-	-	1-0	-
Myles Price	1-0	1	1-0	-	-	-	-	-	-	-	-
Maurion Horn	1-0	1	DNP	DNP	1-0	DNP	-	-	-	-	-
Jackson Knotts	1-0	1	-	-	-	-	-	-	1-0	-	-
Joseph Plunk	1-0	1	-	-	-	-	-	-	-	1-0	-
Reese Burkhardt	1-0	1	-	-	-	-	1-0	-	-	-	-
Jayden Cofield	1-0	1	DNP	DNP	DNP	DNP	1-0	DNP	DNP	DNP	DNP
Braylon Rigsby	1-0	1	DNP	DNP	1-0	DNP	DNP	DNP	DNP	DNP	DNP
Nehemiah Martinez I	0-1	1	DNP	-	-	-	-	-	0-1	-	-

# GAME-BY-GAME INDIVIDUAL STATS | DEFENSE

## TACKLES FOR LOSS

Player	UA-A	Total	UW	Oregon	TSU	WVU	UH	Baylor	KState	BYU	TCU
Jaylon Hutchings	5-4	7.0	1.0-5	0.5-1	1.5-2	2.5-11	1.0-3	-	0.5-4	-	-
Myles Cole	5-2	6.0	-	0.5-3	2.0-13	-	-	0.5-5	-	3.0-18	-
Steve Linton	4-1	4.5	1.0-4	-	-	0.5-0	-	3.0-18	-	-	DNP
Ben Roberts	2-5	4.5	0.5-0	1.5-7	-	0.5-1	-	2.0-19	-	-	-
CJ Baskerville	3-1	3.5	1.5-6	DNP	-	-	1.0-5	1.0-2	DNP	-	-
Joseph Adedire	2-1	2.5	-	0.5-0	DNP	-	-	-	2.0-2	-	-
Tony Bradford Jr.	1-3	2.5	-	0.5-2	0.5-1	-	1.0-7	-	0.5-4	-	-
Charles Esters III	1-2	2.0	-	-	-	-	-	2.0-17	-	DNP	-
Bralyn Lux	1-1	1.5	1.0-2	0.5-2	-	-	-	-	DNP	-	-
Miquel Dingle Jr	1-1	1.5	DNP	DNP	-	0.5-1	1.0-2	-	DNP	DNP	DNP
E'Maurion Banks	1-1	1.5	0.5-1	DNP	DNP	DNP	DNP	1.0-2	-	-	-
Jesiah Pierre	0-3	1.5	-	-	-	-	DNP	0.5-5	1.0-2	-	-
Rayshad Williams	1-0	1.0	-	-	-	-	-	1.0-1	-	-	-
Tyler Owens	1-0	1.0	-	-	DNP	-	-	-	-	-	1.0-5
Brenden Jordan	1-0	1.0	-	-	-	-	-	-	1.0-1	-	-
Tyrique Matthews	1-0	1.0	-	DNP	DNP	-	1.0-1	-	-	-	-
Wesley Smith	1-0	1.0	-	1.0-1	-	DNP	DNP	DNP	DNP	DNP	DNP
Terrell Tilmon	1-0	1.0	-	-	1.0-2	-	-	-	-	-	-
Dadrion Taylor-Demerson	0-1	0.5	-	-	-	-	-	-	0.5-0	-	-
Malik Dunlap	0-1	0.5	-	-	-	-	-	-	0.5-1	-	-
Trent Low	0-1	0.5	0.5-2	DNP	DNP	DNP	DNP	DNP	DNP	DNP	DNP

## SACKS

Player	UA-A	Total	UW	Oregon	TSU	WVU	UH	Baylor	KState	BYU	TCU
Myles Cole	3-1	3.5	-	-	2-13	-	-	0.5-5	-	1-7	-
Steve Linton	3-0	3	-	-	-	-	-	3-18	-	-	DNP
Jaylon Hutchings	2-2	3	1-5	0.5-1	-	1-6	-	-	0.5-4	-	-
Charles Esters III	1-2	2	-	-	-	-	-	2-17	-	DNP	-
Tony Bradford Jr.	1-1	1.5	-	-	-	-	1-7	-	0.5-4	-	-
Terrell Tilmon	1-0	1	-	-	1-2	-	-	-	-	-	-
Jesiah Pierre	0-1	0.5	-	-	-	-	DNP	0.5-5	-	-	-
Ben Roberts	0-1	0.5	-	0.5-2	-	-	-	-	-	-	-
Trent Low	0-1	0.5	0.5-2	DNP	DNP	DNP	DNP	DNP	DNP	DNP	DNP
E'Maurion Banks	0-1	0.5	0.5-1	DNP	DNP	DNP	DNP	-	-	-	-

## Fumbles Forced

Player	Number	UW	Oregon	TSU	WVU	UH	Baylor	KState	BYU	TCU
Steve Linton	2	-	-	-	-	-	2	-	-	DNP
Ben Roberts	2	-	1	-	-	-	1	-	-	-
Quincy Ledet	1	1	-	-	-	-	-	-	-	-
Jacob Rodriguez	1	1	DNP	DNP	DNP	DNP	DNP	DNP	DNP	-
Charles Esters III	1	-	-	-	-	-	1	-	DNP	-
Tony Bradford Jr.	1	-	-	-	-	1	-	-	-	-

## Fumbles Recovered

Player	Number	UW	Oregon	TSU	WVU	UH	Baylor	KState	BYU	TCU
Steve Linton	1	1	-	-	-	-	-	-	-	DNP
Jesiah Pierre	1	-	-	-	-	DNP	1	-	-	-
Jacob Rodriguez	1	1	DNP	DNP	DNP	DNP	DNP	DNP	DNP	-



# TEXAS TECH GAME HIGHS

## Texas Tech - Game Highs

RUSHES	43	at BYU (10/21/2023)
YARDS RUSHING	239	Houston (09/30/2023)
YARDS PER RUSH	6.5	Houston (09/30/2023)
TD RUSHES	3	Houston (09/30/2023)
PASS ATTEMPTS	49	Kansas St. (10/14/2023)
PASS COMPLETIONS	31	at Wyoming (09/02/2023)
YARDS PASSING	338	at Wyoming (09/02/2023)
YARDS PER PASS	7.8	TCU (11/02/2023)
TD PASSES	3	at Baylor (10/07/2023)
	3	Tarleton St. (09/16/2023)
	3	Oregon (09/09/2023)
	3	at Wyoming (09/02/2023)
TOTAL PLAYS	81	at West Virginia (09/23/2023)
TOTAL OFFENSE	480	Kansas St. (10/14/2023)
YARDS PER PLAY	6.8	Houston (09/30/2023)
POINTS	49	Houston (09/30/2023)
SACKS BY	6	at Baylor (10/07/2023)
FIRST DOWNS	27	Oregon (09/09/2023)
PENALTIES	9	at BYU (10/21/2023)
	9	at West Virginia (09/23/2023)
PENALTY YARDS	96	at West Virginia (09/23/2023)
TURNOVERS	5	at BYU (10/21/2023)
PUNTS	6	at West Virginia (09/23/2023)
PUNTING AVG	49.8	Houston (09/30/2023)
	49.8	at Wyoming (09/02/2023)
LONG PUNT	59	Houston (09/30/2023)

## Texas Tech - Individual Game Highs

RUSHES	31	Tahj Brooks vs TCU (11/02/2023)
	31	Tahj Brooks at Baylor (10/07/2023)
YARDS RUSHING	170	Tahj Brooks at Baylor (10/07/2023)
TD RUSHES	2	Tahj Brooks vs Houston (09/30/2023)
LONG RUSH	58	Tyler Shough vs Oregon (09/09/2023)
PASS ATTEMPTS	47	Tyler Shough at Wyoming (09/02/2023)
PASS COMPLETIONS	31	Tyler Shough at Wyoming (09/02/2023)
YARDS PASSING	338	Tyler Shough at Wyoming (09/02/2023)
TD PASSES	3	Behren Morton at Baylor (10/07/2023)
	3	Tyler Shough vs Oregon (09/09/2023)
	3	Tyler Shough at Wyoming (09/02/2023)
LONG PASS	72	Jake Strong at BYU (10/21/2023)
RECEPTIONS	10	Myles Price at Baylor (10/07/2023)
YARDS RECEIVING	102	Coy Eakin vs Kansas St. (10/14/2023)
TD RECEPTIONS	2	Baylor Cupp at Baylor (10/07/2023)
LONG RECEPTION	72	Xavier White at BYU (10/21/2023)
PUNTS	6	Austin McNamara at West Virginia (09/23/2023)
PUNTING AVG	49.8	Austin McNamara vs Houston (09/30/2023)
	49.8	Austin McNamara at Wyoming (09/02/2023)
LONG PUNT	59	Austin McNamara vs Houston (09/30/2023)
PUNTS INSIDE 20	3	Austin McNamara vs TCU (11/02/2023)
	3	Austin McNamara at BYU (10/21/2023)
	3	Austin McNamara at Baylor (10/07/2023)
LONG PUNT RETURN	43	Myles Price at Baylor (10/07/2023)
LONG KICKOFF RETURN	100	Drae McCray vs Houston (09/30/2023)
TACKLES	14	Jesiah Pierre at Wyoming (09/02/2023)
SACKS	3	Steve Linton at Baylor (10/07/2023)
TACKLES FOR LOSS	3	Myles Cole at BYU (10/21/2023)
	3	Steve Linton at Baylor (10/07/2023)

## OPPONENT GAME HIGHS

### Opponent - Game Highs

RUSHES	47	Kansas St. (10/14/2023)
YARDS RUSHING	272	Kansas St. (10/14/2023)
YARDS PER RUSH	5.8	Kansas St. (10/14/2023)
TD RUSHES	5	Kansas St. (10/14/2023)
PASS ATTEMPTS	52	TCU (11/02/2023)
PASS COMPLETIONS	32	TCU (11/02/2023)
	32	Oregon (09/09/2023)
YARDS PASSING	359	Oregon (09/09/2023)
YARDS PER PASS	9.1	Kansas St. (10/14/2023)
TD PASSES	4	Houston (09/30/2023)
TOTAL PLAYS	80	Tarleton St. (09/16/2023)
TOTAL OFFENSE	489	Houston (09/30/2023)
YARDS PER PLAY	6.7	Kansas St. (10/14/2023)
POINTS	38	Kansas St. (10/14/2023)
	38	Oregon (09/09/2023)
SACKS BY	4	Oregon (09/09/2023)
FIRST DOWNS	26	TCU (11/02/2023)
	26	Houston (09/30/2023)
PENALTIES	14	Oregon (09/09/2023)
PENALTY YARDS	124	Oregon (09/09/2023)
TURNOVERS	3	Tarleton St. (09/16/2023)
PUNTS	8	at BYU (10/21/2023)
PUNTING AVG	53.0	at BYU (10/21/2023)
LONG PUNT	70	at BYU (10/21/2023)

### Opponent - Individual Game Highs

RUSHES	19	Emani Bailey vs TCU (11/02/2023)
YARDS RUSHING	118	Treshaun Ward vs Kansas St. (10/14/2023)
TD RUSHES	5	Avery Johnson vs Kansas St. (10/14/2023)
LONG RUSH	55	LJ Martin at BYU (10/21/2023)
PASS ATTEMPTS	52	Josh Hoover vs TCU (11/02/2023)
PASS COMPLETIONS	32	Josh Hoover vs TCU (11/02/2023)
	32	Bo Nix vs Oregon (09/09/2023)
YARDS PASSING	359	Bo Nix vs Oregon (09/09/2023)
TD PASSES	4	Donovan Smith vs Houston (09/30/2023)
LONG PASS	72	Bo Nix vs Oregon (09/09/2023)
RECEPTIONS	12	Benjamin Omayebu vs Tarleton St. (09/16/2023)
YARDS RECEIVING	126	Monaray Baldwin at Baylor (10/07/2023)
LONG RECEPTION	72	Troy Franklin vs Oregon (09/09/2023)
FIELD GOALS	3	Camden Lewis vs Oregon (09/09/2023)
LONG FIELD GOALS	56	John Hoyland at Wyoming (09/02/2023)
PUNTS	8	Ryan Rehkow at BYU (10/21/2023)
PUNTING AVG	55.5	Ross James vs Oregon (09/09/2023)
LONG PUNT	70	Ryan Rehkow at BYU (10/21/2023)
PUNTS INSIDE 20	4	Jack Blumer vs Kansas St. (10/14/2023)
LONG PUNT RETURN	20	Preston Fox at West Virginia (09/23/2023)
LONG KICKOFF RETURN	28	Dawson Pendergrass at Baylor (10/07/2023)
TACKLES	12	Malik Robinson vs Houston (09/30/2023)
	12	Shae Suaiaunoa at Wyoming (09/02/2023)

# GAME PARTICIPATION

##	Player	GP-GS	UW	Oregon	TSU	WVU	UH	Baylor	KState	BYU	TCU
0	Rayshad Williams	9/8	START	START	START	START	START	XXX	START	START	START
0	Cam'Ron Valdez	7/0	XXX	...	...	XXX	XXX	XXX	XXX	XXX	XXX
1	Dadriion Taylor-Demerson	9/9	START	START	START	START	START	START	START	START	START
1	Myles Price	9/7	START	XXX	START	XXX	START	START	START	START	START
2	Behren Morton	6/4	...	...	XXX	XXX	START	START	START	...	START
2	Jalon Peoples	3/0	XXX	...	XXX	...	XXX	...	...	...	...
3	Bryce Ramirez	8/2	XXX	XXX	XXX	XXX	XXX	XXX	...	START	START
4	Nate Floyd	0/0	...	...	...	...	...	...	...	...	...
4	Jordan Brown	7/2	XXX	XXX	START	START	...	...	XXX	XXX	XXX
5	Quincy Ledet	9/0	XXX	XXX	XXX	XXX	XXX	XXX	XXX	XXX	XXX
6	Myles Cole	9/9	START	START	START	START	START	START	START	START	START
6	J.J. Sparkman	9/1	XXX	START	XXX	XXX	XXX	XXX	XXX	XXX	XXX
7	Steve Linton	8/4	START	START	START	XXX	XXX	XXX	XXX	START	...
8	Jesiah Pierre	8/6	START	START	START	START	...	START	START	XXX	XXX
8	Coy Eakin	6/4	...	...	...	XXX	START	START	START	START	XXX
9	Jerand Bradley	9/8	START	START	START	START	START	START	START	XXX	START
9	CJ Baskerville	7/6	XXX	...	START	START	START	START	...	START	START
10	Jacob Rodriguez	2/1	START	...	...	...	...	...	...	...	XXX
10	Drae McCray	9/0	XXX	XXX	XXX	XXX	XXX	XXX	XXX	XXX	XXX
11	Loic Fouonji	9/1	START	XXX	XXX	XXX	XXX	XXX	XXX	XXX	XXX
11	Charles Esters III	8/1	XXX	XXX	XXX	XXX	XXX	XXX	START	...	XXX
12	Bralyn Lux	8/4	START	START	START	XXX	XXX	START	...	XXX	XXX
12	Tyler Shough	4/4	START	START	START	START	...	...	...	...	...
13	Brady Boyd	0/0	...	...	...	...	...	...	...	...	...
13	Ben Roberts	9/8	XXX	START	START	START	START	START	START	START	START
14	Xavier White	9/3	XXX	START	XXX	START	XXX	XXX	XXX	XXX	START
14	Joseph Adedire	8/5	XXX	XXX	...	START	START	START	START	XXX	START
15	Robert Wooten	2/0	...	...	XXX	XXX	...	...	...	...	...
15	Jayden York	9/1	XXX	XXX	XXX	XXX	XXX	XXX	XXX	START	XXX
16	Jaden Morris	0/0	...	...	...	...	...	...	...	...	...
16	Marquez Stevenson	0/0	...	...	...	...	...	...	...	...	...
17	Isaac Smith	0/0	...	...	...	...	...	...	...	...	...
17	Jake Strong	2/1	...	...	...	...	...	...	XXX	START	...
18	Tyler Owens	8/7	START	START	...	START	START	START	START	START	XXX
18	Will Burns	0/0	...	...	...	...	...	...	...	...	...
19	AJ McCarty	0/0	...	...	...	...	...	...	...	...	...
19	Haydon Wiginton	0/0	...	...	...	...	...	...	...	...	...
19	Dylan Spencer	5/0	...	...	XXX	XXX	XXX	XXX	...	...	XXX
20	Nehemiah Martinez I	8/0	...	XXX	XXX	XXX	XXX	XXX	XXX	XXX	XXX
20	Marcus Ramon-Edwards	0/0	...	...	...	...	...	...	...	...	...
21	Cameron Watts	9/0	XXX	XXX	XXX	XXX	XXX	XXX	XXX	XXX	XXX
21	Tyler King	0/0	...	...	...	...	...	...	...	...	...
22	Maurion Horn	6/0	...	...	XXX	...	XXX	XXX	XXX	XXX	XXX
22	Bryson Donnell	9/0	XXX	XXX	XXX	XXX	XXX	XXX	XXX	XXX	XXX
23	Landon Hullaby	2/0	...	...	XXX	...	...	...	...	...	XXX
23	Cooper LaFebre	0/0	...	...	...	...	...	...	...	...	...
24	Malik Dunlap	9/7	XXX	XXX	START	START	START	START	START	START	START
24	Anquan Willis	0/0	...	...	...	...	...	...	...	...	...
25	JMaury Davis	0/0	...	...	...	...	...	...	...	...	...
25	Chapman Lewis	8/0	...	XXX	XXX	XXX	XXX	XXX	XXX	XXX	XXX
26	Sammy Morris IV	3/0	XXX	XXX	XXX	...	...	...	...	...	...
27	Brenden Jordan	9/3	START	START	XXX	XXX	XXX	XXX	XXX	XXX	START
28	Tahj Brooks	9/9	START	START	START	START	START	START	START	START	START
28	Jordan Sanford	7/0	...	XXX	XXX	XXX	XXX	...	XXX	XXX	XXX
29	Chief Collins	9/0	XXX	XXX	XXX	XXX	XXX	XXX	XXX	XXX	XXX
30	Jackson Knotts	9/0	XXX	XXX	XXX	XXX	XXX	XXX	XXX	XXX	XXX
30	Miles Thompson	0/0	...	...	...	...	...	...	...	...	...
31	Austin McNamara	9/0	XXX	XXX	XXX	XXX	XXX	XXX	XXX	XXX	XXX
31	Joseph Plunk	9/0	XXX	XXX	XXX	XXX	XXX	XXX	XXX	XXX	XXX
32	Tyrique Matthews	7/0	XXX	...	...	XXX	XXX	XXX	XXX	XXX	XXX

# GAME PARTICIPATION

#	Player	GP-GS	UW	Oregon	TSU	WVU	UH	Baylor	KState	BYU	TCU
33	Matthew Young	0/0	...	...	...	...	...	...	...	...	...
33	Harvey Dyson III	6/0	XXX	...	XXX	XXX	XXX	XXX	XXX	...	...
34	Bryce Robinson	0/0	...	...	...	...	...	...	...	...	...
35	Miquel Dingle Jr	4/1	...	...	XXX	XXX	START	XXX	...	...	...
36	Justin Horne	0/0	...	...	...	...	...	...	...	...	...
37	Brook Honore	0/0	...	...	...	...	...	...	...	...	...
38	Reese Burkhardt	9/0	XXX	XXX	XXX	XXX	XXX	XXX	XXX	XXX	XXX
38	Anthony White	0/0	...	...	...	...	...	...	...	...	...
39	Charles Robinson	0/0	...	...	...	...	...	...	...	...	...
39	Luke Dillingham	0/0	...	...	...	...	...	...	...	...	...
40	Wesley Smith	3/0	XXX	XXX	XXX	...	...	...	...	...	...
41	Ty Kana	3/0	...	XXX	XXX	XXX	...	...	...	...	...
42	John Curry	3/0	...	...	...	...	...	...	XXX	XXX	XXX
43	Henry Teeter	9/0	XXX	XXX	XXX	XXX	XXX	XXX	XXX	XXX	XXX
43	Chris Lemons	0/0	...	...	...	...	...	...	...	...	...
45	Terrell Tilmon	9/0	XXX	XXX	XXX	XXX	XXX	XXX	XXX	XXX	XXX
46	Isaiah Crawford	0/0	...	...	...	...	...	...	...	...	...
47	Jacob Mauch	0/0	...	...	...	...	...	...	...	...	...
47	Tanner Allen	0/0	...	...	...	...	...	...	...	...	...
48	Gage Elder	0/0	...	...	...	...	...	...	...	...	...
48	Stone Harrington	0/0	...	...	...	...	...	...	...	...	...
49	Tre'Darius Brown	0/0	...	...	...	...	...	...	...	...	...
50	Trent Low	1/0	XXX	...	...	...	...	...	...	...	...
51	Jayden Cofield	1/0	...	...	...	...	XXX	...	...	...	...
53	Rusty Staats	9/9	START	START	START	START	START	START	START	START	START
54	Kaden Carr	0/0	...	...	...	...	...	...	...	...	...
56	Dennis Wilburn	8/8	START	...	START	START	START	START	START	START	START
60	Nick Fattig	0/0	...	...	...	...	...	...	...	...	...
63	Dylan Shaw	0/0	...	...	...	...	...	...	...	...	...
64	Jurrien Loftin	0/0	...	...	...	...	...	...	...	...	...
65	Sheridan Wilson	1/0	...	...	XXX	...	...	...	...	...	...
66	Matt Keeler	9/0	XXX	XXX	XXX	XXX	XXX	XXX	XXX	XXX	XXX
67	Dalton Marryman	0/0	...	...	...	...	...	...	...	...	...
68	Seth Martin	0/0	...	...	...	...	...	...	...	...	...
69	Caleb Rodkey	8/0	XXX	XXX	...	XXX	XXX	XXX	XXX	XXX	XXX
70	Cole Spencer	5/5	START	START	START	START	START	...	...	...	...
71	Monroe Mills	9/9	START	START	START	START	START	START	START	START	START
72	Landon Peterson	8/0	XXX	...	XXX	XXX	XXX	XXX	XXX	XXX	XXX
74	Daniel Sill	0/0	...	...	...	...	...	...	...	...	...
75	Jacoby Jackson	9/5	XXX	START	XXX	XXX	XXX	START	START	START	START
76	Caleb Rogers	9/9	START	START	START	START	START	START	START	START	START
77	Garrett Morphis	0/0	...	...	...	...	...	...	...	...	...
79	Ty Buchanan	5/0	XXX	XXX	XXX	XXX	XXX	...	...	...	...
80	Mason Tharp	5/5	START	START	START	START	START	...	...	...	...
82	Drew Hocutt	9/0	XXX	XXX	XXX	XXX	XXX	XXX	XXX	XXX	XXX
83	Jack Esparza	0/0	...	...	...	...	...	...	...	...	...
84	Demarion Crest	0/0	...	...	...	...	...	...	...	...	...
85	Aiden Meeks	0/0	...	...	...	...	...	...	...	...	...
86	TJ West	0/0	...	...	...	...	...	...	...	...	...
87	Kelby Valsin	0/0	...	...	...	...	...	...	...	...	...
88	Baylor Cupp	8/4	XXX	XXX	...	XXX	XXX	START	START	START	START
89	Jordan Green	0/0	...	...	...	...	...	...	...	...	...
90	Ansel Nedore	0/0	...	...	...	...	...	...	...	...	...
91	Blake Burris	3/0	XXX	XXX	XXX	...	...	...	...	...	...
93	Trevon McAlpine	5/0	XXX	...	XXX	XXX	XXX	XXX	...	...	...
94	Braylon Rigsby	1/0	...	...	XXX	...	...	...	...	...	...
95	Jaylon Hutchings	9/9	START	START	START	START	START	START	START	START	START
96	Amier Washington	1/0	...	...	...	...	XXX	...	...	...	...
97	Tony Bradford Jr.	9/9	START	START	START	START	START	START	START	START	START
98	E'Maurion Banks	5/0	XXX	...	...	...	...	XXX	XXX	XXX	XXX
99	Gino Garcia	9/0	XXX	XXX	XXX	XXX	XXX	XXX	XXX	XXX	XXX
99	Sam Carrell	1/0	...	...	XXX	...	...	...	...	...	...



MISCELLANEOUS TRENDS

OPENING DRIVE - OFFENSE

OPPONENT	1st	2nd
	Half	Half
at Wyoming	Touchdown	Punt
Oregon	Touchdown	Touchdown
Tarleton State	Punt	Punt
at West Virginia	Punt	Punt
Houston	Touchdown	Punt
at Baylor	Touchdown	Turnover (INT)
Kansas State	Punt	Turnover on Downs
at BYU	Downs	Punt
TCU	Punt	Punt
at Kansas	--	--
UCF	--	--
at Texas	--	--

GAME-OPENING DRIVES

OPPONENT	TEXAS TECH			OPPONENTS		
	PTS	PLAYS	YDS	PTS	PLAYS	YDS
at Wyoming	7	6	76	0	3	2
Oregon	7	6	85	0	8	24
Tarleton State	0	3	-1	0	3	3
at West Virginia	0	3	3	0	5	20
Houston	7	12	74	7	12	75
at Baylor	7	11	75	0	7	34
Kansas State	0	6	20	3	8	50
at BYU	0	14	68	7	7	75
TCU	0	3	1	0	3	0
at Kansas	-	-	-	-	-	-
UCF	-	-	-	-	-	-
at Texas	-	-	-	-	-	-

SCORING DRIVE ANALYSIS

YARDAGE	TEXAS TECH		OPPONENTS	
	TD	FG	TD	FG
No Drive	3	-	1	-
Negative Yards	-	1	-	-
0-9	-	2	-	-
10-19	2	1	1	-
20-29	3	1	2	4
30-39	-	-	1	1
40-49	1	1	-	-
50-59	2	2	2	3
60-69	4	2	1	2
70-79	10	-	13	-
80-89	8	-	3	-
90-99	2	-	1	-
TOTALS	35	10	25	10

TURNOVER CHART

Opponent	Forced by Texas Tech					Forced by Opponent				
	Fum	Int	Tot	Pts Off	Margin	Fum	Int	Tot	Pts Off	
at Wyoming	2	0	2	10	+1	0	1	1	7	
Oregon	0	0	0	0	-4	1	3	4	7	
Tarleton State	0	3	3	10	+2	0	1	1	0	
at West Virginia	0	2	2	3	+2	0	0	0	0	
Houston	0	0	0	0	=	0	0	0	0	
at Baylor	1	0	1	0	-1	1	1	2	3	
Kansas State	0	0	0	0	-3	0	3	3	14	
at BYU	0	0	0	0	-5	2	3	5	13	
TCU	0	2	2	8	+2	0	0	0	0	
at Kansas	-	-	-	-	-	-	-	-	-	
UCF	-	-	-	-	-	-	-	-	-	
at Texas	-	-	-	-	-	-	-	-	-	
Totals	3	7	10	31	-6	4	12	16	44	

OPENING DRIVE - DEFENSE

OPPONENT	1st	2nd
	Half	Half
at Wyoming	Punt	Touchdown
Oregon	Punt	Punt
Tarleton State	INT	Punt
at West Virginia	Punt	Punt
Houston	Touchdown	Punt
at Baylor	Turnover on Downs	Turnover on Downs
Kansas State	FG	Punt
at BYU	Touchdown	Punt
TCU	Punt	Touchdown
at Kansas	--	--
UCF	--	--
at Texas	--	--

SECOND HALF OPENING DRIVES

OPPONENT	TEXAS TECH			OPPONENTS		
	PTS	PLAYS	YDS	PTS	PLAYS	YDS
at Wyoming	0	3	2	7	13	76
Oregon	7	5	75	0	3	-1
Tarleton State	0	5	23	0	5	19
at West Virginia	0	5	13	0	3	9
Houston	0	3	-3	0	7	27
at Baylor	0	1	0	0	7	49
Kansas State	0	6	21	0	3	4
at BYU	0	3	3	0	4	22
TCU	0	6	17	7	10	93
at Kansas	-	-	-	-	-	-
UCF	-	-	-	-	-	-
at Texas	-	-	-	-	-	-

THREE-AND-OUTS

OPPONENT	TEXAS TECH	OPPONENTS
	3-&-Outs/Drives	3-&-Outs/Drives
at Wyoming	2/14	3/14
Oregon	1/13	3/11
Tarleton State	1/11	2/13
at West Virginia	4/13	4/13
Houston	1/9	2/12
at Baylor	2/13	2/13
Kansas State	2/12	2/13
at BYU	2/13	5/12
TCU	1/13	2/12
at Kansas	--	--
UCF	--	--
at Texas	--	--
TOTALS	16/111	25/113

RED RAIDERS ON COIN FLIPS

OPPONENT	Coin		Result
	Flip	Decision	
at Wyoming	L	Opp. Deferred	L, 35-33 <sup>20T</sup>
Oregon	W	Deferred	L, 38-30
Tarleton State	W	Received	W, 41-3
at West Virginia	L	Opp. Received	L, 20-13
Houston	W	Deferred	W, 49-28
at Baylor	L	Opp. Deferred	W, 39-14
Kansas State	W	Deferred	L, 38-21
at BYU	W	Deferred	L, 27-14
TCU	W	Deferred	W, 35-28
at Kansas	-	--	--
UCF	-	--	--
at Texas	-	--	--

GIVEAWAYS/TAKEAWAYS

OPPONENT	TAKEAWAY			GIVEAWAY			Dif.
	Fum	Int	Tot	Fum	Int	Tot	
at Wyoming	2	0	2	0	1	1	+1
Oregon	0	0	0	1	3	4	-4
Tarleton State	0	3	3	0	1	1	+2
at West Virginia	0	2	2	0	0	0	+2
Houston	0	0	0	0	0	0	=
at Baylor	1	0	1	1	1	2	-1
Kansas State	0	0	0	0	3	3	-3
at BYU	0	0	0	2	3	5	-5
TCU	0	2	2	0	0	0	+2
at Kansas	-	-	-	-	-	-	-
UCF	-	-	-	-	-	-	-
at Texas	-	-	-	-	-	-	-
TOTALS	3	7	10	4	12	16	-6

SPECIAL TEAMS TACKLES

(All tackles on Special Teams coverage)

Player	Total	KO	Punt
Terrell Tilmon	4	1	3
Miquel Dingle Jr.	3	3	-
Chapman Lewis	3	3	-
Cameron Watts	4	3	1
Bralyn Lux	3	3	-
Ty Matthews	2	2	-
Wesley Smith	1	1	-
Ty Kana	1	-	1
Jesiah Pierre	1	-	1
C.J. Baskerville	1	1	-
Reese Burkhardt	1	1	-
Nehemiah Martinez	1	1	-
Jayden York	1	-	1
Jackson Knotts	1	-	1
Joseph Plunk	1	1	-
Tyler Owens	1	-	1
TOTALS	29	20	9

REDZONE CHART

Opponent	Texas Tech			Opponents		
	Scores-Chances (%)	TD (R/P)	FG	Scores-Chances (%)	TD (R/P)	FG
at Wyoming	4-of-4 (100.0)	3 (1/2)	1	5-of-5 (100.0)	4 (2/2)	1
Oregon	4-of-5 (80.0)	3 (1/2)	1	5-of-6 (83.3)	2 (1/1)	3
Tarleton State	4-of-4 (100.0)	3 (1/2)	1	1-of-2 (50.0)	0 (0/0)	1
at West Virginia	2-of-3 (66.6)	1 (0/1)	1	3-of-3 (100.0)	2 (1/1)	1
Houston	3-of-3 (100.0)	3 (2/1)	0	2-of-2 (100.0)	2 (0/2)	0
at Baylor	6-of-8 (75.0)	5 (2/3)	1	2-of-3 (66.6)	0 (0/0)	2
Kansas State	3-of-4 (75.0)	3 (2/1)	0	4-of-4 (100.0)	4 (4/0)	0
at BYU	1-of-2 (50.0)	1 (1/0)	0	3-of-3 (100.0)	2 (0/2)	1
TCU	3-of-3 (100.0)	2 (2/0)	1	4-of-4 (100.0)	4 (3/1)	0
at Kansas	--	--	--	--	--	--
UCF	--	--	--	--	--	--
at Texas	--	--	--	--	--	--
Totals	30-of-36 (83.3)	24 (12/12)	6	29-of-32 (90.6)	20 (11/9)	9



TEXAS TECH SCORING DRIVES

at Wyoming <i>drive superlatives</i> →	No. of Plays	Total Yards	Drive Time	Type of Score	Score QTR/Time	Scoring Play
	6	76	1:49	TD	10/10:34	Price 33-yd catch
	2	26	0:42	TD	10/9:25	York 19-yd catch
	4	-4	1:10	FG	10/4:02	Garcia 54-yd FG
	13	69	2:58	FG	40/0:41	Garcia 27-yd FG
	5	25	--	TD	OT-1	Brooks 6-yd run
	5	25	--	TD	OT-2	Bradley 15-yd catch
Oregon	Plays	Yards	Time	Score	QTR/Time	Scoring Play
	6	85	2:30	TD	10/9:37	Price 18-yd catch
	13	75	5:44	TD	20/13:01	Tharp 7-yd catch
	5	75	2:02	TD	30/12:58	Shough 5-yd run
	3	83	1:04	TD	30/6:16	Bradley 34-yd catch
	12	48	5:14	FG	40/5:13	Garcia 45-yd FG
Tarleton State	Plays	Yards	Time	Score	QTR/Time	Scoring Play
	-	-	-	TD	10/12:33	Dunlap 54-yd INT return
	7	64	2:52	TD	10/8:19	Shough 2-yd run
	7	68	1:59	TD	10/4:36	Tharp 28-yd catch
	13	58	6:05	FG	20/3:17	Garcia 28-yd FG
	4	2	1:39	FG	30/8:35	Garcia 43-yd FG
	4	47	1:05	TD	30/3:50	Price 15-yd catch
<i>most plays (t) →</i>	14	85	5:30	TD	40/10:23	Brown 5-yd catch
at West Virginia	Plays	Yards	Time	Score	QTR/Time	Scoring Play
	6	14	1:54	FG	10/8:40	Garcia 39-yd FG
	13	79	4:42	TD	40/11:54	Bradley 6-yd catch
<i>most plays (t) →</i>	14	59	2:40	FG	40/4:45	Garcia 34-yd FG
Houston	Plays	Yards	Time	Score	QTR/Time	Scoring Play
	-	-	-	TD	10/8:25	100-yd kickoff return
	12	74	4:50	TD	10/1:25	Brooks 7-yd run
	13	75	4:58	TD	20/8:47	Fouonji 25-yd catch
	-	-	-	TD	20/7:18	Fouonji 7-yd block punt return
	8	75	1:32	TD	20/0:44	Brooks 1-yd run
	3	80	0:48	TD	30/9:22	Price 11-yd catch
	5	55	3:07	TD	40/8:47	Valdez 41-yd run
at Baylor	Plays	Yards	Time	Score	QTR/Time	Scoring Play
	11	75	5:14	TD	10/9:46	Eakin 13-yd catch
	7	59	3:01	TD	20/13:06	Cupp 16-yd catch
	4	7	1:08	FG	20/0:09	Garcia 37-yd FG
	13	85	6:24	TD	30/0:38	Cupp 18-yd catch
	8	65	4:19	TD	40/9:15	Brooks 18-yd run
	3	14	0:23	TD	40/3:38	Morton 10-yd run
Kansas State	Plays	Yards	Time	Score	QTR/Time	Scoring Play
<i>most plays (t) →</i>	14	75	6:01	TD	20/11:53	Morton 1-yd run
	7	89	0:54	TD	20/0:23	Brooks 2-yd run
<i>most yards →</i>	10	99	4:04	TD	30/7:31	Bradley 8-yd catch
at BYU	Plays	Yards	Time	Score	QTR/Time	Scoring Play
	4	66	1:13	TD	20/9:19	White 72-yd catch
<i>most plays (t) →</i>	14	87	4:45	TD	40/8:41	Brooks 1-yd run
TCU	Plays	Yards	Time	Score	QTR/Time	Scoring Play
<i>most plays (t) →</i>	14	81	5:43	TD	10/6:12	Morton 9-yd run
<i>most time / plays (t) →</i>	14	66	6:41	FG	20/12:32	Garcia 27-yd FG
	12	75	5:35	TD	20/3:46	Price 25-yd catch
	5	22	1:19	FG	20/0:53	Garcia 55-yd FG
	2	16	0:34	TD	30/0:06	Brooks 9-yd run
	3	92	1:13	TD	40/10:33	McCray 44-yd catch
at Kansas	Plays	Yards	Time	Score	QTR/Time	Scoring Play
	-	-	-	-	-/-	--
UCF	Plays	Yards	Time	Score	QTR/Time	Scoring Play
	-	-	-	-	-/-	--
at Texas	Plays	Yards	Time	Score	QTR/Time	Scoring Play
	-	-	-	-	-/-	--

OPPONENT SCORING DRIVES

at Wyoming <i>drive superlatives</i> →	No. of Plays	Total Yards	Drive Time	Type of Score	Score QTR/Time	Scoring Play
	9	37	4:07	FG	20/14:55	Hoyland 56-yd FG
	5	56	2:30	TD	20/11:20	Driskill 4-yd catch
<i>most time →</i>	13	76	7:31	TD	30/5:37	Scott 16-yd run
	14	65	6:14	FG	40/8:58	Hoyland 31-yd FG
	5	25	--	TD	OT-1	Peasley 5-yd run
	5	25	--	TD	OT-2	Gyllenborg 11-yd catch
Oregon	Plays	Yards	Time	Score	QTR/Time	Scoring Play
	2	75	0:39	TD	10/8:58	Franklin 72-yd catch
	7	60	3:56	TD	10/3:45	Johnson 13-yd catch
	11	56	3:05	FG	20/0:59	Lewis 28-yd FG
<i>most plays →</i>	17	75	6:29	TD	40/14:47	Irving 3-yd run
	6	28	2:32	FG	40/10:27	Lewis 34-yd FG
	10	64	4:03	FG	40/1:10	Lewis 34-yd FG
	-	-	-	TD	40/0:35	Bassa 45-yd INT return
Tarleton State	Plays	Yards	Time	Score	QTR/Time	Scoring Play
	13	71	5:19	FG	40/5:04	Guzman 21-yd FG
at West Virginia	Plays	Yards	Time	Score	QTR/Time	Scoring Play
	13	75	6:47	TD	10/1:53	Donaldson 2-yd run
	12	56	6:08	FG	20/6:34	Hayes 28-yd FG
	6	26	2:58	FG	20/0:25	Hayes 46-yd FG
	7	79	4:16	TD	40/7:33	Taylor 9-yd catch
Houston	Plays	Yards	Time	Score	QTR/Time	Scoring Play
	12	75	6:20	TD	10/8:40	Henry 6-yd catch
	12	74	2:10	TD	10/6:15	Brown 16-yd catch
	5	75	2:40	TD	20/13:45	Manjack 49-yd catch
	9	75	5:02	TD	20/2:16	Carnes 41-yd catch
at Baylor	Plays	Yards	Time	Score	QTR/Time	Scoring Play
	5	42	1:53	FG	20/9:32	Hankins 33-yd FG
	4	76	2:04	TD	40/13:34	Baldwin 71-yd catch
	6	59	2:40	FG	40/6:35	Hankins 33-yd FG
Kansas State	Plays	Yards	Time	Score	QTR/Time	Scoring Play
	8	50	3:32	FG	10/11:28	Tennant 47-yd FG
	5	59	2:15	TD	10/2:54	Johnson 2-yd run
	7	80	2:44	TD	20/1:20	Johnson 5-yd run
	9	75	7:07	TD	30/2:24	Johnson 30-yd run
	1	11	0:04	TD	30/2:06	Johnson 11-yd run
	10	80	5:59	TD	40/4:58	Johnson 3-yd run
at BYU	Plays	Yards	Time	Score	QTR/Time	Scoring Play
	7	75	3:26	TD	10/11:34	Roberts 3-yd catch
	-	-	-	TD	10/2:19	Heckard 0-yd fumble recovery
	7	81	3:03	TD	20/6:11	Lassiter 4-yd catch
	6	22	1:34	FG	20/0:59	Ferrin 35-yd FG
	6	20	2:50	FG	30/1:19	Ferrin 41-yd FG
TCU	Plays	Yards	Time	Score	QTR/Time	Scoring Play
	7	75	1:59	TD	10/4:13	Rogers 17-yd catch
<i>most yards →</i>	10	93	3:51	TD	30/8:08	Bailey 16-yd run
	5	34	1:50	TD	30/4:47	Bailey 2-yd run
	16	75	5:39	TD	40/4:54	Sanders 1-yd run
at Kansas	Plays	Yards	Time	Score	QTR/Time	Scoring Play
	-	-	-	-	-/-	--
UCF	Plays	Yards	Time	Score	QTR/Time	Scoring Play
	-	-	-	-	-/-	--
at Texas	Plays	Yards	Time	Score	QTR/Time	Scoring Play
	-	-	-	-	-/-	--

EXPLOSIVE PLAYS - 20-PLUS YARDS

Yards	Opponent	Play	Result
72	BYU	Strong pass to White	Touchdown
58	Oregon	Shough rush	First Down
54	Houston	Valdez rush	First Down
54	Kansas State	Strong rush	First Down
46	Tarleton St.	Shough pass to Brown	First Down
44	TCU	Morton pass to McCray	Touchdown
43	Kansas State	Strong pass to Eakin	First Down
41	Houston	Valdez rush	Touchdown
39	TCU	Morton pass to White	First Down
38	Tarleton St.	Brooks rush	First Down
36	BYU	Strong pass to Brown	First Down
35	Oregon	Brooks rush	First Down
34	Oregon	Shough pass to Bradley	Touchdown
34	Houston	Morton pass to White	First Down
33	Wyoming	Shough pass to Price	Touchdown
31	Oregon	Shough pass to McCray	First Down
31	Oregon	Shough pass to Martinez	First Down
31	Kansas State	Morton pass to White	First Down
30	Kansas State	Morton pass to Eakin	First Down
30	Kansas State	Brooks rush	First Down
30	TCU	Morton pass to Eakin	First Down
29	Wyoming	Shough pass to Bradley	First Down
28	Tarleton St.	Shough pass to Tharp	Touchdown
27	Wyoming	Shough pass to Brown	First Down
27	West Virginia	Brooks rush	First Down
26	West Virginia	Morton pass to Brown	First Down
25	Houston	Morton pass to Fouonji	Touchdown
25	TCU	Morton pass to Price	Touchdown
24	Wyoming	Shough pass to Brown	First Down
24	Baylor	Morton pass to Price	First Down
24	Baylor	Brooks rush	First Down
22	Oregon	Shough pass to White	First Down
22	Tarleton St.	Brooks rush	First Down
20	Wyoming	Shough pass to Fouonji	First Down
20	Oregon	Shough pass to Bradley	First Down
20	West Virginia	Morton pass to White	First Down
20	Baylor	Morton pass to Price	First Down
20	BYU	Valdez rush	First Down
20	TCU	Brooks rush	First Down

Special Teams Explosive Plays - 30-Plus for Kick Returns/20-Plus Yards for Punt Returns

Yards	Opponent	Play	Result
100	Houston	McCray kick return	Touchdown
43	Baylor	Price punt return	First Down
35	BYU	Price punt return	First Down
33	Oregon	McCray kick return	First Down
33	Oregon	Price punt return	First Down
32	West Virginia	McCray kick return	First Down
29	TCU	Price punt return	First Down
26	BYU	Price punt return	First Down

Defensive Explosive Plays

Yards	Opponent	Play	Result
54	Tarleton St.	Dunlap interception return	Touchdown
23	TCU	Taylor-Demerson interception return	First Down

OPPONENT EXPLOSIVE PLAYS - 20-PLUS YARDS

Yards	Opponent	Play	Result
72	Oregon	Nix pass to Franklin	Touchdown
71	Baylor	Shapen pass to Baldwin	Touchdown
55	BYU	Martin rush	First Down
49	Houston	Smith pass to Manjack IV	Touchdown
43	Baylor	Shapen pass to Nabors	First Down
42	Kansas State	Howard pass to Sinnott	First Down
41	Houston	Smith pass to Carnes	Touchdown
39	Baylor	Shapen pass to Baldwin	First Down
35	TCU	Hoover pass to Wiley	First Down
34	Houston	Smith pass to Johnson Jr.	First Down
34	Baylor	Shapen pass to Baldwin	First Down
33	Tarleton St.	Gabalys pass to Smith	First Down
32	BYU	Sloviss pass to Lassiter	First Down
31	Oregon	Nix pass to Whittington	First Down
30	Oregon	Nix pass to Ferguson	First Down
30	Kansas State	Johnson rush	Touchdown
29	TCU	Hoover pass to Robinson	First Down
27	BYU	Sloviss to Rex	First Down
25	Wyoming	Peasley pass to Wieland	First Down
25	Oregon	Nix pass to Irving	First Down
25	Tarleton St.	Kelley III rush	First Down
24	Baylor	Shapen pass to Pendergrass	First Down
24	TCU	Hoover pass to Earle	First Down
24	TCU	Hoover pass to Bailey	First Down
22	Oregon	Nox pass to Holden	First Down
22	Kansas State	Howard pass to Brooks	First Down
21	Oregon	Nix pass to Herbert	First Down
21	Tarleton St.	Gabalys pass to Britten	First Down
21	West Virginia	Traylon pass to Taylor	First Down
21	Houston	Smith pass to Brown	First Down
21	Kansas State	Johnson pass to Brown	First Down
21	TCU	Hoover pass to Nowell	First Down

Special Teams Explosive Plays - 30-Plus for Kick Returns/20-Plus Yards for Punt Returns

Yards	Opponent	Play	Result
20	West Virginia	Fox punt return	First Down



EXPLOSIVE PLAYS BY THE NUMBERS

	Texas Tech Long Plays					Opponent Long Plays			
	Rush	Pass	Total	ST		Rush	Pass	Total	ST
at Wyoming	0	5	5	0		0	1	1	0
Oregon	2	5	7	2		0	6	6	0
Tarleton State	2	2	4	0		1	2	3	0
at West Virginia	1	2	3	1		0	1	1	1
Houston	2	2	4	1		0	4	4	0
at Baylor	1	2	3	1		0	5	5	0
Kansas State	2	3	5	0		1	3	4	0
at BYU	1	2	3	2		1	2	3	0
TCU	1	4	5	1		0	5	5	0
at Kansas	-	-	-	-		-	-	-	-
UCF	-	-	-	-		-	-	-	-
at Texas	-	-	-	-		-	-	-	-
Totals	12	27	39	8		3	29	32	1

LONGEST PLAYS BY THE NUMBERS (offense only/no special teams)

Long Plays by Yards	NO.	TD
100+	-	-
90-99	-	-
80-89	-	-
70-79	1	1
60-69	-	-
50-59	3	-
40-49	4	2
30-39	13	2
20-29	18	3
Totals	39	8

LONGEST PLAYS BY TYPE

Long Plays by Type (20+)	NO.	TD
Rushing	12	1
Passing	27	7
TOTAL	39	8
Punt returns	5	0
Kick returns	3	1
Interceptions	2	1
Fumble returns	-	-
TOTAL ALL	49	8

LONGEST PLAYS OF THE YEAR

Play Type	Yardage	Play (Opponent)
Rushing	58	Shough 58-yard run (vs. Oregon)
Rushing Touchdown	41	Valdez 41-yard TD run (vs. Houston)
Passing	72	Strong 72-yard TD pass to White (at BYU)
Passing Touchdown	72	Strong 72-yard TD pass to White (at BYU)
Interception Return	54	Dunlap 54-yard interception return (vs. Tarleton State)
Punt Return	43	Price 43-yard punt return (at Baylor)
Punt Block Return	7	Fouonji 7-yard block punt return (vs. Houston)
Kick Return	100	McCray 100-yard punt return (vs. Houston)
Punt	59	McNamara 59-yard punt (vs. Houston)
Field Goal	55	Garcia 55-yard field goal (vs. TCU)

GAME-BY-GAME LEADERS

OPPONENT	PASSING YARDS	RUSHES	RUSH YARDS	RECEPTIONS	RECEIVING YARDS	TACKLES	TACKLES FOR LOSS	SACKS
at Wyoming	338 (Shough)	15 (Shough)	39 (Brooks)	8 (Bradley)	88 (Bradley)	14 (Pierre)	1.5 (Baskerville)	1.0 (Hutchings)
Oregon	282 (Shough)	23 (Shough)	101 (Shough)	5 (Bradley)	83 (Bradley)	12 (Roberts/Taylor-Dem.)	1.5 (Roberts)	0.5 (2 players)
Tarleton State	123 (Shough)	19 (Brooks)	158 (Brooks)	6 (Brown)	73 (Brown)	6 (Baskerville/Kana)	2.0 (Cole)	2.0 (Cole)
at West Virginia	158 (Morton)	25 (Brooks)	149 (Brooks)	3 (3 players)	45 (White)	12 (Pierre)	2.5 (Hutchings)	1.0 (Hutchings)
Houston	161 (Morton)	21 (Brooks)	111 (Valdez)	5 (Price)	63 (Price)	10 (Owens/Roberts)	1.0 (5 players)	1.0 (Bradford Jr.)
at Baylor	180 (Morton)	31 (Brooks)	170 (Brooks)	10 (Price)	90 (Price)	7 (Roberts)	3.0 (Linton)	3.0 (Linton)
Kansas State	173 (Strong)	17 (Brooks)	98 (Brooks)	5 (Bradley/Eakin)	102 (Eakin)	11 (Roberts)	2.0 (Adedire)	0.5 (2 players)
at BYU	236 (Strong)	30 (Brooks)	101 (Brooks)	3 (4 players)	98 (White)	10 (Roberts)	3.0 (Cole)	1.0 (Cole)
TCU	282 (Morton)	31 (Brooks)	146 (Brooks)	8 (Eakin)	78 (Eakin)	9 (Baskerville)	1.0 (Owens)	none
at Kansas	--	--	--	--	--	--	--	--
UCF	--	--	--	--	--	--	--	--
at Texas	--	--	--	--	--	--	--	--

GAME-BY-GAME SPECIALIST STATS

GINO GARCIA, K

SCORING	FG	PAT	Points							
#99 Garcia	10-14	31-31	61							
FIELD GOALS	FGM-FGA	Pct.	01-19	20-29	30-39	40-49	50-59	60+	Lg	Blk
#99 Garcia	10-14	71.4	0-0	3-3	3-3	2-4	2-4	0-0	55	1

#99 Garcia	(Made), Missed, Blocked
at Wyoming	(54), 49, 40, 50, (27)
Oregon	56, (45)
Tarleton State	(28), (43)
at West Virginia	(39), (34)
Houston	no attempts
at Baylor	(37)
Kansas State	no attempts
at BYU	no attempts
TCU	(27), (55)
at Kansas	--
UCF	--
at Texas	--

AUSTIN MCNAMARA, P

PUNTING	Number-Avg./i20/50+
#31 McNamara	4-49.8 / 2 / 3
at Wyoming	2-44.5 / 1 / 1
Oregon	4-48.8 / 2 / 1
Tarleton State	6-49.0 / 0 / 4
at West Virginia	4-49.8 / 1 / 2
Houston	3-48.0 / 3 / 1
at Baylor	4-45.8 / 0 / 1
Kansas State	4-48.0 / 3 / 2
at BYU	4-43.8 / 3 / 1
TCU	--
at Kansas	--
UCF	--
at Texas	--
Totals	35-47.7 / 15 / 16

# - opponent (Qtr.)	Down	Situation	Yards	Action (yds)	i20	i10	Note
1 - at Wyoming (1Q)	4-6	TTU33	51	FC	Yes	No	Fair catch at the WYO-16
2 - at Wyoming (2Q)	4-4	TTU46	54	TB	No	No	Touchback to the WYO-00
3 - at Wyoming (2Q)	4-9	TTU48	42	FC	Yes	No	Fair catch at the WYO-10
4 - at Wyoming (3Q)	4-8	TTU24	52	FC	No	No	Fair catch at the WYO-24
5 - Oregon (1Q)	4-12	TTU23	37	FC	No	No	Fair catch at the ORE-40
6 - Oregon (2Q)	4-9	TTU43	52	Downed	Yes	Yes	Downed by Jackson Knotts at the ORE-05
7 - Tarleton State (1Q)	4-11	TTU17	49	Downed	No	No	Downed by Wesley Smith at the TSU-34
8 - Tarleton State (2Q)	4-7	TTU47	53	TB	No	No	Touchback to the TSU-00
9 - Tarleton State (2Q)	4-10	TSU49	46	Downed	Yes	Yes	Downed by Cameron Watts at the TSU-03
10 - Tarleton State (3Q)	4-2	TTU48	47	Downed	Yes	Yes	Downed by Jackson Knotts at the TSU-05
11 - at West Virginia (1Q)	4-7	TTU14	52	FC	No	No	Fair catch at the WVU-34
12 - at West Virginia (1Q)	4-7	TTU42	52	Returned (18)	No	No	Returned 18 yards to the WVU-24 (TKL: Kana, Tilmon)
13 - at West Virginia (2Q)	4-12	TTU20	46	Downed	No	No	Downed by Myles Cole at the WVU-34
14 - at West Virginia (2Q)	4-6	TTU20	38	FC	No	No	Fair catch at the WVU-42
15 - at West Virginia (3Q)	4-25	TTU35	52	Returned (20)	No	No	Returned 20 yards to the WVU-33 (TKL: Tilmon, Watts)
16 - at West Virginia (3Q)	4-9	TTU33	54	Returned (7)	No	No	Returned 7 yards to the WVU-20 (TKL: Pierre)* penalty-block in back at WVU20; ball spotted at WVU10*
17 - Houston (3Q)	4-13	TTU22	53	FC	No	No	Fair catch at the HOU-25
18 - Houston (3Q)	4-12	TTU45	46	Returned (-1)	Yes	Yes	Returned -1 yards to the HOU-08 (TKL: Tilmon)
19 - Houston (4Q)	4-10	TTU41	59 - long	TB	No	No	Touchback to the HOU-00
20 - Houston (4Q)	4-4	HOU41	41	TB	No	No	Touchback to the HOU-00
21 - at Baylor (1Q)	4-5	TTU46	48	FC	Yes	Yes	Fair catch at the BU-06
22 - at Baylor (2Q)	4-5	TTU46	43	FC	Yes	No	Fair catch at the BU-11
23 - at Baylor (4Q)	4-18	TTU40	53	FC	Yes	Yes	Fair catch at the BU-07
24 - Kansas State (1Q)	4-11	TTU35	42	Returned (-3)	No	No	Returned 12 yards (net return -3 yds) to the KSU35 (TKL: York) *penalty-holding at KSU20; ball spotted at KSU10*
25 - Kansas State (1Q)	4-5	TTU20	39	FC	No	No	Fair catch at the KSU-41
26 - Kansas State (2Q)	4-11	TTU30	45	Returned (2)	No	No	Returned 2 yards to the KSU-27 (TKL: Knotts)
27 - Kansas State (2Q)	4-6	TTU43	57	TB	No	No	Touchback to the KSU-00
28 - at BYU (2Q)	4-9	BYU45	36	Downed	Yes	Yes	Downed by Ben Roberts at the BYU-09
29 - at BYU (3Q)	4-7	TTU28	45	FC	No	No	Fair catch at the BYU-27
30 - at BYU (3Q)	4-9	TTU37	54	FC	Yes	Yes	Fair catch at the BYU-09
31 - at BYU (3Q)	4-22	TTU21	57	Returned (-3)	Yes	No	Returned for a loss of 3 yards to the BYU-19 (TKL: Owens)
32 - TCU (1Q)	4-9	TTU32	41	FC	No	No	Fair catch at the TCU-27
33 - TCU (3Q)	4-13	TTU42	51	FC	Yes	Yes	Fair catch at the TCU-07
34 - TCU (3Q)	4-16	TTU42	49	FC	Yes	Yes	Fair catch at the TCU-09
35 - TCU (4Q)	4-5	TTU46	34	FC	Yes	No	Fair catch at the TCU-12

REESE BURKHARDT, K

KICKOFFS	No.	Yds	Avg.	TB	OB	RETN	NET	YD-LN
#38 Burkhardt	52	3,336	64.2	34	0	--	--	--
Totals	52	3,336	64.2	34	0	18	42.0	23

#38 Burkhardt	Touchbacks/Kickoffs
at Wyoming	5-for-5
Oregon	4-for-6
Tarleton State	5-for-8
at West Virginia	2-for-4
Houston	6-for-8
at Baylor	2-for-7
Kansas State	3-for-4
at BYU	2-for-3
TCU	5-for-7
at Kansas	--
UCF	--
at Texas	--

PUNTING	
#31 McNamara	35 attempts
50+ yard punts	16 (45.7%)
Inside the 20-yard line	15 (42.9%)
Inside the 10-yard line	10 (28.6%)
Fair Caught	17 (48.6%)
Touchbacks	5 (14.3%)
Downed	6 (17.1%)
Not Returned	28 (80.0%)
Returned	7 (20.0%)
Total Return Yards	7 returns for 40 yards (5.7 per return)





## POSTGAME NOTES

GAME

9



TEXAS TECH RED RAIDERS

4-5, 3-3 Big 12

35

VS

TCU HORNED FROGS

4-5, 2-4 Big 12

28



Nov. 2, 2023 (Thu.) | 6:05 p.m. CT | Jones AT&amp;T Stadium | Lubbock, Texas | FS1

## TEXAS TECH

Record	4-5 Overall; 3-3 Big 12
Streak	W1
Head Coach	Joey McGuire
Career Record	12-10 (2nd Season)
Record vs. TCU	1-1
Today's attendance	51,185
Kickoff temperature	68 degrees
Length of Game	3:25

## TODAY'S STARTERS

**(Offense)** - (LT) Monroe Mills, (LG) Jacoby Jackson, (C) Dennis Wilburn, (RG) Rusty Staats, (RT) Caleb Rogers, (QB) Behren Morton, (RB) Tahj Brooks, (TE) Baylor Cupp, (WR) Myles Price, (WR) Xavier White, (WR) Jerand Bradley

**(Defense)** - (NT) Jaylon Hutchings, (DT) Tony Bradford Jr., (EDGE) Myles Cole, (LB-WILL) Bryce Ramirez, (LB-MIKE) Ben Roberts, (OLB) Joseph Adedire, (STAR) Brenden Jordan, (CB) Rayshad Williams, (S) Dadrion Taylor-Demerson, (S) C.J. Baskerville, (CB) Malik Dunlap

## GETTING STARTED

- Today's weather at kickoff: 68 degrees, 13 mph winds from the south and sunny skies.
- Texas Tech won the coin toss and chose to defer to the second half. TCU started the first half with the ball.
- Texas Tech wore black helmets with red jerseys and black pants against TCU.
- Today's game captains were Myles Cole, Behren Morton, Myles Price and Jacob Rodriguez.
- Today's attendance: 51,185

## TODAY'S WIN...

- Snaps TCU's 4-game winning streak.
  - The Red Raiders last win vs. TCU was on Oct. 11, 2018 in Fort Worth (W, 17-14).
  - The Red Raiders last win at Jones AT&T Stadium was Sept. 12, 2013 (W, 20-10).
- Gives Texas Tech a 33-30-3 all-time record against TCU.
  - Today's win gives Texas Tech a 19-10-3 all-time home record versus TCU.
- Gives Texas Tech a 3-3 record in Big 12 games in 2023.
  - The Red Raiders'.500 winning percentage in Big 12 play is its best mark six games into the conference schedule since 2018.
  - The Red Raiders were 2-4 six games into conference play in 2022 before finishing 5-4.
- Improves the Red Raiders record to 3-0 versus TCU in Thursday night games since 2013.
- Gives the Red Raiders a 4-0 record this season against opponents from the state of Texas.
- Gives Joey McGuire a 9-3 record in home games at Jones AT&T Stadium.
- Gives Joey McGuire a 4-1 career record in games played in November.

## TEAM NOTES

- Tech started the game with multiple adjustments to its starting lineup after the bye week: Dennis Wilburn moved to center after starting at right guard in seven of eight games while Rusty Staats moved to right guard after starting the first eight games at center. On defensive, C.J. Baskerville moved from his star position to boundary safety while Brenden Jordan picked up his third start of the season at star.
- Interception wiped out by a roughing the passer penalty on 1st-and-10 (12:32, 2Q).
- TCU missed a 43-yard attempt in the second quarter in an attempt to tie the game, 10-10. It was the second time this season an opponent missed a field goal versus the Red Raiders dropping opponent mark to 12-of-14 - the miss was a 49-yarder by Houston to end the first half.
- Converted second two-point conversion of the season, a throw to Bradley. The previous was a rush by Tahj Brooks at Baylor.
- Texas Tech was 2-for-3 overall on fourth downs, finishing plus-3 on the plus/minus scale based on that decision. Texas Tech's two fourth-down conversions accounted for 10 points.
- Tech held a 20-7 lead at halftime. All four Texas Tech wins this year started with a lead at halftime. Under Coach McGuire, Tech is 10-2 in his two season when having the lead at the break.
- Tech won the turnover battle 2-0. It was the first time Tech did not commit a turnover since defeating Houston on Sept. 30.
- Texas Tech allowed two sacks. The Red Raiders have allowed six sacks over the last five games.
- Gino Garcia connected for a 55-yard field goal; it was the longest make by a Red Raider since Jonathan Garibay hit his 62-yard game-winner as time expired against Iowa State in 2021.
- Texas Tech has now won its next game after the open date over each of the last three seasons and for the ninth time in the past 12 contests. The Red Raiders are now 20-13 during the Big 12 era following an open date.
- Texas Tech's 35 points are its most in the series versus TCU since the Red Raiders fell, 55-52, at home in 2015.

## NOTING THE RED RAIDERS

## OFFENSE

## QB, Behren Morton (So.)

- Completed 78 percent of his passes going 28-for-36 with a season-high 286 yards and two touchdowns.
- His completion percentage marked the most efficient passing performance by a Tech QB with at least 35 attempts since Donovan Smith completed 34-of-48 (70.8%) passes at Kansas State (Oct. 1) last season.
- Recorded one rushing touchdown in each of his last three starts - scored on a 4th-and-2 option play from the 9-yard line in the first quarter; owns three rushing TDs this season and five for his career.

## RB, Tahj Brooks (Sr.)

- Recorded his sixth 100-yard game in the last seven games played. It is his 10th 100-yard game of his career.
- By achieving his 10th 100-yard game, he joins Byron Hanspard (21), James Gray (18), Byron Morris (16), James Hadnot (13), Ricky Williams (11), Larry Isaac (10) and DeAndre Washington (10) as double-digit 100-yard game performers.
- Received 31 carries, matching his career-high.
- Carried the ball more than 30 times for the third time this season. The last time a Red Raider individual received 30+ carries in a single season was Ricky Williams in 1998.
- By rushing the ball 30+ times in back-to-back games, he's the first to do so since Byron Hanspard in 1996 - which was 30+ carries in four-straight games.
- Scored one rushing touchdown for the fifth-straight game; he found the endzone via the rush seven times this season.
- Entered the Texas Tech all-time Top 10, surpassing Baron Batch (2006, 2008-10) for No. 10 all-time who had career 2,501 rushing yards. Brooks owns 2,547 career yards and is 86 yards shy of surpassing Larry Issac's 2,633 yards at No. 9.
- His 146 rushing yards was the 11th-most in a game versus TCU in the 66th all-time meeting against the Horned Frogs.

## WR, Myles Price (Sr.)

- Recorded team-leading fifth receiving touchdown late in the second quarter breaking a streak of three-straight games without a score after opening the season with a TD in four of the first five games.

## WR, Coy Eakin (RFr.)

- Set a career-high for receptions logging eight. Entering the game with 10 career catches.

## WR, Drae McCray (Jr.)

- Secured first career touchdown as a Red Raider and 18th as an D1 player. It was a 44-yard reception.

## DEFENSE

## DB, Dadrion Taylor-Demerson (Sr.)

- Recorded multiple interception in a single game for the first time in his career having two on the night. The pair gives him three for the season.
- His two interceptions were the most in a game by a Red Raider since Malik Dunlap recorded two earlier this season versus Tarleton State.
- Has recorded three interceptions in each of the past three seasons for a career total of nine.

## DB, C.J. Baskerville (Jr.)

- Led Texas Tech in tackles with nine. It was the second time this season Baskerville owned the team-high for tackles.

## MEDIA INFORMATION



**MATT DOWDY**  
Assistant A.D.  
806-928-5190  
matthew.dowdy@ttu.edu



**MATT BURKHOLDER**  
Director  
559-862-3771  
matt.burkholder@ttu.edu



**CHRIS DUARTE**  
Associate Director  
954-937-3254  
chris.duarte@ttu.edu

### TEXAS TECH ATHLETICS COMMUNICATIONS

East Stadium Building, Jones AT&T Stadium (Third Floor)  
Office: (806) 742-2770 • Fax: (806) 742-1970  
2508 6th Street • Lubbock, TX 79409  
www.TexasTech.com/Media



### CREDENTIAL REQUESTS

Please direct all credential requests to the online credential portal located at [www.sportssystem.com/TexasTech](http://www.sportssystem.com/TexasTech). Confirmation of your request will be made upon review by Matt Dowdy. Credentials are limited to members of the working media who are assigned to cover Texas Tech Football. Credentials must be requested online by 5 p.m. Tuesday each week. All requests will be held for pickup until 5 p.m. Friday at the Athletics Communications office (third floor of Whitacre Athletic Center, East Stadium Building). Credentials not picked up by 5 p.m. Friday will be available at Media Will Call located on the northwest side of Jones AT&T Stadium.

### WEEKLY MEDIA LUNCHEON

During the season, Texas Tech head coach Joey McGuire will host a weekly media luncheon inside the Football Training Facility, located next to Jones AT&T Stadium. The event will be held each Monday during the regular season, excluding the bye week. McGuire will be joined each week by defensive coordinator Tim DeRuyter and offensive coordinator Zach Kittley. Lunch will be served at 11:30 a.m. each Monday followed by a 12:30 p.m. press conference.

### WEEKLY AVAILABILITY SCHEDULE

In addition to the Monday press conference, select student-athletes will be available following practice each Tuesday inside the Sports Performance Center. Practice is expected to conclude around 10:30 a.m. each week with interviews to follow. All specific student-athlete requests should be submitted by 10 a.m. Monday each week during the season.

### INTERVIEW REQUESTS

Please direct all interview requests for head coach Joey McGuire to Matt Dowdy; members of the Texas Tech coaching staff and student-athletes to Matt Dowdy or Matt Burkholder. Contacting student-athletes or coaches directly through text message or social media is strictly prohibited and could result in loss of credentials.

### USE OF TEXAS TECH PHOTOGRAPHY

The use of Texas Tech photos is prohibited without prior approval from the athletics communications office. Texas Tech does not grant permission for use of its photos for social media content purposes. Texas Tech will provide courtesy headshots and action shots upon requests for editorial purposes.

### VIDEO HIGHLIGHTS/NEWS CONFERENCE

Video from news conferences and games will be available to the media via YouTube. Broadcast quality video footage (game highlights, post-practice interviews, post-game interviews, etc) are available by request through the athletics communications office.

### PHOTO REQUESTS

Please submit your requests to Chris Duarte.

### COLLEGE PRESS BOX.COM

Collegepressbox is the official media website for Division I football. Access and download game notes, quotes, statistics, media guides, headshots, logos and more for all FBS schools, conferences, postseason games, awards and the College Football Playoff. For access, please register for an account at [collegepressbox.com/register](http://collegepressbox.com/register).

### LIVE STREAMING

Live video streaming of any Texas Tech Athletics event, including news conferences, on ANY social media platform is strictly prohibited without prior approval from the athletics communications office.

### USE OF AUDIO/VIDEO

Any media entity collecting any sort of "video or audio materials" (film, traditional video or audio, digital video or audio, photos, etc.) from Texas Tech University Athletics game events or press conference/media events may use that material only for traditional television newscasts, web-based or print coverage, or other electronic transmission as approved by the University in writing, with a limitation of up to three (3) minutes in length from any single event. Such media entity may not offer any live video, audio or other coverage of the event without the advance, written permission of Texas Tech University Athletics. This policy includes all games, matches and events involving any of Texas Tech's athletic programs. It includes all media events -- press conferences, pre/post-practice interviews and pre/post-game interviews. An exception would be a one-on-one interview arranged through the Texas Tech Athletics Communications office with a Texas Tech, coach, athlete or administrator.

## TEXAS TECH SPORTS NETWORK

The Texas Tech Sports Network from Learfield Sports will carry all the exciting action of Red Raider Football beginning with the season opener with Wyoming and all the way through the bowl season. Brian Jensen (play-by-play) and John Harris (color analyst) return to the broadcast booth and will be joined on the sidelines by Chris Level (sidelines).

Fans outside the coverage area will once again be able to listen to Red Raider games live on the Internet through Texas-Tech+. By logging onto [www.TexasTech.com](http://www.TexasTech.com), live play-by-play of Texas Tech Football is just a click away. The games also are carried on Sirius/XM Satellite Radio (channel varies).

All games will also be available on the Varsity Network App, available for download in your iTunes or Android store.

### 2023 RED RAIDER FOOTBALL AFFILIATES

CITY	STATION	FREQUENCY
Abilene/Haskell	KVRP-FM	97.1
Amarillo	KPUR-FM	95.7
Amarillo	KPUR-AM	1440
Andrews	KACT-FM	105.5
Artesia, N.M.	KSVP-AM	990
Artesia, N.M.	KSVP-FM	93.7
Big Spring	KBST-FM	95.7
Big Spring	KBST-FM	103.9
Big Spring	KBST-AM	1490
Brownwood	KQBZ-FM	96.9
Dallas	KFXR-AM	1190
Dumas	KDDD-FM	95.3
Hereford	KPAN-FM	106.3
Hereford	KPAN-AM	860
Hobbs, N.M.	KEJL-AM	1110
Hobbs, N.M.	KEJL-FM	100.5
Lampasas	KCYL-AM	1450
Lubbock	KJTV-FM	100.7
Lubbock	KJTV-AM	950
Lubbock	KTTU-FM	97.3
Lubbock	KXTQ-FM	106.5
Odessa-Midland	KNFM-FM	92.3
San Angelo	KNRX-FM	96.5
San Antonio	KONO-AM	860
Seminole	KSEM-FM	106.3
Tyler	KTBB-FM	97.5
Waco	KWBT-HD2	94.5

### SATELLITE RADIO

Sirius XM Radio	Ch. 381
XM App	Ch. 971
Varsity App	Search "Texas Tech"

**collegepressbox**  
SINCE 2005 EVERYTHING BUT THE PREGAME MEAL

## COVERING THE RED RAIDERS

<b>6</b> <b>MONDAY</b> MEDIA LUNCHEON (SPC) 11:30 a.m. PRESS CONFERENCE (FTF) 12:30 p.m.	<b>7</b> <b>TUESDAY</b> PLAYER INTERVIEWS (SPC) approx. 10:30 a.m.	<b>8</b> <b>WEDNESDAY</b> NO AVAILABILITY	<b>9</b> <b>THURSDAY</b> NO AVAILABILITY	<b>10</b> <b>FRIDAY</b> NO AVAILABILITY	<b>11</b> <b>SATURDAY</b> TEXAS TECH AT KANSAS 11 a.m. CT Lawrence, Kansas	<b>12</b> <b>SUNDAY</b> NO AVAILABILITY
---	---	---	--	---	--	---