

KANSAS

#KUBball

f /KANSASBASKETBALL

@KUHOOPS

@KUHOOPS

JANUARY 13, 2024 | OKLAHOMA | GAME NOTES

KANSAS COMMUNICATIONS

JAYHAWKS

SOONERS

13-2

2023-24 OVERALL

1-1

2023-24 BIG 12

3/3

RANKING (AP/COACHES)



VS



13-2

2023-24 OVERALL

1-1

2023-24 BIG 12

9/9

RANKING (AP/COACHES)

Bill Self
HEAD COACH

578-134 (.812)
RECORD AT KANSAS, 21ST SEASON

Porter Moser
HEAD COACH

48-35 (.578)
RECORD AT OKLAHOMA, THIRD SEASON

RECORD (13-2, 1-1 -- H: 8-0; A: 1-1; N: 4-1)

KU OPP

Date Rnk Rnk Opponent TV Time/Result

NOVEMBER (6-1)

| | | | | | |
|----|---|----|------------------------|---------|----------|
| 6 | 1 | - | NORTH CAROLINA CENTRAL | B12 NOW | W, 99-56 |
| 10 | 1 | - | MANHATTAN COLLEGE | B12 NOW | W, 99-61 |
| 14 | 1 | 17 | vs. Kentucky# | ESPN | W, 89-84 |
| 20 | 1 | - | vs. Chaminade! | ESPNU | W, 83-56 |
| 21 | 1 | 4 | vs. Marquette! | ESPN | L, 59-73 |
| 22 | 1 | 7 | Tennessee! | ESPN2 | W, 69-60 |
| 28 | 5 | - | EASTERN ILLINOIS | B12 NOW | W, 71-63 |

DECEMBER (6-0)

| | | | | | |
|----|---|---|--------------------|---------|----------|
| 1 | 5 | 4 | UCONN- | ESPN2 | W, 69-65 |
| 5 | 2 | - | KANSAS CITY | B12 NOW | W, 88-69 |
| 9 | 2 | - | MISSOURI | ESPN | W, 73-64 |
| 16 | 2 | - | at Indiana | CBS | W, 75-71 |
| 22 | 2 | - | YALE | B12 NOW | W, 75-60 |
| 30 | 2 | - | vs. Wichita State# | ESPN2 | W, 86-67 |

JANUARY (1-1)

| | | | | | |
|----|---|---|--------------------|---------|------------|
| 6 | 2 | - | TCU* | CBS | W, 83-81 |
| 10 | 3 | - | at UCF* | B12 NOW | L, 60-65 |
| 13 | 3 | 9 | OKLAHOMA* | B12 NOW | 1 p.m. |
| 16 | - | - | at Oklahoma State* | ESPN | 8 p.m. |
| 20 | - | - | at West Virginia* | B12 NOW | 3 p.m. |
| 22 | - | - | CINCINNATI* | ESPN | 8 p.m. |
| 27 | - | - | at Iowa State* | CBS | 12:30 p.m. |
| 30 | - | - | OKLAHOMA STATE* | ESPN | 8 p.m. |

FEBRUARY (0-0)

| | | | | | |
|----|---|---|------------------|---------|--------|
| 3 | - | - | HOUSTON* | ESPN | 3 p.m. |
| 5 | - | - | at Kansas State* | ESPN | 8 p.m. |
| 10 | - | - | BAYLOR* | ESPN | 5 p.m. |
| 12 | - | - | at Texas Tech* | ESPN | 8 p.m. |
| 17 | - | - | at Oklahoma* | ESPN | 3 p.m. |
| 24 | - | - | TEXAS* | ESPN | 5 p.m. |
| 27 | - | - | BYU* | B12 NOW | 7 p.m. |

MARCH (0-0)

| | | | | | |
|-------|---|---|-------------------------|--------|---------|
| 2 | - | - | at Baylor* | ABC | 12 p.m. |
| 5 | - | - | KANSAS STATE* | ESPN/2 | 8 p.m. |
| 9 | - | - | at Houston* | ESPN | 3 p.m. |
| 12-16 | - | - | at Big 12 Championship# | | |

All times Central and subject to change; **Home Games in ALL CAPS and bold**; Rank: Associated Press Top 25 Poll; #State Farm Champions Classic; !Maui Invitational; -Big EAST-Big 12 Battle; #T-Mobile Center, Kansas City, Mo.; *Big 12 Conference game

GAME #9/9 OKLAHOMA AT #3/3 KANSAS

16

Lawrence, Kan. • Allen Fieldhouse (16,300)
Saturday, January 13, 2024 • 1 p.m. (CT)

Big 12 NOW on ESPN+

Play-by-Play: Mark Neely
Analyst: Tim Welsh
Producer: Trevor Hayes
Director: Kevin Shank

JAYHAWK RADIO NETWORK

Radio: Jayhawk Radio Network
Webcast: KUAthletics.com/Radio
Play-by-Play: Brian Hanni
Analyst: Greg Gurley
Producer/Engineer: Steve Kincaid

TIPOFF

- In a battle of Top-10 teams, No. 3 Kansas (13-2, 1-1 Big 12) will host No. 9 Oklahoma (13-2, 1-1) in Big 12 play on Saturday, Jan. 13. The contest from Allen Fieldhouse will tip at 1 p.m. (Central) and will be televised on Big 12 NOW on ESPN+ with Mark Neely and Tim Welsh calling the action.
- Honoring Martin Luther King Jr., Kansas will wear special warm-up shirts to recognize MLK Day on Jan. 15.
- Kansas had its nine-game winning streak snapped with a 65-60 loss at UCF on Jan. 10. Oklahoma had its three-game winning streak end with an 80-71 loss at TCU on Jan. 10.
- This is the final season in the Big 12 for Oklahoma. The KU-OU series dates back to 1920 and the Jayhawks hold a 155-69 advantage against the Sooners, including a 52-7 mark in Allen Fieldhouse. KU has won the last five meetings with OU.
- With the win against TCU on Jan. 6, Kansas has won a mind-boggling 33-straight conference openers dating back to the 1991-92 season, with 14 of those at home in Allen Fieldhouse and 19 on the road. The last time Kansas lost a league opener was at Oklahoma, 88-82, on Jan. 8, 1991.
- KU has been ranked in the Associated Press top 10 in each of the last 48 polls dating back to the 2021-22 preseason poll. The 48 weeks is the longest in the nation for a top-10 team.
- This season, No. 3 Kansas has played No. 4 UConn, No. 5 Tennessee, No. 6 Kentucky and No. 11 Marquette. The Jayhawks will play No. 2 Houston, No. 9 Oklahoma, No. 14 Baylor, No. 18 BYU and No. 25 Texas in Big 12 play.
- Kansas is second in the nation in assists per game at 21.2. KU is also second in the Big 12 and 10th nationally in field goal percentage at 50.7%.
- Senior Hunter Dickinson leads the conference and is fourth in the nation in rebounds per game at 11.9. With 18.9 ppg, which is second in the league, he is the only player in the Big 12 to average a double-double. His nine double-doubles lead the league and are sixth nationally.
- Graduate-senior Kevin McCullar Jr. leads the nation in triple-doubles with two. He also leads the Big 12 in scoring at 19.8 ppg, which is 28th nationally.
- Redshirt-senior G Dajuan Harris Jr. leads the Big 12 in assists per game at 7.1.

SERIES AT A GLANCE (SERIES BREAKDOWN ON P. 43)

| | |
|-----------------------|--------------------------------------|
| OVERALL | KU LEADS 155-69 (52-7 IN AFH) |
| CURRENT STREAK | KANSAS, 5 WINS |
| LAST MEETING | KU, 78-55 (2.11.23, NORMAN) |



| | | |
|------|-------------------|------|
| 78.5 | POINTS PER GAME | 81.0 |
| 50.7 | FG% | 49.5 |
| 36.7 | 3FG% | 35.3 |
| 72.8 | FT% | 76.2 |
| 38.5 | REBOUNDS PER GAME | 38.3 |
| 21.2 | ASSISTS PER GAME | 15.0 |
| 4.3 | BLOCKS PER GAME | 3.8 |
| 7.4 | STEALS PER GAME | 7.0 |
| 66.3 | SCORING DEFENSE | 64.3 |
| 39.1 | FG% DEFENSE | 39.3 |
| 30.9 | 3FG% DEFENSE | 27.9 |
| +6.2 | REBOUND MARGIN | +7.7 |
| 1.6 | AST-TO RATIO | 1.1 |

COMMUNICATIONS

CHRIS THEISEN

Asst. AD for Communications
e theisen@ku.edu
c 785.331.9356

MAX AEBERSOLD

Communications Graduate Assistant
e max.aebersold@ku.edu
c 913.991.2711

LAST GAME STARTERS

| | | | | |
|-----------------------------------|---------------------------------|---------------------------------|---|-------------------------------------|
| | | | | |
| 1 DICKINSON SR • CENTER | 3 HARRIS R-SR • GUARD | 13 JACKSON FR • GUARD | 15 MCCULLAR JR. GR-SR • GUARD | 24 ADAMS JR. JR • FORWARD |
| MIN 31.9 | MIN 35.4 | MIN 23.3 | MIN 34.7 | MIN 32.2 |
| PPG 18.9 | PPG 6.9 | PPG 5.4 | PPG 19.8 | PPG 12.4 |
| FG% 60.7 | FG% 40.7 | FG% 35.2 | FG% 48.5 | FG% 63.7 |
| REB 11.9 | 3FG% 44.1 | FT% 92.0 | REB 6.7 | REB 4.8 |
| BLK 1.1 | AST 7.1 | AST 2.9 | AST 4.5 | AST 3.1 |

NUMERICAL ROSTER

| NO. | NAME | HT. | WT. | POS. | YR. | EXP. | HOMETOWN / HIGH SCHOOL / PREVIOUS SCHOOL |
|-----|--------------------|------|-----|------|--------|------|---|
| 1 | Hunter Dickinson | 7-2 | 260 | C | Sr. | TR | Alexandria, Va. / DeMatha Catholic HS / Michigan |
| 3 | Dajuan Harris Jr. | 6-2 | 170 | G | RS-Sr. | 3L | Columbia, Mo. / Rock Bridge HS |
| 4 | Justin Cross | 6-8 | 200 | F | Jr. | TR | Oak Park, Ill. / Oak Park River Forest HS / John A. Logan College |
| 5 | Chris Carter | 6-4 | 190 | G | RS-Fr. | TR | Indio, Calif. / Shadow Hills HS / Cal State Northridge |
| 10 | Johnny Furphy | 6-9 | 202 | G | Fr. | HS | Melbourne, Australia / Centre of Excellence |
| 11 | Jamari McDowell | 6-4 | 180 | G | Fr. | HS | Houston, Texas / Manvel HS |
| 12 | Wilder Evers | 6-4 | 185 | G | RS-Fr. | HS | Birmingham, Ala. / Oak Mountain HS |
| 13 | Elmarko Jackson | 6-3 | 195 | G | Fr. | HS | Marlton, N.J. / South Kent School [Conn.] |
| 14 | Patrick Cassidy | 6-1 | 185 | G | Jr. | SQ | Columbus, Kan. / Columbus Unified HS |
| 15 | Kevin McCullar Jr. | 6-7 | 212 | G | Gr. | 1L | San Antonio, Texas / Wagner HS / Texas Tech |
| 20 | Michael Jankovich | 6-4 | 190 | G | S-Sr. | 4L | Dallas, Texas / Northfield Mount Hermon [Mass.] |
| 22 | Dillon Wilhite | 6-9 | 240 | F | RS-So. | 1L | San Diego, Calif. / Cathedral Catholic HS |
| 23 | Parker Braun | 6-10 | 235 | F | Gr. | TR | Burlington, Kan. / Blue Valley NW HS / Missouri / Santa Clara |
| 24 | KJ Adams Jr. | 6-7 | 235 | F | Jr. | 2L | Austin, Texas / Westlake HS |
| 25 | Nicolas Timberlake | 6-4 | 200 | G | Gr. | TR | Braintree, Mass. / Kimball Union Academy / Towson |
| 41 | Zach Clemence | 6-11 | 230 | F | Jr. | 2L | San Antonio, Texas / Sunrise Christian Academy [Kan.] |
| | Charlie McCarthy | 6-2 | 195 | G | So. | 1L | Rancho Mirage, Calif. / Shadow Hills HS |

SOCIAL

| TWITTER (X) | INSTAGRAM |
|------------------|-------------------|
| @H_Dickinson24 | hunter.dickinson1 |
| @DajuanH10 | dajuanharr1s |
| @JCross_4 | justin.cross4 |
| | chr.2 |
| @FurphyJohnny | johnnyfurphy |
| @jamari_mcdowell | _jammarii |
| @EversWilder | wilderevers |
| | elmarkojackson |
| @patrickcassidy | patrickcassidy14 |
| @Kevin_McCullar | kevinmccullarjr |
| @michael_jank | mjankovich |
| @dillonwilhite | dillon.wilhite |
| | kxadams |
| @kj_axt | ntimberlake25 |
| @NickJTimberlake | @zachery_clemence |
| @BIGZTEXAS | chmac.32 |

ALPHABETICAL ROSTER

| NO. | NAME | POS. | HT. | WT. | YR. | EXP. | HOMETOWN / HIGH SCHOOL / PREVIOUS SCHOOL |
|-----|--------------------|------|-----|-----|--------|------|---|
| 24 | KJ Adams Jr. | 6-7 | 235 | F | Jr. | 2L | Austin, Texas / Westlake HS |
| 23 | Parker Braun | 6-10 | 235 | F | Gr. | TR | Burlington, Kan. / Blue Valley NW HS / Missouri / Santa Clara |
| 5 | Chris Carter | 6-4 | 190 | G | RS-Fr. | TR | Indio, Calif. / Shadow Hills HS / Cal State Northridge |
| 14 | Patrick Cassidy | 6-1 | 185 | G | Jr. | SQ | Columbus, Kan. / Columbus Unified HS |
| 41 | Zach Clemence | 6-11 | 230 | F | Jr. | 2L | San Antonio, Texas / Sunrise Christian Academy [Kan.] |
| 4 | Justin Cross | 6-8 | 200 | F | Jr. | TR | Oak Park, Ill. / Oak Park River Forest HS / John A. Logan College |
| 1 | Hunter Dickinson | 7-2 | 260 | C | Sr. | TR | Alexandria, Va. / DeMatha Catholic HS / Michigan |
| 12 | Wilder Evers | 6-4 | 185 | G | RS-Fr. | HS | Birmingham, Ala. / Oak Mountain HS |
| 10 | Johnny Furphy | 6-9 | 202 | G | Fr. | HS | Melbourne, Australia / Centre of Excellence |
| 3 | Dajuan Harris Jr. | 6-2 | 170 | G | RS-Sr. | 3L | Columbia, Mo. / Rock Bridge HS |
| 13 | Elmarko Jackson | 6-3 | 195 | G | Fr. | HS | Marlton, N.J. / South Kent School [Conn.] |
| 20 | Michael Jankovich | 6-4 | 190 | G | S-Sr. | 4L | Dallas, Texas / Northfield Mount Hermon [Mass.] |
| | Charlie McCarthy | 6-2 | 195 | G | So. | 1L | Rancho Mirage, Calif. / Shadow Hills HS |
| 15 | Kevin McCullar Jr. | 6-7 | 212 | G | Gr. | 1L | San Antonio, Texas / Wagner HS / Texas Tech |
| 11 | Jamari McDowell | 6-4 | 180 | G | Fr. | HS | Houston, Texas / Manvel HS |
| 25 | Nicolas Timberlake | 6-4 | 200 | G | Gr. | TR | Braintree, Mass. / Kimball Union Academy / Towson |
| 22 | Dillon Wilhite | 6-9 | 240 | F | RS-So. | 1L | San Diego, Calif. / Cathedral Catholic HS |

COACHING STAFF

| NAME | POSITION // YEAR AT KU |
|-------------------|---------------------------------------|
| Bill Self | Head Coach // 21st |
| Kurtis Townsend | Assistant Coach // 20th |
| Norm Roberts | Assistant Coach // 13th |
| Jeremy Case | Assistant Coach // 9th |
| Fred Quartlebaum | Dir. of Basketball Operations // 11th |
| Brennan Bechard | Dir. of Scouting // 13th |
| Joe Dooley | Dir. of S-A Development // 12th |
| Dr. Ramsey Nijem | Dr. of Sport Performance // 5th |
| Brady Morningstar | Video Coordinator // 3rd |
| Doc Sadler | Senior Advisor // 2nd |

| ALMA MATER // YEAR |
|---------------------------|
| Oklahoma State // 1985 |
| Western Kentucky // 1982 |
| Queens College // 1987 |
| Kansas // 2007 |
| Fordham // 1989 |
| Kansas // 2009 |
| George Washington // 1988 |
| UC Santa Barbara // 2012 |
| Kansas // 2011 |
| Arkansas // 1982 |

PRONUNCIATIONS

| | |
|------------------------|---------------|
| Parker BRAUN..... | Brown |
| Wilder EVERS..... | EE-vers |
| Michael JANKOVICH..... | JANK-oh-vitch |
| Dillon WILHITE..... | WILL Height |

ABOUT KANSAS

No. 3 Kansas (13-2, 1-1 Big 12) is coming off a 65-60 loss at UCF on Jan. 10, which ended a KU nine-game winning streak. The Jayhawks are 8-0 at home this season and have a 13-game home-court winning streak. Kansas enters Saturday's matchup averaging 78.5 points per game with a plus-12.2 scoring margin. The Jayhawks pull down 38.5 rebounds per outing with a plus-6.2 rebound margin. Kansas is second in the nation in assists per game at 21.2. KU is second in the Big 12 and 10th nationally in field goal percentage (50.7%). KU also averages 7.4 steals and 4.3 blocked shots per contest.

Named to the Wooden Award Midseason Top 25, graduate G Kevin McCullar Jr. leads the Big 12 in scoring at 19.8 points per game, which is 28th nationally. His two triple-doubles are the most amongst the NCAA. McCullar also leads KU with 23 steals and 24 three-point field goals made. His 6.7 rebounds per game are second on the team and he ranks in eight Big 12 statistical categories.

Also a Wooden Award Midseason Top 25 selection, senior C Hunter Dickinson leads the Big 12 and is fourth nationally in rebounds per game at 11.9. His nine double-doubles leads the Big 12 and are sixth nationally. A five-time Big 12 weekly award honoree this season, including Jan. 8 Big 12 Player and Newcomer of the Week, Dickinson is the only player in the Big 12 averaging a double-double. He also leads KU with 17 blocked shots and has 20 steals.

Junior F KJ Adams Jr. is averaging 14.0 points in his last two games, including his first career double-double of the season with a season-high-tying 18 points and career-high-tying 11 rebounds versus TCU on Jan. 6. Adams is second in the Big 12 and 13th nationally in field goal percentage at 63.7%. Adams is averaging 12.4 points and 4.8 rebounds for the season and has 46 assists.

Redshirt-senior G Dajuan Harris Jr. leads the Big 12 with 7.1 assists per game, which is sixth nationally. Harris averages 6.9 points per contest and has 18 steals. Freshman G Elmarko Jackson (5.4 ppg, 43 assists) had a career-high 12 points against Wichita State on Dec. 30 and rounds out the KU starters.

Other KU regulars include freshman G Johnny Furphy (5.6 ppg, 15 3FGs), graduate-senior G Nicolas Timberlake (3.9 ppg, 11 3FGs), graduate-senior F Parker Braun (3.1 ppg, 13 blocked shots) and freshman G Jamari McDowell (2.1 ppg).

Kansas opened the 2023-24 season with a 99-56 win against North Carolina Central on Nov. 6, in Allen Fieldhouse. The game was part of the McLendon Classic honoring Kansas grad and two-time Naismith Memorial Basketball Hall of Fame coach John McLendon.

ABOUT OKLAHOMA

Located in Norman, Oklahoma, OU is 13-2 and 1-1 in the Big 12 after its 80-71 loss at TCU on Jan. 10. The Sooners are coached by Porter Moser who is 48-35 in his third season at Oklahoma and 337-277 in his 20th season overall.

Oklahoma is 0-1 in true road games and 3-2 in games not played in Loyd Noble Center. The Sooners average 81.0 points per game with a plus-16.7 scoring margin. OU pulls down 38.3 rebounds per outing with a plus-7.7 rebound margin. The Sooners make 8.1 threes per game and also average 15.0 assists, 7.0 steals and 3.8 blocked shots per game.

Junior G Javian McCollum leads OU with a 14.9 scoring average. He has made a team-high 37 threes and has 60 assists through 15 games. Sophomore G Otega Oweh is next in scoring at 14.3 points per contest and he has a team-high 28 steals. Oweh pulls down 3.9 rebounds per game and has made 14 threes. Junior F Jalon Moore (9.3 ppg, 5.3 rpg, team-high 14 blocked shots), Sophomore G Milos Uzan (8.8 ppg, 3.9 rpg, team-high 68 assists and 21 steals) and senior F Sam Godwin (8.2 ppg, team-high 5.8 rpg, 13 blocked shots) round out the OU starters. Other key contributors include

redshirt-junior F/C John Hugley IV (9.5 ppg, 4.7 rpg), senior G Le'Tre Darthard (7.2 ppg, 24 threes), and senior G Rivaldo Soares (6.2 ppg, 4.9 rpg).

THE KANSAS-OKLAHOMA SERIES

The series between Kansas and Oklahoma dates back to 1920 when both schools were members of the Missouri Valley Intercollegiate Athletic Association and Kansas leads, 155-69. KU has won five straight, eight of the last nine and nine of the last 11 meetings since 2019. Kansas is 79-16 against Oklahoma in Lawrence meetings, including 52-7 in Allen Fieldhouse.

Since the inception of the Big 12 Conference, Kansas is 33-10 against Oklahoma; 29-8 in regular-season play and 3-2 in the Big 12 Championship. Bill Self is 27-8 all-time versus Oklahoma, including 27-6 while at KU. Porter Moser is 0-3 against Kansas.

There have been many memorable KU-OU battles:

--The 1988 NCAA Championship at Kemper Arena in Kansas City, Missouri, won by Kansas, 83-79. It was the 50th NCAA Final Four and the score was 50-50 at halftime.

--The No. 1 vs. No. 2 match-up, a triple overtime thriller in 2016 won by Kansas, 109-106.

A KANSAS WIN WOULD...

Make Kansas 14-2 or better for the third-straight season ... Make Kansas 2-1 or better in Big 12 play 20th time in Bill Self's 21 seasons at Kansas ... Give Kansas 14-straight wins in Allen Fieldhouse, including 9-0 this season ... Make KU 849-117 all-time in Allen Fieldhouse, including 308-17 under Bill Self ... Make Bill Self 579-134 while at Kansas, 786-239 overall and 28-8 versus Oklahoma (28-6 while at Kansas) ... Make Kansas 2,384-887 all-time.

A KANSAS LOSS WOULD...

Make Kansas 13-3 on the season ... Give Kansas consecutive losses for the first time this season (KU lost three straight league games last season) ... Make KU 1-2 in Big 12 play for only the second time in the Bill Self era (2005-06) ... End a Kansas 13-game home court winning streak ... Make Kansas 8-1 in Allen Fieldhouse this season and 848-118 all-time in the venue, including 307-18 under Bill Self ... Make Bill Self 578-135 while at Kansas, 785-239 overall and 27-9 against Oklahoma (27-7 while at KU) ... Make Kansas 2,383-888 all-time.

UCF LEFTOVERS

- Kansas fell to 13-2 on the season and 1-1 in Big 12 play.
- The loss ended Kansas' nine-game winning streak.
- Kansas is 1-1 in Big 12 play for the first time since 2021-22 season.
- Kansas is 1-1 in true road games this season and 5-2 in games not played in Allen Fieldhouse.
- Kansas dished out 20 assists on 24 made baskets.
- Kansas shot 68.0 percent (17-of-25) from the field in the first half. That is the highest shooting percentage by Kansas in the first half of a conference game since shooting 70.0 percent (14-of-20) on Jan. 29, 2018 at Kansas State.
- Kansas had its winning streak of 61-straight games when outrebounding its opponent snapped.
- Kansas dropped its first game of the season when leading at halftime and is now 9-1 on the year.
- Graduate-senior guard Kevin McCullar Jr. had a team-high 16 points, six rebounds and five assists. McCullar has scored in double-digits in all 15 games this season and 17 consecutive contests dating back to last season.
- Senior center Hunter Dickinson finished with 12 points and four rebounds in 28 minutes. With 12 points, Dickinson reached 1,900 points for his career.
- Junior forward KJ Adams Jr. contributed 10 points, seven rebounds and two assists in 38 minutes. Adams scored his 600th career point in the first half.
- Redshirt-senior guard Dajuan Harris Jr. posted a team-high eight assists to bring his career total to 561.
- Freshman guard Johnny Furphy added nine points and four rebounds in 17 minutes off the bench.

QUICK FACTS**GENERAL INFORMATION**

| | |
|---|--|
| Location | Lawrence, Kan. |
| Enrollment | 29,355 |
| Founded | 1866 |
| Nickname | Jayhawks |
| School Colors | Crimson (Pantone 186) and Blue (Pantone 293) |
| Conference | Big 12 |
| Chancellor | Douglas A. Girod |
| Athletics Director | Travis Goff |
| Deputy Athletics Director (MBB) | Sean Lester |
| Athletics Website | www.KUathletics.com |
| Ticket Office Phone | 1.800.34.HAWKS (42957) |

HISTORY

| | |
|--|------------------|
| Seasons of Basketball | 126th in 2023-24 |
| First Season | 1888-89 |
| All-Time Record | 2,383-887 |
| Conference Regular-Season Titles (last) | 63 (2023) |
| Conference Postseason Tourn. Titles (last) | .16 (2022) |
| NCAA Tournament Appearances (last) | 50 (2023) |
| NCAA Tournament Record | .112-49 |
| NCAA Final Four Appearances (last) | .15 (2022) |
| NIT Appearances (last) | 2 (1969) |

ALLEN FIELDHOUSE

| | |
|----------------------------------|----------------------------|
| Year Opened (Seasons) | 1955 (65th season) |
| Capacity | 16,300 |
| Consecutive Sellouts | .360 games (Since 2001-02) |
| All-Time Record | 848-117 |
| Record under Bill Self | 307-17 |

COACHING STAFF

| | |
|---------------------------|------------------------------------|
| Head Coach | Bill Self (Oklahoma State, '85) |
| Record at KU | .578-134 (21st season) |
| Overall Record | 785-239 (31st season) |
| Assistant Coach | Kurtis Townsend (W. Kentucky, '82) |
| | 20th season |
| Assistant Coach | Norm Roberts (Queens College, '87) |
| | 13th season |
| Assistant Coach | Jeremy Case (Kansas, '07) |
| | 10th season |

2022-23 REVIEW

| | |
|---|------------|
| Overall Record | 28-8 |
| Big 12 Record (Finish) | 13-5 (1st) |
| Home Record | 15-1 |
| Road Record | 7-4 |
| Neutral Record | 6-3 |
| Big 12 Championship | 2-1 |
| NCAA Tournament | 1-1 |
| Associated Press Poll Ranking (final) | 4 |
| USA TODAY Coaches' Poll Ranking (final) | 11 |

2023-24 TEAM INFORMATION

| | |
|--|-------|
| Letterwinners Returning / Lost | 8 / 9 |
| Starters Returning / Lost | 3 / 2 |
| Newcomers | 9 |

COMMUNICATIONS

| | |
|-------------------------|--|
| Daniel Berk | Associate AD - Public Relations and Strategic Communications |
| Phone | 785.312.2159 |
| Email | dberk@ku.edu |
| Chris Theisen | Assistant AD Communications (MBB) |
| Phone | 785.331.9356 |
| Email | theisen@ku.edu |
| Max Aebersold | Communications Graduate Assistant (MBB) |
| Phone | 913.991.2711 |
| Email | max.aebersold@ku.edu |
| Hope Brown | Social Media Manager (MBB) |
| Phone | 785.393.9526 |
| Email | hopebrown@ku.edu |

Mailing Address Kansas Athletics Communications
1651 Naismith Drive, Parrott 1400
Lawrence, KS 66045-4069

Main Office Phone 785.864.3417
Twitter/Instagram @KUHoops
Facebook /KansasBasketball
Hashtags #KUBall #RockChalk #PayHeed

2023-24 ACCOLADES

TEAM

Preseason No. 1 in Associated Press Poll
 Preseason No. 1 in USA TODAY Coaches Poll
 Preseason No. 1 in Big 12 Conference Coaches' Poll

HUNTER DICKINSON

Wooden Award Midseason Top 25
 Big 12 Player of the Week (1.8.24)
 Big 12 Newcomer of the Week (1.8.24)
 Maui Invitational All-Tournament Team
 Oscar Robertson National Player of the Week (11.21.23)
 Big 12 Player of the Week (11.20.23)
 Big 12 Newcomer of the Week (11.20.23)
 Wooden Award Preseason Top 50
 Big 12 Newcomer of the Week (11.13.23)
 Sporting News Preseason All-America Second Team
 Naismith Trophy Preseason Watch List (1 of 50)
 Preseason NABC Division I Player of the Year (1 of 20)
 Kareem Abdul Jabbar Center Award Watch List (1 of 20)
 Associated Press Preseason All-America
 CBS Sports Preseason All-America
 FOX Sports Preseason All-America
 Preseason Big 12 Player of the Year
 Preseason Big 12 Newcomer of the Year
 Preseason All-Big 12 First Team

JOHNNY FURPHY

Julius Erving Small Forward Award Watch List (1 of 20)

DAJUAN HARRIS JR.

Wooden Award Preseason Top 50
 Naismith Trophy Preseason Watch List (1 of 50)
 Bob Cousy Point Guard of the Year Award Watch List (1 of 20)
 Preseason All-Big 12 First Team

KEVIN MCCULLAR JR.

Wooden Award Midseason Top 25
 Oscar Robertson National Player of the Week (11.28.23)
 Big 12 Player of the Week (11.27.23)
 Wooden Award Preseason Top 50
 Naismith Trophy Preseason Watch List (1 of 50)
 Jerry West Shooting Guard of the Year Award Watch List (1 of 20)
 Preseason All-Big 12 Honorable Mention

2023-24 Big 12 Preseason Poll

Place. Team (first-place votes) - points

1. KANSAS (12) - 168
2. Houston (2) - 153
3. Texas - 143
4. Baylor - 137
5. TCU - 113
6. Kansas State - 106
7. Iowa State - 95
8. Texas Tech - 80
9. West Virginia - 70
10. Oklahoma State - 57
11. Cincinnati - 55
12. Oklahoma - 54
13. BYU - 29
14. UCF - 14

ASSOCIATED PRESS (AP)

JAN. 8, 2024

| RANK | SCHOOL (FIRST PLACE VOTES) | RECORD | POINTS |
|------|----------------------------|-------------|-------------|
| 1 | Purdue (54) | 14-1 | 1566 |
| 2 | Houston (7) | 14-0 | 1486 |
| 3 | KANSAS (2) | 13-1 | 1481 |
| 4 | UConn | 13-2 | 1335 |
| 5 | Tennessee | 11-3 | 1291 |
| 6 | Kentucky | 11-2 | 1253 |
| 7 | North Carolina | 11-3 | 1213 |
| 8 | Arizona | 12-3 | 1107 |
| 9 | Oklahoma | 13-1 | 1023 |
| 10 | Illinois | 11-3 | 924 |
| 11 | Marquette | 11-4 | 869 |
| | Duke | 11-3 | 869 |
| 13 | Memphis | 13-2 | 843 |
| 14 | Baylor | 12-2 | 787 |
| 15 | Wisconsin | 11-3 | 663 |
| 16 | Auburn | 12-2 | 559 |
| 17 | Colorado State | 13-2 | 436 |
| 18 | BYU | 12-2 | 426 |
| 19 | San Diego State | 13-2 | 386 |
| 20 | Utah State | 14-1 | 241 |
| 21 | Clemson | 11-3 | 219 |
| 22 | Creighton | 11-4 | 187 |
| 23 | Gonzaga | 11-4 | 185 |
| 24 | Florida Atlantic | 11-4 | 165 |
| 25 | Texas | 11-3 | 148 |

OTHERS RECEIVING VOTES: Dayton 126, Ole Miss 125, James Madison 98, Cincinnati 79, Nevada 77, Texas Tech 62, Wake Forest 38, Grand Canyon 35, Seton Hall 34, South Carolina 29, Miami 27, St. John's 18, Iowa State 16, Colorado 8, Alabama 7, NC State 7, Michigan State 7, Providence 6, Oregon 4, TCU 3, Northwestern 3, Utah 2, Princeton 2

WEEK-BY-WEEK RANKINGS

| WEEK | AP | COACHES | NCAA NET |
|-----------|--------|---------|----------|
| Preseason | 1 (46) | 1 (23) | - |
| Nov. 13 | 1 (51) | 1 (25) | - |
| Nov. 20 | 1 (52) | 1 (25) | - |
| Nov. 27 | 5 | 6 | - |
| Dec. 4 | 2 (1) | 3 (1) | 16 |
| Dec. 11 | 2 | 2 (1) | 14 |
| Dec. 18 | 2 (6) | 2 (3) | 13 |
| Dec. 25 | 2 (5) | 2 (1) | 15 |
| Jan. 1 | 2 (5) | no poll | 11 |
| Jan. 8 | 3 (2) | 3 (1) | 11 |

() - First place votes in parenthesis

USA TODAY (COACHES)

JAN. 8, 2024

| RANK | SCHOOL (FIRST PLACE VOTES) | RECORD | POINTS |
|------|----------------------------|--------|--------|
| 1 | Purdue (21) | 14-1 | 788 |
| 2 | Houston (10) | 14-0 | 762 |
| 3 | Kansas (1) | 13-1 | 754 |
| 4 | UConn | 13-2 | 685 |
| 5 | Tennessee | 11-3 | 661 |
| 6 | Kentucky | 11-2 | 628 |
| 7 | North Carolina | 11-3 | 592 |
| 8 | Arizona | 12-3 | 556 |
| 9 | Oklahoma | 13-1 | 490 |
| 10 | Illinois | 11-3 | 455 |
| 11 | Duke | 11-3 | 446 |
| 12 | Marquette | 11-4 | 428 |
| 13 | Memphis | 13-2 | 410 |
| 14 | Baylor | 12-2 | 378 |
| 15 | Wisconsin | 11-3 | 341 |
| 16 | Auburn | 12-2 | 301 |
| 17 | BYU | 12-2 | 251 |
| 18 | Colorado State | 13-2 | 221 |
| 19 | San Diego State | 13-2 | 198 |
| 20 | Creighton | 11-4 | 147 |
| 21 | Gonzaga | 11-4 | 146 |
| 22 | Clemson | 11-3 | 133 |
| 23 | Utah State | 14-1 | 77 |
| | Ole Miss | 13-1 | 77 |
| 25 | Florida Atlantic | 11-4 | 58 |

OTHERS RECEIVING VOTES: Texas 55, Nevada 45, Cincinnati 36, Dayton 33, Iowa State 33, James Madison 32, Grand Canyon 30, Miami 24, TCU 23, Wake Forest 21, Texas Tech 18, Ohio State 12, Seton Hall 11, Alabama 9, St. John's 8, Providence 7, Michigan State 7, Indiana State 5, South Carolina 3, Princeton 2, Villanova 1, New Mexico 1, Northwestern 1

RANKINGS BREAKDOWN

| | AP | COACHES |
|-------------------------------------|------------------|-------------|
| Weeks in Top 25 | 848 (363) | 622 (378) |
| Weeks in Top 10 | 628 (284) | 498 (295) |
| Weeks in Top 5 | 386 (181) | 335 (189) |
| Weeks at No. 1 | 77 (37) | 69 (38) |
| Current Consecutive Weeks in Top 25 | 48 (48) | 46 (46) |
| Most Consecutive Weeks in Top 25 | 231* (231*) | 238* (238*) |
| Most Consecutive Weeks at No. 1 | 15 (9) | 15 (9) |
| W-L vs Top 25 | 255-210 (124-66) | - |
| Home vs Top 25 | 105-51 (59-10) | - |
| Away vs Top 25 | 56-84 (27-29) | - |
| Neutral vs Top 25 | 93-75 (37-27) | - |
| W-L vs Top 10 | 110-116 (50-29) | - |
| Home vs Top 10 | 41-33 (21-4) | - |
| Away vs Top 10 | 22-39 (11-10) | - |
| Neutral vs Top 10 | 47-44 (18-15) | - |

() - Bill Self era in parenthesis
 * Longest in the NCAA DI history

2023-24 BIG 12 STANDINGS (Through games of 1.10.24)

| Team | BIG 12 | | | | | OVERALL | | | | | |
|----------------|------------|-------------|------------|------------|-----------|-------------|-------------|------------|------------|------------|-----------|
| | Record | Pct | Home | Away | Streak | Record | Pct | Home | Away | Neutral | Streak |
| Baylor | 2-0 | 1.000 | 1-0 | 1-0 | W2 | 13-2 | .867 | 9-0 | 1-0 | 3-2 | W4 |
| Texas Tech | 2-0 | 1.000 | 1-0 | 1-0 | W2 | 13-2 | .867 | 9-0 | 1-1 | 3-1 | W8 |
| Kansas State | 2-0 | 1.000 | 1-0 | 1-0 | W2 | 12-3 | .800 | 9-1 | 2-0 | 1-2 | W4 |
| Houston | 1-1 | .500 | 1-0 | 0-1 | L1 | 14-1 | .933 | 9-0 | 1-1 | 4-0 | L1 |
| KANSAS | 1-1 | .500 | 1-0 | 0-1 | L1 | 13-2 | .867 | 8-0 | 1-1 | 4-1 | L1 |
| Oklahoma | 1-1 | .500 | 1-0 | 0-1 | L1 | 13-2 | .867 | 10-0 | 0-1 | 3-1 | L1 |
| Cincinnati | 1-1 | .500 | 0-1 | 1-0 | L1 | 12-3 | .800 | 10-1 | 2-1 | 0-1 | L1 |
| Iowa State | 1-1 | .500 | 1-0 | 0-1 | W1 | 12-3 | .800 | 10-0 | 1-1 | 1-2 | W1 |
| TCU | 1-1 | .500 | 1-0 | 0-1 | W1 | 12-3 | .800 | 8-0 | 2-1 | 2-2 | W1 |
| Texas | 1-1 | .500 | 0-1 | 1-0 | W1 | 12-3 | .800 | 9-1 | 1-1 | 2-1 | W1 |
| UCF | 1-1 | .500 | 1-0 | 0-1 | W1 | 10-4 | .714 | 8-2 | 0-2 | 2-0 | W1 |
| BYU | 0-2 | .000 | 0-1 | 0-1 | L2 | 12-3 | .800 | 10-1 | 0-2 | 2-0 | L2 |
| Oklahoma State | 0-2 | .000 | 0-1 | 0-1 | L2 | 8-7 | .533 | 7-3 | 0-2 | 1-2 | L2 |
| West Virginia | 0-2 | .000 | 0-1 | 0-1 | L2 | 5-10 | .333 | 5-5 | 0-1 | 0-4 | L3 |

DICKINSON & MCCULLAR NAMED WOODEN TOP 25

The Kansas duo of Hunter Dickinson and Kevin McCullar Jr. have been named to the Wooden Award Midseason Top 25 Watch List, the Los Angeles Athletic Club announced Jan. 10. Kansas is one of three schools with multiple players on the list.

Chosen by a poll of national college basketball experts based on their performances during the 2022-23 season thus far, the list is comprised of 25 student-athletes who are front-runners for the Wooden Award. Dickinson and McCullar are aiming to become the third Jayhawk to win the Wooden Award, joining Danny Manning (1988) and Frank Mason III (2017).

The players on the list are considered strong candidates for the 2024 John R. Wooden Award Men's Player of the Year. Players not chosen to the preseason or midseason list are still eligible for the Wooden Award™ National Ballot. The National Ballot consists of 15 top players who have proven to their universities that they meet or exceed the qualifications of the Wooden Award. Nearly 1,000 voters will rank in order 10 of those 15 players when voting opens prior to the NCAA Tournament and will allow voters to take into consideration performance during early round games. The Wooden Award All American Team™ will be announced the week of the "Elite Eight" round of the NCAA Tournament. The winner of the 2024 John R. Wooden Award will be presented by Principal following the NCAA Tournament in April.

DICKINSON NAMED BIG 12 PLAYER & NEWCOMER OF THE WEEK

For the second time this season, Kansas center Hunter Dickinson swept both the Big 12 Men's Basketball Player and Newcomer of the Week honors after leading the Jayhawks to an 83-81 victory against TCU in the conference opener on Jan. 6. He was awarded the honors on Jan. 8.

Dickinson also swept the honor, voted on by a media panel that covers the league, on Nov. 20, 2023. Prior to the Nov. 20 selection, Dickinson was the first Big 12 player to win both awards since Iowa State's Izaiah Brockington on Dec. 27, 2021.

After making two free throws with 57 seconds on the clock to tie the game at 79-79, Dickinson made a layup with 3.4 seconds remaining to give KU the victory. For the game, the general studies major from Alexandria, Virginia, recorded his Big 12-best ninth double-double of the season with 30 points on 13-of-20 (65.0 percent) shooting and 11 rebounds. Dickinson has grabbed at least 10 rebounds in six-straight games and the double-double was the 40th of his career. The six-game stretch of double-digit rebounds is the longest of his career. Dickinson's eight offensive rebounds against TCU were a season high by a Jayhawk and the most since David McCormack grabbed 10 offensive rebounds on Jan. 15, 2022 vs. West Virginia. The 30-point effort was Dickinson's second game of the season with 30-plus points (31, Nov. 20, 2023 vs. Chaminade) and the fifth of his career.

A five-time Big 12 weekly award honoree this season, Dickinson is the only player in the Big 12 averaging a double-double at 20.1 ppg and 12.4 rpg.

TOP SCORING DUO

Graduate-senior Kevin McCullar Jr. (19.8 ppg) and senior Hunter Dickinson (18.9) are currently the highest scoring duo in the Bill Self era and the second highest KU duo in the Big 12 era.

Top Scoring Duo by Average in the Big 12 Era (38.0+)

| Season | School | Total | Players (Ppg) |
|----------------|---------------|-------------|--|
| 2007-08 | Kansas State | 42.3 | Michael Beasley (26.2), Henry Walker (16.1) |
| 1996-97 | Texas Tech | 41.8 | Cory Carr (23.1) Tony Battie (18.8) |
| 2006-07 | Texas | 41.3 | Kevin Durant (25.8) A.J. Abrams (15.5) |
| 1997-98 | KANSAS | 40.2 | Paul Pierce (20.4) Raef LaFrentz (19.8) |
| 2017-18 | Oklahoma | 39.2 | Trae Young (27.4) Christian James (11.9) |
| 2023-24 | KANSAS | 38.7 | Kevin McCullar Jr. (19.8) Hunter Dickinson (18.9) |
| 1997-98 | Texas Tech | 38.7 | Cory Carr (23.3) Rayford Young (15.4) |
| 1996-97 | Oklahoma | 38.0 | Nate Erdmann (20.5) Corey Brewer (17.5) |
| 2015-16 | Oklahoma | 38.0 | Buddy Hield (25.0) Jordan Woodard (13.0) |

Top Scoring Duo by Average in the Bill Self Era (Top 11)

| Season | Total | Players (Ppg) |
|----------------|-------------|---|
| 2023-24 | 38.7 | Kevin McCullar Jr. (20.1), Hunter Dickinson (19.4) |
| 2016-17 | 37.2 | Frank Mason III (20.9), Josh Jackson (16.3) |
| 2004-05 | 34.7 | Wayne Simien (20.3), Keith Langford (14.4) |
| 2011-12 | 34.3 | Thomas Robinson (17.7), Tyshawn Taylor (16.6) |
| 2022-23 | 34.2 | Jalen Wilson (20.1), Grady Dick (14.1) |
| 2008-09 | 33.8 | Sherron Collins (18.9), Cole Adrich (14.9) |
| 2018-19 | 33.5 | Dedric Lawson (19.4), Lagerald Vick (14.1) |
| 2003-04 | 33.3 | Wayne Simien (17.8), Keith Langford (15.5) |
| 2021-22 | 32.9 | Ochai Agbaji (18.8), Christian Braun (14.1) |
| 2017-18 | 31.9 | Devonte' Graham (17.3), Svi Mykhailiuk (14.6) |
| 2019-20 | 31.8 | Devon Dotson (18.1), Udoka Azubuike (13.1) |

UPCOMING CAREER MILESTONES

| | |
|--------------------|---|
| KJ Adams Jr. | 604 points...96 from 700 48 blocked shots...two from 50 |
| Parker Braun | 616 points...84 from 700 |
| Hunter Dickinson | 1,900 points...100 from 2,000 965 rebounds...35 from 1,000 |
| Dajuan Harris Jr. | 710 points...90 from 800 561 assists...39 from 600 |
| Kevin McCullar Jr. | 1,337 points...63 from 1,400 201 steals...99 from 300 299 assists...one from 300 |
| Nicolas Timberlake | 1,580 points...20 from 1,600 491 rebounds...nine from 500 244 3FGs...six from 250 |

When Dickinson reached 1,800 points and 900 rebounds he became just the second active player in NCAA Division I to reach the milestones - Armando Bacot (UNC) - 2,026 points, 1,496 rebounds.



NCAA TOP-150

BIG 12

2023-24 STAT RANKINGS

Through games of 1.11.24

| | STAT | NCAA | BIG 12 |
|-------------------------|-------|------|--------|
| W-L% | 86.7 | 14 | 2 |
| SCORING | 78.5 | 88 | 8 |
| SCORING DEFENSE | 66.3 | 71 | 9 |
| SCORING MARGIN | +12.2 | 43 | 9 |
| REBOUNDS PER GAME | 38.5 | 85 | 7 |
| REBOUNDING MARGIN | +6.2 | 49 | 8 |
| ASSISTS | 21.2 | 2 | 2 |
| ASSIST-TO RATIO | 1.6 | 14 | 3 |
| TURNOVER MARGIN | -0.8 | -- | 11 |
| STEALS | 7.4 | 119 | 5 |
| BLOCKED SHOTS | 4.3 | 84 | 6 |
| FIELD GOAL PCT. | 50.7 | 10 | 2 |
| FIELD GOAL PCT. DEFENSE | 39.1 | 21 | 3 |
| 3-POINT FGS MADE | 6.6 | -- | 12 |
| 3-POINT FIELD GOAL PCT. | 36.7 | 61 | 4 |
| 3FG% DEFENSE | 30.9 | 82 | 5 |
| FREE THROW PCT. | 72.8 | 111 | 8 |

INDIVIDUAL (ALL GAMES)

SCORING

| | | | |
|--------------------|------|----|---|
| Kevin McCullar Jr. | 19.8 | 28 | 1 |
| Hunter Dickinson | 18.9 | 47 | 2 |

REBOUNDING

| | | | |
|--------------------|------|----|---|
| Hunter Dickinson | 11.9 | 4 | 1 |
| Kevin McCullar Jr. | 6.7 | -- | 9 |

FIELD GOAL PERCENTAGE (MIN. 5.0 FGM/G)

| | | | |
|--------------------|------|----|---|
| KJ Adams Jr. | 63.7 | 13 | 1 |
| Hunter Dickinson | 60.7 | 27 | 3 |
| Kevin McCullar Jr. | 48.5 | -- | 7 |

3-POINT FG PERCENTAGE (MIN. 2.5 FGM/G)

| | | | |
|----|--|--|--|
| -- | | | |
|----|--|--|--|

3-POINT FIELD GOALS MADE

| | | | |
|----|--|--|--|
| -- | | | |
|----|--|--|--|

FREE THROW PERCENTAGE (MIN. 2.5 FTM/G)

| | | | |
|--------------------|------|-----|---|
| Kevin McCullar Jr. | 83.5 | 135 | 8 |
|--------------------|------|-----|---|

ASSISTS

| | | | |
|--------------------|-----|----|----|
| Dajuan Harris Jr. | 7.1 | 6 | 1 |
| Kevin McCullar Jr. | 4.5 | 97 | 7 |
| KJ Adams Jr. | 3.1 | -- | 23 |

STEALS

| | | | |
|--------------------|-----|----|----|
| Kevin McCullar Jr. | 1.5 | -- | 11 |
|--------------------|-----|----|----|

BLOCKED SHOTS

| | | | |
|------------------|-----|----|----|
| Hunter Dickinson | 1.1 | -- | 12 |
| Parker Braun | 0.9 | -- | 19 |

ASSIST-TO-TURNOVER RATIO (MIN. 3 AST/G AVG)

| | | | |
|--------------------|-----|----|----|
| Dajuan Harris Jr. | 2.6 | 59 | 4 |
| KJ Adams Jr. | 1.7 | -- | 17 |
| Kevin McCullar Jr. | 1.7 | -- | 18 |

DOUBLE-DOUBLES

| | | | |
|--------------------|---|----|----|
| Hunter Dickinson | 9 | 6 | 1 |
| Kevin McCullar Jr. | 2 | -- | 8 |
| KJ Adams Jr. | 1 | -- | 18 |

TRIPLE-DOUBLES

| | | | |
|--------------------|---|---|---|
| Kevin McCullar Jr. | 2 | 1 | 1 |
|--------------------|---|---|---|

KU BY THE NUMBERS

| | |
|--------------|--|
| 13 | Consecutive league regular-season titles - 2005-06-07-08-09-10-11-12-13-14-15-16-17, a KU record and tied for the longest in NCAA history. |
| 15 | 30+ win seasons |
| 18 | Streaks of 10 or more consecutive wins in the Bill Self era, including two in 2022-23. Eight of those have been 15+ win streaks. |
| 20 | Big 12 Conference regular-season championships for KU in the league's 27-year existence. Includes 2022-23 |
| 20 | Undefeated home seasons at Allen Fieldhouse, including 2007-08, 2008-09, 2009-10, 2011-12, 2014-15, 2015-16 and 2018-19 under Bill Self. |
| 21 | Times a KU player or coach has been inducted into the Naismith Basketball Hall of Fame, which includes current head coach Bill Self in 2017. |
| 23 | Or more victories for Kansas in 31 of the last 33 seasons beginning in 1989-90. |
| 26 | Championships for Kansas in the Bill Self era - 16 Big 12 regular-season titles, eight Big 12 postseason championships and two NCAA. |
| 28 | Kansas has won 10 or more league games in 28 of the last 29 seasons, starting in 1995. KU has won 10+ league games 59 times overall. |
| 31 | Consensus All-America First Team selections, the most of any NCAA Division I school, including Ochai Agbaji in 2021-22. |
| 32 | Beginning in 1990, KU has made the NCAA Tournament 32 times in the last 33 tournaments. |
| 34 | Beginning in 1989-90, Kansas has won 20 or more games in 33 of the last 34 seasons. |
| 35 | Consecutive seasons KU has led its conference in home attendance, beginning in 1986-87, excluding 2020-21 due to COVID, includes 2022-23. |
| 63 | Conference regular-season championships, most in NCAA Division I, including 2022-23. |
| 130.4 | Decibels reached inside of Allen Fieldhouse on Feb. 13, 2017, when the arena broke the Guinness Book of World Records mark for loudest crowd roar at an indoor sports event. |
| 231 | An NCAA record for consecutive weeks Kansas was ranked in the AP top 25. The streak began 2.2.2009, and spanned 433 games, and ended 2.1.2020. |
| 360 | Consecutive sellouts in Allen Fieldhouse, dating back to 2001-02. This includes the 2,500 capacity for 2020-21. |
| 578 | Wins for Bill Self in his 21st season at Kansas. He is the second-winningest coach in KU history (Phog Allen, 590-219, 1907-09; 1919-56) |
| 848 | All-time Kansas victories inside Allen Fieldhouse. The historic building opened in 1955 and KU holds a 848-117 record in its home venue. |
| 2,383 | All-Time victories, the second most in NCAA Division I Men's Basketball. |

MIND-BOGGLING

With the 83-81 win against TCU (1/6), Kansas won its 33rd-straight conference opener dating back to the 1991-92 season, with 14 of those at home in Allen Fieldhouse and 19 on the road. The last time Kansas lost a league opener was at Oklahoma, 88-82, on Jan. 8, 1991. In that span, Kansas has defeated TCU twice in the league opener. KU defeated TCU, 86-80, on Dec. 30, 2016, in Fort Worth in the 2016-17 Big 12 opener and on Jan. 6, 2024.

KANSAS NOTABLES

- Kansas is 116-18 following a loss in the Bill Self era, which started in 2003-04.
- After its win at Indiana (12/16), Kansas has now won its last seven games against Blue Blood schools - Indiana, UConn and Kentucky this season; Kentucky, Indiana and Duke last season; and North Carolina in the 2022 NCAA title game.
- Kansas has won its last 24 games in the month of December beginning with the final game of the 2019-20 season. That is the longest active streak in the nation.
- After his 10 points against TCU (1/6), Kansas is 29-1 when Dajuan Harris Jr. scores 10 or more points in a game, including 4-0 this season.
- Outrebounding UCF 32-28 on Jan. 10, Kansas had its winning streak of 61-straight games when outrebounding its opponent end. The streak started Feb. 8, 2021 and was the longest active streak in NCAA Division I.
- With the win against No. 4 UConn (12/1), Kansas is 13-0 at home against opponents ranked higher or the same than KU in the Bill Self era.
- Kansas beat Kentucky, 89-84, on Nov. 14, thanks in part to 27 made free throws. The Jayhawks are 48-1 (.980) under Bill Self (since 2003-04) when they make 25 or more free throws in a game, the best record by any D-I team in that span (minimum 40 games).
- Kansas overcame a 14-point deficit in the second half to Kentucky to win 89-84 (11/14). In the last 10 seasons, Kansas has posted 33 wins when overcoming a 10-point deficit, including three this season.
- Kansas went 116-15 (88.5%) in the month of December under coach Bill Self (since 2003-04). The 88.5 winning percentage is the highest among active coaches, while Kansas has the second-best December winning percentage record since 2003-04.

20-PLUS SCORERS

Graduate Kevin McCullar Jr. leads the Big 12 and ranks 28th nationally with a 19.8 scoring average. Senior Hunter Dickinson is second in the league, behind McCullar, at 18.9 points per game. Both are vying to become the fourth and fifth players in the Bill Self era (since 2003-04) to average 20 points or more per game for a season.

KU Leading Season Scorers in the Bill Self Era (since 2003-04)

| Player | Season | PPG |
|---------------------------|----------------|-------------|
| Frank Mason III | 2016-17 | 20.9 |
| Wayne Simien | 2004-05 | 20.3 |
| Jalen Wilson | 2022-23 | 20.1 |
| KEVIN MCCULLAR JR. | 2023-24 | 19.8 |
| Dedric Lawson | 2018-19 | 19.4 |
| HUNTER DICKINSON | 2023-24 | 18.9 |
| Sherron Collins | 2008-09 | 18.9 |
| Ochai Agbaji | 2021-22 | 18.8 |
| Devon Dotson | 2019-20 | 18.1 |
| Wayne Simien | 2003-04 | 17.8 |
| Thomas Robinson | 2011-12 | 17.7 |
| Marcus Morris | 2010-11 | 17.2 |
| Andrew Wiggins | 2013-14 | 17.1 |

ELITE COMPANY

Senior Hunter Dickinson ranks fourth in the nation in rebounds per game at 11.9 rpg. Should he keep it up and get back to first, it would be the fourth time in the Bill Self era and just the fifth time a Jayhawk has led the nation in a stat for a season.

Kansas NCAA Single-Season Stat Leaders

- 2019-20 - Udoka Azubuike, field goal pct. (.74.8%)
- 2017-18 - Udoka Azubuike, field goal pct. (.77.0%)
- 2011-12 - Thomas Robinson, double-doubles (27)
- 1951-52 - Clyde Lovellette, Scoring Avg. (28.6 ppg)

ELITE COMPANY II

Senior Hunter Dickinson has two games with at least 20 rebounds in 2023-24. He is only the second KU player in the Bill Self era to have two 20-plus rebound games for his career with Cole Aldrich having two during the 2008-09 season. Dickinson is just the 10th player in KU history to have two or more 20-rebound games.

20-Plus Rebound Games in KU History

1. Wilt Chamberlain (1957-58) - 20
2. Bill Bridges (1959-61) - 13
3. Drew Gooden (2000-02) - 3

T4. HUNTER DICKINSON (2023-24) - 2

- T4. Cole Aldrich (2008-09) - 2
- T4. Nick Collison (2002-03) - 2
- T4. Roger Brown (1969-71) - 2
- T4. Dave Robisch (1969-71) - 2
- T4. Wayne Hightower (1960-61) - 2
- T4. B.H. Born (1952-54) - 2

KANSAS TRIPLE-DOUBLES

Graduate-senior Kevin McCullar Jr. became just the seventh player in NCAA history to record back-to-back triple-doubles with 12 points, 10 rebounds and 10 assists against Kentucky (Nov. 14) and 22 points, 11 rebounds and 10 assists versus Chaminade (Nov. 20). It was the first in NCAA history since Tony Lee of Robert Morris did it during the 2007-08 season. McCullar's two triple-doubles are the third and fourth, respectively, in KU history, with all three in the Bill Self era. His triple-double against Kentucky was the first since Jeff Withey's triple-double against San Jose State (16 points, 12 rebounds and a KU and Big 12-record 12 blocked shots) on Nov. 26, 2012. Cole Aldrich's triple-double against Dayton (13 points, 20 rebounds, 10 blocked shots) on March 22, 2009, is formally the first recorded in Kansas men's basketball history as blocked shots, assists and steals were not recorded at Kansas until the 1970s (and the NCAA until the 1980s). *Lawrence Journal-World* reporter Bill Mayer provided Kansas with two instances in which Jayhawk legend Wilt Chamberlain recorded triple-doubles. Additionally, the NCAA Final Four record book shows that KU great B.H. Born had an unofficial triple-double against Indiana in the 1953 NCAA Tournament title game.

Kansas Triple-Doubles

Kevin McCullar Jr. vs. Chaminade (11-20-2023)
22 POINTS, 11 REBOUNDS, 10 ASSISTS (Maui Invitational, Honolulu)

Kevin McCullar Jr. vs. Kentucky (11-14-2023)
12 POINTS, 10 REBOUNDS, 10 ASSISTS (Champions Classic, Chicago)

Jeff Withey vs. San Jose State (11-26-2012)
16 POINTS, 12 REBOUNDS, 12 BLOCKED SHOTS (at Allen Fieldhouse)

Cole Aldrich vs. Dayton (3-22-2009)
13 POINTS, 20 REBOUNDS, 10 BLOCKS (NCAA Tournament, Minneapolis, Minn.)

Wilt Chamberlain vs. Colorado (3-9-1957)
40 POINTS, 13 REBOUNDS, 12 BLOCKS (at Allen Fieldhouse)

Wilt Chamberlain vs. Marquette (12-8-1956)
39 POINTS, 22 REBOUNDS, 14 BLOCKS (at Allen Fieldhouse)

B.H. Born vs. Indiana (3-18-1953)
26 POINTS, 15 REBOUNDS, 13 BLOCKED SHOTS
(NCAA Tournament championship game, Kansas City, Mo.)

THIS DAY IN KANSAS BASKETBALL HISTORY

JANUARY

13

Jan. 13, 1990: Rick Calloway scored 17 points to lead Kansas to a 91-77 win against Oklahoma State in Allen Fieldhouse. Calloway also grabbed six rebounds and dished out four assists. Pekka Markkanen had his first double-double game for Kansas, as he contributed 11 points and 10 rebounds, while Kevin Pritchard finished with 16 points, including four three-pointers. Kansas went on to go 30-5 in 1989-90 winning the Preseason NIT and ending the season ranked No. 5 in both the Associated Press and UPI Coaches polls.

MCCULLAR EARNS WEEKLY HONORS

Kansas graduate senior Kevin McCullar Jr. was named the Big 12 Player of the Week Nov. 27 after averaging 20.0 points and 8.3 rebounds in three games at the 2023 Allstate Maui Invitational, including two contests against top-10 opponents. In the 83-56 win versus Chaminade (11/20), McCullar posted a 22-point, 11-rebound, 10-assist triple-double which also included two blocked shots and three steals. It was McCullar's second-consecutive triple-double, with his last coming against Kentucky on Nov. 14 (12 points, 10 rebounds, 10 assists). McCullar is just the seventh player in NCAA history, first in the Big 12, to record back-to-back triple doubles and the first since 2008 (Tony Lee of Robert Morris).

In the 59-73 loss to No. 4 Marquette, McCullar had 24 points on 9-of-14 (64.3 percent) shooting with eight rebounds. In the 69-60 win against No. 7 Tennessee, McCullar had 14 points and six rebounds.

The following day McCullar was named one of five Oscar Robertson National Players of the Week by the U.S. Basketball Writers Association (USBWA) for games of the week ending Sunday, Nov. 26, the USBWA announced Nov. 21.

JAYHAWKS NO. 1 IN PRESEASON POLLS

Kansas entered the 2023-24 season No. 1 in both the Associated Press and USA Today Coaches' polls. This marked the fourth time KU has been No. 1 in the preseason AP poll with all four in the Bill Self era - 2004-05, 2009-10, 2018-19 and 2023-24. This is the fifth time in the coaches' poll that the Jayhawks have been No. 1 in the preseason poll with four in the Self era - 1996-97, 2004-05, 2009-10, 2018-19 and 2023-24.

Under 21st-year and Hall of Fame head coach Bill Self, this is the 18th time that Kansas entered the season ranked seventh or higher in the Associated Press preseason poll. Historically, the No. 1 ranking marks the 26th time since the 1992-93 season that Kansas will enter the season seventh or higher.

The No. 1 ranking marked the 10th-straight year Kansas has entered the season No. 5 or higher in the coaches' poll dating back to 2014-15. Additionally, it is the 18th time in the Self era the Jayhawks have been preseason seventh or higher, including each of the last 12 seasons.

AP Weekly Appearance Streaks: Top 10 / Active only (as of 1/8/24)

| Rk | Team | Polls | First |
|----|---------|-------|-------|
| 1. | KANSAS | 48 | 2022 |
| 2. | Houston | 28 | 2023 |
| 3. | Purdue | 25 | 2023 |
| 4. | UConn | 10 | 2023 |
| 5. | Arizona | 9 | 2024 |

KU PICKED FIRST IN THE PRESEASON BIG 12 POLL

For the 20th time in the 27-year history of the coaches' preseason Big 12 poll, Kansas has been selected as the favorite to win the league as the preseason poll was announced Oct. 13.

For the 2023-24 poll, KU collected 12 of a possible 14 first-place votes and finished with a total of 168 points. Houston received two first-place nods and was second with 153 points. Texas was third with 143 points, while Baylor was fourth with 137 points and TCU fifth with 113 points to round out the top five. See page 9 for the complete poll.

PRESEASON ALL-BIG 12

Kansas men's basketball senior Hunter Dickinson, redshirt-senior Dajuan Harris Jr. and graduate Kevin McCullar Jr. were named to the 2023-24 Preseason All-Big 12 Team as voted on by the league coaches, the conference announced Oct. 12.

Dickinson is the Big 12 Preseason Player of the Year and the Big 12 Newcomer of the Year, becoming the first player in conference history to earn both honors in the same season. Dickinson is joined on the Preseason All-Big 12 First Team by Harris, while McCullar is an honorable mention honoree.

Historically, Dickinson is the 11th Jayhawk to collect the preseason player of the year award and the fifth to earn preseason newcomer. Kansas has had at least one player on the Preseason All-Big 12 First Team in all but two of the 28 seasons the conference has existed, since 1996-97. Dickinson and Harris are the 39th and 40th Jayhawks to be listed on the preseason all-league first team.

KANSAS VS. TOP-25 TEAMS

No. 9 Oklahoma (1/13) will be the fifth Associated Press (AP) ranked opponent for Kansas in 2023-24 and the fourth top-10 contest. KU defeated No. 17 Kentucky, 89-84, on Nov. 14, lost to No. 4 Marquette, 73-59, on Nov. 21, defeated No. 7 Tennessee, 69-60, on Nov. 22 and defeated No. 4 UConn, 69-65, on Dec. 1. Last season, KU was 7-7 against AP ranked foes in 2022-23, including 4-2 versus top 10 teams. KU played 12 Associated Press-ranked opponents during the 2021-22 season and went 8-4 versus those teams. Twelve of the last 15 and 16 of Kansas' last 24 losses have been to ranked foes. In 2019-20, KU went 4-3 against top-25 teams. In the Bill Self era, KU is 123-73 against AP-ranked opponents, including 49-29 versus Top-10 foes. In that span, Self's KU teams have collected seven or more wins against ranked foes in each of the last three and four of the last five seasons.

Kansas' record against top-10 ranked opponents is even more impressive. KU is 22-14 against foes ranked inside the top-10 of the AP poll since 2013-14. Since Bill Self's first season, 2003-04, the Jayhawks are 19-4 against AP top-10 teams inside Allen Fieldhouse, 10-1 versus top-five opponents.

KU VS. ASSOCIATED PRESS TOP-25 TEAMS UNDER BILL SELF

| SEASON | RECORD | VS. TOP-10 |
|--------------|---------------|--------------|
| 2023-24 | 3-1 | 2-1 |
| 2022-23 | 7-7 | 4-2 |
| 2021-22 | 8-4 | 2-1 |
| 2020-21 | 8-7 | 3-3 |
| 2019-20 | 4-3 | 1-2 |
| 2018-19 | 8-4 | 2-1 |
| 2017-18 | 3-4 | 1-1 |
| 2016-17 | 6-3 | 5-1 |
| 2015-16 | 12-4 | 4-1 |
| 2014-15 | 10-6 | 0-1 |
| 2013-14 | 7-4 | 3-0 |
| 2012-13 | 5-2 | 2-1 |
| 2011-12 | 7-5 | 6-4 |
| 2010-11 | 5-1 | 1-1 |
| 2009-10 | 8-1 | 2-0 |
| 2008-09 | 3-3 | 1-2 |
| 2007-08 | 5-2 | 3-0 |
| 2006-07 | 5-2 | 2-2 |
| 2005-06 | 3-3 | 1-2 |
| 2004-05 | 4-2 | 3-1 |
| 2003-04 | 2-5 | 1-2 |
| TOTAL | 123-73 | 49-29 |

Pay Heed, All Who Enter:
BEWARE OF "THE PHOG"

NATIONAL CHAMPIONS

1922, 1923, 1952, 1988, 2008, 2022

BIG 12 CHAMPIONS

1997*, 1998*, 1999^, 2002, 2003, 2005, 2006*, 2007*, 2008*, 2009, 2010*, 2011*, 2012, 2013*, 2014, 2015, 2016*, 2017, 2020, 2022*, 2023

*Regular season titles listed
* - Regular season & tournament champions
^ - Tournament champions only*

- Kansas has 2,383 all-time victories which is the second most in NCAA Division I men's basketball history.
- Under Bill Self, Kansas has won 16 regular-season Big 12 championships with just 17 losses at Allen Fieldhouse.
- KU has held opponents to fewer than 100 points in 778 of its last 781 games. The last team to score 100 on Kansas in a 40-minute game was Gonzaga (102-90) on 11.26.2020 with the previous being Oklahoma (100-78) on 2.27.1990.
- Kansas set the NCAA DI record for being ranked in the Associated Press poll at 231 consecutive weeks from Feb. 2, 2009 until Feb. 1, 2021. KU's stretch consisted of 433 games of being ranked.
- KU has won at least 12 league games for 23 of the last 24 seasons.
- Each four-year KU senior class since 1986-87 has won at least 100 games. The current KU four-year players - graduate Michael Jankovich and redshirt senior Dajuan Harris Jr. - have won 92.
- Kansas is the only team in the Big 12 to have a .500 winning percentage or better series record against every league foe.
- KU is the only Big 12 school to have won a regular-season championship with two different coaches (Roy Williams and Bill Self).
- Kansas is first in the conference in wins with a 366-86 record in Big 12 regular-season games. Texas is next at 275-180. Including the league postseason championship, Kansas is top at 418-99, while Texas is second at 304-202.
- Under Bill Self, Kansas is 158-11 (93.5%) in Big 12 home games: 8-0 in 2004, 7-1 in 2005, 7-1 in 2006, 7-1 in 2007, 8-0 in 2008, 8-0 in 2009, 8-0 in 2010, 7-1 in 2011, 9-0 in 2012, 8-1 in 2013, 9-0 in 2014, 9-0 in 2015, 9-0 in 2016, 8-1 in 2017, 3-2 in 2018, 9-0 in 2019, 8-1 in 2020, 8-1 in 2020-21, 9-0 in 2021-22, 8-1 in 2022-23 and 1-0 in 2023-24.

JAYHAWKS ON NBA ROSTERS (12)

- Ochai Agbaji - Utah Jazz
- Udoka Azubuike - Phoenix Suns
- Christian Braun - Denver Nuggets
- Grady Dick - Toronto Raptors
- Joel Embiid - Philadelphia 76ers
- Devonte' Graham - San Antonio Spurs
- Marcus Morris - Los Angeles Clippers
- Markieff Morris - Dallas Mavericks
- Sviatoslav Mykhailiuk - Boston Celtics
- Kelly Oubre, Jr. - Philadelphia 76ers
- Andrew Wiggins - Golden State Warriors
- Jalen Wilson - Brooklyn Nets

KANSAS NOTABLES, ETC.

All Time Consecutive Seasons in the Final Associated Press Poll

| Rank | Team | No. | Season Started-Season Ended |
|------|----------------|-----------|-----------------------------|
| 1. | KANSAS | 23 | 2000-01-ACTIVE |
| 2. | North Carolina | 19 | 1970-71 to 1988-89 |
| 3. | Arizona | 18 | 1987-88 to 2004-05 |
| 4. | Kentucky | 15 | 1990-91 to 2004-05 |
| 5. | Duke | 13 | 2007-08 to 2019-20 |
| 5. | UCLA | 13 | 1966-67 to 1978-79 |

Active Consecutive Seasons in the Final Associated Press Poll

| Rank | Team | No. | Season Started |
|------|---------------|-----------|----------------|
| 1. | KANSAS | 23 | 2000-01 |
| 2. | Gonzaga | 7 | 2016-17 |
| 3. | Houston | 6 | 2017-18 |
| 4. | Baylor | 4 | 2022-23 |
| 5. | Texas | 3 | 2020-21 |
| 5. | Purdue | 3 | 2020-21 |

Kansas Men's Basketball All-Time Retired Jerseys

- Name (years at Kansas)
- Tus Ackerman (1923-25)
- Cole Aldrich (2008-10)
- Charlie B. Black (1942-43; 46-47)
- Charlie T. Black (1922-24)
- B.H. Born (1952-54)
- Bill Bridges (1959-61)
- Mario Chalmers (2006-08)
- Wilt Chamberlain (1957-58)
- Sherron Collins (2007-10)
- Nick Collison (2000-03)
- Paul Endicott (1921-23)
- Howard Engleman (1939-41)
- Ray Evans (1942-43; 46-47)
- Max Falkenstein (1946-2006)
- Drew Gooden (2000-02)
- Gale Gordon (1925-27)
- Kirk Hinrich (2000-03)
- Raef LaFrentz (1995-98)
- Clyde Lovellette (1950-52)
- Danny Manning (1985-88)
- Marcus Morris (2009-11)
- Al Peterson (1925-27)
- Paul Pierce (1996-98)
- Fred Pralle (1936-38)
- THOMAS ROBINSON (2010-12) - RETIRED 12.9.23**
- David Robisch (1969-71)
- Brandon Rush (2005-08)
- Wayne Simien (2002-05)
- Bud Stallworth (1970-72)
- Darnell Valentine (1978-81)
- Jacque Vaughn (1994-97)
- Walter Wesley (1964-68)
- Jo Jo White (1966-69)

KU TRIO ON NAISMITH PRESEASON TOP 50

The Kansas men's basketball trio of Hunter Dickinson, Dajuan Harris Jr. and Kevin McCullar Jr. have been named to the 2023-24 Jersey Mike's Naismith Trophy Men's preseason 50 watch list the Atlanta Tipoff Club announced Nov. 6, the opening day of the season. Kansas is the only team with three players on the list and one of eight schools with multiple players. Kansas has had two previous winners of the Naismith Trophy with Danny Manning in 1988 and Frank Mason III in 2017.

In late January the Naismith Trophy will name a top 15 midseason team. In early March 2024 the award will announce 10 national semifinalists and later that month name four finalists. The Naismith Trophy Men's Player of the Year will be awarded April 7, the Sunday prior to the NCAA title game.

CLOSE CALLS

Kansas' 65-60 loss at UCF (1/10) marked the fifth five-point or less decision this season with KU winning four of those contests. In 2022-23, Kansas had 11 games decided by five points or less and/or in overtime. KU went 9-2 in those contests. In Kansas' 2021-22 national championship season, KU also played 11 games with the outcome being decided by five points or less or in overtime. KU went 9-2 in those contests.

KANSAS RECORD IN GAMES DECIDED BY 5 OR FEWER POINTS, OR OVERTIME UNDER BILL SELF

| Season | W-L | Pct | Home* | Neut. | Road |
|----------------|---------------|-------------|-------------|--------------|--------------|
| 2003-04 | 2-3 | .400 | 1-1 | 0-2 | 1-0 |
| 2004-05 | 6-5 | .545 | 5-1 | 0-2 | 1-2 |
| 2005-06 | 2-6 | .250 | 1-2 | 1-3 | 0-1 |
| 2006-07 | 7-2 | .778 | 2-1 | 3-0 | 2-1 |
| 2007-08 | 5-2 | .714 | 1-0 | 2-0 | 2-2 |
| 2008-09 | 1-4 | .200 | 1-1 | 0-2 | 0-1 |
| 2009-10 | 5-1 | .833 | 1-0 | 1-1 | 3-0 |
| 2010-11 | 8-0 | 1.000 | 3-0 | 1-0 | 4-0 |
| 2011-12 | 6-1 | .857 | 1-0 | 4-0 | 1-1 |
| 2012-13 | 6-3 | .667 | 1-1 | 0-2 | 5-0 |
| 2013-14 | 4-5 | .444 | 1-1 | 2-2 | 1-2 |
| 2014-15 | 8-5 | .615 | 3-0 | 2-1 | 3-4 |
| 2015-16 | 4-1 | .800 | 2-0 | 1-1 | 1-0 |
| 2016-17 | 9-3 | .750 | 3-1 | 1-2 | 5-0 |
| 2017-18 | 4-2 | .667 | 1-0 | 1-0 | 3-1 |
| 2018-19 | 10-2 | .833 | 5-0 | 2-0 | 3-2 |
| 2019-20 | 5-2 | .714 | 1-0 | 1-1 | 3-1 |
| 2020-21 | 6-2 | .750 | 4-0 | 1-0 | 1-2 |
| 2021-22 | 9-2 | .818 | 5-0 | 1-1 | 3-1 |
| 2022-23 | 9-2 | .818 | 5-0 | 2-1 | 2-1 |
| 2023-24 | 4-1 | .800 | 2-0 | 1-0 | 1-1 |
| TOTALS: | 120-54 | .690 | 49-9 | 27-21 | 45-23 |

(*Includes Allen Fieldhouse and Kansas City designated home contests; source: StatsPass)

DICKINSON ON THE PRESEASON NABC WATCH LIST

Kansas senior Hunter Dickinson was one of 20 players named to the 2024 NABC Division I Player of the Year Watch List, the National Association of Basketball Coaches (NABC) announced Nov. 2. The 2024 NABC Division I Player of the Year - selected by a vote of Division I head coaches - will be announced the week of the 2024 Men's Final Four.

FOUR JAYHAWKS ARE ON STARTING FIVE WATCH LISTS

In October, the Naismith Memorial Basketball Hall of Fame announced watch lists for its "Starting Five" for the 2023-24 season. Four Jayhawks were among the 20 watch list honorees with Dajuan Harris Jr. on the Bob Cousy Point Guard Award, Kevin McCullar Jr. on the Jerry West Shooting Guard Award, Johnny Furphy on the Julius Erving Small Forward Award and Hunter Dickinson on the Kareem Abdul-Jabbar Center Award.

A national committee of top college basketball personnel determined the watch lists of 20 candidates for every starting five. College basketball fans are encouraged to participate in Fan

Voting presented by Dell Technologies in each of the three rounds. In late January, the watch list of 20 players for each honor will be narrowed to 10 and then in late February to five. In March, the Hall of Fame's selection committee will determine the winners.

Historically, Kansas' Jalen Wilson was the 2023 Julius Erving Award recipient and Jayhawk Frank Mason III won the 2017 Bob Cousy Award.

WINNING THE BIG 12 IS NO CAKEWALK

If you think KU's success in the Big 12 is due to playing in a non-competitive conference, think again. The stats show that this is anything but the case. Over the last 20 seasons, the Big 12 has proven to be one of the toughest leagues in the NCAA, making KU's run of 16 league titles since 2004 even more impressive.

Beginning in the 2003-04 season, the Big 12 has ranked as the nation's No. 1 conference in the RPI/NET rankings six times and in the top-three on 11 occasions. The Big 12 was the only league that ended the 2020-21 season with seven teams and 70 percent of its membership in the top 36 of the NCAA NET ratings.

The stoutness of the league is also highlighted by KU's strength of schedule during this stretch, which has been among the toughest every season. The Jayhawks have posted a top-10 strength of schedule 13 times in Bill Self's 20 years at KU, which includes the nation's strongest schedule six times - 2004-05, 2013-14, 2014-15, 2018-19 and last season in 2022-23.

BIG 12 & KU RPI/NET RANKINGS (AS OF 1/11/24)

| SEASON | KU RPI/NET | KU NET SOS | BIG 12 RPI/NET* |
|---------|------------|------------|-----------------|
| 2023-24 | 17 | 26 | - |
| 2022-23 | 9 | 1 | 1 |
| 2021-22 | 3 | 3 | 1 |
| 2020-21 | 17 | 13 | 4 |
| 2019-20 | 2 | 1 | 2 |
| 2018-19 | 17 | 1 | 1 |
| 2017-18 | 3 | 2 | 1 |
| 2016-17 | 4 | 19 | 2 |
| 2015-16 | 1 | 2 | 1 |
| 2014-15 | 5 | 1 | 1 |
| 2013-14 | 4 | 1 | 1 |
| 2012-13 | 5 | 17 | 5 |
| 2011-12 | 5 | 8 | 4 |
| 2010-11 | 1 | 10 | 3 |
| 2009-10 | 1 | 6 | 1 |
| 2008-09 | 11 | 13 | 3 |
| 2007-08 | 4 | 12 | 3 |
| 2006-07 | 10 | 44 | 7 |
| 2005-06 | 32 | 60 | 5 |
| 2004-05 | 3 | 1 | 3 |
| 2003-04 | 12 | 6 | 4 |

*average NET of every conference team compared to other leagues

KANSAS UNDER SELF

Not only has Bill Self advanced Kansas to three Final Fours and two NCAA titles, his 10 No. 1 seeds since arriving at Kansas in 2003-04 are more than any other school, as are his 19 tournament appearances and KU's 2.06 seed average. Note: This does not include the 2020 season when Kansas ended No. 1 in both national polls before the COVID pandemic.

Average NCAA Tournament Seed Since 2003-04

| Team | Avg. Seed | Tourneys | Total | No. 1 Seeds |
|------------------|-----------|----------|-------|-------------|
| Kansas | 2.06 | 18 | 37 | 10 |
| Duke | 2.17 | 18 | 39 | 7 |
| North Carolina | 3.24 | 17 | 55 | 8 |
| Virginia | 3.30 | 10 | 33 | 4 |
| Washington State | 3.50 | 2 | 7 | 0 |
| Kentucky | 4.13 | 16 | 66 | 4 |
| Baylor | 4.36 | 11 | 48 | 2 |
| Villanova | 4.38 | 16 | 70 | 4 |
| UConn | 4.50 | 12 | 54 | 2 |
| Louisville | 4.54 | 13 | 59 | 2 |
| Ohio State | 4.54 | 13 | 59 | 2 |

Kansas Seeds Under Self (*advanced to the Final Four)

No. 1 - 2007, *2008, 2010, 2011, 2013, 2016, 2017, 2018, *2022, 2023

No. 2 - *2012, 2014, 2015

No. 3 - 2005, 2009, 2021

No. 4 - 2004, 2006, 2019

MORE KANSAS NOTABLES

- Senior Hunter Dickinson had 27 points and a career-high 21 rebounds against No. 14 Kentucky on Nov. 14. The feat marked the 28th time in KU history a player has recorded at least 25 points and 20 rebounds in a game. The last to do it was Thomas Robinson who had 30 points and 21 rebounds against North Dakota (12/31/2011). The only other player to accomplish the feat in the Bill Self era was Wayne Simien who had 25 points and 20 rebounds against Kansas State on his Senior Night (3/2/2005).
- On Nov. 7, Naismith Hall of Fame member Bill Self signed an amended contract with the University of Kansas. Self and KU Director of Athletics Travis Goff signed the reworked agreement — effectively a five-year extension worth \$44.5 million, including a \$1 million signing bonus.
- Kansas went 16-for-16 on free throws at Baylor on Jan. 23, 2023. That is the most free throws made in a game without a miss in program history, surpassing Dec. 9, 2015 vs. Holy Cross when KU went 12-for-12 from the free throw line.
- Kansas went 15-1 in Allen Fieldhouse each of the last two seasons (2021-22 and 2022-23). KU has won 10 or more home games for 38 of the last 39 seasons, beginning in 1983-84. KU has won 12 or more in Allen Fieldhouse for 23 of the last 24 seasons beginning in 1999-2000.
- KU won its mind-boggling 51st-straight home opener with a 99-56 win against North Carolina Central on Nov. 6. The streak began in 1973-74 under head coach Ted Owens. KU coaches Larry Brown (5-0) and Roy Williams (15-0) never lost a home opener. KU is 21-0 in home openers in the Bill Self era.
- Kansas has won 31 of its last 32 conference openers (beginning in 1991-92 under head coach Roy Williams and including 2022-23) and 30 of its last 40 Senior Nights (beginning in 1983-84 under coach Larry Brown).
- On Nov. 9, 2022, former KU guard Jacque Vaughn was named head coach of the Brooklyn Nets. He is the fourth KU graduate to coach at the highest level - John McLendon (ABA, 1969-70 at Denver); Wilt Chamberlain (ABA, 1973-74 at San Diego); Kevin Pritchard (NBA, 2005 at Portland, 27 games); Jacque Vaughn (NBA, 2012-15 at Orlando, 2022-present at Brooklyn).

BRAUN WINS NBA TITLE

Former Kansas guard Chirstian Braun became the 15th Jayhawk to win an NBA title, when the Denver Nuggets defeated the Miami Heat last June. Braun played three seasons at Kansas from 2019-20 to 2021-22. In 2020, the Burlington, Kansas, native was named to the Big 12 All-Freshman Team and he was a 2021 all-conference honorable mention selection the following season. In Kansas' 2022 NCAA National Championship season, Braun averaged 14.1 points and 6.5 rebounds per game. The two-time Academic All-Big 12 First Team selection was an all-league second-team selection, and was on the all-tournament teams for the Big 12 Championship and the NCAA Tournament Midwest Regional. In his three seasons at KU, Braun played in 101 games with 74 starts and had 1,018 points, 506 rebounds, 183 assists and 97 steals.

Braun is the fifth player in NBA history to win an NCAA title and an NBA title in back-to-back seasons. He joins Bill Russell (1956 San Francisco; 1957 Boston Celtics), Henry Bibby (1972 UCLA; 1973 New York Knicks), Magic Johnson (1979 Michigan State, 1980 L.A. Lakers) and Billy Thompson (1986 Louisville; 1987 L.A. Lakers).

With the addition of Braun, there have been 15 Jayhawks who have won 20 NBA titles during their professional careers. Braun becomes the seventh Jayhawk under head coach Bill Self to win an NBA title. He joins Wayne Simien (2006), Mario Chalmers (2012, 2013), Brandon Rush (2015), Sasha Kaun (2016), Markieff Morris (2020) and Andrew Wiggins (2022).

Braun is the fifth Kansas player to have won both an NCAA and NBA title and the fourth under Self. He joins Clyde Lovellette (1952 NCAA title), Chalmers, Rush and Kaun, who were members of the 2008 NCAA National Championship team.

KANSAS HOSTED MCLENDON CLASSIC NOV. 5-6

Kansas Athletics hosted the inaugural McLendon Classic over the weekend of Nov. 5-6 on the campus of the University of Kansas. On Nov. 5 KU hosted the McLendon Classic Community Event at the Lied Center. The two-day recognition concluded when Kansas basketball hosts North Carolina Central on Nov. 6. in Allen Fieldhouse.

The McLendon Classic Community Event featured a screening of Fast Break: The Legendary John McLendon. Following, there was a round table discussion featuring KU professor and Emmy Award winning director Kevin Willmott, KU director of equity and success initiatives Melissa Peterson, North Carolina Central head coach LeVelle Moton and KU head coach Bill Self.

The Nov. 6 basketball game honored McLendon during the contest. Both teams' coaching staffs wore patches and special pregame shooting shirts. There were recognitions throughout the contest honoring McLendon as well as moments to highlight current affinity groups at KU that are continuing McLendon's legacy of inclusion, pro activity and perseverance.

2023-24

PRESEASON BIG 12 COACHES POLL

Place. Team (first-place votes) - points

1. KANSAS (12) - 168

- Houston (2) - 153
- Texas - 143
- Baylor - 137
- TCU - 113
- Kansas State - 106
- Iowa State - 95
- Texas Tech - 80
- West Virginia - 70
- Oklahoma State - 57
- Cincinnati - 55
- Oklahoma - 54
- BYU - 29
- UCF - 14

NBA Champion Jayhawks (*Finals Most Valuable Player)

Clyde Lovellette (1950-52 at KU)

1954 - Minneapolis Lakers
1963, 1964 - Boston Celtics

Maurice King (1955-57 at KU)

1960 - Boston Celtics

Wilt Chamberlain (1957-58 at KU)

1967 - Philadelphia 76ers

*1972 - L.A. Lakers

Jo Jo White (1966-69 at KU)

1974, *1976 - Boston Celtics

Bill Bridges (1959-61 at KU)

1975 - Golden State Warriors

Wayne Simien (2002-05 at KU)

2006 - Miami Heat

Jacque Vaughn (1994-97 at KU)

2007 - San Antonio Spurs

Paul Pierce (1996-98 at KU)

*2008 - Boston Celtics

Scot Pollard (1994-97 at KU)

2008 - Boston Celtics

Mario Chalmers (2006-08 at KU)

2012, 2013 - Miami Heat

Brandon Rush (2006-08 at KU)

2015 - Golden State Warriors

Sasha Kaun (2005-08 at KU)

2016 - Cleveland Cavaliers

Markieff Morris (2009-11 at KU)

2020 - Los Angeles Lakers

Andrew Wiggins (2014 at KU)

2022 - Golden State Warriors

Christian Braun (2020-22 at KU)

2023 - Denver Nuggets

MEDIA INFORMATION

Hawk Talk Radio Show

Hawk Talk, Bill Self's radio show, airs weekly during the season from 6-7 p.m. Central on most Jayhawk Radio Network stations. Originating from Johnny's in west Lawrence, the remaining dates for Hawk Talk are Jan. 17, 23, 29; Feb. 7, 13, 19, 26; March 6, 11. There will also be a post-season show.

Pre-Game Press Conferences

Kansas men's basketball will preview upcoming opponents with press conferences throughout the 2023-24 season. The remaining schedule is: Jan. 12, 15, 18, 25, 29; Feb. 1, 8, 15, 22, 26, 29; March 4, 7, 11, 17.

JAYHAWK RADIO NETWORK AFFILIATES

| | |
|----------------|---------------|
| Abilene/Salina | KDJM-101.7 FM |
| Coffeyville | KGGF-104.1 FM |
| Concordia | KNCK-94.9 FM |
| Dodge City | KGNO-1370 AM |
| Emporia | KVOE-1400 AM |
| Fort Scott | KMDO-1400 AM |
| Fort Scott | KOMB-103.9 FM |
| Garden City | KBUF-1030 AM |
| Glen Elder | KZDY-96.3 FM |
| Goodland/Colby | KWGB-97.9 FM |
| Great Bend | KBGL-106.9 FM |
| Hays | KAYS-1400 AM |
| Hutchinson | KSKU-94.7 FM |
| Iola | KIOL-1370 AM |
| Kansas City | KCTE-1510 AM |
| Kansas City | KCTE-99.3 FM |
| Kansas City | WHB-810 AM |
| Lawrence | KLWN-1320 AM |
| Lawrence | KLZR-105.9 FM |
| Liberal | KSCB-1270 AM |
| Marysville | KNDY-95.5 FM |
| Parsons | KLKC-1540 AM |
| Parsons | KLKC-93.5 FM |
| Phillipsburg | KKAN-1490 AM |
| Phillipsburg | KQMA-92.5 FM |
| Russell | KRSL-95.9 FM |
| Topeka | KMAJ-1440 AM |
| Topeka | KWIC-99.3 FM |
| Wellington | KLEY-100.3 FM |
| Wichita | KKGQ-92.3 FM |

-- affiliates subject to change, check your local listings

10+ WINNING STREAKS UNDER BILL SELF (2003-04)

| GAMES | BEGAN | ENDED | TEAM TO END STREAK (SCORE) |
|-------|----------|----------|----------------------------|
| 20 | 11/9/07 | 1/26/08 | at Kansas State (75-84) |
| 18 | 11/15/16 | 1/25/17 | at West Virginia (69-85) |
| 18 | 11/15/12 | 2/2/13 | Oklahoma State (80-85) |
| 18 | 11/12/10 | 1/22/11 | vs. Texas (63-74) |
| 17 | 3/2/22 | 11/25/22 | vs. Tennessee (50-64) |
| 17 | 1/30/16 | 3/26/16 | vs. Villanova (59-64) |
| 16 | 1/14/20 | 3/7/20 | vs. Gonzaga (90-102) |
| 16 | 2/27/08 | 11/25/08 | vs. Syracuse (81-89 ot) |
| 14 | 11/13/09 | 1/10/10 | at Tennessee (68-76) |
| 14 | 2/7/07 | 3/24/07 | vs. UCLA (55-68) |
| 14 | 11/19/04 | 1/19/05 | at Villanova (62-83) |
| 13 | 11/23/15 | 1/12/16 | at West Virginia (63-74) |
| 13 | 1/13/10 | 2/27/10 | at Oklahoma State (77-85) |
| 11 | 2/19/11 | 3/27/11 | vs. VCU (61-71) |
| 10 | 11/28/22 | 1/17/23 | at Kansas State (82-83 ot) |
| 10 | 11/6/18 | 12/22/18 | at Arizona State (76-80) |
| 10 | 12/22/11 | 1/28/12 | at Iowa State (64-72) |
| 10 | 1/21/06 | 2/25/06 | at Texas (55-80) |

KANSAS SIGNS THREE IN NOVEMBER

Flory Bidunga (G, Democratic Republic of the Congo, Kokomo [Ind.] HS), Rakease Passmore (G, Palatka, Fla., A.C. Reynolds [N.C.] HS, Combine (N.C.) Academy) and Labaron Philon (G, Mobile, Ala., Baker HS, Link [Mo.] Academy) have signed National Letters of Intent to play basketball at Kansas, KU head coach Bill Self announced Nov. 8-9. The three will be freshmen at KU for the 2024-25 season. The Kansas class ranks fourth nationally according to 247sports.com.

FLORY BIDUNGA – FR., F, 6-9, 220, DEMOCRATIC REPUBLIC OF THE CONGO, KOKOMO (IND.) HS

- Was named to the Naismith Trophy Boy's High School Player of the Year Preseason Watch List on Nov. 17.
- Is a five-star big man from the Democratic Republic of the Congo who attends Kokomo High School in Kokomo, Indiana.
- Has been described as a freak athlete who can rebound, block shots and plays above the rim.
- Was the 2022-23 Gatorade Player of the Year in Indiana where he averaged 20.2 points, 13.8 rebounds and 4.5 blocked shots last season. Additionally, he shot 81 percent from the field and led Kokomo to a 24-5 record and his team advanced to the Indiana 4A state title game.
- As a sophomore, averaged 17.5 points, 13.3 rebounds and 5.3 blocked shots per game, shooting 79 percent from the field.
- In 56 high school games, Bidunga has 1,059 career points, 759 career rebounds and 274 career blocked shots.
- Is nationally ranked No. 6 by ESPN.com and Rivals.com and No. 8 by 247Sports.com.

RAKEASE PASSMORE – FR., G, 6-5, 185, PALATKA, FLA., A.C. REYNOLDS (N.C.) HS, COMBINE (N.C.) ACADEMY

- A four-star guard from Palatka, Florida who is entering his second season at Combine Academy in Lincolnton, North Carolina.
- Described as an explosive athlete who can get downhill, has the ability to catch-and-shoot threes and is a threat to create offense in transition at all times.
- In 2022-23 as a junior, averaged 13.9 points, 4.6 rebounds and 2.7 assists per game while at Combine Academy.
- Played at A.C. Reynolds High School in Asheville, North Carolina before transferring to Combine. As a sophomore at A.C. Reynolds, averaged 19.0 points, 6.9 rebounds and 2.9 assists per game in 2021-22.
- Averaged 15.1 points and 5.9 rebounds his while playing varsity his freshman year at A.C. Reynolds.
- Is ranked No. 48 in the recruiting class of 2024 by 247sports.com, No. 49 by Rivals.com and No. 52 by ESPN.com.
- AAU teammate with fellow Kansas signee Labaron Philon on Team Thad.

LABARON PHILON – FR., G, 6-4, 177, MOBILE, ALA., BAKER HS, LINK (MO.) ACADEMY

- Naismith Trophy Boy's High School Player of the Year Preseason Watch List A four-star guard who is currently playing at Link Academy in Branson, Missouri.
- Has good size and has the ability to score the basketball in a number of ways as well as makes plays for his teammates. Additionally, has been described as an elite ballhandler with good length and competes like no other on both ends of the floor.

- Prior to Link Academy, Philon played at Baker High School in Mobile, Alabama where he averaged 35.0 points, 6.2 rebounds, 3.9 assists and 2.6 steals per game in 2022-23. He hit 52 percent of his shots, including 34 percent from three-point range and 82 percent of his free throws.
- Scored 2,334 career points in three seasons at Baker High School.
- Is ranked No. 27 in the recruiting class of 2024 by 247Sports.com and No. 35 by ESPN.com.

KANSAS TO RETIRE TWO JERSEYS IN 2023-24

Kansas men's basketball will retire two jerseys during upcoming home games in the 2023-24 season. The first was Thomas Robinson on Dec. 9 when the Jayhawks defeated Missouri. KU will also retire Naismith Memorial Basketball Hall of Famer Bill "Skinny" Johnson on Jan. 22 when Kansas hosts Cincinnati.

Robinson was named Consensus All-America First Team in 2012, having led Kansas to the Final Four and the NCAA title game. In 2012, the Washington, D.C., forward was the ESPN.com National Player of the Year, the Big 12 Player of the Year and All-Big 12 First Team. Robinson was the Most Outstanding Player of the 2012 NCAA Tournament Midwest Region and named to the 2012 Final Four All-Tournament Team.

In 2011-12, Robinson set the Kansas single-season double-doubles record with 27, achieving the feat in 69.2 percent (27-of-39) of games played his junior year. His 463 rebounds in 2011-12 are second most in school history for a single season, trailing only KU legend Wilt Chamberlain's 510 in 1956-57. Additionally, Robinson's 692 points in 2011-12 are ninth on the KU single-season list. Career-wise at KU, Robinson ranks 56th in career scoring with 1,026 points, and 15th in all-time rebounds at 763.

The dominant collegiate center of his time, Johnson, who wore No. 33 while at Kansas, achieved All-American status in 1933 as he led the Jayhawks to three-consecutive Big Six Conference title under head coach Phog Allen. From Oklahoma City, Johnson, who stood 6-foot-4, was considered a giant in an era when the center jump after each basket was a part of the game, a rule that was later eliminated in 1937.

After graduation, Johnson continued to be a force in basketball. He played for Southern Kansas Stage Lines in the AAU, earning All-America honors. He led his team to the Missouri Valley AAU Conference title and third place in the National AAU Tournament in 1934. He was one of the few men to ever receive All-American honors in high school, college and AAU basketball. Johnson received the Jim Thorpe Award, given annually to an all-time sports great from Oklahoma, and was inducted into the Naismith Memorial Basketball Hall of Fame in 1977. He was inducted into the College Basketball Hall of Fame in 2006. Johnson died in February 1980.

UP NEXT



AT OKLAHOMA STATE

Tuesday, Jan. 16, 2024
Gallagher-Iba Arena (13,600)
Stillwater, Okla.
8 p.m. CT
ESPN

Kansas hits the road to take on Oklahoma State on Tuesday, Jan. 16. Tip from Gallagher-Iba Arena is set for 8 p.m. CT and the game will be televised on ESPN.

Kansas leads the overall series with Oklahoma State, 124-60, and the Jayhawks have won the last seven meetings. The Jayhawks hold a slim 41-36 mark in games played in Stillwater, including a 38-36 record in Gallagher-Iba Arena. KU has won its last three trips to Stillwater.



BILL SELF

HEAD COACH

Oklahoma State '85
 21st Season at Kansas
 31st Season Overall
Family: Cindy (wife), Lauren (daughter),
 Tyler (son), Ella, Phoebe and Jack (grandchildren)

CAREER RECORD // YEAR-BY-YEAR

| YEAR | OVERALL W-L / % | CONF. W-L / % | NOTE |
|-------------------------------|---------------------|--------------------|---|
| ORAL ROBERTS (1993-97) | | | |
| 1993-94 | 6-21 .222 | - - | None |
| 1994-95 | 10-17 .370 | - - | None |
| 1995-96 | 18-9 .667 | - - | None |
| 1996-97 | 21-7 .750 | - - | NIT |
| TULSA (1997-2000) | | | |
| 1997-98 | 19-12 .613 | 9-5 .643 | 3rd WAC |
| 1998-99 | 23-10 .697 | 9-5 .643 | t-1st WAC / NCAA Rnd of 32 |
| 1999-00 | 32-5 .865 | 12-2 .857 | 1st WAC / NCAA Elite Eight |
| ILLINOIS (2000-03) | | | |
| 2000-01 | 27-8 .771 | 13-3 .813 | t-1st Big Ten / NCAA Elite Eight |
| 2001-02 | 26-9 .743 | 11-5 .688 | t-1st Big Ten / NCAA Sweet 16 |
| 2002-03 | 25-7 .781 | 11-5 .688 | * 2nd Big Ten / NCAA Rnd of 32 |
| KANSAS (2003-present) | | | |
| 2003-04 | 24-9 .727 | 12-4 .750 | 2nd Big 12 / NCAA Elite Eight |
| 2004-05 | 23-7 .767 | 12-4 .750 | t-1st Big 12 / NCAA Rnd of 64 |
| 2005-06 | 25-8 .758 | 13-3 .813 | * t-1st Big 12 / NCAA Rnd of 64 |
| 2006-07 | 33-5 .868 | 14-2 .875 | * 1st Big 12 / NCAA Elite Eight |
| 2007-08 | 37-3 .925 | 13-3 .813 | * t-1st Big 12 / NCAA Champions |
| 2008-09 | 27-8 .771 | 14-2 .875 | 1st Big 12 / NCAA Sweet 16 |
| 2009-10 | 33-3 .917 | 15-1 .938 | * 1st Big 12 / NCAA Rnd of 32 |
| 2010-11 | 35-3 .921 | 14-2 .875 | * 1st Big 12 / NCAA Elite Eight |
| 2011-12 | 32-7 .821 | 16-2 .889 | 1st Big 12 / NCAA Runner-Up |
| 2012-13 | 31-6 .838 | 14-4 .778 | * t-1st Big 12 / NCAA Sweet 16 |
| 2013-14 | 25-10 .714 | 14-4 .778 | 1st Big 12 / NCAA Rnd of 32 |
| 2014-15 | 27-9 .750 | 13-5 .722 | 1st Big 12 / NCAA Rnd of 32 |
| 2015-16 | 33-5 .868 | 15-3 .833 | * 1st Big 12 / NCAA Elite Eight |
| 2016-17 | 31-5 .861 | 16-2 .889 | 1st Big 12 / NCAA Elite Eight |
| 2017-18 | 16-8 .667 | 6-5 .545 | |
| 2018-19 | 26-10 .722 | 12-6 .667 | 3rd Big 12 / NCAA Rnd of 32 |
| 2019-20 | 28-3 .903 | 17-1 .944 | 1st in Big 12 |
| 2020-21 | 21-9 .700 | 12-6 .667 | 2nd in Big 12 / NCAA Rnd 32 |
| 2021-22 | 34-6 .850 | 14-4 .778 | * t-1st Big 12 / NCAA Champions |
| 2022-23 | 24-8 .750 | 13-5 .722 | t-1st in Big 12 / NCAA Rnd 32 |
| 2023-24 | 13-2 .867 | 1-1 .500 | |
| TOTAL | 785-239 .767 | 335-94 .782 | 29 league titles (20 reg. season, 9 tourney) |
| KANSAS | 578-134 .812 | 270-69 .798 | 24 Big 12 titles (16 reg. season, 8 tourney) |
| ILLINOIS | 78-24 .765 | 35-13 .729 | Three Big Ten titles (2 reg. season, 1 tourney) |
| TULSA | 74-27 .733 | 30-12 .714 | Two WAC titles / 4-2 NCAA tourney record |
| ORU | 55-54 .505 | - - | |

* - won conference tournament; Note - ORU was independent during Self's tenure, so all games played at ORU were nonconference.

KANSAS RECORD // HOME-ROAD-NEUTRAL

| | W | L | % |
|--------------------------------|------------|------------|-------------|
| HOME (AFH) AT KU | 307 | 17 | .947 |
| HOME (T-Mobile Center) AT KU * | 11 | 3 | .786 |
| ROAD AT KU | 135 | 71 | .659 |
| NEUTRAL AT KU | 125 | 43 | .745 |
| TOTAL | 578 | 134 | .812 |

* Since 2007-08, regular-season games played at T-Mobile Center on the KU season-ticket package are considered home games.

| | |
|--------------------------------------|---------------|
| In Conference Tournament (at Kansas) | 44-14 (35-9) |
| In NCAA Tournament (at Kansas) | 52-22 (42-17) |
| In Postseason Play (at Kansas) | 96-36 (77-26) |
| In Overtime (at Kansas) | 31-14 (26-10) |



TROPHY CASE

- **NCAA Championship titles** (2008, 2022)
- **NCAA Final Four** (2008, 2012, 2022)
- **20 Regular Season Conference Titles:** 2 at Tulsa (1999, 2000); 2 at Illinois (2001, 2002); 16 at Kansas (2005, 2006, 2007, 2008, 2009, 2010, 2011, 2012, 2013, 2014, 2015, 2016, 2017, 2020, 2022, 2023)
- **9 Conference Tournament Titles:** 1 at Illinois (2003); 8 at Kansas (2006, 2007, 2008, 2010, 2011, 2013, 2016, 2022)

CAREER HONORS

- **Naismith Memorial Basketball Hall of Fame** - Class of 2017 inductee
- **National Coach of the Year** - 2000 (*Sporting News*; Wooden), 2009 (Yahoo! Sports; *Sporting News*; Athlon Sports; CBSSports.com; USBWA; AP; CBS/Chevrolet; ESPN.com), 2012 (*Sporting News*; Adolph Rupp; Naismith), 2016 (AP, Bleacher Report, *USA Today*)
- **Conference Coach of the Year** - 2000 (WAC), 2006 (Big 12), 2009 (Big 12), 2011 (Big 12), 2012 (co-Big 12), 2015 (Big 12 by AP), 2016 (Big 12 by AP), 2017 (Big 12), 2018 (co-Big 12 and AP)
- **Wooden Award "Legends of Coaching"** - 2013
- **Oklahoma Sports Hall of Fame** - 2013 induction
- **Wayman Tisdale Humanitarian Award** (USBWA) - 2014
- **Mannie Jackson - Basketball's Human Spirit Award** (Naismith Hall of Fame) - 2015
- **Winged Foot Award** (for national champion coach) - 2008
- **Naismith Coach of the Year Finalist** (Atlanta Tipoff Club) - 2000, 2001, 2002, 2003, 2009, 2012, 2017

NOTES

- Bill Self was named the eighth coach in Kansas basketball history on April 21, 2003.
- In September 2017, Self was inducted into the Naismith Memorial Basketball Hall of Fame in Springfield, Massachusetts.
- Self won his 700th career game on Feb. 8, 2020, with KU's 60-46 win at TCU. He became the 31st coach in NCAA Division I to accomplish the feat, the second youngest and the sixth fastest.
- While at Kansas, Self has won two national championships (2008, 2022), 16 regular-season Big 12 Conference titles, including a KU- and NCAA-record-tying 13-straight titles from 2005-17, and eight league tournament titles.
- At Kansas, Self has won 16 regular-season league titles with just 17 losses in Allen Fieldhouse. With KU's win versus Siena (11/18/16), Self became the winningest coach in Allen Fieldhouse, posting his 207th victory in the venue.
- In his first trip to the Final Four in 2008, Self's Kansas team won the title. Self is one of two active coaches in NCAA Division I to have won multiple national titles (Rick Pitino) and one of 16 all-time with multiple titles.
- While at Kansas, he has coached 13 NBA Lottery selections including Andrew Wiggins and Joel Embiid, the No. 1 and No. 3 overall selections in the 2014 NBA Draft. Wiggins was the second-ever Jayhawk to go No. 1 with the other being Danny Manning in 1988.
- Self has guided his teams to 23-win seasons in 23 of the last 25 seasons dating back to 1998-99.
- Self's teams have won 20 regular-season league crowns in the last 25 years. His teams have never finished lower than third in the conference.
- Self's 10 career 30-win seasons are tied for third most in NCAA history - Mike Krzyzewski (16), Roy Williams (12), John Calipari (10); and is tied for No. 1 on the active coaches' list. Nine of his 10 30-win seasons have been at Kansas.
- Self was the head coach for Team USA's U18 team that competed and won gold at the 2018 FIBA Americas Championship held in St. Catharines, Canada, in the summer of 2018.
- Self is one of five coaches in NCAA Division I history to have led three different teams - Tulsa, Illinois and Kansas - to the NCAA Elite Eight, including eight times with KU (2004-07-08-11-12-16-17-22). The other coaches are: Gene Bartow, John Calipari, Rick Pitino and Eddie Sutton.
- A 1985 graduate of Oklahoma State, Self began his coaching career as a graduate assistant at Kansas in 1985-86 under head coach Larry Brown. He then returned to his alma mater as an assistant for seven seasons under coaches Leonard Hamilton and Eddie Sutton. His first head coaching job was at Oral Roberts in 1993-94, then Tulsa (1997-98), Illinois (2000-03) and Kansas (2003-present).

HUNTER DICKINSON

Senior • Center • 7-2 • 260 • Alexandria, Va. • DeMatha Catholic HS • Twitter: @H_Dickinson24 • IG: @hunter.dickinson1



- A fourth-year transfer from Michigan
- On most every preseason All-America and national player of the year honors.
- Big 12 Preseason Player of the Year, Big 12 Preseason Newcomer of the Year and Preseason All-Big 12 First Team
- Earned many national and conference honors while at Michigan, including Consensus All-America Second Team in 2021
- A three-time All-Big Ten selection, including first team honors in 2022 and 2023
- Averaged 17.2 points and 8.4 rebounds for his career and led Michigan in points and rebounds each of the last three seasons
- For his career, entered 2023-24 with 1,617 points, 787 rebounds and 149 blocked shots.

CAREER HONORS

Wooden Award Midseason Top 25 Watch List; Big 12 Player of the Week (1.8.24); Big 12 Newcomer of the Week (1.8.24); Maui Invitational All-Tournament Team; Oscar Robertson National Player of the Week (11.19.23; 1 of 5); Big 12 Player of the Week (11.20.23); Big 12 Newcomer of the Week (11.20.23); Wooden Award Preseason Top 50; Big 12 Newcomer of the Week (11.13.23); Preseason Sporting News All-America Second Team; Naismith Trophy Men's preseason watch list (1 of 50); NABC Player of the Year Preseason Watch List (1 of 20); Kareem Abdul-Jabbar Award Watch List; Associated Press Preseason All-America; Big 12 Preseason Player of the Year; Preseason Big 12 Newcomer of the Year; Preseason All-Big 12; Preseason NABC Division I Player of the Year (1 of 20); USBWA All-District V Team [2023]; NABC All-District 7 First Team [2023]; All-Big Ten First Team [2023]; Academic All-Big Ten [2023]; USBWA All-District V Team [2022]; NABC All-District 7 Second Team [2022]; All-Big Ten First Team [2022]; CoSIDA Academic All-District [2022]; Academic All-Big Ten [2022]; Consensus All-America Second Team [2021]; NCAA Tournament All-East Region Team [2021]; USBWA All-District V Team [2021]; NABC All-District 7 Second Team [2021]; Big Ten Newcomer of the Year [AP, 2021]; Big Ten All-Freshman Team [2021]; Big Ten Freshman of the Year [2021]; All-Big Ten Second Team [2021]; 3x Big Ten Player of the Week; 7x Big Ten Freshman of the Week [2020-21].

MISCELLANEOUS

| | FR | SO | JR | SR | CAREER |
|---------------------|----|----|----|----|--------|
| Double-Doubles | 6 | 11 | 14 | 9 | 40 |
| 10+ Points | 23 | 29 | 31 | 14 | 97 |
| 20+ Points | 5 | 15 | 14 | 6 | 40 |
| 30+ Points | - | 1 | 2 | 2 | 5 |
| 10+ Rebounds | 6 | 12 | 15 | 10 | 43 |
| 20+ Rebounds | - | - | - | 2 | 2 |
| 3+ Assists | 2 | 13 | 7 | 3 | 25 |
| 2+ 3PT Field Goals | - | 5 | 5 | 4 | 14 |
| 2+ Steals | 1 | 4 | 3 | 5 | 13 |
| 2+ Blocks | 10 | 14 | 17 | 4 | 45 |
| Led Team in Pts. | - | - | - | 7 | 7 |
| Led Team in Rebs. | - | - | - | 14 | 14 |
| Led Team in Assists | - | - | - | - | - |
| Led Team in Blocks | - | - | - | 6 | 6 |
| Led Team in Steals | - | - | - | 3 | 3 |

DICKINSON CAREER HIGHS

| | | |
|---------------------|----|---------------------------------------|
| Points | 33 | vs. Michigan State (3.1.22) |
| Field Goals | 15 | vs. Chaminade (11.20.23) |
| Field Goal Att. | 22 | vs. Kentucky (12.4.22) |
| 3PT Field Goals | 4 | vs. Purdue (2.10.22) |
| 3PT Field Goal Att. | 7 | vs. Purdue (1.26.23) |
| Free Throws | 10 | vs. Kentucky (11.14.23) |
| Free Throw Att. | 11 | vs. Kentucky (11.14.23) |
| Rebounds | 21 | vs. Kentucky (11.14.23) |
| Assists | 7 | vs. Iowa (2.17.22) |
| Blocks | 5 | 3x, last at Indiana (3.5.23) |
| Steals | 3 | 4x, last vs. Wichita State (12.30.23) |
| Minutes | 46 | vs. Illinois (3.2.23) |

2023-24 GAME-BY-GAME

| OPPONENT (Date) | MP | FG-A | PCT | 3PT-A | PCT | FT-A | PCT | O-D-T | PF | A | TO | BLK | ST | TP |
|--------------------------------|-------|-------|------|-------|-------|-------|-------|---------|----|---|----|-----|----|----|
| *NORTH CAROLINA CENTRAL (11.6) | 23:40 | 8-9 | .889 | 3-3 | 1.000 | 2-2 | 1.000 | 2-6-8 | 2 | 5 | 0 | 2 | 1 | 21 |
| *MANHATTAN COLLEGE (11.10) | 20:25 | 7-14 | .500 | 1-1 | 1.000 | 3-4 | .750 | 3-5-8 | 0 | 2 | 1 | 1 | 1 | 18 |
| *vs. Kentucky (11.14) | 37:06 | 8-12 | .667 | 1-2 | .500 | 10-11 | .909 | 6-15-21 | 3 | 0 | 3 | 0 | 3 | 27 |
| *vs. Chaminade (11.20) | 32:21 | 15-18 | .833 | 1-2 | .500 | 0-0 | --- | 1-10-11 | 0 | 1 | 1 | 0 | 2 | 31 |
| *vs. Marquette (11.21) | 32:36 | 5-10 | .500 | 1-2 | .500 | 2-4 | .500 | 1-7-8 | 1 | 3 | 5 | 1 | 2 | 13 |
| *vs. Tennessee (11.22) | 29:54 | 7-13 | .538 | 1-2 | .500 | 2-5 | .400 | 1-19-20 | 1 | 2 | 1 | 1 | 1 | 17 |
| *EASTERN ILLINOIS (11.28) | 34:50 | 11-15 | .733 | 0-1 | .000 | 3-4 | .750 | 5-8-13 | 0 | 2 | 3 | 3 | 1 | 25 |
| *UCONN (12.1) | 37:31 | 6-12 | .500 | 3-4 | .750 | 0-1 | .000 | 2-7-9 | 4 | 1 | 0 | 4 | 0 | 15 |
| *KANSAS CITY (12.5) | 29:13 | 6-12 | .500 | 0-2 | .000 | 2-2 | 1.000 | 1-11-12 | 4 | 2 | 1 | 1 | 1 | 14 |
| *MISSOURI (12.9) | 35:01 | 6-9 | .667 | 0-0 | --- | 1-1 | 1.000 | 5-11-16 | 1 | 1 | 3 | 0 | 1 | 13 |
| *at Indiana (12.18) | 37:51 | 8-17 | .471 | 0-1 | .000 | 1-2 | .500 | 3-11-14 | 1 | 1 | 1 | 1 | 1 | 17 |
| *YALE (12.22) | 35:29 | 4-9 | .444 | 0-2 | .000 | 0-0 | --- | 0-10-10 | 1 | 1 | 3 | 2 | 0 | 8 |
| *vs. Wichita State (12.30) | 30:25 | 10-17 | .588 | 2-3 | .667 | 0-0 | --- | 5-8-13 | 1 | 4 | 1 | 1 | 3 | 22 |
| *TCU (1.6) | 34:55 | 13-20 | .650 | 2-3 | .667 | 2-3 | .667 | 8-3-11 | 2 | 1 | 3 | 0 | 1 | 30 |
| *at UCF (1.10) | 27:53 | 5-9 | .556 | 1-3 | .333 | 1-2 | .500 | 0-4-4 | 4 | 1 | 2 | 0 | 2 | 12 |
| OKLAHOMA (1.13) | | | | | | | | | | | | | | |
| at Oklahoma State (1.16) | | | | | | | | | | | | | | |
| at West Virginia (1.20) | | | | | | | | | | | | | | |
| CINCINNATI (1.22) | | | | | | | | | | | | | | |
| at Iowa State (1.27) | | | | | | | | | | | | | | |
| OKLAHOMA STATE (1.30) | | | | | | | | | | | | | | |
| HOUSTON (2.3) | | | | | | | | | | | | | | |
| at Kansas State (2.5) | | | | | | | | | | | | | | |
| BAYLOR (2.10) | | | | | | | | | | | | | | |
| at Texas Tech (2.12) | | | | | | | | | | | | | | |
| at Oklahoma (2.17) | | | | | | | | | | | | | | |
| TEXAS (2.24) | | | | | | | | | | | | | | |
| BYU (2.27) | | | | | | | | | | | | | | |
| at Baylor (3.2) | | | | | | | | | | | | | | |
| KANSAS STATE (3.5) | | | | | | | | | | | | | | |
| at Houston (3.9) | | | | | | | | | | | | | | |

* Starter

CAREER STATS

| SEASON | GP-GS | MIN/AVG | FG-FGA | PCT | 3FG-3FGA | PCT | FT-FTA | PCT | O-D-T | AVG | PF-FO | AST | TO | BLK | STL | PTS | AVG |
|--------------|----------------|------------------|-----------------|-------------|---------------|-------------|----------------|-------------|--------------------|------------|--------------|------------|------------|------------|-----------|-------------|-------------|
| 2020-21* | 28-23 | 726/26.0 | 156-261 | .598 | 0-4 | .000 | 82-111 | .739 | 61-145-206 | 7.4 | 71-1 | 25 | 64 | 40 | 9 | 394 | 14.1 |
| 2021-22* | 32-32 | 1030/32.3 | 240-426 | .563 | 21-64 | .328 | 93-116 | .802 | 75-199-274 | 8.6 | 87-1 | 73 | 65 | 49 | 15 | 594 | 18.6 |
| 2022-23* | 34-34 | 1106/32.8 | 244-436 | .560 | 24-57 | .421 | 117-161 | .727 | 78-229-307 | 9.0 | 63-1 | 50 | 69 | 60 | 17 | 629 | 18.5 |
| 2023-24 | 15-15 | 479/31.9 | 119-196 | .607 | 16-31 | .516 | 29-41 | .707 | 43-135-178 | 11.9 | 25-0 | 27 | 28 | 17 | 20 | 283 | 18.9 |
| TOTAL | 109-104 | 3341/30.7 | 759-1319 | .575 | 61-156 | .391 | 321-429 | .748 | 257-708-965 | 8.9 | 246-3 | 175 | 226 | 166 | 61 | 1900 | 17.4 |

*AT MICHIGAN

DAJUAN HARRIS JR.

RS-Senior • Guard • 6-2 • 170 • Columbia, Mo. • Rock Bridge HS • Twitter: @DajuanH10 • IG: @dajuanharris



- Kansas is 26-1 when Harris scores 10 or more points in a game.
- Preseason All-Big 12 First Team
- 2023 Big 12 Defensive Player of the Year, All-Big 12 Honorable Mention and Big 12 All-Defensive Team.
- Graduated with a bachelor's degree in liberal arts & sciences in May 2023.
- Starting point guard on the 2022 NCAA National Championship team.
- Led the Big 12 and was 14th in the NCAA in assist-to-turnover ratio in 2021-22.
- 2022 All-Big 12 Honorable Mention and Big 12 All-Defensive Team member as a redshirt-sophomore.
- A two-time Academic All-Big 12 First Team.
- Known for his instinct on defense and his ability to create on offense.

CAREER HONORS

Wooden Award Preseason Top 50
 Naismith Trophy Men's preseason watch list (1 of 50)
 Bob Cousy Award Watch List
 Preseason All-Big 12 First Team [2023]
 Academic All-Big 12 First Team [2023]
 Big 12 Championship All-Tournament Team [2023]
 Big 12 Defensive Player of the Year [2023]
 Big 12 All-Defensive Team [2023]
 All-Big 12 Honorable Mention [2023]
 CSC Academic All-District [2023]
 Big 12 All-Defensive Team [2022]
 All-Big 12 Honorable Mention [2022]
 Academic All-Big 12 First Team [2022]
 Academic All-Big 12 First Team [2021]

MISCELLANEOUS

| | FR | SO | JR | SR | CAREER |
|---------------------|----|----|----|----|--------|
| Double-Doubles | - | - | 1 | - | 1 |
| 5+ Points | 6 | 21 | 28 | 10 | 65 |
| 10+ Points | 1 | 7 | 17 | 4 | 29 |
| 20+ Points | - | - | - | 1 | 1 |
| 5+ Rebounds | - | 1 | 5 | - | 6 |
| 5+ Assists | 5 | 14 | 26 | 14 | 59 |
| 10+ Assists | - | - | 3 | 1 | 4 |
| 2+ 3PT Field Goals | 1 | 6 | 8 | 5 | 20 |
| 2+ Steals | 7 | 19 | 28 | 5 | 56 |
| 2+ Blocks | - | - | 3 | - | 3 |
| Led Team in Pts. | - | 1 | 2 | - | 3 |
| Led Team in Rebs. | - | - | - | - | - |
| Led Team in Assists | 8 | 24 | 30 | 11 | 73 |
| Led Team in Blocks | 1 | 3 | 7 | - | 11 |
| Led Team in Steals | 8 | 21 | 17 | 1 | 47 |

HARRIS CAREER HIGHS

| | | |
|---------------------|----|---|
| Points | 23 | vs. Kentucky (1.14.23) |
| Field Goals | 8 | vs. Texas (2.6.23) |
| Field Goal Att. | 16 | vs. Texas (2.6.23) |
| 3PT Field Goals | 5 | vs. Kentucky (11.14.23) at Texas Tech (1.3.23) |
| 3PT Field Goal Att. | 6 | 4x, last vs. Kentucky (11.14.23) |
| Free Throws | 6 | vs. Iowa State (1.11.22) |
| Free Throw Att. | 8 | vs. Iowa State (3.10.23) |
| Rebounds | 6 | vs. Texas (2.6.23) |
| Assists | 11 | at Kansas State (1.17.23) |
| Blocks | 4 | vs. Texas (3.5.22) |
| Steals | 6 | vs. West Virginia (2.25.23) |
| Minutes | 42 | at Kansas State (1.17.23) |

2023-24 GAME-BY-GAME

| OPPONENT (Date) | MP | FG-A | PCT | 3PT-A | PCT | FT-A | PCT | O-D-T | PF | A | TO | BLK | ST | TP |
|--------------------------------|-------|------|------|-------|-------|------|-------|-------|----|----|----|-----|----|----|
| *NORTH CAROLINA CENTRAL (11.6) | 24:43 | 0-0 | --- | 0-0 | --- | 0-0 | --- | 0-4-4 | 1 | 10 | 2 | 0 | 1 | 0 |
| *MANHATTAN COLLEGE (11.10) | 24:16 | 1-4 | .250 | 0-2 | .000 | 0-0 | --- | 0-1-1 | 3 | 7 | 0 | 1 | 1 | 2 |
| *vs. Kentucky (11.14) | 37:34 | 7-12 | .583 | 5-6 | .833 | 4-5 | .800 | 0-2-2 | 3 | 7 | 4 | 1 | 0 | 23 |
| *vs. Chaminade (11.20) | 34:59 | 3-6 | .500 | 1-2 | .500 | 0-0 | --- | 0-4-4 | 1 | 8 | 4 | 0 | 0 | 7 |
| *vs. Marquette (11.21) | 35:32 | 2-8 | .250 | 0-3 | .000 | 0-0 | --- | 0-3-3 | 3 | 3 | 2 | 0 | 2 | 4 |
| *vs. Tennessee (11.22) | 38:55 | 2-4 | .500 | 0-1 | .000 | 1-2 | .500 | 1-2-3 | 0 | 8 | 3 | 0 | 0 | 5 |
| *EASTERN ILLINOIS (11.28) | 36:14 | 0-4 | .000 | 0-1 | .000 | 1-2 | .500 | 1-2-3 | 1 | 9 | 3 | 1 | 2 | 1 |
| *UCONN (12.1) | 37:41 | 1-7 | .143 | 1-1 | 1.000 | 0-2 | .000 | 0-2-2 | 1 | 6 | 2 | 1 | 1 | 3 |
| *KANSAS CITY (12.5) | 35:26 | 3-6 | .500 | 2-3 | .667 | 0-0 | --- | 0-1-1 | 1 | 7 | 2 | 0 | 1 | 8 |
| *MISSOURI (12.9) | 40:00 | 3-6 | .500 | 0-1 | .000 | 2-2 | 1.000 | 0-2-2 | 4 | 5 | 4 | 1 | 1 | 8 |
| *at Indiana (12.18) | 40:00 | 5-9 | .556 | 2-4 | .500 | 0-0 | --- | 0-2-2 | 2 | 5 | 3 | 0 | 2 | 12 |
| *YALE (12.22) | 35:06 | 3-5 | .600 | 2-3 | .667 | 2-2 | 1.000 | 0-1-1 | 3 | 6 | 2 | 1 | 4 | 10 |
| *vs. Wichita State (12.30) | 35:30 | 2-5 | .400 | 2-3 | .667 | 0-0 | --- | 0-0-0 | 0 | 9 | 2 | 0 | 2 | 6 |
| *TCU (1.6) | 38:41 | 3-7 | .429 | 0-1 | .000 | 4-4 | 1.000 | 0-3-3 | 1 | 8 | 5 | 0 | 0 | 10 |
| *at UCF (1.10) | 37:03 | 2-8 | .250 | 0-3 | .000 | 1-2 | .500 | 2-0-2 | 0 | 8 | 3 | 0 | 1 | 5 |
| OKLAHOMA (1.13) | | | | | | | | | | | | | | |
| at Oklahoma State (1.16) | | | | | | | | | | | | | | |
| at West Virginia (1.20) | | | | | | | | | | | | | | |
| CINCINNATI (1.22) | | | | | | | | | | | | | | |
| at Iowa State (1.27) | | | | | | | | | | | | | | |
| OKLAHOMA STATE (1.30) | | | | | | | | | | | | | | |
| HOUSTON (2.3) | | | | | | | | | | | | | | |
| at Kansas State (2.5) | | | | | | | | | | | | | | |
| BAYLOR (2.10) | | | | | | | | | | | | | | |
| at Texas Tech (2.12) | | | | | | | | | | | | | | |
| at Oklahoma (2.17) | | | | | | | | | | | | | | |
| TEXAS (2.24) | | | | | | | | | | | | | | |
| BYU (2.27) | | | | | | | | | | | | | | |
| at Baylor (3.2) | | | | | | | | | | | | | | |
| KANSAS STATE (3.5) | | | | | | | | | | | | | | |
| at Houston (3.9) | | | | | | | | | | | | | | |

^ Starter

CAREER STATS

| SEASON | GP-GS | MIN/AVG | FG-FGA | PCT | 3FG-3FGA | PCT | FT-FTA | PCT | O-D-T | AVG | PF-FO | AST | TO | BLK | STL | PTS | AVG |
|--------------|---------------|------------------|----------------|-------------|---------------|-------------|---------------|-------------|-------------------|------------|--------------|------------|------------|-----------|------------|------------|------------|
| 2020-21 | 30-2 | 480/16.0 | 27-56 | .482 | 9-14 | .643 | 8-10 | .800 | 8-26-34 | 1.1 | 45-0 | 65 | 24 | 2 | 29 | 71 | 2.4 |
| 2021-22 | 40-39 | 1158/29.7 | 87-201 | .433 | 20-61 | .328 | 19-24 | .792 | 15-39-54 | 1.4 | 78-0 | 166 | 55 | 11 | 55 | 213 | 5.5 |
| 2022-23 | 36-36 | 1231/34.2 | 131-278 | .470 | 30-74 | .410 | 28-47 | .600 | 25-65-90 | 2.5 | 58-1 | 224 | 73 | 15 | 78 | 320 | 8.9 |
| 2023-24 | 15-15 | 533/35.5 | 37-91 | .407 | 15-34 | .441 | 15-21 | .714 | 4-29-33 | 2.2 | 24-0 | 106 | 41 | 6 | 18 | 104 | 6.9 |
| TOTAL | 121-92 | 3402/28.1 | 283-631 | .448 | 74-184 | .402 | 70-102 | .686 | 52-159-211 | 1.7 | 205-1 | 561 | 197 | 35 | 183 | 710 | 5.9 |



JOHNNY FURPHY

Freshman • Guard • 6-9 • 202 • Melbourne, Australia • Centre of Excellence • IG: @johnnyfurphy

- 2024 Julius Erving Small Forward of the Year Top-20 Watch List
- Played for Centre of Excellence (CoE) – Australia's development program hosted at the Australian Institute of Sport alongside NBA Global Academy
- Reclassified for the 2023 class and garnered attention when he participated in various NBA Academy events in the United States
- Playing for CoE, averaged 14.3 points and was 22-for-56 (39.3 percent) from three-point range, to go along with 5.6 rebounds in 12 games played in 2023
- Playing for Victoria at the 2023 Australia-U20 Championship, Furphy averaged 13.3 points, 5.0 rebounds and 1.2 steals in six games and made 38.5 percent of his three-point field goals, going 21-for-33 from beyond the arc.
- Father (Richard) played professional Australian Rules Football and brother (Joe) currently plays professional Australian Rules Football.

CAREER HONORS

Preseason Julius Erving Award Watch List [2024]

MISCELLANEOUS

| | FR | CAREER |
|---------------------|----|--------|
| Double-Doubles | - | - |
| 10+ Points | 2 | 2 |
| 5+ Rebounds | 1 | 1 |
| 3+ Assists | - | - |
| 2+ 3PT Field Goals | 4 | 4 |
| 2+ Steals | 2 | 2 |
| 2+ Blocks | - | - |
| Led Team in Pts. | - | - |
| Led Team in Rebs. | - | - |
| Led Team in Assists | - | - |
| Led Team in Blocks | - | - |
| Led Team in Steals | - | - |

FURPHY CAREER HIGHS

| | | |
|---------------------|----|---|
| Points | 15 | vs. Manhattan College (11.10.23) |
| Field Goals | 6 | vs. Manhattan College (11.10.23) |
| Field Goal Att. | 10 | vs. Manhattan College (11.10.23) |
| 3PT Field Goals | 3 | vs. Manhattan College (11.10.23) |
| 3PT Field Goal Att. | 7 | vs. Manhattan College (11.10.23) |
| Free Throws | 3 | vs. Eastern Illinois (11.28.23) |
| Free Throw Att. | 4 | vs. Eastern Illinois (11.28.23) |
| Rebounds | 5 | vs. North Carolina Central (11.6.23) |
| Assists | 2 | vs. North Carolina Central (11.6.23) |
| Blocks | 1 | 3x, last vs. TCU (1.6.24) |
| Steals | 2 | vs. Kansas City (12.5.23) vs. Chaminade (11.20.23) |
| Minutes | 20 | vs. Manhattan College (11.10.23) |

2023-24 GAME-BY-GAME

| OPPONENT (Date) | MP | FG-A | PCT | 3PT-A | PCT | FT-A | PCT | O-D-T | PF | A | TO | BLK | ST | TP |
|-------------------------------|-------|------|-------|-------|-------|------|------|-------|----|---|----|-----|----|----|
| NORTH CAROLINA CENTRAL (11.6) | 16:58 | 2-4 | .500 | 2-4 | .500 | 0-0 | --- | 1-4-5 | 1 | 2 | 0 | 0 | 1 | 6 |
| MANHATTAN COLLEGE (11.10) | 20:15 | 6-10 | .600 | 3-7 | .429 | 0-0 | --- | 1-2-3 | 3 | 0 | 2 | 0 | 0 | 15 |
| vs. Kentucky (11.14) | 11:57 | 0-2 | .000 | 0-2 | .000 | 0-0 | --- | 0-1-1 | 3 | 0 | 1 | 0 | 0 | 0 |
| ^vs. Chaminade (11.20) | 17:00 | 2-5 | .400 | 0-3 | .000 | 0-0 | --- | 2-0-2 | 2 | 1 | 0 | 0 | 2 | 4 |
| vs. Marquette (11.21) | 12:09 | 2-3 | .667 | 1-2 | .500 | 0-0 | --- | 2-2-4 | 0 | 0 | 1 | 0 | 0 | 5 |
| vs. Tennessee (11.22) | 10:49 | 2-2 | 1.000 | 1-1 | 1.000 | 0-0 | --- | 0-0-0 | 1 | 0 | 0 | 0 | 0 | 5 |
| EASTERN ILLINOIS (11.28) | 14:10 | 1-4 | .250 | 1-4 | .250 | 3-4 | .750 | 1-2-3 | 2 | 0 | 1 | 0 | 1 | 6 |
| UCONN (12.1) | 13:42 | 2-3 | .667 | 2-3 | .667 | 0-0 | --- | 0-1-1 | 3 | 0 | 1 | 0 | 0 | 6 |
| KANSAS CITY (12.5) | 13:36 | 4-7 | .571 | 2-4 | .500 | 0-0 | --- | 0-2-2 | 0 | 0 | 0 | 1 | 2 | 10 |
| MISSOURI (12.9) | 07:39 | 0-1 | .000 | 0-0 | --- | 0-0 | --- | 1-3-4 | 3 | 0 | 0 | 0 | 0 | 0 |
| at Indiana (12.18) | 07:23 | 0-1 | .000 | 0-1 | .000 | 1-2 | .500 | 0-2-2 | 1 | 0 | 0 | 1 | 0 | 1 |
| YALE (12.22) | - | - | - | - | - | - | - | - | - | - | - | - | - | - |
| vs. Wichita State (12.30) | 13:49 | 2-6 | .333 | 1-5 | .200 | 2-3 | .667 | 0-3-3 | 2 | 0 | 0 | 0 | 0 | 7 |
| TCU (1.6) | 09:58 | 1-2 | .500 | 1-2 | .500 | 1-2 | .500 | 0-3-3 | 4 | 1 | 1 | 1 | 1 | 4 |
| at UCF (1.10) | 17:30 | 4-8 | .500 | 1-4 | .250 | 0-0 | --- | 2-2-4 | 1 | 1 | 0 | 0 | 1 | 9 |
| OKLAHOMA (1.13) | | | | | | | | | | | | | | |
| at Oklahoma State (1.16) | | | | | | | | | | | | | | |
| at West Virginia (1.20) | | | | | | | | | | | | | | |
| CINCINNATI (1.22) | | | | | | | | | | | | | | |
| at Iowa State (1.27) | | | | | | | | | | | | | | |
| OKLAHOMA STATE (1.30) | | | | | | | | | | | | | | |
| HOUSTON (2.3) | | | | | | | | | | | | | | |
| at Kansas State (2.5) | | | | | | | | | | | | | | |
| BAYLOR (2.10) | | | | | | | | | | | | | | |
| at Texas Tech (2.12) | | | | | | | | | | | | | | |
| at Oklahoma (2.17) | | | | | | | | | | | | | | |
| TEXAS (2.24) | | | | | | | | | | | | | | |
| BYU (2.27) | | | | | | | | | | | | | | |
| at Baylor (3.2) | | | | | | | | | | | | | | |
| KANSAS STATE (3.5) | | | | | | | | | | | | | | |
| at Houston (3.9) | | | | | | | | | | | | | | |

^ Starter

CAREER STATS

| SEASON | GP-GS | MIN/AVG | FG-FGA | PCT | 3FG-3FGA | PCT | FT-FTA | PCT | O-D-T | AVG | PF-FO | AST | TO | BLK | STL | PTS | AVG |
|--------------|-------------|-----------------|--------------|-------------|--------------|-------------|-------------|-------------|-----------------|------------|-------------|----------|----------|----------|----------|-----------|------------|
| 2023-24 | 14-1 | 187/13.4 | 28-58 | .483 | 15-42 | .357 | 7-11 | .636 | 10-27-37 | 2.6 | 26-0 | 5 | 7 | 3 | 7 | 78 | 5.6 |
| TOTAL | 14-1 | 187/13.4 | 28-58 | .483 | 15-42 | .357 | 7-11 | .636 | 10-27-37 | 2.6 | 26-0 | 5 | 7 | 3 | 7 | 78 | 5.6 |

JAMARI MCDOWELL

Freshman • Guard • 6-4 • 180 • Houston, Texas • Manvel HS • Twitter: @jamari_mcdowell • IG: @_jamarii

- Can play all three perimeter positions
- A solid shooter who plays with a high motor and above the rim
- Played at Manvel High School in Manvel, Texas, a suburb of Houston, for head coach Chris Wilson
- Was a 2023 UIL Boys 5A All-State and TABC All-Region selection
- Averaged 22.4 points, 8.1 rebounds, 5.4 assists and 3.2 blocked shots per game his senior season as Manvel posted a 21-10 record and won the district title going 10-3
- As a junior, Manvel HS posted a 19-5 record and McDowell averaged 21.7 points, 7.2 rebounds, 5.1 assists and 4.5 steals per game
- Played AAU basketball for the Houston Defenders.



MISCELLANEOUS

| | FR | CAREER |
|---------------------|----|--------|
| Double-Doubles | - | - |
| 5+ Points | 3 | 3 |
| 10+ Points | 1 | 1 |
| 5+ Rebounds | 1 | 1 |
| 3+ Assists | - | - |
| 2+ 3PT Field Goals | 1 | 1 |
| 2+ Steals | - | - |
| 2+ Blocks | - | - |
| Led Team in Pts. | - | - |
| Led Team in Rebs. | - | - |
| Led Team in Assists | - | - |
| Led Team in Blocks | - | - |
| Led Team in Steals | - | - |

MCDOWELL CAREER HIGHS

| | | |
|---------------------|----|---------------------------------------|
| Points | 7 | vs. Tennessee (11.22.23) |
| Field Goals | 2 | vs. Tennessee (11.22.23) |
| Field Goal Att. | 7 | vs. Tennessee (11.22.23) |
| 3PT Field Goals | 2 | vs. Tennessee (11.22.23) |
| 3PT Field Goal Att. | 6 | vs. Tennessee (11.22.23) |
| Free Throws | 4 | vs. Wichita State (12.30.23) |
| Free Throw Att. | 4 | vs. Wichita State (12.30.23) |
| Rebounds | 6 | vs. Manhattan College (11.10.23) |
| Assists | 2 | vs. Marquette (11.21.23) |
| Blocks | 1 | vs. Tennessee (11.22.23) |
| Steals | 1 | 3x, last vs. Wichita State (12.30.23) |
| Minutes | 27 | vs. Tennessee (11.22.23) |

2023-24 GAME-BY-GAME

| OPPONENT (Date) | MP | FG-A | PCT | 3PT-A | PCT | FT-A | PCT | O-D-T | PF | A | TO | BLK | ST | TP |
|-------------------------------|-------|------|------|-------|------|------|-------|-------|----|---|----|-----|----|----|
| NORTH CAROLINA CENTRAL (11.6) | - | - | - | - | - | - | - | - | - | - | - | - | - | - |
| MANHATTAN COLLEGE (11.10) | 13:42 | 1-4 | .250 | 1-2 | .500 | 2-2 | 1.000 | 2-4-6 | 0 | 1 | 1 | 0 | 1 | 5 |
| vs. Kentucky (11.14) | 03:46 | 0-0 | --- | 0-0 | --- | 2-2 | 1.000 | 0-1-1 | 0 | 0 | 0 | 0 | 0 | 2 |
| vs. Chaminade (11.20) | 10:15 | 1-2 | .500 | 0-1 | .000 | 0-0 | --- | 1-0-1 | 2 | 1 | 0 | 0 | 0 | 2 |
| vs. Marquette (11.21) | 09:55 | 1-5 | .200 | 1-2 | .500 | 0-0 | --- | 0-0-0 | 2 | 2 | 0 | 0 | 0 | 3 |
| vs. Tennessee (11.22) | 27:16 | 2-7 | .286 | 2-6 | .333 | 1-2 | .500 | 1-3-4 | 1 | 1 | 0 | 1 | 0 | 7 |
| EASTERN ILLINOIS (11.28) | 07:28 | 0-1 | .000 | 0-1 | .000 | 1-2 | .500 | 2-1-3 | 0 | 1 | 0 | 0 | 1 | 1 |
| UCONN (12.1) | 00:01 | 0-0 | --- | 0-0 | --- | 0-0 | --- | 0-0-0 | 0 | 0 | 0 | 0 | 0 | 0 |
| KANSAS CITY (12.5) | 05:09 | 0-1 | .000 | 0-1 | .000 | 0-0 | --- | 0-1-1 | 0 | 0 | 0 | 0 | 0 | 0 |
| MISSOURI (12.9) | 04:41 | 0-2 | .000 | 0-1 | .000 | 0-0 | --- | 0-0-0 | 0 | 0 | 0 | 0 | 0 | 0 |
| at Indiana (12.18) | 08:22 | 1-2 | .500 | 1-2 | .500 | 0-0 | --- | 0-1-1 | 1 | 1 | 1 | 0 | 0 | 3 |
| YALE (12.22) | 04:54 | 0-0 | --- | 0-0 | --- | 0-0 | --- | 0-1-1 | 0 | 0 | 0 | 0 | 0 | 0 |
| vs. Wichita State (12.30) | 08:01 | 1-3 | .333 | 0-1 | .000 | 4-4 | 1.000 | 3-0-3 | 0 | 1 | 0 | 0 | 1 | 6 |
| TCU (1.6) | 01:31 | 0-0 | --- | 0-0 | --- | 0-0 | --- | 0-0-0 | 0 | 0 | 1 | 0 | 0 | 0 |
| at UCF (1.10) | 01:57 | 0-0 | --- | 0-0 | --- | 0-0 | --- | 0-0-0 | 0 | 0 | 0 | 0 | 0 | 0 |
| OKLAHOMA (1.13) | | | | | | | | | | | | | | |
| at Oklahoma State (1.16) | | | | | | | | | | | | | | |
| at West Virginia (1.20) | | | | | | | | | | | | | | |
| CINCINNATI (1.22) | | | | | | | | | | | | | | |
| at Iowa State (1.27) | | | | | | | | | | | | | | |
| OKLAHOMA STATE (1.30) | | | | | | | | | | | | | | |
| HOUSTON (2.3) | | | | | | | | | | | | | | |
| at Kansas State (2.5) | | | | | | | | | | | | | | |
| BAYLOR (2.10) | | | | | | | | | | | | | | |
| at Texas Tech (2.12) | | | | | | | | | | | | | | |
| at Oklahoma (2.17) | | | | | | | | | | | | | | |
| TEXAS (2.24) | | | | | | | | | | | | | | |
| BYU (2.27) | | | | | | | | | | | | | | |
| at Baylor (3.2) | | | | | | | | | | | | | | |
| KANSAS STATE (3.5) | | | | | | | | | | | | | | |
| at Houston (3.9) | | | | | | | | | | | | | | |

^ Starter

CAREER STATS

| SEASON | GP-GS | MIN/AVG | FG-FGA | PCT | 3FG-3FGA | PCT | FT-FTA | PCT | O-D-T | AVG | PF-FO | AST | TO | BLK | STL | PTS | AVG |
|--------------|-------------|----------------|-------------|-------------|-------------|-------------|--------------|-------------|----------------|------------|------------|----------|----------|----------|----------|-----------|------------|
| 2023-24 | 14-0 | 106/7.6 | 7-27 | .259 | 5-17 | .294 | 10-12 | .833 | 9-12-21 | 1.5 | 6-0 | 8 | 3 | 1 | 3 | 29 | 2.1 |
| TOTAL | 14-0 | 106/7.6 | 7-27 | .259 | 5-17 | .294 | 10-12 | .833 | 9-12-21 | 1.5 | 6-0 | 8 | 3 | 1 | 3 | 29 | 2.1 |



WILDER EVERS

RS-Freshman • G • 6-4 • 185 • Birmingham, Ala. • Oak Mountain HS • Twitter: @EversWilder • IG: @wilderevers

- A walk-on from Birmingham, Alabama, who provides depth at the guard spots
- Comes from a family with Kansas ties as his brother plays baseball for KU and his parents competed in track and field at KU
- Helped lead Oak Mountain High School to three consecutive trips to Alabama's 7A state quarterfinals, including Final Four appearances in 2020 and 2021 and a state title in 2021
- The 2021 state championship was the first in Oak Mountain history
- A two-time all-county selection his junior and senior seasons
- Played for Chris Love at Oak Mountain
- Averaged 11.8 points, 4.3 rebounds and 3.0 assists per game his senior season

EVERS CAREER HIGHS

| | | |
|---------------------|---|---------------------------------------|
| Points | 2 | vs. North Carolina Central (11.6.23) |
| Field Goals | 1 | vs. North Carolina Central (11.6.23) |
| Field Goal Att. | 1 | 2x, last vs. Wichita State (12.30.23) |
| 3PT Field Goals | - | - |
| 3PT Field Goal Att. | 1 | vs. Wichita State (12.30.23) |
| Free Throws | - | - |
| Free Throw Att. | - | - |
| Rebounds | 1 | vs. Wichita State (12.30.23) |
| Assists | 1 | vs. North Carolina Central (11.6.23) |
| Blocks | - | - |
| Steals | - | - |
| Minutes | 8 | vs. North Carolina Central (11.6.23) |

2023-24 GAME-BY-GAME

| OPPONENT (Date) | MP | FG-A | PCT | 3PT-A | PCT | FT-A | PCT | O-D-T | PF | A | TO | BLK | ST | TP |
|-------------------------------|-------|------|-------|-------|------|------|-----|-------|----|---|----|-----|----|----|
| NORTH CAROLINA CENTRAL (11.6) | 07:41 | 1-1 | 1.000 | 0-0 | --- | 0-0 | --- | 0-0-0 | 1 | 1 | 0 | 0 | 0 | 2 |
| MANHATTAN COLLEGE (11.10) | - | - | - | - | - | - | - | - | - | - | - | - | - | - |
| vs. Kentucky (11.14) | - | - | - | - | - | - | - | - | - | - | - | - | - | - |
| vs. Chaminade (11.20) | - | - | - | - | - | - | - | - | - | - | - | - | - | - |
| vs. Marquette (11.21) | - | - | - | - | - | - | - | - | - | - | - | - | - | - |
| vs. Tennessee (11.22) | - | - | - | - | - | - | - | - | - | - | - | - | - | - |
| EASTERN ILLINOIS (11.28) | - | - | - | - | - | - | - | - | - | - | - | - | - | - |
| UCONN (12.1) | - | - | - | - | - | - | - | - | - | - | - | - | - | - |
| KANSAS CITY (12.5) | - | - | - | - | - | - | - | - | - | - | - | - | - | - |
| MISSOURI (12.9) | - | - | - | - | - | - | - | - | - | - | - | - | - | - |
| at Indiana (12.18) | - | - | - | - | - | - | - | - | - | - | - | - | - | - |
| YALE (12.22) | - | - | - | - | - | - | - | - | - | - | - | - | - | - |
| vs. Wichita State (12.30) | 01:18 | 0-1 | .000 | 0-1 | .000 | 0-0 | --- | 0-1-1 | 0 | 0 | 0 | 0 | 0 | 0 |
| TCU (1.6) | - | - | - | - | - | - | - | - | - | - | - | - | - | - |
| at UCF (1.10) | - | - | - | - | - | - | - | - | - | - | - | - | - | - |
| OKLAHOMA (1.13) | - | - | - | - | - | - | - | - | - | - | - | - | - | - |
| at Oklahoma State (1.16) | - | - | - | - | - | - | - | - | - | - | - | - | - | - |
| at West Virginia (1.20) | - | - | - | - | - | - | - | - | - | - | - | - | - | - |
| CINCINNATI (1.22) | - | - | - | - | - | - | - | - | - | - | - | - | - | - |
| at Iowa State (1.27) | - | - | - | - | - | - | - | - | - | - | - | - | - | - |
| OKLAHOMA STATE (1.30) | - | - | - | - | - | - | - | - | - | - | - | - | - | - |
| HOUSTON (2.3) | - | - | - | - | - | - | - | - | - | - | - | - | - | - |
| at Kansas State (2.5) | - | - | - | - | - | - | - | - | - | - | - | - | - | - |
| BAYLOR (2.10) | - | - | - | - | - | - | - | - | - | - | - | - | - | - |
| at Texas Tech (2.12) | - | - | - | - | - | - | - | - | - | - | - | - | - | - |
| at Oklahoma (2.17) | - | - | - | - | - | - | - | - | - | - | - | - | - | - |
| TEXAS (2.24) | - | - | - | - | - | - | - | - | - | - | - | - | - | - |
| BYU (2.27) | - | - | - | - | - | - | - | - | - | - | - | - | - | - |
| at Baylor (3.2) | - | - | - | - | - | - | - | - | - | - | - | - | - | - |
| KANSAS STATE (3.5) | - | - | - | - | - | - | - | - | - | - | - | - | - | - |
| at Houston (3.9) | - | - | - | - | - | - | - | - | - | - | - | - | - | - |

^ Starter

CAREER STATS

| SEASON | GP-GS | MIN/AVG | FG-FGA | PCT | 3FG-3FGA | PCT | FT-FTA | PCT | O-D-T | AVG | PF-FO | AST | TO | BLK | STL | PTS | AVG |
|--------------|------------|--------------|------------|-------------|------------|-------------|------------|------------|--------------|------------|------------|----------|----------|----------|----------|----------|------------|
| 2023-24 | 2-0 | 9/4.5 | 1-2 | .500 | 0-1 | .000 | 0-0 | --- | 0-1-1 | 0.5 | 1-0 | 1 | 0 | 0 | 0 | 2 | 1.0 |
| TOTAL | 2-0 | 9/4.5 | 1-2 | .500 | 0-1 | .000 | 0-0 | --- | 0-1-1 | 0.5 | 1-0 | 1 | 0 | 0 | 0 | 2 | 1.0 |

ELMARKO JACKSON

Freshman • Guard • 6-3 • 195 • Marlton, N.J. • South Kent School • Twitter: @ElmarkoJ • IG: @elmarkojackson

- A highly-rated guard who has great court presence and was ranked as high as No. 19 following the 2022-23 season
- Was a McDonald's All-American in 2022-23
- Averaged 19.0 points and 6.0 assists for South Kent which went 18-3 overall and 8-0 in NEPSAC AAA conference play
- Was on the Naismith Boys High School Player of the Year Watch List, which highlights the top 50 players nationwide in 2022-23
- Transferred to Academy of the New Church in Bryn Athyn, Pennsylvania, where he earned all-state and all-league honors in 2021-22 averaging 17.9 points, 5.7 rebounds, 5.4 assists and 2.0 steals per game
- Ended his high school career ranked No. 19 by 247Sports.com, No. 25 by Rivals.com and No. 26 by ESPN.com.
- Had college offers to play lacrosse coming out of high school.



MISCELLANEOUS

| | FR | CAREER |
|---------------------|----|--------|
| Double-Doubles | - | - |
| 10+ Points | 2 | 2 |
| 5+ Rebounds | - | - |
| 5+ Assists | 2 | 2 |
| 10+ Assists | 1 | 1 |
| 2+ 3PT Field Goals | 1 | 1 |
| 2+ Steals | 2 | 2 |
| 2+ Blocks | - | - |
| Led Team in Pts. | - | - |
| Led Team in Rebs. | - | - |
| Led Team in Assists | 1 | 1 |
| Led Team in Blocks | - | - |
| Led Team in Steals | 1 | 1 |

JACKSON CAREER HIGHS

| | | |
|---------------------|----|---|
| Points | 12 | vs. Wichita State (12.30.23) |
| Field Goals | 5 | vs. Wichita State (12.30.23) |
| Field Goal Att. | 10 | vs. Wichita State (12.30.23) |
| 3PT Field Goals | 2 | vs. Wichita State (12.30.23) |
| 3PT Field Goal Att. | 3 | 4x, last vs. Wichita State (12.30.23) |
| Free Throws | 6 | vs. Missouri (12.9.23) |
| Free Throw Att. | 7 | vs. Missouri (12.9.23) |
| Rebounds | 4 | vs. UConn (12.1.23) |
| Assists | 9 | vs. Manhattan College (11.10.23) |
| Blocks | 1 | vs. Manhattan College (11.10.23) vs. Eastern Illinois (11.28.23) |
| Steals | 3 | vs. Eastern Illinois (11.28.23) |
| Minutes | 32 | vs. UConn (12.1.23) |

2023-24 GAME-BY-GAME

| OPPONENT (Date) | MP | FG-A | PCT | 3PT-A | PCT | FT-A | PCT | O-D-T | PF | A | TO | BLK | ST | TP |
|--------------------------------|-------|------|------|-------|------|------|-------|-------|----|---|----|-----|----|----|
| ^NORTH CAROLINA CENTRAL (11.6) | 21:17 | 3-5 | .600 | 0-1 | .000 | 2-2 | 1.000 | 0-1-1 | 3 | 5 | 1 | 0 | 0 | 8 |
| ^MANHATTAN COLLEGE (11.10) | 29:03 | 3-6 | .500 | 1-3 | .333 | 2-2 | 1.000 | 0-2-2 | 1 | 9 | 1 | 1 | 1 | 9 |
| ^vs. Kentucky (11.14) | 23:42 | 1-4 | .250 | 0-2 | .000 | 5-6 | .833 | 0-1-1 | 3 | 2 | 3 | 0 | 1 | 7 |
| ^vs. Chaminade (11.20) | 23:38 | 2-4 | .500 | 1-2 | .500 | 2-2 | 1.000 | 0-2-2 | 3 | 3 | 2 | 0 | 0 | 7 |
| ^vs. Marquette (11.21) | 20:55 | 0-4 | .000 | 0-1 | .000 | 0-0 | --- | 0-1-1 | 1 | 3 | 2 | 0 | 1 | 0 |
| ^vs. Tennessee (11.22) | 13:18 | 0-2 | .000 | 0-1 | .000 | 4-4 | 1.000 | 0-1-1 | 0 | 1 | 1 | 0 | 1 | 4 |
| ^EASTERN ILLINOIS (11.28) | 22:01 | 2-6 | .333 | 1-3 | .333 | 0-0 | --- | 0-0-0 | 3 | 2 | 1 | 1 | 3 | 5 |
| ^UCONN (12.1) | 32:13 | 2-4 | .500 | 0-2 | .000 | 2-2 | 1.000 | 2-2-4 | 1 | 2 | 4 | 0 | 1 | 6 |
| ^KANSAS CITY (12.5) | 22:48 | 2-5 | .400 | 1-3 | .333 | 0-0 | --- | 1-0-1 | 3 | 3 | 2 | 0 | 0 | 5 |
| ^MISSOURI (12.9) | 25:54 | 2-5 | .400 | 1-2 | .500 | 6-7 | .857 | 0-1-1 | 4 | 1 | 0 | 0 | 1 | 11 |
| ^at Indiana (12.18) | 24:59 | 2-6 | .333 | 1-3 | .333 | 0-0 | --- | 0-1-1 | 1 | 3 | 1 | 0 | 2 | 5 |
| ^YALE (12.22) | 16:51 | 1-6 | .167 | 0-1 | .000 | 0-0 | --- | 1-2-3 | 2 | 2 | 3 | 1 | 0 | 2 |
| ^vs. Wichita State (12.30) | 27:07 | 5-10 | .500 | 2-3 | .667 | 0-0 | --- | 1-1-2 | 3 | 2 | 2 | 0 | 1 | 12 |
| ^TCU (1.6) | 23:36 | 0-4 | .000 | 0-1 | .000 | 0-0 | --- | 0-2-2 | 1 | 2 | 1 | 0 | 0 | 0 |
| ^at UCF (1.10) | 21:48 | 0-0 | --- | 0-0 | --- | 0-0 | --- | 0-0-0 | 3 | 2 | 2 | 0 | 0 | 0 |

| |
|--------------------------|
| OKLAHOMA (1.13) |
| at Oklahoma State (1.16) |
| at West Virginia (1.20) |
| CINCINNATI (1.22) |
| at Iowa State (1.27) |
| OKLAHOMA STATE (1.30) |
| HOUSTON (2.3) |
| at Kansas State (2.5) |
| BAYLOR (2.10) |
| at Texas Tech (2.12) |
| at Oklahoma (2.17) |
| TEXAS (2.24) |
| BYU (2.27) |
| at Baylor (3.2) |
| KANSAS STATE (3.5) |
| at Houston (3.9) |

^ Starter

CAREER STATS

| SEASON | GP-GS | MIN/AVG | FG-FGA | PCT | 3FG-3FGA | PCT | FT-FTA | PCT | O-D-T | AVG | PF-FO | AST | TO | BLK | STL | PTS | AVG |
|--------------|--------------|-----------------|--------------|-------------|-------------|-------------|--------------|-------------|----------------|------------|-------------|-----------|-----------|----------|-----------|-----------|------------|
| 2023-24 | 15-15 | 350/23.3 | 25-71 | .352 | 8-28 | .286 | 23-25 | .920 | 5-17-22 | 1.5 | 32-0 | 42 | 26 | 3 | 12 | 81 | 5.4 |
| TOTAL | 15-15 | 350/23.3 | 25-71 | .352 | 8-28 | .286 | 23-25 | .920 | 5-17-22 | 1.5 | 32-0 | 42 | 26 | 3 | 12 | 81 | 5.4 |



PATRICK CASSIDY

Junior • G • 6-1 • 185 • Columbus, Kan. • Columbus Unified HS • Twitter: @patrickcassidy • IG: @patrickcassidy14

- An invited walk-on who will provide depth at the point guard position
- Was a two-year manager for the Kansas men's basketball program, including the 2021-22 NCAA National Championship season
- A 2020 all-state selection at Columbus Unified High School (CUHS)
- Was named to the Kansas Basketball Coaches Association (KBCA) Class 3A All-State First Team in 2020
- Scored more than 1,000 points for his career
- A four-sport athlete while at Columbus, also playing football, baseball and track & field
- Racked up more than 1,500 combined yards as a quarterback, scoring 25 touchdowns at CUHS
- An all-conference all-academic selection who was the Class of 2020 valedictorian at CUHS

CASSIDY CAREER HIGHS

| | | |
|---------------------|---|--|
| Points | - | - |
| Field Goals | - | - |
| Field Goal Att. | 2 | vs. North Carolina Central (11.6.23) |
| 3PT Field Goals | - | - |
| 3PT Field Goal Att. | 1 | vs. Wichita State (12.30.23) vs. North Carolina Central (11.6.23) |
| Free Throws | - | - |
| Free Throw Att. | - | - |
| Rebounds | - | - |
| Assists | - | - |
| Blocks | - | - |
| Steals | - | - |
| Minutes | 5 | vs. North Carolina Central (11.6.23) |

2023-24 GAME-BY-GAME

| OPPONENT (Date) | MP | FG-A | PCT | 3PT-A | PCT | FT-A | PCT | O-D-T | PF | A | TO | BLK | ST | TP |
|-------------------------------|-------|------|------|-------|------|------|-----|-------|----|---|----|-----|----|----|
| NORTH CAROLINA CENTRAL (11.6) | 04:54 | 1-2 | .000 | 0-1 | --- | 0-0 | --- | 0-0-0 | 1 | 0 | 0 | 0 | 0 | 0 |
| MANHATTAN COLLEGE (11.10) | - | - | - | - | - | - | - | - | - | - | - | - | - | - |
| vs. Kentucky (11.14) | - | - | - | - | - | - | - | - | - | - | - | - | - | - |
| vs. Chaminade (11.20) | - | - | - | - | - | - | - | - | - | - | - | - | - | - |
| vs. Marquette (11.21) | - | - | - | - | - | - | - | - | - | - | - | - | - | - |
| vs. Tennessee (11.22) | - | - | - | - | - | - | - | - | - | - | - | - | - | - |
| EASTERN ILLINOIS (11.28) | - | - | - | - | - | - | - | - | - | - | - | - | - | - |
| UCONN (12.1) | - | - | - | - | - | - | - | - | - | - | - | - | - | - |
| KANSAS CITY (12.5) | - | - | - | - | - | - | - | - | - | - | - | - | - | - |
| MISSOURI (12.9) | - | - | - | - | - | - | - | - | - | - | - | - | - | - |
| at Indiana (12.18) | - | - | - | - | - | - | - | - | - | - | - | - | - | - |
| YALE (12.22) | - | - | - | - | - | - | - | - | - | - | - | - | - | - |
| vs. Wichita State (12.30) | 01:18 | 0-1 | .000 | 0-1 | .000 | 0-0 | --- | 0-0-0 | 0 | 0 | 0 | 0 | 0 | 0 |
| TCU (1.6) | - | - | - | - | - | - | - | - | - | - | - | - | - | - |
| at UCF (1.10) | - | - | - | - | - | - | - | - | - | - | - | - | - | - |
| OKLAHOMA (1.13) | - | - | - | - | - | - | - | - | - | - | - | - | - | - |
| at Oklahoma State (1.16) | - | - | - | - | - | - | - | - | - | - | - | - | - | - |
| at West Virginia (1.20) | - | - | - | - | - | - | - | - | - | - | - | - | - | - |
| CINCINNATI (1.22) | - | - | - | - | - | - | - | - | - | - | - | - | - | - |
| at Iowa State (1.27) | - | - | - | - | - | - | - | - | - | - | - | - | - | - |
| OKLAHOMA STATE (1.30) | - | - | - | - | - | - | - | - | - | - | - | - | - | - |
| HOUSTON (2.3) | - | - | - | - | - | - | - | - | - | - | - | - | - | - |
| at Kansas State (2.5) | - | - | - | - | - | - | - | - | - | - | - | - | - | - |
| BAYLOR (2.10) | - | - | - | - | - | - | - | - | - | - | - | - | - | - |
| at Texas Tech (2.12) | - | - | - | - | - | - | - | - | - | - | - | - | - | - |
| at Oklahoma (2.17) | - | - | - | - | - | - | - | - | - | - | - | - | - | - |
| TEXAS (2.24) | - | - | - | - | - | - | - | - | - | - | - | - | - | - |
| BYU (2.27) | - | - | - | - | - | - | - | - | - | - | - | - | - | - |
| at Baylor (3.2) | - | - | - | - | - | - | - | - | - | - | - | - | - | - |
| KANSAS STATE (3.5) | - | - | - | - | - | - | - | - | - | - | - | - | - | - |
| at Houston (3.9) | - | - | - | - | - | - | - | - | - | - | - | - | - | - |

^ Starter

CAREER STATS

| SEASON | GP-GS | MIN/AVG | FG-FGA | PCT | 3FG-3FGA | PCT | FT-FTA | PCT | O-D-T | AVG | PF-FO | AST | TO | BLK | STL | PTS | AVG |
|--------------|------------|--------------|------------|-------------|------------|-------------|------------|------------|--------------|------------|------------|----------|----------|----------|----------|----------|------------|
| 2023-24 | 2-0 | 6/3.0 | 0-3 | .000 | 0-2 | .000 | 0-0 | --- | 0-0-0 | 0.0 | 1-0 | 0 | 0 | 0 | 0 | 0 | 0.0 |
| TOTAL | 2-0 | 6/3.0 | 0-3 | .000 | 0-2 | .000 | 0-0 | --- | 0-0-0 | 0.0 | 1-0 | 0 | 0 | 0 | 0 | 0 | 0.0 |

KEVIN MCCULLAR JR.

GR-Senior • G • 6-7 • 212 • San Antonio, Texas • Wagner HS/Texas Tech • Twitter: @Kevin_McCullar • IG: @kevinmccullarjr



- Entered the NBA Draft process following the 2022-23 season and decided to return to Kansas for his fifth year
- A transfer from Texas Tech who was a redshirt senior at Kansas in 2022-23
- A three-time All-Big 12 selection
- Was a Naismith Defensive Player of the Year semifinalist in 2021-22 (at Texas Tech) and 2022-23 (at Kansas)
- Entered 2023-24 with 1,040 points, 589 rebounds, 231 assists and 178 steals for his career
- A three-time Academic All-Big 12 selection
- Graduated in May of 2023 with a liberal arts and sciences degree

CAREER HONORS

Wooden Award Midseason Top 25 Watch List; Oscar Robertson National Player of the Week (11.28.23); Big 12 Player of the Week (11.27.23); Wooden Award Preseason Top 50; Naismith Trophy Men's preseason watch list (1 of 50); Jerry West Shooting Guard Award Watch List; Preseason All-Big 12 Honorable Mention
2022-23: All Big 12 Second Team (Associated Press); All Big 12 Third Team; Big 12 All-Defensive Team; Naismith Defensive Player of the Year Semifinalist (1 of 10); Naismith Defensive Player of the Year Watch List (1 of 15); Wooden Award Preseason Top 50 Watch List; Naismith Preseason Player of the Year Watch List (1 of 50); Jerry West Shooting Guard of the Year Watch List; Preseason All-Big 12 Honorable Mention;
At Texas Tech: All-Big 12 Honorable Mention [2022]; Naismith Defensive Player of the Year Semifinalist [2022]; Academic All-Big 12 First Team [2022]; All-Big 12 Honorable Mention [2021]; Academic All-Big 12 First Team [2021]; Academic All-Big 12 First Team [2020]

MISCELLANEOUS

| | FR | SO | JR | SR | GR-SR | CAREER |
|-----------------------------|----|----|----|----|-------|--------|
| Double-Doubles | - | 2 | 1 | 7 | 2 | 12 |
| Triple-Doubles | - | - | - | - | 2 | 2 |
| 10+ Points | 8 | 14 | 16 | 21 | 15 | 74 |
| 20+ Points | - | - | 2 | 1 | 8 | 11 |
| 30+ Points | - | - | - | - | 1 | 1 |
| 5+ Rebounds | 7 | 15 | 14 | 26 | 14 | 76 |
| 10+ Rebounds | 1 | 2 | 2 | 8 | 2 | 15 |
| 3+ Assists | 1 | 6 | 18 | 14 | 13 | 52 |
| 10+ Assists | - | - | - | - | 2 | 2 |
| 3+ 3PT Field Goals | - | 1 | 5 | 3 | 4 | 13 |
| 2+ Steals | 8 | 10 | 12 | 20 | 7 | 57 |
| 2+ Blocks | 1 | 2 | 1 | 6 | 1 | 11 |
| Led Team in Pts. (at KU) | - | - | - | 1 | 8 | 9 |
| Led Team in Rebs. (at KU) | - | - | - | 10 | 2 | 12 |
| Led Team in Assists (at KU) | - | - | - | 3 | 3 | 6 |
| Led Team in Blocks (at KU) | - | - | - | 13 | 4 | 17 |
| Led Team in Steals (at KU) | - | - | - | 13 | 4 | 17 |

MCCULLAR CAREER HIGHS

| | | |
|---------------------|----|--|
| Points | 34 | vs. Yale (12.22.23) |
| Field Goals | 11 | vs. Yale (12.22.23) |
| Field Goal Att. | 18 | 3x, last vs. Yale (12.22.23) |
| 3PT Field Goals | 4 | 3x, last vs. Yale (12.22.23) |
| 3PT Field Goal Att. | 9 | vs. Grambling (11.12.21) vs. Wisconsin (11.24.22) |
| Free Throws | 13 | at Indiana (12.16.23) |
| Free Throw Att. | 16 | at Indiana (12.16.23) |
| Rebounds | 13 | vs. Kansas State (1.31.23) |
| Assists | 10 | vs. Chaminade (11.20.23) vs. Kentucky (11.14.23) |
| Blocks | 4 | vs. Baylor (1.16.21) |
| Steals | 6 | vs. Texas (3.11.21) |
| Minutes | 44 | at Kansas (1.24.22) |

2023-24 GAME-BY-GAME

| OPPONENT (Date) | MP | FG-A | PCT | 3PT-A | PCT | FT-A | PCT | O-D-T | PF | A | TO | BLK | ST | TP |
|--------------------------------|-------|-------|------|-------|-------|-------|-------|---------|----|----|----|-----|----|----|
| ^NORTH CAROLINA CENTRAL (11.6) | 23:56 | 8-12 | .667 | 4-7 | .571 | 2-2 | 1.000 | 0-6-6 | 0 | 5 | 2 | 0 | 0 | 22 |
| ^MANHATTAN COLLEGE (11.10) | 25:40 | 5-9 | .556 | 1-5 | .200 | 4-4 | 1.000 | 0-7-7 | 1 | 4 | 1 | 1 | 2 | 15 |
| ^vs. Kentucky (11.14) | 36:36 | 3-11 | .273 | 0-3 | .000 | 6-9 | .667 | 0-10-10 | 4 | 10 | 1 | 1 | 1 | 12 |
| ^vs. Chaminade (11.20) | 34:53 | 8-14 | .571 | 1-5 | .200 | 5-7 | .714 | 1-10-11 | 0 | 10 | 4 | 2 | 3 | 22 |
| ^vs. Marquette (11.21) | 37:02 | 9-14 | .643 | 2-4 | .500 | 4-6 | .667 | 3-5-8 | 2 | 3 | 6 | 1 | 1 | 24 |
| ^vs. Tennessee (11.22) | 34:22 | 6-13 | .462 | 0-1 | .000 | 2-3 | .667 | 1-5-6 | 3 | 3 | 7 | 0 | 0 | 14 |
| ^EASTERN ILLINOIS (11.28) | 36:51 | 8-18 | .444 | 0-2 | .000 | 2-3 | .667 | 0-3-3 | 1 | 5 | 0 | 1 | 1 | 18 |
| ^UCONN (12.1) | 35:52 | 6-10 | .600 | 3-4 | .750 | 6-6 | 1.000 | 0-5-5 | 4 | 1 | 1 | 0 | 1 | 21 |
| ^KANSAS CITY (12.5) | 34:26 | 9-13 | .692 | 2-2 | 1.000 | 5-5 | 1.000 | 0-6-6 | 0 | 5 | 2 | 1 | 2 | 25 |
| ^MISSOURI (12.9) | 38:51 | 4-15 | .267 | 1-4 | .250 | 8-9 | .889 | 3-6-9 | 1 | 4 | 3 | 0 | 3 | 17 |
| ^at Indiana (12.18) | 37:15 | 3-11 | .273 | 2-5 | .400 | 13-16 | .813 | 0-6-6 | 4 | 4 | 2 | 1 | 3 | 21 |
| ^YALE (12.22) | 37:31 | 11-18 | .611 | 4-7 | .571 | 8-8 | 1.000 | 2-4-6 | 2 | 4 | 1 | 1 | 2 | 34 |
| ^vs. Wichita State (12.30) | 31:53 | 5-14 | .357 | 0-4 | .000 | 10-10 | 1.000 | 0-7-7 | 1 | 2 | 1 | 0 | 2 | 20 |
| ^TCU (1.6) | 37:42 | 6-16 | .375 | 1-5 | .200 | 3-5 | .600 | 0-5-5 | 3 | 3 | 3 | 0 | 1 | 16 |
| ^at UCF (1.10) | 37:08 | 5-10 | .500 | 3-5 | .600 | 3-4 | .750 | 1-5-6 | 2 | 5 | 5 | 0 | 1 | 16 |
| OKLAHOMA (1.13) | | | | | | | | | | | | | | |
| at Oklahoma State (1.16) | | | | | | | | | | | | | | |
| at West Virginia (1.20) | | | | | | | | | | | | | | |
| CINCINNATI (1.22) | | | | | | | | | | | | | | |
| at Iowa State (1.27) | | | | | | | | | | | | | | |
| OKLAHOMA STATE (1.30) | | | | | | | | | | | | | | |
| HOUSTON (2.3) | | | | | | | | | | | | | | |
| at Kansas State (2.5) | | | | | | | | | | | | | | |
| BAYLOR (2.10) | | | | | | | | | | | | | | |
| at Texas Tech (2.12) | | | | | | | | | | | | | | |
| at Oklahoma (2.17) | | | | | | | | | | | | | | |
| TEXAS (2.24) | | | | | | | | | | | | | | |
| BYU (2.27) | | | | | | | | | | | | | | |
| at Baylor (3.2) | | | | | | | | | | | | | | |
| KANSAS STATE (3.5) | | | | | | | | | | | | | | |
| at Houston (3.9) | | | | | | | | | | | | | | |

^ Starter

CAREER STATS

| SEASON | GP-GS | MIN/AVG | FG-FGA | PCT | 3FG-3FGA | PCT | FT-FTA | PCT | O-D-T | AVG | PF-FO | AST | TO | BLK | STL | PTS | AVG |
|--------------|---------------|------------------|-----------------|-------------|----------------|-------------|----------------|-------------|--------------------|------------|--------------|------------|------------|-----------|------------|-------------|-------------|
| 2019-20* | 29-6 | 537/18.5 | 65-127 | .512 | 8-28 | .286 | 37-51 | .725 | 30-63-93 | 3.2 | 62-1 | 21 | 37 | 9 | 35 | 175 | 6.0 |
| 2020-21* | 20-19 | 608/30.4 | 72-173 | .416 | 13-46 | .283 | 50-71 | .704 | 30-95-125 | 6.3 | 60-0 | 41 | 30 | 16 | 34 | 207 | 10.4 |
| 2021-22* | 29-24 | 864/29.8 | 100-249 | .402 | 28-90 | .311 | 66-91 | .725 | 26-107-133 | 4.6 | 78-2 | 89 | 57 | 7 | 41 | 294 | 10.1 |
| 2022-23 | 34-33 | 1042/30.6 | 123-277 | .444 | 29-98 | .296 | 89-117 | .761 | 41-197-238 | 7.0 | 101-4 | 80 | 72 | 25 | 68 | 364 | 10.7 |
| 2023-24 | 15-15 | 520/34.7 | 96-198 | .485 | 24-63 | .381 | 81-97 | .835 | 11-90-101 | 6.7 | 28-0 | 68 | 40 | 9 | 23 | 297 | 19.8 |
| TOTAL | 127-97 | 3570/28.1 | 456-1024 | .445 | 102-325 | .314 | 323-427 | .756 | 138-552-690 | 5.4 | 329-7 | 299 | 236 | 66 | 201 | 1337 | 10.5 |

*AT TEXAS TECH



MICHAEL JANKOVICH (JANG-koh-vitch)

GR-Senior • G • 6-4 • 190 • Dallas, Texas • Jesuit College Prep / Northfield Mount Herman (Mass.) • Twitter: @michael_jank • IG: @mjankovich

- An invited walk-on who has played in 36 games while at Kansas
- His 13 games played in 2022-23 were his most for a season
- Played in 10 contests during Kansas' 2022 NCAA National Championship seasons
- Two-time Academic All-Big 12 selection in 2022 and 2023
- Has solid range from beyond the arc
- Son of former SMU head coach Tim Jankovich, who spent five seasons as an assistant coach on Bill Self's staffs at Illinois and Kansas
- Lived in Lawrence from ages 4-8 while his father was on the KU staff
- Graduated in May 2023 with a finance degree.

CAREER HONORS

Academic All-Big 12 First Team [2023]
Academic All-Big 12 Second Team [2022]

MISCELLANEOUS

| | FR | SO | JR | SR | GR-SR | CAREER |
|---------------------|----|----|----|----|-------|--------|
| 5+ Minutes | 1 | - | - | - | 2 | 3 |
| 4+ Points | 2 | - | - | - | 2 | 4 |
| 3+ Rebounds | - | - | - | - | - | - |
| 2+ Assists | - | - | - | - | - | - |
| 2+ 3PT Field Goals | - | - | - | - | 1 | 1 |
| 2+ Steals | - | - | - | - | - | - |
| 2+ Blocks | - | - | - | - | - | - |
| Led Team in Pts. | - | - | - | - | - | - |
| Led Team in Rebs. | - | - | - | - | - | - |
| Led Team in Assists | - | - | - | - | - | - |
| Led Team in Blocks | - | - | - | - | - | - |
| Led Team in Steals | - | - | - | - | - | - |

JANKOVICH CAREER HIGHS

| | | |
|---------------------|---|--|
| Points | 6 | vs. Manhattan College (11.10.23) |
| Field Goals | 2 | vs. Manhattan College (11.10.23) vs. North Carolina Central (11.6.23) |
| Field Goal Att. | 3 | vs. North Carolina Central (11.6.23) vs. Monmouth (11.15.19) |
| 3PT Field Goals | 2 | vs. Manhattan College (11.10.23) |
| 3PT Field Goal Att. | 3 | vs. Monmouth (11.15.19) |
| Free Throws | 2 | vs. Monmouth (11.15.19) |
| Free Throw Att. | 2 | vs. Kansas State (1.21.20) vs. Monmouth (11.15.19) |
| Rebounds | 1 | 4x, last vs. N.C. Central (11.6.23) |
| Assists | 1 | vs. Chaminade (11.25.19) |
| Blocks | 1 | vs. Howard (3.16.23) |
| Steals | 1 | 3x, last at Oklahoma (2.11.23) |
| Minutes | 8 | vs. North Carolina Central (11.6.23) |

2023-24 GAME-BY-GAME

| OPPONENT (Date) | MP | FG-A | PCT | 3PT-A | PCT | FT-A | PCT | O-D-T | PF | A | TO | BLK | ST | TP |
|-------------------------------|-------|------|-------|-------|-------|------|-----|-------|----|---|----|-----|----|----|
| NORTH CAROLINA CENTRAL (11.6) | 8:09 | 2-3 | .667 | 1-2 | .500 | 0-0 | --- | 0-1-1 | 0 | 0 | 1 | 0 | 0 | 5 |
| MANHATTAN COLLEGE (11.10) | 7:31 | 2-2 | 1.000 | 2-2 | 1.000 | 0-0 | --- | 0-0-0 | 0 | 0 | 0 | 0 | 0 | 6 |
| vs. Kentucky (11.14) | - | - | - | - | - | - | - | - | - | - | - | - | - | - |
| vs. Chaminade (11.20) | - | - | - | - | - | - | - | - | - | - | - | - | - | - |
| vs. Marquette (11.21) | - | - | - | - | - | - | - | - | - | - | - | - | - | - |
| vs. Tennessee (11.22) | - | - | - | - | - | - | - | - | - | - | - | - | - | - |
| EASTERN ILLINOIS (11.28) | - | - | - | - | - | - | - | - | - | - | - | - | - | - |
| UCONN (12.1) | - | - | - | - | - | - | - | - | - | - | - | - | - | - |
| KANSAS CITY (12.5) | - | - | - | - | - | - | - | - | - | - | - | - | - | - |
| MISSOURI (12.9) | - | - | - | - | - | - | - | - | - | - | - | - | - | - |
| at Indiana (12.18) | - | - | - | - | - | - | - | - | - | - | - | - | - | - |
| YALE (12.22) | - | - | - | - | - | - | - | - | - | - | - | - | - | - |
| vs. Wichita State (12.30) | 01:18 | 0-1 | .000 | 0-1 | .000 | 0-0 | --- | 2-0-2 | 0 | 0 | 0 | 0 | 0 | 0 |
| TCU (1.6) | - | - | - | - | - | - | - | - | - | - | - | - | - | - |
| at UCF (1.10) | - | - | - | - | - | - | - | - | - | - | - | - | - | - |
| OKLAHOMA (1.13) | - | - | - | - | - | - | - | - | - | - | - | - | - | - |
| at Oklahoma State (1.16) | - | - | - | - | - | - | - | - | - | - | - | - | - | - |
| at West Virginia (1.20) | - | - | - | - | - | - | - | - | - | - | - | - | - | - |
| CINCINNATI (1.22) | - | - | - | - | - | - | - | - | - | - | - | - | - | - |
| at Iowa State (1.27) | - | - | - | - | - | - | - | - | - | - | - | - | - | - |
| OKLAHOMA STATE (1.30) | - | - | - | - | - | - | - | - | - | - | - | - | - | - |
| HOUSTON (2.3) | - | - | - | - | - | - | - | - | - | - | - | - | - | - |
| at Kansas State (2.5) | - | - | - | - | - | - | - | - | - | - | - | - | - | - |
| BAYLOR (2.10) | - | - | - | - | - | - | - | - | - | - | - | - | - | - |
| at Texas Tech (2.12) | - | - | - | - | - | - | - | - | - | - | - | - | - | - |
| at Oklahoma (2.17) | - | - | - | - | - | - | - | - | - | - | - | - | - | - |
| TEXAS (2.24) | - | - | - | - | - | - | - | - | - | - | - | - | - | - |
| BYU (2.27) | - | - | - | - | - | - | - | - | - | - | - | - | - | - |
| at Baylor (3.2) | - | - | - | - | - | - | - | - | - | - | - | - | - | - |
| KANSAS STATE (3.5) | - | - | - | - | - | - | - | - | - | - | - | - | - | - |
| at Houston (3.9) | - | - | - | - | - | - | - | - | - | - | - | - | - | - |

* Starter

CAREER STATS

| SEASON | GP-GS | MIN/AVG | FG-FGA | PCT | 3FG-3FGA | PCT | FT-FTA | PCT | O-D-T | AVG | PF-FO | AST | TO | BLK | STL | PTS | AVG |
|--------------|-------------|---------------|--------------|-------------|--------------|-------------|------------|-------------|--------------|------------|------------|----------|----------|----------|----------|-----------|------------|
| 2019-20 | 10-0 | 27/2.7 | 3-7 | .429 | 3-7 | .429 | 3-4 | .750 | 1-0-1 | 0.1 | 2-0 | 1 | 3 | 0 | 1 | 12 | 1.2 |
| 2020-21 | 1-0 | 3/3.0 | 0-1 | .000 | 0-1 | .000 | 0-0 | --- | 0-0-0 | 0.0 | 1-0 | 0 | 0 | 0 | 1 | 0 | 0.0 |
| 2021-22 | 10-0 | 16/1.6 | 2-7 | .286 | 2-7 | .286 | 0-0 | --- | 1-1-2 | 0.2 | 3-0 | 0 | 0 | 0 | 0 | 6 | 0.6 |
| 2022-23 | 13-0 | 23/1.7 | 5-8 | .625 | 4-7 | .571 | 0-0 | --- | 0-0-0 | 0.0 | 1-0 | 0 | 0 | 1 | 1 | 14 | 1.1 |
| 2023-24 | 3-0 | 16/5.3 | 4-6 | .667 | 3-5 | .600 | 0-0 | --- | 2-1-3 | 1.0 | 0-0 | 0 | 1 | 0 | 0 | 11 | 3.7 |
| TOTAL | 37-0 | 81/2.2 | 14-29 | .483 | 12-27 | .444 | 3-4 | .750 | 4-2-6 | 0.2 | 7-0 | 1 | 4 | 1 | 3 | 43 | 1.2 |

DILLON WILHITE

RS-Sophomore • F • 6-9 • 240 • San Diego, Calif. • Cathedral Catholic HS • Twitter: @dillonwhilite • IG: @dillon.wilHITE

- Made his collegiate debut against North Dakota State (11/10/22).
- Was a redshirt on Kansas' 2022 NCAA National Championship team
- Played in five games in 2022-23
- Played two sports – basketball and volleyball – in high school
- Comes from an athletic family as his sisters play volleyball at Georgetown, his father, who grew up in Lawrence, played golf at TCU and he has three cousins who played college football and an aunt who played college golf.



MISCELLANEOUS

| | FR | SO | CAREER |
|---------------------|----|----|--------|
| 5+ Minutes | - | 1 | 1 |
| 3+ Points | - | 1 | 1 |
| 5+ Rebounds | - | - | - |
| 2+ Assists | - | - | - |
| 1+ Steals | - | - | - |
| 1+ Blocks | - | - | - |
| Led Team in Pts. | - | - | - |
| Led Team in Rebs. | - | - | - |
| Led Team in Assists | - | - | - |
| Led Team in Blocks | - | - | - |
| Led Team in Steals | - | - | - |

WILHITE CAREER HIGHS

| | | |
|---------------------|---|---|
| Points | 3 | vs. Manhattan College (11.10.23) |
| Field Goals | 1 | vs. Manhattan College (11.10.23) |
| Field Goal Att. | 2 | vs. Manhattan College (11.10.23) |
| 3PT Field Goals | - | - |
| 3PT Field Goal Att. | - | - |
| Free Throws | 1 | vs. Manhattan College (11.10.23) |
| Free Throw Att. | 2 | vs. Manhattan College (11.10.23) |
| Rebounds | 1 | 3x, last vs. Manhattan College (11.10.23) |
| Assists | - | - |
| Blocks | - | - |
| Steals | - | - |
| Minutes | 5 | vs. Manhattan College (11.10.23) |

2023-24 GAME-BY-GAME

| OPPONENT (Date) | MP | FG-A | PCT | 3PT-A | PCT | FT-A | PCT | O-D-T | PF | A | TO | BLK | ST | TP |
|-------------------------------|-------|------|------|-------|-----|------|------|-------|----|---|----|-----|----|----|
| NORTH CAROLINA CENTRAL (11.6) | 4:54 | 0-1 | .000 | 0-0 | --- | 0-2 | .000 | 0-1-1 | 2 | 0 | 1 | 0 | 0 | 0 |
| MANHATTAN COLLEGE (11.10) | 2:31 | 1-2 | .500 | 0-0 | --- | 1-2 | .500 | 1-0-1 | 1 | 0 | 1 | 0 | 0 | 3 |
| vs. Kentucky (11.14) | - | - | - | - | - | - | - | - | - | - | - | - | - | - |
| vs. Chamaine (11.20) | - | - | - | - | - | - | - | - | - | - | - | - | - | - |
| vs. Marquette (11.21) | - | - | - | - | - | - | - | - | - | - | - | - | - | - |
| vs. Tennessee (11.22) | - | - | - | - | - | - | - | - | - | - | - | - | - | - |
| EASTERN ILLINOIS (11.28) | - | - | - | - | - | - | - | - | - | - | - | - | - | - |
| UCONN (12.1) | - | - | - | - | - | - | - | - | - | - | - | - | - | - |
| KANSAS CITY (12.5) | - | - | - | - | - | - | - | - | - | - | - | - | - | - |
| MISSOURI (12.9) | - | - | - | - | - | - | - | - | - | - | - | - | - | - |
| at Indiana (12.18) | - | - | - | - | - | - | - | - | - | - | - | - | - | - |
| YALE (12.22) | - | - | - | - | - | - | - | - | - | - | - | - | - | - |
| vs. Wichita State (12.30) | 01:18 | 0-0 | --- | 0-0 | --- | 0-0 | --- | 0-0-0 | 0 | 0 | 1 | 0 | 0 | 0 |
| TCU (1.6) | - | - | - | - | - | - | - | - | - | - | - | - | - | - |
| at UCF (1.10) | - | - | - | - | - | - | - | - | - | - | - | - | - | - |
| OKLAHOMA (1.13) | - | - | - | - | - | - | - | - | - | - | - | - | - | - |
| at Oklahoma State (1.16) | - | - | - | - | - | - | - | - | - | - | - | - | - | - |
| at West Virginia (1.20) | - | - | - | - | - | - | - | - | - | - | - | - | - | - |
| CINCINNATI (1.22) | - | - | - | - | - | - | - | - | - | - | - | - | - | - |
| at Iowa State (1.27) | - | - | - | - | - | - | - | - | - | - | - | - | - | - |
| OKLAHOMA STATE (1.30) | - | - | - | - | - | - | - | - | - | - | - | - | - | - |
| HOUSTON (2.3) | - | - | - | - | - | - | - | - | - | - | - | - | - | - |
| at Kansas State (2.5) | - | - | - | - | - | - | - | - | - | - | - | - | - | - |
| BAYLOR (2.10) | - | - | - | - | - | - | - | - | - | - | - | - | - | - |
| at Texas Tech (2.12) | - | - | - | - | - | - | - | - | - | - | - | - | - | - |
| at Oklahoma (2.17) | - | - | - | - | - | - | - | - | - | - | - | - | - | - |
| TEXAS (2.24) | - | - | - | - | - | - | - | - | - | - | - | - | - | - |
| BYU (2.27) | - | - | - | - | - | - | - | - | - | - | - | - | - | - |
| at Baylor (3.2) | - | - | - | - | - | - | - | - | - | - | - | - | - | - |
| KANSAS STATE (3.5) | - | - | - | - | - | - | - | - | - | - | - | - | - | - |
| at Houston (3.9) | - | - | - | - | - | - | - | - | - | - | - | - | - | - |

^ Starter

CAREER STATS

| SEASON | GP-GS | MIN/AVG | FG-FGA | PCT | 3FG-3FGA | PCT | FT-FTA | PCT | O-D-T | AVG | PF-FO | AST | TO | BLK | STL | PTS | AVG |
|--------------|------------|---------------|------------|-------------|------------|------------|------------|-------------|--------------|------------|------------|----------|----------|----------|----------|----------|------------|
| 2022-23 | 5-0 | 6/1.2 | 0-0 | --- | 0-0 | --- | 0-0 | --- | 0-1-1 | 0.1 | 3-0 | 0 | 1 | 0 | 0 | 0 | 0.0 |
| 2023-24 | 3-0 | 9/3.0 | 1-3 | .333 | 0-0 | --- | 1-4 | .250 | 1-1-2 | 1.0 | 1-0 | 0 | 3 | 0 | 0 | 3 | 1.0 |
| TOTAL | 8-0 | 15/1.9 | 1-3 | .333 | 0-0 | --- | 1-4 | .250 | 1-2-3 | 0.4 | 4-0 | 0 | 4 | 0 | 0 | 3 | 0.4 |



PARKER BRAUN (BROWN)

GR-Senior • F • 6-10 • 235 • Burlington, Kan. • Blue Valley Northwest HS • IG: @parkerlouisbraun

- Graduate transfer from Santa Clara who will be playing his sixth season of college basketball in 2023-24
- Began his career at Missouri, where he was a redshirt in 2018-19, and played two seasons before transferring to Santa Clara the past two seasons
- Came to Kansas with 109 games played and 65 starts, 570 points, 420 rebounds, 102 blocked shots and 39 steals for his career
- Comes from a basketball family, most notably his father (Donny) and brother (Christian) both played at Kansas
- Brother Christian was a member of Kansas' 2022 NCAA National Championship team and is a current member of the 2023 NBA Champion Denver Nuggets.
- Attended Blue Valley Northwest High School in Overland Park, Kansas
- Helped the Huskies capture the 2018 6A state championship, capping off a 21-4 season which ended on a 17-game winning streak
- Played AAU for MoKan Elite

CAREER HONORS

SEC Academic Honor Roll [2020]

MISCELLANEOUS

| | FR | SO | JR | SR | GR-SR | CAREER |
|---------------------|----|----|----|----|-------|--------|
| 10+ Points | - | - | 6 | 11 | 2 | 19 |
| 20+ Points | - | - | - | - | - | - |
| 5+ Rebounds | 1 | 1 | 13 | 20 | 2 | 37 |
| 10+ Rebounds | - | - | 3 | 2 | - | 5 |
| 2+ 3PT Field Goals | - | - | 3 | 3 | - | 6 |
| 2+ Steals | - | - | 5 | 1 | 1 | 7 |
| 2+ Blocks | 2 | 4 | 11 | 9 | 3 | 29 |
| Led Team in Pts. | - | - | - | - | - | - |
| Led Team in Rebs. | - | - | - | - | - | - |
| Led Team in Assists | - | - | - | - | - | - |
| Led Team in Blocks | - | - | - | - | 4 | 4 |
| Led Team in Steals | - | - | - | - | 1 | 1 |

BRAUN CAREER HIGHS

| | | |
|---------------------|----|--|
| Points | 19 | vs. Nevada (11.16.21) |
| Field Goals | 9 | vs. Nevada (11.16.21) |
| Field Goal Att. | 12 | vs. Wyoming (11.30.22) vs. Mount St. Mary's (12.7.21) |
| 3PT Field Goals | 2 | 6x, last vs. Portland St. (12.13.22) |
| 3PT Field Goal Att. | 4 | 4x, last vs. San Francisco (3.4.23) |
| Free Throws | 5 | vs. Iona (11.26.22) |
| Free Throw Att. | 6 | vs. UC Irvine (12.15.22) vs. Iona (11.26.22) |
| Rebounds | 12 | at Pacific (1.14.23) vs. Louisiana Tech (12.4.21) |
| Assists | 5 | 4x, last vs. Iona (11.26.22) |
| Blocks | 5 | vs. Montana (12.19.21) |
| Steals | 3 | vs. BYU (1.27.22) vs. Gonzaga (1.15.22) |
| Minutes | 40 | vs. San Francisco (3.4.23) |

2023-24 GAME-BY-GAME

| OPPONENT (Date) | MP | FG-A | PCT | 3PT-A | PCT | FT-A | PCT | O-D-T | PF | A | TO | BLK | ST | TP |
|-------------------------------|-------|------|-------|-------|-------|------|------|-------|----|---|----|-----|----|----|
| NORTH CAROLINA CENTRAL (11.6) | 20:37 | 5-6 | .833 | 0-1 | .000 | 0-0 | --- | 0-5-5 | 1 | 3 | 1 | 1 | 0 | 10 |
| MANHATTAN COLLEGE (11.10) | 17:04 | 4-4 | 1.000 | 1-1 | 1.000 | 1-2 | .500 | 1-4-5 | 2 | 2 | 2 | 3 | 0 | 10 |
| vs. Kentucky (11.14) | 08:17 | 1-3 | .333 | 0-0 | --- | 0-0 | --- | 0-2-2 | 0 | 0 | 1 | 1 | 0 | 2 |
| vs. Chaminade (11.20) | 09:46 | 0-1 | .000 | 0-1 | .000 | 0-0 | --- | 1-3-4 | 2 | 0 | 1 | 0 | 1 | 0 |
| vs. Marquette (11.21) | 07:24 | 1-1 | 1.000 | 0-0 | --- | 0-0 | --- | 0-1-1 | 1 | 0 | 0 | 0 | 0 | 2 |
| vs. Tennessee (11.22) | 09:14 | 1-1 | 1.000 | 0-0 | --- | 0-0 | --- | 0-2-2 | 0 | 1 | 0 | 1 | 2 | 2 |
| EASTERN ILLINOIS (11.28) | 05:10 | 0-0 | --- | 0-0 | --- | 0-0 | --- | 0-0-0 | 0 | 0 | 0 | 2 | 0 | 0 |
| UCONN (12.1) | 02:28 | 0-0 | --- | 0-0 | --- | 0-0 | --- | 0-0-0 | 0 | 0 | 0 | 0 | 0 | 0 |
| KANSAS CITY (12.5) | 09:44 | 2-3 | .667 | 0-0 | --- | 1-2 | .500 | 1-2-3 | 1 | 0 | 0 | 0 | 0 | 5 |
| MISSOURI (12.9) | 04:59 | 2-2 | 1.000 | 0-0 | --- | 0-0 | --- | 0-0-0 | 1 | 0 | 0 | 2 | 0 | 4 |
| at Indiana (12.18) | 02:01 | 1-1 | 1.000 | 0-0 | --- | 0-0 | --- | 0-0-0 | 1 | 0 | 0 | 0 | 0 | 2 |
| YALE (12.22) | 04:31 | 1-1 | 1.000 | 0-0 | --- | 0-0 | --- | 0-1-1 | 0 | 0 | 0 | 0 | 0 | 2 |
| vs. Wichita State (12.30) | 09:35 | 2-3 | .667 | 0-1 | .000 | 0-0 | --- | 0-0-0 | 4 | 0 | 0 | 1 | 0 | 4 |
| TCU (1.6) | 05:05 | 0-0 | --- | 0-0 | --- | 0-0 | --- | 0-0-0 | 0 | 1 | 1 | 1 | 0 | 0 |
| at UCF (1.10) | 08:43 | 1-2 | .500 | 1-1 | 1.000 | 0-0 | --- | 0-3-3 | 1 | 0 | 0 | 1 | 1 | 3 |
| OKLAHOMA (1.13) | | | | | | | | | | | | | | |
| at Oklahoma State (1.16) | | | | | | | | | | | | | | |
| at West Virginia (1.20) | | | | | | | | | | | | | | |
| CINCINNATI (1.22) | | | | | | | | | | | | | | |
| at Iowa State (1.27) | | | | | | | | | | | | | | |
| OKLAHOMA STATE (1.30) | | | | | | | | | | | | | | |
| HOUSTON (2.3) | | | | | | | | | | | | | | |
| at Kansas State (2.5) | | | | | | | | | | | | | | |
| BAYLOR (2.10) | | | | | | | | | | | | | | |
| at Texas Tech (2.12) | | | | | | | | | | | | | | |
| at Oklahoma (2.17) | | | | | | | | | | | | | | |
| TEXAS (2.24) | | | | | | | | | | | | | | |
| BYU (2.27) | | | | | | | | | | | | | | |
| at Baylor (3.2) | | | | | | | | | | | | | | |
| KANSAS STATE (3.5) | | | | | | | | | | | | | | |
| at Houston (3.9) | | | | | | | | | | | | | | |

^ Starter

CAREER STATS

| SEASON | GP-GS | MIN/AVG | FG-FGA | PCT | 3FG-3FGA | PCT | FT-FTA | PCT | O-D-T | AVG | PF-FO | AST | TO | BLK | STL | PTS | AVG |
|--------------|---------------|------------------|----------------|-------------|---------------|-------------|---------------|-------------|--------------------|------------|--------------|------------|------------|------------|-----------|------------|------------|
| 2019-20* | 24-0 | 142/5.9 | 15-20 | .750 | 0-1 | .000 | 3-8 | .375 | 7-17-24 | 1.0 | 20-0 | 6 | 8 | 13 | 4 | 33 | 1.4 |
| 2020-21* | 20-0 | 185/9.3 | 20-33 | .606 | 4-10 | .400 | 11-18 | .611 | 10-20-30 | 1.5 | 11-0 | 7 | 4 | 14 | 1 | 55 | 2.8 |
| 2021-22* | 33-32 | 964/29.2 | 101-180 | .561 | 13-38 | .351 | 14-29 | .483 | 47-128-175 | 5.3 | 56-0 | 54 | 50 | 42 | 19 | 229 | 6.9 |
| 2022-23* | 33-33 | 967/29.3 | 109-197 | .553 | 14-57 | .246 | 21-45 | .467 | 56-135-191 | 5.8 | 73-2 | 66 | 77 | 33 | 15 | 253 | 7.7 |
| 2023-24 | 15-0 | 124/8.3 | 21-28 | .750 | 2-5 | .400 | 2-4 | .500 | 3-23-26 | 1.7 | 14-0 | 6 | 6 | 13 | 4 | 46 | 3.1 |
| TOTAL | 125-65 | 2379/19.0 | 266-458 | .581 | 33-111 | .297 | 51-104 | .490 | 123-323-446 | 3.6 | 179-2 | 139 | 145 | 115 | 43 | 616 | 4.9 |

*AT MISSOURI; ^AT SANTA CLARA

KJ ADAMS JR.

Junior • F • 6-7 • 235 • Austin, Texas • Westlake HS • Twitter: @kj_atx • IG: @kjadams



- 2022-23 Big 12 Most Improved Player and All-Big 12 Honorable Mention
- Started every game in 2022-23
- Had a solid freshman season where he played in 37 games with one start in Kansas' 2022 NCAA National Championship season.
- Was named to the 2022 Big 12 All-Freshman Team by the conference coaches
- A solid defender used in lock down situations, including the final 4.3 second of the NCAA title game against North Carolina
- Had a solid prep career at Westlake High School going 63-4 in his final two seasons
- Parents (football and basketball) and sister (volleyball) all played NCAA Division I sports
- Played club lacrosse growing up

CAREER HONORS

- Academic All-Big 12 First Team [2023]
- Big 12 Most Improved Player [2023]
- All Big 12 Honorable Mention [2023]
- Big 12 Player of the Week (1.16.2023)
- Big 12 All-Freshman Team [2022]

MISCELLANEOUS

| | FR. | SO. | JR. | CAREER |
|---------------------|-----|-----|-----|--------|
| Double-Doubles | - | - | 1 | 1 |
| 10+ Points | - | 20 | 11 | 31 |
| 20+ Points | - | 1 | - | 1 |
| 5+ Rebounds | - | 15 | 7 | 22 |
| 10+ Rebounds | - | - | 2 | 2 |
| 2+ Assists | 1 | 21 | 13 | 35 |
| 2+ 3PT Field Goals | - | - | - | - |
| 2+ Steals | - | 7 | 5 | 12 |
| 2+ Blocks | 2 | 6 | 3 | 11 |
| Led Team in Pts. | - | 1 | 1 | 2 |
| Led Team in Rebs. | - | 3 | 1 | 4 |
| Led Team in Assists | - | 2 | 1 | 3 |
| Led Team in Blocks | - | 14 | 2 | 16 |
| Led Team in Steals | 1 | 3 | 2 | 6 |

ADAMS CAREER HIGHS

| | | |
|---------------------|----|--|
| Points | 22 | vs. Oklahoma (1.10.23) |
| Field Goals | 9 | at Missouri (12.10.23) |
| Field Goal Att. | 13 | vs. Missouri (12.9.23) vs. Oklahoma (1.10.23) at Texas Tech (1.3.23) |
| 3PT Field Goals | - | |
| 3PT Field Goal Att. | 1 | 6x, last at UCF (1.10.24) |
| Free Throws | 7 | vs. Baylor (2.18.23) |
| Free Throw Att. | 10 | vs. Kansas City (12.5.23) at Kansas State (1.17.23) |
| Rebounds | 11 | vs. Wichita State (12.30.23) |
| Assists | 6 | vs. Kansas City (12.5.23) |
| Blocks | 3 | vs. Southern Utah (11.18.22) |
| Steals | 4 | vs. Kansas City (12.5.23) vs. Harvard (12.22.22) |
| Minutes | 38 | vs. UConn (12.1.23) |

2023-24 GAME-BY-GAME

| OPPONENT (Date) | MP | FG-A | PCT | 3PT-A | PCT | FT-A | PCT | O-D-T | PF | A | TO | BLK | ST | TP |
|--------------------------------|-------|------|-------|-------|------|------|-------|--------|----|---|----|-----|----|----|
| *NORTH CAROLINA CENTRAL (11.6) | 22:49 | 6-8 | .750 | 0-0 | --- | 0-0 | --- | 0-5-5 | 1 | 2 | 1 | 0 | 1 | 12 |
| *MANHATTAN COLLEGE (11.10) | 20:47 | 7-8 | .875 | 0-0 | --- | 0-0 | --- | 3-2-5 | 1 | 1 | 2 | 2 | 1 | 14 |
| *vs. Kentucky (11.14) | 27:26 | 8-11 | .727 | 0-1 | .000 | 0-3 | .000 | 1-3-4 | 5 | 3 | 0 | 1 | 2 | 16 |
| vs. Chaminade (11.20) | 26:08 | 4-5 | .800 | 0-0 | --- | 0-2 | .000 | 0-1-1 | 2 | 4 | 1 | 0 | 1 | 8 |
| *vs. Marquette (11.21) | 32:38 | 1-4 | .250 | 0-0 | --- | 1-2 | .500 | 1-1-2 | 2 | 3 | 2 | 0 | 0 | 3 |
| *vs. Tennessee (11.22) | 33:08 | 6-9 | .667 | 0-0 | --- | 1-6 | .167 | 1-3-4 | 3 | 2 | 2 | 0 | 1 | 13 |
| *EASTERN ILLINOIS (11.28) | 31:50 | 4-4 | 1.000 | 0-0 | --- | 2-3 | .667 | 0-3-3 | 2 | 3 | 2 | 2 | 2 | 10 |
| *UCONN (12.1) | 38:30 | 6-10 | .600 | 0-0 | --- | 6-9 | .667 | 0-5-5 | 1 | 2 | 0 | 2 | 1 | 18 |
| *KANSAS CITY (12.5) | 32:55 | 6-9 | .667 | 0-0 | --- | 6-10 | .600 | 2-5-7 | 4 | 6 | 0 | 0 | 4 | 18 |
| *MISSOURI (12.9) | 37:12 | 7-13 | .538 | 0-0 | --- | 3-4 | .750 | 1-1-2 | 1 | 5 | 5 | 1 | 0 | 17 |
| *at Indiana (12.18) | 35:51 | 6-12 | .500 | 0-0 | --- | 2-3 | .667 | 4-0-4 | 3 | 3 | 3 | 1 | 1 | 14 |
| *YALE (12.22) | 35:59 | 2-8 | .250 | 0-0 | --- | 2-2 | 1.000 | 2-0-2 | 2 | 4 | 2 | 1 | 2 | 6 |
| *vs. Wichita State (12.30) | 31:37 | 4-8 | .500 | 0-0 | --- | 1-2 | .500 | 3-8-11 | 1 | 5 | 1 | 0 | 0 | 9 |
| *TCU (1.6) | 37:28 | 7-8 | .875 | 0-0 | --- | 4-5 | .800 | 6-4-10 | 3 | 1 | 2 | 0 | 2 | 18 |
| *at UCF (1.10) | 38:02 | 5-7 | .714 | 0-1 | .000 | 0-1 | .000 | 2-5-7 | 2 | 3 | 4 | 1 | 0 | 2 |
| OKLAHOMA (1.13) | | | | | | | | | | | | | | |
| at Oklahoma State (1.16) | | | | | | | | | | | | | | |
| at West Virginia (1.20) | | | | | | | | | | | | | | |
| CINCINNATI (1.22) | | | | | | | | | | | | | | |
| at Iowa State (1.27) | | | | | | | | | | | | | | |
| OKLAHOMA STATE (1.30) | | | | | | | | | | | | | | |
| HOUSTON (2.3) | | | | | | | | | | | | | | |
| at Kansas State (2.5) | | | | | | | | | | | | | | |
| BAYLOR (2.10) | | | | | | | | | | | | | | |
| at Texas Tech (2.12) | | | | | | | | | | | | | | |
| at Oklahoma (2.17) | | | | | | | | | | | | | | |
| TEXAS (2.24) | | | | | | | | | | | | | | |
| BYU (2.27) | | | | | | | | | | | | | | |
| at Baylor (3.2) | | | | | | | | | | | | | | |
| KANSAS STATE (3.5) | | | | | | | | | | | | | | |
| at Houston (3.9) | | | | | | | | | | | | | | |

* Starter

CAREER STATS

| SEASON | GP-GS | MIN/AVG | FG-FGA | PCT | 3FG-3FGA | PCT | FT-FTA | PCT | O-D-T | AVG | PF-FO | AST | TO | BLK | STL | PTS | AVG |
|--------------|--------------|------------------|----------------|-------------|------------|-------------|----------------|-------------|--------------------|------------|--------------|------------|-----------|-----------|-----------|------------|------------|
| 2021-22 | 37-1 | 176/4.9 | 13-25 | .520 | 0-1 | .000 | 12-20 | .600 | 20-10-30 | 0.8 | 20-0 | 10 | 7 | 8 | 2 | 38 | 1.1 |
| 2022-23 | 36-36 | 985/27.3 | 156-251 | .620 | 0-3 | .000 | 68-112 | .610 | 74-82-156 | 4.3 | 106-3 | 70 | 55 | 29 | 27 | 380 | 10.6 |
| 2023-24 | 15-14 | 482/32.1 | 79-124 | .637 | 0-2 | .000 | 28-52 | .538 | 26-46-72 | 4.8 | 33-1 | 47 | 27 | 11 | 18 | 186 | 12.4 |
| TOTAL | 88-51 | 1638/18.6 | 248-400 | .620 | 0-6 | .000 | 108-184 | .587 | 120-138-258 | 2.9 | 159-4 | 127 | 89 | 48 | 47 | 604 | 6.9 |

NICOLAS TIMBERLAKE

GR-Senior • G • 6-4 • 195 • Braintree, Mass. • Kimball Union Academy • Twitter: @NickJTimberlake • IG: @timberlake25



- A transfer from Towson who entered the transfer portal following the 2022-23 season
- A two-time All-Colonial Athletics Association (CAA) First Team selection in 2022 and 2023
- Is Towson's all-time leader in three-point field goals made with 233 and three pointers attempted with 614
- Came to Kansas with career totals of 1,522 points (12.5 ppg), 470 rebounds (3.9 rpg), 193 assists (1.6) and 100 steals (2.5).
- Prior to Towson, Timberlake played the 2017-18 season at Kimball Union Academy prep school in New Hampshire
- Graduated from Braintree High School in 2017.
- Father, Jeff, played basketball at Boston University (1985-86 to 1988-89) and was inducted into the BU Athletics Hall of Fame in 1999

CAREER HONORS

- NABC All-District 10 First Team [2023]
- Colonial Athletic Association All-Tournament Team [2023]
- All-Colonial Athletic Association First Team [2023]
- All-Colonial Athletic Association First Team [2022]
- CAA Commissioner's Academic Honor Roll [2022]
- Las Vegas Invitational All-Tournament Team [2021]
- Colonial Athletic Association Sixth Man of the Year [2020]

MISCELLANEOUS

| | FR | RS-FR | SO | JR | SR | GR-SR | CAREER |
|---------------------|----|-------|----|----|----|-------|--------|
| 10+ Points | 3 | 6 | 12 | 21 | 15 | 2 | 59 |
| 20+ Points | - | - | 1 | 6 | 12 | - | 19 |
| 5+ Rebounds | 1 | 11 | 7 | 11 | 14 | 1 | 45 |
| 3+ Assists | 2 | 1 | 1 | 9 | 13 | - | 26 |
| 3+ 3PT Field Goals | 1 | 1 | 5 | 10 | 16 | 2 | 35 |
| 2+ Steals | 3 | 5 | 4 | 9 | 7 | 1 | 29 |
| 2+ Blocks | - | 1 | - | - | 1 | - | 2 |
| Led Team in Pts. | - | - | - | - | - | - | - |
| Led Team in Rebs. | - | - | - | - | - | - | - |
| Led Team in Assists | - | - | - | - | - | - | - |
| Led Team in Blocks | - | - | - | - | - | - | - |
| Led Team in Steals | - | - | - | - | - | - | - |

TIMBERLAKE CAREER HIGHS

| | | |
|---------------------|----|---|
| Points | 34 | at Col. of Charleston (2.23.23) |
| Field Goals | 12 | at Hofstra (2.2.23) |
| Field Goal Att. | 21 | at Hofstra (2.2.23) |
| 3PT Field Goals | 7 | vs. Delaware (2.16.23) at Hofstra (2.2.23) at James Madison (2.26.22) |
| 3PT Field Goal Att. | 12 | vs. Col. of Charleston (3.6.23) |
| Free Throws | 10 | at UNCW (2.25.23) |
| Free Throw Att. | 10 | at UNCW (2.25.23) |
| Rebounds | 11 | vs. LIU (12.2.21) |
| Assists | 7 | vs. William & Mary (2.10.22) |
| Blocks | 2 | at Pennsylvania (11.13.22) vs. Northeastern (3.8.20) |
| Steals | 4 | Albany (11.7.22) |
| Minutes | 43 | at Drexel (2.11.23) |

2023-24 GAME-BY-GAME

| OPPONENT (Date) | MP | FG-A | PCT | 3PT-A | PCT | FT-A | PCT | O-D-T | PF | A | TO | BLK | ST | TP |
|-------------------------------|-------|------|-------|-------|------|------|-------|-------|----|---|----|-----|----|----|
| NORTH CAROLINA CENTRAL (11.6) | 20:22 | 4-5 | .800 | 3-4 | .750 | 2-2 | 1.000 | 0-0-0 | 0 | 1 | 1 | 0 | 0 | 13 |
| MANHATTAN COLLEGE (11.10) | 18:46 | 1-4 | .250 | 0-3 | .000 | 0-0 | --- | 0-5-5 | 3 | 0 | 3 | 0 | 0 | 2 |
| vs. Kentucky (11.14) | 13:37 | 0-4 | .000 | 0-2 | .000 | 0-0 | --- | 0-2-2 | 2 | 0 | 0 | 0 | 0 | 0 |
| vs. Chaminade (11.20) | 11:00 | 1-5 | .200 | 0-3 | .000 | 0-0 | --- | 0-0-0 | 0 | 1 | 0 | 0 | 0 | 2 |
| vs. Marquette (11.21) | 11:49 | 1-5 | .200 | 1-3 | .333 | 2-4 | .500 | 0-2-2 | 0 | 0 | 0 | 0 | 1 | 5 |
| vs. Tennessee (11.22) | 03:05 | 1-1 | 1.000 | 0-0 | --- | 0-0 | --- | 0-0-0 | 0 | 0 | 1 | 0 | 0 | 2 |
| EASTERN ILLINOIS (11.28) | 11:26 | 2-4 | .500 | 1-2 | .500 | 0-0 | --- | 0-3-3 | 2 | 2 | 0 | 1 | 0 | 5 |
| UCONN (12.1) | 02:02 | 0-0 | --- | 0-0 | --- | 0-0 | --- | 0-0-0 | 0 | 1 | 0 | 0 | 0 | 0 |
| KANSAS CITY (12.5) | 16:43 | 1-5 | .200 | 1-5 | .200 | 0-0 | --- | 0-2-2 | 2 | 0 | 0 | 0 | 1 | 3 |
| MISSOURI (12.9) | 05:43 | 1-3 | .333 | 1-2 | .500 | 0-0 | --- | 1-0-1 | 1 | 0 | 1 | 0 | 0 | 3 |
| at Indiana (12.18) | 06:18 | 0-2 | .000 | 0-2 | .000 | 0-1 | .000 | 0-1-1 | 1 | 1 | 0 | 0 | 0 | 0 |
| YALE (12.22) | 29:39 | 5-10 | .500 | 3-7 | .429 | 0-0 | --- | 1-2-3 | 2 | 1 | 0 | 0 | 2 | 13 |
| vs. Wichita State (12.30) | 06:51 | 0-5 | .000 | 0-4 | .000 | 0-0 | --- | 0-1-1 | 3 | 0 | 0 | 0 | 1 | 0 |
| TCU (1.6) | 11:04 | 2-3 | .667 | 1-2 | .500 | 0-0 | --- | 0-1-1 | 0 | 1 | 1 | 0 | 1 | 5 |
| at UCF (1.10) | 09:56 | 2-3 | .667 | 0-1 | .000 | 1-2 | .500 | 0-0-0 | 2 | 0 | 1 | 0 | 0 | 5 |
| OKLAHOMA (1.13) | | | | | | | | | | | | | | |
| at Oklahoma State (1.16) | | | | | | | | | | | | | | |
| at West Virginia (1.20) | | | | | | | | | | | | | | |
| CINCINNATI (1.22) | | | | | | | | | | | | | | |
| at Iowa State (1.27) | | | | | | | | | | | | | | |
| OKLAHOMA STATE (1.30) | | | | | | | | | | | | | | |
| HOUSTON (2.3) | | | | | | | | | | | | | | |
| at Kansas State (2.5) | | | | | | | | | | | | | | |
| BAYLOR (2.10) | | | | | | | | | | | | | | |
| at Texas Tech (2.12) | | | | | | | | | | | | | | |
| at Oklahoma (2.17) | | | | | | | | | | | | | | |
| TEXAS (2.24) | | | | | | | | | | | | | | |
| BYU (2.27) | | | | | | | | | | | | | | |
| at Baylor (3.2) | | | | | | | | | | | | | | |
| KANSAS STATE (3.5) | | | | | | | | | | | | | | |
| at Houston (3.9) | | | | | | | | | | | | | | |

^ Starter

CAREER STATS

| SEASON | GP-GS | MIN/AVG | FG-FGA | PCT | 3FG-3FGA | PCT | FT-FTA | PCT | O-D-T | AVG | PF-FO | AST | TO | BLK | STL | PTS | AVG |
|--------------|---------------|------------------|-----------------|-------------|----------------|-------------|----------------|-------------|-------------------|------------|--------------|------------|------------|-----------|------------|-------------|-------------|
| 2018-19* | 9-5 | 181/20.1 | 23-58 | .397 | 5-21 | .238 | 7-13 | .538 | 8-17-25 | 2.8 | 17-1 | 12 | 9 | 0 | 8 | 58 | 6.4 |
| 2019-20* | 28-0 | 555/19.8 | 60-163 | .368 | 27-82 | .329 | 25-38 | .658 | 23-74-97 | 3.5 | 45-0 | 24 | 24 | 5 | 19 | 172 | 6.1 |
| 2020-21* | 18-18 | 536/29.8 | 71-199 | .357 | 31-98 | .316 | 44-54 | .815 | 15-55-70 | 3.9 | 32-0 | 14 | 30 | 4 | 12 | 217 | 12.1 |
| 2021-22* | 34-34 | 1128/33.2 | 166-379 | .438 | 78-192 | .406 | 81-101 | .802 | 17-131-148 | 4.4 | 60-0 | 64 | 60 | 7 | 28 | 491 | 14.4 |
| 2022-23* | 33-33 | 1177/35.7 | 197-433 | .455 | 92-221 | .416 | 98-116 | .845 | 17-113-130 | 3.9 | 68-0 | 79 | 78 | 12 | 33 | 584 | 17.7 |
| 2023-24 | 15-0 | 178/11.9 | 21-59 | .356 | 11-40 | .275 | 5-9 | .556 | 2-19-21 | 1.4 | 18-0 | 8 | 8 | 1 | 6 | 58 | 3.9 |
| TOTAL | 137-91 | 3751/27.4 | 538-1291 | .417 | 244-654 | .373 | 260-331 | .785 | 82-409-491 | 3.6 | 240-1 | 201 | 209 | 29 | 106 | 1580 | 11.5 |

*AT TOWSON



JUSTIN CROSS

Junior • F • 6-8 • 200 • Oak Park, Ill. • Oak Park River Forest HS • Twitter: @JCross_4 • IG: @justin.cross4

- An invited walk-on who played junior college basketball at John A. Logan College in Carterville, Illinois
- Started three of 35 games played and averaged 2.8 points, 4.4 rebounds and 1.4 blocked shots per game his sophomore season
- John A. Logan College won the 2023 NJCAA D1 National Championship, boasting a 33-2 record
- Averaged 12 minutes, 3.3 points and 3.0 rebounds in the Vols four victories in the NJCAA Tournament
- Had a career-high 10 points versus Lake Land College (2/25), going 4-for-5 from the field
- Played high school at Oak Park River Forest HS in Oak Park, Illinois
- Father, Gene, played college basketball at Illinois (1990-94) and coached at UIC, DePaul, Virginia and Notre Dame as an assistant and was head coach at Toledo from 2008-10



CHRIS CARTER

RS-Freshman • G • 6-4 • 190 • Indio, Calif. • Shadow Hills HS • IG: @chr2

- An invited walk-on who was a redshirt at Cal State Northridge in 2022-23 and entered the transfer portal in May 2023
- Will provide depth at both guard positions
- Played AAU basketball for Elev8Elite
- Played three seasons at Shadow Hills High School in Indio, Calif.
- Earned several awards including Desert Empire League MVP in 2022 and first-team all-league twice
- Helped his team win the CIF-SS Division 3 title in 2020 while his team won the league championship in 2020 and 2022
- Also was a high jumper on the track & field team as a junior and senior
- Won the Desert League High Jump championship in 2021 before finishing as runner-up in 2022



ZACH CLEMENCE

Junior • F • 6-11 • 230 • San Antonio, Texas • Sunrise Christian Academy (Kan.) • Twitter: @BIGZTEXAS • IG: @zachary_clemence

- Plans to redshirt the 2023-24 season
- Had a solid freshman season where he appeared in 24 games in Kansas' 2022 NCAA National Championship season.
- A great shooter and being 6-foot-10, can play multiple positions and be a tough matchup
- Played his junior and senior seasons at Sunrise Academy in Bel Aire, Kansas, which is near Wichita
- Was ranked No. 34 by ESPN100, No. 35 by Rivals.com and No. 40 by 247Sports.com following his senior high school season.
- Grew up on a ranch before moving away to play prep basketball
- Attended Bill Self Basketball Camp and one of his counselors was 2021-22 super-senior Mitch Lightfoot



CHARLIE MCCARTHY

RS-Sophomore • G • 6-2 • 195 • Rancho Mirage, Calif. • Shadow Hills HS • IG: @chmac13

- A member of Kansas' 2022 NCAA National Championship team.
- Comes from a KU family as both parents are two of 23 family members who have graduated from KU with many still residing in the Lawrence, Kansas City and Salina, Kansas, areas.
- Averaged 12.0 points, 8.0 rebounds, 5.0 assists and 1.5 steals per game in 2020-21 at Shawdow Hills HS in Indio, Calif.
- Averaged 11.5 points per game his junior year at Palm Desert HS in Palm Desert, Calif., where his team advanced to state.
- Earned all-league honors his junior and senior seasons.
- His father, Kent, played baseball at KU.
- Has an older sister, Annie, who attends KU, and a younger sister, Molly, who is a freshman on the KU volleyball team.
- Great grandfather was Howard Engleman, who played basketball at KU for coach Phog Allen and had his KU jersey retired in 2003.
- As a youth, attended numerous Kansas Bill Self Basketball Camps.

2023-24 OVERALL STATS

Game Records

| Record | Overall | Home | Away | Neutral |
|----------------|---------|------|------|---------|
| ALL GAMES | 13-2 | 8-0 | 1-1 | 4-1 |
| CONFERENCE | 1-1 | 1-0 | 0-1 | 0-0 |
| NON-CONFERENCE | 12-1 | 7-0 | 1-0 | 4-1 |

Score by Periods

| Team | 1st | 2nd | OT | TOT |
|-----------|-----|-----|----|------|
| Kansas | 592 | 586 | 0 | 1178 |
| Opponents | 469 | 526 | 0 | 995 |

Team Box Score

| No. | Player | | | | Total | | 3-Point | | F-Throw | | Rebounds | | | | | | | | PTS | AVG | | | |
|------------------|---------------------|-----------|-------------|------|----------------|-------------|----------------|-------------|----------------|-------------|------------|------------|------------|-------------|------------|----------|------------|------------|-----------|------------|-------------|-------------|--|
| | | GP-GS | MIN | AVG | FG-FGA | FG% | 3FG-3FGA | 3FG% | FT-FTA | FT% | OFF | DEF | TOT | AVG | PF | DQ | A | TO | | | BLK | STL | |
| 15 | MCCULLAR JR., Kevin | 15-15 | 519:57 | 34.7 | 96-198 | .485 | 24-63 | .381 | 81-97 | .835 | 11 | 90 | 101 | 6.7 | 28 | 0 | 68 | 40 | 9 | 23 | 297 | 19.8 | |
| 1 | DICKINSON, Hunter | 15-15 | 479:09 | 31.9 | 119-196 | .607 | 16-31 | .516 | 29-41 | .707 | 43 | 135 | 178 | 11.9 | 25 | 0 | 27 | 28 | 17 | 20 | 283 | 18.9 | |
| 24 | ADAMS, JR., KJ | 15-14 | 482:20 | 32.2 | 79-124 | .637 | 0-2 | .000 | 28-52 | .538 | 26 | 46 | 72 | 4.8 | 33 | 1 | 46 | 27 | 11 | 18 | 186 | 12.4 | |
| 3 | HARRIS JR., Dajuan | 15-15 | 531:39 | 35.4 | 37-91 | .407 | 15-34 | .441 | 15-21 | .714 | 4 | 29 | 33 | 2.2 | 24 | 0 | 106 | 41 | 6 | 18 | 104 | 6.9 | |
| 10 | FURPHY, Johnny | 14-1 | 186:55 | 13.4 | 28-58 | .483 | 15-42 | .357 | 7-11 | .636 | 10 | 27 | 37 | 2.6 | 26 | 0 | 5 | 7 | 3 | 7 | 78 | 5.6 | |
| 13 | JACKSON, Elmarko | 15-15 | 349:10 | 23.3 | 25-71 | .352 | 8-28 | .286 | 23-25 | .920 | 5 | 17 | 22 | 1.5 | 32 | 0 | 43 | 26 | 3 | 12 | 81 | 5.4 | |
| 25 | TIMBERLAKE, Nicolas | 15-0 | 178:21 | 11.9 | 21-59 | .356 | 11-40 | .275 | 5-9 | .556 | 2 | 19 | 21 | 1.4 | 18 | 0 | 8 | 8 | 1 | 6 | 58 | 3.9 | |
| 20 | JANKOVICH, Michael | 3-0 | 16:58 | 5.7 | 4-6 | .667 | 3-5 | .600 | 0-0 | .000 | 2 | 1 | 3 | 1.0 | 0 | 0 | 0 | 1 | 0 | 0 | 11 | 3.7 | |
| 23 | BRAUN, Parker | 15-0 | 124:38 | 8.3 | 21-28 | .750 | 2-5 | .400 | 2-4 | .500 | 3 | 23 | 26 | 1.7 | 14 | 0 | 6 | 6 | 13 | 4 | 46 | 3.1 | |
| 11 | MCDOWELL, Jamari | 14-0 | 106:58 | 7.6 | 7-27 | .259 | 5-17 | .294 | 10-12 | .833 | 9 | 12 | 21 | 1.5 | 6 | 0 | 8 | 3 | 1 | 3 | 29 | 2.1 | |
| 22 | WILHITE, Dillon | 3-0 | 08:43 | 2.9 | 1-3 | .333 | 0-0 | .000 | 1-4 | .250 | 1 | 1 | 2 | 0.7 | 3 | 0 | 0 | 3 | 0 | 0 | 3 | 1.0 | |
| 12 | EVERS, Wilder | 2-0 | 08:59 | 4.5 | 1-2 | .500 | 0-1 | .000 | 0-0 | .000 | 0 | 1 | 1 | 0.5 | 1 | 0 | 1 | 0 | 0 | 0 | 2 | 1.0 | |
| 14 | CASSIDY, Patrick | 2-0 | 06:12 | 3.1 | 0-3 | .000 | 0-2 | .000 | 0-0 | .000 | 0 | 0 | 0 | 0.0 | 1 | 0 | 0 | 0 | 0 | 0 | 0 | 0.0 | |
| Team | | | | | | | | | | | 20 | 41 | 61 | | | | | 4 | | | | | |
| Total | | 15 | 3000 | | 439-866 | .507 | 99-270 | .367 | 201-276 | .728 | 136 | 442 | 578 | 38.5 | 211 | 1 | 318 | 194 | 64 | 111 | 1178 | 78.5 | |
| Opponents | | 15 | 3000 | | 364-932 | .391 | 115-372 | .309 | 152-218 | .697 | 152 | 333 | 485 | 32.3 | 248 | 5 | 175 | 182 | 47 | 116 | 995 | 66.3 | |

Team Statistics

| | KU | OPP |
|------------------------|----------------|----------------|
| Scoring | 1178 | 995 |
| Points per game | 78.5 | 66.3 |
| Scoring margin | +12.2 | - |
| Field goals-att | 439-866 | 364-932 |
| Field goal pct | .507 | .391 |
| 3 point fg-att | 99-270 | 115-372 |
| 3-point FG pct | .367 | .309 |
| 3-pt FG made per game | 6.6 | 7.7 |
| Free throws-att | 201-276 | 152-218 |
| Free throw pct | .728 | .697 |
| F-Throws made per game | 13.4 | 10.1 |
| Rebounds | 578 | 485 |
| Rebounds per game | 38.5 | 32.3 |
| Rebounding margin | +6.2 | - |
| Assists | 318 | 175 |
| Assists per game | 21.2 | 11.7 |
| Turnovers | 194 | 182 |
| Turnovers per game | 12.9 | 12.1 |
| Turnover margin | -0.8 | - |
| Assist/turnover ratio | 1.6 | 1.0 |
| Steals | 111 | 116 |
| Steals per game | 7.4 | 7.7 |
| Blocks | 64 | 47 |
| Blocks per game | 4.3 | 3.1 |
| Winning streak | 0 | - |
| Home win streak | 8 | - |
| Attendance | 130400 | 26691 |
| Home games-Avg/Game | 8-16300 | 2-13346 |
| Neutral site-Avg/Game | - | 5-10568 |

Team Results

| Date | Opponent | | Score | Att. |
|------------|----------------|---|-------|-------|
| 11/06/2023 | N.C. Central | W | 99-56 | 16300 |
| 11/10/2023 | Manhattan | W | 99-61 | 16300 |
| 11/14/2023 | vs Kentucky | W | 89-84 | 18780 |
| 11/20/2023 | vs Chaminade | W | 83-56 | 4936 |
| 11/21/2023 | vs Marquette | L | 59-73 | 5257 |
| 11/22/2023 | vs Tennessee | W | 69-60 | 5164 |
| 11/28/2023 | Eastern Ill. | W | 71-63 | 16300 |
| 12/01/2023 | UConn | W | 69-65 | 16300 |
| 12/05/2023 | Kansas City | W | 88-69 | 16300 |
| 12/09/2023 | Missouri | W | 73-64 | 16300 |
| 12/16/2023 | at Indiana | W | 75-71 | 17222 |
| 12/22/2023 | Yale | W | 75-60 | 16300 |
| 12/30/2023 | vs Wichita St. | W | 86-67 | 18702 |
| 01/06/2024 | TCU | W | 83-81 | 16300 |
| 01/10/2024 | at UCF | L | 60-65 | 9469 |

2023-24 CONFERENCE STATS

Game Records

| Record | Overall | Home | Away | Neutral |
|----------------|---------|------|------|---------|
| ALL GAMES | 1-1 | 1-0 | 0-1 | 0-0 |
| CONFERENCE | 1-1 | 1-0 | 0-1 | 0-0 |
| NON-CONFERENCE | 0-0 | 0-0 | 0-0 | 0-0 |

Score by Periods

| Team | 1st | 2nd | OT | TOT |
|-----------|-----|-----|----|-----|
| Kansas | 78 | 65 | 0 | 143 |
| Opponents | 69 | 77 | 0 | 146 |

Team Box Score

| No. | Player | Total | | | 3-Point | | | F-Throw | | Rebounds | | | | PF DQ A TO BLK STL PTS AVG | | | | | | | | |
|------------------|---------------------|----------|------------|------|---------------|-------------|--------------|-------------|--------------|-------------|-----------|-----------|-----------|----------------------------|-----------|----------|-----------|-----------|-----------|-----------|------------|-------------|
| | | GP-GS | MIN | AVG | FG-FGA | FG% | 3FG-3FGA | 3FG% | FT-FTA | FT% | OFF | DEF | TOT | AVG | PF | DQ | A | TO | BLK | STL | PTS | AVG |
| 1 | DICKINSON, Hunter | 2-2 | 62:48 | 31.4 | 18-29 | .621 | 3-6 | .500 | 3-5 | .600 | 8 | 7 | 15 | 7.5 | 6 | 0 | 2 | 5 | 0 | 3 | 42 | 21.0 |
| 15 | MCCULLAR JR., Kevin | 2-2 | 74:50 | 37.4 | 11-26 | .423 | 4-10 | .400 | 6-9 | .667 | 1 | 10 | 11 | 5.5 | 5 | 0 | 8 | 8 | 0 | 2 | 32 | 16.0 |
| 24 | ADAMS, JR., KJ | 2-2 | 75:30 | 37.8 | 12-15 | .800 | 0-1 | .000 | 4-6 | .667 | 8 | 9 | 17 | 8.5 | 5 | 0 | 3 | 6 | 1 | 2 | 28 | 14.0 |
| 3 | HARRIS JR., Dajuan | 2-2 | 75:44 | 37.9 | 5-15 | .333 | 0-4 | .000 | 5-6 | .833 | 2 | 3 | 5 | 2.5 | 1 | 0 | 16 | 8 | 0 | 1 | 15 | 7.5 |
| 10 | FURPHY, Johnny | 2-0 | 27:28 | 13.7 | 5-10 | .500 | 2-6 | .333 | 1-2 | .500 | 2 | 5 | 7 | 3.5 | 5 | 0 | 2 | 1 | 1 | 1 | 13 | 6.5 |
| 25 | TIMBERLAKE, Nicolas | 2-0 | 21:00 | 10.5 | 4-6 | .667 | 1-3 | .333 | 1-2 | .500 | 0 | 1 | 1 | 0.5 | 2 | 0 | 1 | 2 | 0 | 1 | 10 | 5.0 |
| 23 | BRAUN, Parker | 2-0 | 13:48 | 6.9 | 1-2 | .500 | 1-1 | 1.000 | 0-0 | .000 | 0 | 3 | 3 | 1.5 | 1 | 0 | 1 | 1 | 2 | 1 | 3 | 1.5 |
| 11 | MCDOWELL, Jamari | 2-0 | 03:28 | 1.7 | 0-0 | .000 | 0-0 | .000 | 0-0 | .000 | 0 | 0 | 0 | 0.0 | 0 | 0 | 0 | 1 | 0 | 0 | 0 | 0.0 |
| 13 | JACKSON, Elmarko | 2-2 | 45:24 | 22.7 | 0-4 | .000 | 0-1 | .000 | 0-0 | .000 | 0 | 2 | 2 | 1.0 | 4 | 0 | 5 | 3 | 0 | 0 | 0 | 0.0 |
| Team | | | | | | | | | | | 3 | 8 | 11 | | | | | 1 | | | | |
| Total | | 2 | 400 | | 56-107 | .523 | 11-32 | .344 | 20-30 | .667 | 24 | 48 | 72 | 36.0 | 29 | 0 | 38 | 36 | 4 | 11 | 143 | 71.5 |
| Opponents | | 2 | 400 | | 52-117 | .444 | 15-41 | .366 | 27-34 | .794 | 20 | 36 | 56 | 28.0 | 30 | 0 | 29 | 22 | 10 | 24 | 146 | 73.0 |

Team Statistics

| | KU | OPP |
|------------------------|---------------|---------------|
| Scoring | 143 | 146 |
| Points per game | 71.5 | 73.0 |
| Scoring margin | -1.5 | - |
| Field goals-att | 56-107 | 52-117 |
| Field goal pct | .523 | .444 |
| 3 point fg-att | 11-32 | 15-41 |
| 3-point FG pct | .344 | .366 |
| 3-pt FG made per game | 5.5 | 7.5 |
| Free throws-att | 20-30 | 27-34 |
| Free throw pct | .667 | .794 |
| F-Throws made per game | 10.0 | 13.5 |
| Rebounds | 72 | 56 |
| Rebounds per game | 36.0 | 28.0 |
| Rebounding margin | +8.0 | - |
| Assists | 38 | 29 |
| Assists per game | 19.0 | 14.5 |
| Turnovers | 36 | 22 |
| Turnovers per game | 18.0 | 11.0 |
| Turnover margin | -7.0 | - |
| Assist/turnover ratio | 1.1 | 1.3 |
| Steals | 11 | 24 |
| Steals per game | 5.5 | 12.0 |
| Blocks | 4 | 10 |
| Blocks per game | 2.0 | 5.0 |
| Winning streak | 0 | - |
| Home win streak | 1 | - |
| Attendance | 16300 | 9469 |
| Home games-Avg/Game | 1-16300 | 1-9469 |
| Neutral site-Avg/Game | - | 0-0 |

Team Results

| Date | Opponent | W | Score | Att. |
|------------|----------|---|-------|-------|
| 01/06/2024 | TCU | W | 83-81 | 16300 |
| 01/10/2024 | at UCF | L | 60-65 | 9469 |

KANSAS GAME-BY-GAME

| Opponent | Date | Score | W | Total | | 3-Pointers | | Free throws | | Rebounds | | | | PF | A | TO | BLK | STL | PTS | AVG |
|----------------|------------|-------------|---|----------------|-------------|---------------|-------------|----------------|-------------|------------|------------|------------|-------------|------------|------------|------------|-----------|------------|-------------|-------------|
| | | | | FG-FGA | PCT | 3FG-3FGA | PCT | FT-FTA | PCT | OFF | DEF | TOT | AVG | | | | | | | |
| N.C. Central | 11/06/2023 | 99-56 | W | 39-56 | .696 | 13-23 | .565 | 8-10 | .800 | 4 | 33 | 37 | 37.0 | 13 | 34 | 10 | 3 | 4 | 99 | 99.0 |
| Manhattan | 11/10/2023 | 99-61 | W | 38-67 | .567 | 10-26 | .385 | 13-16 | .813 | 11 | 34 | 45 | 41.0 | 15 | 25 | 14 | 9 | 7 | 99 | 99.0 |
| vs Kentucky | 11/14/2023 | 89-84 | W | 28-59 | .475 | 6-18 | .333 | 27-36 | .750 | 8 | 37 | 45 | 42.3 | 23 | 22 | 14 | 4 | 7 | 89 | 95.7 |
| vs Chaminade | 11/20/2023 | 83-56 | W | 36-60 | .600 | 4-19 | .211 | 7-11 | .636 | 7 | 34 | 41 | 42.0 | 12 | 29 | 15 | 2 | 9 | 83 | 92.5 |
| vs Marquette | 11/21/2023 | 59-73 | L | 22-54 | .407 | 6-17 | .353 | 9-16 | .563 | 10 | 24 | 34 | 40.4 | 12 | 17 | 18 | 2 | 7 | 59 | 85.8 |
| vs Tennessee | 11/22/2023 | 69-60 | W | 27-52 | .519 | 4-12 | .333 | 11-22 | .500 | 5 | 40 | 45 | 41.2 | 9 | 18 | 15 | 3 | 5 | 69 | 83.0 |
| Eastern Ill. | 11/28/2023 | 71-63 | W | 28-56 | .500 | 3-14 | .214 | 12-18 | .667 | 9 | 24 | 33 | 40.0 | 11 | 24 | 10 | 11 | 11 | 71 | 81.3 |
| UConn | 12/01/2023 | 69-65 | W | 23-46 | .500 | 9-14 | .643 | 14-20 | .700 | 5 | 26 | 31 | 38.9 | 14 | 13 | 8 | 7 | 4 | 69 | 79.8 |
| Kansas City | 12/05/2023 | 88-69 | W | 33-61 | .541 | 8-20 | .400 | 14-19 | .737 | 7 | 30 | 37 | 38.7 | 15 | 23 | 7 | 3 | 11 | 88 | 80.7 |
| Missouri | 12/09/2023 | 73-64 | W | 25-56 | .446 | 3-10 | .300 | 20-23 | .870 | 13 | 29 | 42 | 39.0 | 16 | 16 | 16 | 4 | 6 | 73 | 79.9 |
| at Indiana | 12/16/2023 | 75-71 | W | 26-61 | .426 | 6-18 | .333 | 17-24 | .708 | 9 | 27 | 36 | 38.7 | 15 | 18 | 11 | 4 | 9 | 75 | 79.5 |
| Yale | 12/22/2023 | 75-60 | W | 27-57 | .474 | 9-20 | .450 | 12-12 | 1.000 | 10 | 22 | 32 | 38.2 | 12 | 18 | 12 | 6 | 10 | 75 | 79.1 |
| vs Wichita St. | 12/30/2023 | 86-67 | W | 31-74 | .419 | 7-27 | .259 | 17-19 | .895 | 14 | 34 | 48 | 38.9 | 15 | 23 | 8 | 2 | 10 | 86 | 79.6 |
| TCU | 01/06/2024 | 83-81 | W | 32-60 | .533 | 5-14 | .357 | 14-19 | .737 | 16 | 24 | 40 | 39.0 | 14 | 18 | 18 | 2 | 5 | 83 | 79.9 |
| at UCF | 01/10/2024 | 60-65 | L | 24-47 | .511 | 6-18 | .333 | 6-11 | .545 | 8 | 24 | 32 | 38.5 | 15 | 20 | 18 | 2 | 6 | 60 | 78.5 |
| Total | | 1178 | | 439-866 | .507 | 99-270 | .367 | 201-276 | .728 | 136 | 442 | 578 | 38.5 | 211 | 318 | 194 | 64 | 111 | 1178 | 78.5 |

OPPONENT GAME-BY-GAME

| Opponent | Date | Score | W | Total | | 3-Pointers | | Free throws | | Rebounds | | | | PF | A | TO | BLK | STL | PTS | AVG |
|----------------|------------|------------|---|----------------|-------------|----------------|-------------|----------------|-------------|------------|------------|------------|-------------|------------|------------|------------|-----------|------------|------------|-------------|
| | | | | FG-FGA | PCT | 3FG-3FGA | PCT | FT-FTA | PCT | OFF | DEF | TOT | AVG | | | | | | | |
| N.C. Central | 11/06/2023 | 99-56 | W | 20-57 | .351 | 6-23 | .261 | 10-18 | .556 | 9 | 14 | 23 | 23.0 | 13 | 7 | 9 | 1 | 7 | 56 | 56.0 |
| Manhattan | 11/10/2023 | 99-61 | W | 23-68 | .338 | 8-26 | .308 | 7-11 | .636 | 12 | 20 | 32 | 27.5 | 16 | 10 | 18 | 1 | 5 | 61 | 58.5 |
| vs Kentucky | 11/14/2023 | 89-84 | W | 25-76 | .329 | 12-38 | .316 | 22-30 | .733 | 15 | 27 | 42 | 32.3 | 22 | 14 | 8 | 3 | 9 | 84 | 67.0 |
| vs Chaminade | 11/20/2023 | 83-56 | W | 21-62 | .339 | 6-31 | .194 | 8-10 | .800 | 8 | 18 | 26 | 30.8 | 16 | 10 | 13 | 1 | 10 | 56 | 64.3 |
| vs Marquette | 11/21/2023 | 59-73 | L | 29-64 | .453 | 6-25 | .240 | 9-12 | .750 | 12 | 24 | 36 | 31.8 | 14 | 13 | 12 | 4 | 11 | 73 | 66.0 |
| vs Tennessee | 11/22/2023 | 69-60 | W | 22-71 | .310 | 9-33 | .273 | 7-8 | .875 | 9 | 26 | 35 | 32.3 | 18 | 12 | 6 | 3 | 11 | 60 | 65.0 |
| Eastern Ill. | 11/28/2023 | 71-63 | W | 23-59 | .390 | 9-22 | .409 | 8-10 | .800 | 13 | 23 | 36 | 32.9 | 20 | 12 | 16 | 4 | 5 | 63 | 64.7 |
| UConn | 12/01/2023 | 69-65 | W | 23-56 | .411 | 11-28 | .393 | 8-15 | .533 | 10 | 22 | 32 | 32.8 | 18 | 9 | 8 | 4 | 3 | 65 | 64.8 |
| Kansas City | 12/05/2023 | 88-69 | W | 26-65 | .400 | 8-27 | .296 | 9-13 | .692 | 10 | 26 | 36 | 33.1 | 17 | 12 | 13 | 1 | 3 | 69 | 65.2 |
| Missouri | 12/09/2023 | 73-64 | W | 24-58 | .414 | 7-21 | .333 | 9-13 | .692 | 7 | 18 | 25 | 32.3 | 19 | 11 | 12 | 5 | 8 | 64 | 65.1 |
| at Indiana | 12/16/2023 | 75-71 | W | 25-59 | .424 | 6-16 | .375 | 15-22 | .682 | 10 | 28 | 38 | 32.8 | 21 | 10 | 14 | 2 | 6 | 71 | 65.6 |
| Yale | 12/22/2023 | 75-60 | W | 23-54 | .426 | 8-21 | .381 | 6-8 | .750 | 10 | 20 | 30 | 32.6 | 10 | 13 | 16 | 6 | 7 | 60 | 65.2 |
| vs Wichita St. | 12/30/2023 | 86-67 | W | 28-66 | .424 | 4-20 | .200 | 7-14 | .500 | 7 | 31 | 38 | 33.0 | 14 | 13 | 15 | 2 | 7 | 67 | 65.3 |
| TCU | 01/06/2024 | 83-81 | W | 30-65 | .462 | 8-21 | .381 | 13-16 | .813 | 11 | 17 | 28 | 32.6 | 17 | 17 | 9 | 3 | 16 | 81 | 66.4 |
| at UCF | 01/10/2024 | 60-65 | L | 22-52 | .423 | 7-20 | .350 | 14-18 | .778 | 9 | 19 | 28 | 32.3 | 13 | 12 | 13 | 7 | 8 | 65 | 66.3 |
| Total | | 995 | | 364-932 | .391 | 115-372 | .309 | 152-218 | .697 | 152 | 333 | 485 | 32.3 | 248 | 175 | 182 | 47 | 116 | 995 | 66.3 |

INDIVIDUAL SUPERLATIVES

| CATEGORY | KANSAS | OPPONENT |
|-------------------------------|---|--|
| Points Scored | 34 by Kevin McCullar Jr. vs. Yale (12.22.23) | 31 by Tristen Newton of UConn (12.1.23) |
| Total Field Goals | 15 by Hunter Dickinson vs. Chaminade (11.20.23) | 10 by Tristen Newton of UConn (12.1.23) |
| Total FGs Attempted | 20 by Hunter Dickinson vs. TCU (1.6.24) | 25 by Antonio Reeves of Kentucky (11.14.23) |
| Highest FG% (5 made) | 88.9 (8-9) by Hunter Dickinson vs. North Carolina Central (11.6.23) | 75.0, 2x last was (9-12) by Trevian Tennyson of TCU (1.6.24) |
| Highest FG% (10 made) | 83.3 (15-18) by Hunter Dickinson vs. Chaminade (11.20.23) | 70.6 (12-17) by Trey Galloway of Indiana (12.16.23) |
| 3-Point Field Goals | 5 by Dajuan Harris Jr. vs. Kentucky (11.14.23) | 6, 2x last by Trevian Tennyson of TCU (1.6.24) |
| 3-Pt. FGs Attempted | 7, 4x last by Kevin McCullar Jr. and Nicolas Timberlake vs. Yale (12.22.23) | 17 by Antonio Reeves of Kentucky (11.14.23) |
| 3-Point FG% (min. 3 made) | 100.0 (3-3) by Hunter Dickinson vs. North Carolina Central (11.6.23) | 75.0 (6-8) by Trevian Tennyson of TCU (1.6.24) |
| Free Throws | 13 by Kevin McCullar Jr. at Indiana (12.16.23) | 7, 2x last by Emanuel Miller of TCU (1.6.24) |
| Free Throws Attempted | 16 by Kevin McCullar Jr. at Indiana (12.16.23) | 8, 2x last by Emanuel Miller of TCU (1.6.24) |
| Free Throw % (min. 5 made) | 4x, last was 100.0 (10-10) by Kevin McCullar Jr. vs. Wichita State (12.30.23) | 3x, last was 100.0 (6-6) by Tiger Booker of Eastern Illinois (11.28.23) |
| Offensive Rebounds | 8 by Hunter Dickinson vs. TCU (1.6.24) | 6 by Adou Thiero of Kentucky (11.14.23) |
| Defensive Rebounds | 19 by Hunter Dickinson vs. Chaminade (11.20.23) | 12 by Kel'el Ware of Indiana (12.16.23) |
| Total Rebounds | 21 by Hunter Dickinson vs. Kentucky (11.14.23) | 15 by Kel'el Ware of Indiana (12.16.23) |
| Assists | 10, 3x last by Kevin McCullar Jr. vs. Chaminade (11.20.23) | 6, 2x last by Darius Johnson of UCF (1.10.24) |
| Turnovers | 7 by Kevin McCullar Jr. vs. Tennessee (11.22.23) | 7 by Darius Johnson of UCF (1.10.24) |
| Blocked Shots | 4 by Hunter Dickinson vs. UConn (12.1.23) | 4 by Danny Wolf of Yale (12.22.23) |
| Steals | 4 by KJ Adams Jr. vs. Kansas City (12.5.23) 4 by Dajuan Harris Jr. vs. Yale (12.22.23) | 6 by Avery Anderson III of TCU (1.6.24) |
| Minutes Played (including OT) | 40 by Dajuan Harris Jr. vs. Missouri (12.9.23) 40 by Dajuan Harris Jr. at Indiana (12.16.23) | 39 by Tre Mitchell of Kentucky (11.14.23) 39 by Kel'el Ware of Indiana (12.16.23) |

TEAM SUPERLATIVES

| KANSAS HIGH | KANSAS LOW | CATEGORY | OPPONENT HIGH | OPPONENT LOW |
|---|---|-------------------------------|--|---|
| 99 vs. Manhattan College (11.10.23) | 59 vs. Marquette (11.21.23) | Points | 84 by Kentucky (11.14.23) | 56 by Chaminade (11.20.23) |
| 99 vs. North Carolina Central (11.6.23) | | | | 56 by North Carolina Central (11.6.23) |
| 59 (1st) vs. North Carolina Central (11.6.23) | 23 (2nd) at UCF (1.10.24) | Points/Half | 48 (1st) by Kentucky (11.14.23) | 18 (1st) by North Carolina Central (11.6.23) |
| - | - | Points/OT | - | - |
| 39 vs. North Carolina Central (11.6.23) | 22 vs. Marquette (11.21.23) | Field Goals | 30 by TCU (1.6.24) | 20 by North Carolina Central (11.6.23) |
| 74 vs. Wichita State (12.30.23) | 46 vs. UConn (12.1.23) | Field Goal Attempts | 76 by Kentucky (11.14.23) | 52 by UCF (1.10.24) |
| 69.6 (39-56) vs. North Carolina Central (11.6.23) | 40.7 (22-54) vs. Marquette (11.21.23) | Field Goal Percentage | 46.2 (30-65) by TCU (1.6.24) | 31.0 (22-71) by Tennessee (11.22.23) |
| 13 vs. North Carolina Central (11.6.23) | 3 vs. Missouri (12.9.23) 3 vs. Eastern Illinois (11.28.23) | 3-Point Field Goals | 12 by Kentucky (11.14.23) | 4 by Wichita State (12.30.23) |
| 27 vs. Wichita State (12.30.23) | 10 vs. Missouri (12.9.23) | 3-Point Field Goal Attempts | 38 by Kentucky (11.14.23) | 16 by Indiana (12.16.23) |
| 64.3 (9-14) vs. UConn (12.1.23) | 21.1 (4-19) vs. Chaminade (11.20.23) | 3-Point Field Goal Percentage | 40.9 (9-22) by Eastern Illinois (11.28.23) | 19.4 (6-31) by Chaminade (11.20.23) |
| 27 vs. Kentucky (11.14.23) | 6 at UCF (1.10.24) | Free Throws Made | 22 by Kentucky (11.14.23) | 6 by Yale (12.22.23) |
| 36 vs. Kentucky (11.14.23) | 10 vs. North Carolina Central (11.6.23) | Free Throw Attempts | 30 by Kentucky (11.14.23) | 8 by Tennessee (11.22.23) 8 by Yale (12.22.23) |
| 100.0 (12-12) vs. Yale (12.22.23) | 50.0 (11-22) vs. Tennessee (11.22.23) | Free Throw Percentage | 87.5 (7-8) by Tennessee (11.22.23) | 50.0 (7-14) by Wichita State (12.30.23) |
| 16 vs. TCU (1.6.24) | 4 vs. North Carolina Central (11.6.23) | Offensive Rebounds | 15 by Kentucky (11.14.23) | 7 2x, last by Wichita State (12.30.23) |
| 40 vs. Tennessee (11.22.23) | 22 vs. Yale (12.22.23) | Defensive Rebounds | 31 by Wichita State (12.30.23) | 14 by North Carolina Central (11.6.23) |
| 48 vs. Wichita State (12.30.23) | 31 vs. UConn (12.1.23) | Rebounds | 42 by Kentucky (11.14.23) | 23 by North Carolina Central (11.6.23) |
| 23 vs. Kentucky (11.14.23) | 9 vs. Tennessee (11.22.23) | Fouls | 22 by Kentucky (11.14.23) | 10 by Yale (12.22.23) |
| 1 vs. Kentucky (11.14.23) | 1 vs. Kentucky (11.14.23) | DQs | 2 by Eastern Illinois (11.28.23) | 1 by Indiana (12.16.23) |
| 34 vs. North Carolina Central (11.6.23) | 13 vs. UConn (12.1.23) | Assists | 17 by TCU (1.6.24) | 7 by North Carolina Central (11.6.23) |
| 18, 3x last at UCF (1.10.24) | 7 vs. Kansas City (12.5.23) | Turnovers | 18 by Manhattan College (11.10.23) | 6 by Tennessee (11.22.23) |
| 11 vs. Eastern Illinois (11.28.23) | 2, 5x last at UCF (1.10.24) | Blocked Shots | 7 by UCF (1.10.24) | 1, 4x last by Kansas City (12.5.23) |
| 11 vs. Kansas City (12.5.23) | 4 vs. UConn (12.1.23) | Steals | 16 by TCU (1.6.24) | 3 by Kansas City (12.5.23) |
| 11 Eastern Illinois (11.28.23) | 4 vs. North Carolina Central (11.6.23) | | | 3 by UConn (12.1.23) |

2023-24 INDIVIDUAL LEADERS GAME-BY-GAME

| OPPONENT | SCORE | W/L | POINTS | REBOUNDS | ASSISTS | STEALS | BLOCKED SHOTS |
|-------------------------------|-------|-----|-----------------------|------------------------|---|------------------------------------|--------------------------------------|
| NORTH CAROLINA CENTRAL (11/6) | 99-56 | W | 22-Kevin McCullar Jr. | 8-Hunter Dickinson | 10-Dajuan Harris | 1-Adams, Dickinson, Harris, Furphy | 2-Hunter Dickinson |
| MANHATTAN COLLEGE (11/10) | 99-61 | W | 18-Hunter Dickinson | 8-Hunter Dickinson | 9-Elmarko Jackson | 2-Kevin McCullar Jr. | 3-Parker Braun |
| vs. Kentucky (11/14) | 89-84 | W | 27-Hunter Dickinson | 21-Hunter Dickinson | 10-Kevin McCullar Jr. | 3-Hunter Dickinson | 1-Adams, Harris, McCullar, Braun |
| vs. Chamaine (11/20) | 83-56 | W | 31-Hunter Dickinson | 11-Dickinson, McCullar | 10-Kevin McCullar Jr. | 3-Kevin McCullar Jr. | 2-Kevin McCullar Jr. |
| vs. Marquette (11/21) | 59-73 | L | 24-Kevin McCullar Jr. | 8-Dickinson, McCullar | 3-Adams, McCullar, Dickinson, Harris, Jackson | 2-Dickinson, Harris | 1-Dickinson, McCullar |
| vs. Tennessee (11/22) | 69-60 | W | 17-Hunter Dickinson | 20-Hunter Dickinson | 8-Dajuan Harris Jr. | 2-Parker Braun | 1-Braun, McDowell, Dickinson |
| EASTERN ILLINOIS (11/28) | 71-63 | W | 25-Hunter Dickinson | 13-Hunter Dickinson | 9-Dajuan Harris Jr. | 3-Elmarko Jackson | 3-Hunter Dickinson |
| UCONN (12/1) | 69-65 | W | 21-Kevin McCullar Jr. | 9-Hunter Dickinson | 6-Dajuan Harris Jr. | 1-Adams, Harris, Jackson, McCullar | 4-Hunter Dickinson |
| KANSAS CITY (12/5) | 88-69 | W | 25-Kevin McCullar Jr. | 12-Hunter Dickinson | 7-Dajuan Harris Jr. | 4-KJ Adams Jr. | 1-Dickinson, Furphy, McCullar |
| MISSOURI (12/9) | 73-64 | W | 17-McCullar, Adams | 16-Hunter Dickinson | 5-Harris, Adams | 3-Kevin McCullar Jr. | 2-Parker Braun |
| at Indiana (12/16) | 75-71 | W | 21-Kevin McCullar Jr. | 14-Hunter Dickinson | 5-Dajuan Harris Jr. | 3-Kevin McCullar Jr. | 1-Adams, Dickinson, McCullar, Furphy |
| YALE (12/22) | 75-60 | W | 34-Kevin McCullar Jr. | 10-Hunter Dickinson | 6-Dajuan Harris Jr. | 4-Dajuan Harris Jr. | 2-Hunter Dickinson |
| vs. Wichita State (12/30) | 86-67 | W | 22-Hunter Dickinson | 13-Hunter Dickinson | 9-Dajuan Harris Jr. | 3-Hunter Dickinson | 1-Dickinson, Braun |
| TCU (1/6) | 83-81 | W | 30-Hunter Dickinson | 11-Hunter Dickinson | 8-Dajuan Harris Jr. | 2-KJ Adams Jr. | 1-Furphy, Braun |
| at UCF (1/10) | 60-65 | L | 16-Kevin McCullar Jr. | 7-KJ Adams Jr. | 8-Dajuan Harris Jr. | 2-Hunter Dickinson | 1-Braun, Adams |

2023-24 LEAD/DEFICIT BREAKDOWN GAME-BY-GAME

| Opponent | FIRST HALF SCORE | | | SECOND HALF SCORE | | | FINAL SCORE | | | LARGEST | | TIMES TIED | LEAD CHANGES | TIME LED MIN. (40 max) |
|-------------------------------|------------------|-------------|-------------|-------------------|-------------|--------------|-------------|-------------|--------------|---------|---------|------------|--------------|------------------------|
| | KU | OPP | MARGIN | KU | OPP | MARGIN | KU | OPP | MARGIN | LEAD | DEFICIT | | | |
| NORTH CAROLINA CENTRAL (11/6) | 59 | 18 | +41 | 40 | 38 | +2 | 99 | 56 | +43 | 55 | 0 | 0 | 0 | 39:37 |
| MANHATTAN COLLEGE (11/10) | 44 | 19 | +25 | 55 | 42 | +13 | 99 | 61 | +38 | 43 | 0 | 0 | 0 | 39:30 |
| vs. Kentucky (11/14) | 41 | 48 | (7) | 48 | 36 | +12 | 89 | 84 | +5 | 9 | 14 | 8 | 10 | 15:29 |
| vs. Chamaine (11/20) | 39 | 27 | +12 | 44 | 29 | +15 | 83 | 56 | +27 | 27 | 0 | 0 | 0 | 39:42 |
| vs. Marquette (11/21) | 28 | 38 | (10) | 31 | 35 | (4) | 59 | 73 | (14) | 2 | 17 | 2 | 1 | 00:22 |
| vs. Tennessee (11/22) | 35 | 35 | 0 | 34 | 25 | +9 | 69 | 60 | +9 | 11 | 7 | 7 | 8 | 08:31 |
| EASTERN ILLINOIS (11/28) | 38 | 25 | +13 | 33 | 38 | (5) | 71 | 63 | +8 | 17 | 0 | 0 | 0 | 39:47 |
| UCONN (12/1) | 38 | 31 | +7 | 31 | 34 | (3) | 69 | 65 | +4 | 12 | 5 | 1 | 2 | 33:45 |
| KANSAS CITY (12/5) | 44 | 30 | +14 | 44 | 39 | +5 | 88 | 69 | +19 | 22 | 2 | 1 | 1 | 37:49 |
| MISSOURI (12/9) | 41 | 29 | +11 | 32 | 35 | (3) | 73 | 64 | +9 | 18 | 9 | 1 | 2 | 24:30 |
| at Indiana (12/16) | 32 | 40 | (8) | 43 | 31 | +12 | 75 | 71 | +4 | 5 | 13 | 1 | 3 | 04:15 |
| YALE (12/22) | 32 | 33 | (1) | 43 | 27 | +16 | 75 | 60 | +15 | 18 | 11 | 3 | 9 | 15:00 |
| vs. Wichita State (12/30) | 43 | 27 | +16 | 43 | 40 | +3 | 86 | 67 | +19 | 28 | 0 | 2 | 0 | 38:25 |
| TCU (1/6) | 41 | 40 | +1 | 42 | 41 | +1 | 83 | 81 | +2 | 6 | 5 | 11 | 26 | 24:09 |
| at UCF (1/10) | 37 | 29 | +8 | 23 | 36 | (13) | 60 | 65 | (5) | 16 | 7 | 3 | 4 | 21:59 |
| TOTALS | 592 | 469 | +123 | 586 | 526 | +60 | 1,178 | 995 | +183 | | | | | |
| GM - OVERALL | 39.5 | 31.3 | +8.2 | 39.1 | 35.1 | +4.0 | 78.5 | 66.3 | +12.2 | | | | | |
| CONFERENCE TOTALS | 78 | 69 | +9 | 65 | 77 | (12) | 143 | 146 | (3) | | | | | |
| AVG/GM - CONFERENCE | 39.0 | 34.5 | +4.5 | 32.5 | 38.5 | (6.0) | 71.5 | 73.0 | (1.5) | | | | | |

2023-24 SPECIALTY SCORING STATS

| Opponent | PAINT | | | OFF TURNOVERS | | | 2ND CHANCE | | | FAST BREAK | | | BENCH | | |
|-------------------------------|-------------|-------------|--------------|---------------|-------------|---------------|-------------|-------------|--------------|-------------|-------------|-------------|-------------|-------------|--------------|
| | KU | OPP | MARGIN | KU | OPP | MARGIN | KU | OPP | MARGIN | KU | OPP | MARGIN | KU | OPP | MARGIN |
| NORTH CAROLINA CENTRAL (11/6) | 48 | 20 | +28 | 13 | 10 | +3 | 5 | 11 | (6) | 22 | 7 | +15 | 36 | 31 | +5 |
| MANHATTAN COLLEGE (11/10) | 50 | 20 | +30 | 22 | 19 | +3 | 11 | 7 | +4 | 14 | 6 | +8 | 41 | 21 | +20 |
| vs. Kentucky (11/14) | 42 | 24 | +18 | 12 | 14 | (2) | 14 | 19 | (5) | 13 | 13 | 0 | 4 | 31 | (27) |
| vs. Chamaine (11/20) | 58 | 22 | +36 | 19 | 10 | +9 | 5 | 2 | +3 | 27 | 6 | +21 | 12 | 6 | +6 |
| vs. Marquette (11/21) | 26 | 46 | (20) | 9 | 20 | (11) | 9 | 10 | (1) | 6 | 7 | (1) | 15 | 27 | (12) |
| vs. Tennessee (11/22) | 40 | 26 | +14 | 5 | 17 | (12) | 7 | 7 | 0 | 6 | 14 | (8) | 16 | 14 | +2 |
| EASTERN ILLINOIS (11/28) | 44 | 14 | +30 | 22 | 16 | +6 | 10 | 13 | (3) | 8 | 5 | +3 | 12 | 23 | (11) |
| UCONN (12/1) | 20 | 22 | (2) | 12 | 11 | +1 | 6 | 10 | (4) | 12 | 8 | +4 | 6 | 7 | (1) |
| KANSAS CITY (12/5) | 42 | 22 | +20 | 18 | 9 | +9 | 10 | 9 | +1 | 21 | 10 | +11 | 18 | 12 | +6 |
| MISSOURI (12/9) | 42 | 28 | +14 | 13 | 9 | +4 | 17 | 0 | +17 | 10 | 5 | +5 | 7 | 11 | (4) |
| at Indiana (12/16) | 36 | 36 | 0 | 12 | 9 | +3 | 10 | 12 | (2) | 9 | 14 | (5) | 6 | 3 | +3 |
| YALE (12/22) | 28 | 30 | (2) | 23 | 7 | +16 | 11 | 6 | +5 | 19 | 9 | +10 | 15 | 9 | +6 |
| vs. Wichita State (12/30) | 44 | 36 | +8 | 15 | 6 | +9 | 10 | 7 | +3 | 14 | 7 | +7 | 17 | 24 | (7) |
| TCU (1/6) | 42 | 30 | +12 | 8 | 22 | (14) | 15 | 15 | 0 | 10 | 14 | (4) | 9 | 18 | (9) |
| at UCF (1/10) | 32 | 26 | +6 | 12 | 18 | (6) | 12 | 15 | (3) | 13 | 6 | +7 | 17 | 8 | +9 |
| TOTALS | 594 | 402 | +192 | 215 | 197 | +18 | 152 | 143 | +9 | 204 | 131 | +73 | 231 | 245 | (14) |
| AVG/GM - OVERALL | 39.6 | 26.8 | +12.8 | 14.3 | 13.1 | +1.2 | 10.1 | 9.5 | +0.6 | 13.6 | 8.7 | +4.9 | 15.4 | 16.3 | (0.9) |
| CONFERENCE TOTALS | 74 | 56 | +18 | 20 | 40 | (20) | 27 | 30 | (3) | 23 | 20 | +3 | 26 | 26 | 0 |
| AVG/GM - CONFERENCE | 37.0 | 28.0 | +9.0 | 10.0 | 20.0 | (10.0) | 13.5 | 15.0 | (1.5) | 11.5 | 10.0 | +1.5 | 13.0 | 13.0 | 0.0 |

KANSAS' RECORD WHEN...

| | 2023-24 |
|---|---------|
| Leading At Half..... | 9-1 |
| Trailing At Half..... | 3-1 |
| Tied At Half..... | 1-0 |
| | |
| Leading With 5:00 Remaining in Regulation..... | 11-0 |
| Trailing With 5:00 Remaining in Regulation..... | 1-2 |
| Tied With 5:00 Remaining in Regulation..... | 1-0 |
| In Overtime..... | - |
| | |
| Kansas Outrebounds Opponent..... | 10-1 |
| Kansas Is Outrebounded..... | 3-1 |
| Kansas Is Tied in Rebounds..... | - |
| | |
| Kansas Commits More Turnovers..... | 7-2 |
| Opponent Commits More Turnovers..... | 5-0 |
| Kansas Is Tied in Turnovers..... | 1-0 |
| | |
| Kansas Has More Free Throw Attempts..... | 12-1 |
| Opponent Has More Free Throw Attempts..... | 1-1 |
| Kansas is Tied in Free Throw Attempts..... | - |
| | |
| Kansas Shoots 50% or Better..... | 8-1 |
| Kansas Shoots Less Than 50%..... | 5-1 |
| | |
| Opponent Shoots 50% or Better..... | - |
| Opponent Shoots Less Than 50%..... | 13-2 |
| | |
| Kansas Shoots Better Than Opponent..... | 12-1 |
| Opponent Shoots Better Than Kansas..... | 1-1 |
| Kansas and Opponent Tied in FG%..... | - |
| | |
| Kansas Bench Outscores Opponent Bench..... | 7-1 |
| Opponent Bench Outscores Kansas Bench..... | 6-1 |
| Kansas is Tied in Bench Points..... | - |
| | |
| Kansas Scores Between 0-59..... | 0-1 |
| Kansas Scores Between 60-69..... | 2-1 |
| Kansas Scores Between 70-79..... | 4-0 |
| Kansas Scores Between 80-89..... | 5-0 |
| Kansas Scores Between 90-99..... | 2-0 |
| Kansas Scores 100 or More..... | - |
| | |
| Opponent Scores Between 0-59..... | 2-0 |
| Opponent Scores Between 60-69..... | 8-1 |
| Opponent Scores Between 70-79..... | 1-1 |
| Opponent Scores Between 80-89..... | 2-0 |
| Opponent Scores 90 or More..... | - |
| | |
| On Mondays..... | 2-0 |
| On Tuesdays..... | 3-1 |
| On Wednesdays..... | 1-1 |
| On Thursdays..... | - |
| On Fridays..... | 3-0 |
| On Saturdays..... | 4-0 |
| On Sundays..... | - |
| | |
| In November..... | 6-1 |
| In December..... | 6-0 |
| In January..... | 1-1 |
| In February..... | - |
| In March..... | - |
| In April..... | - |
| | |
| On CBS..... | 2-0 |
| On ESPN..... | 3-1 |
| On ESPN2..... | 3-0 |
| On ESPNU..... | - |
| On Big 12 NOW on ESPN+..... | 5-1 |

MISCELLANEOUS STREAKS

| | |
|--|---|
| Kansas' All-Time Record..... | 2,383-887 |
| Consecutive games with a 3-point field goal..... | 303 |
| Consecutive games opponent under 100 points..... | 119 |
| Number of 100-point games in Kansas history..... | 119 |
| Number of 100-point games in Bill Self era..... | 28 |
| KU's All-Time Overtime Record..... | 74-59 |
| KU's last OT game..... | 1/17/2023 (at Kansas State 83, Kansas 82) |
| Consecutive Allen Fieldhouse Sellouts (includes pandemic)..... | 360 |

| ATTENDANCE | G | TOTAL | AVERAGE |
|-------------------------------|---|---------|---------|
| *Home (Allen Fieldhouse)..... | 8 | 130,400 | 16,300 |
| Away..... | 2 | 26,691 | 13,345 |
| Neutral..... | 5 | 73,102 | 14,620 |

2023-24 MISCELLANEOUS STATS

STARTING LINEUPS (2)

| (W-L) | 1 | 2 | 3 | 4 | 5 |
|-------|------------|---------|--------------|-----------|-----------|
| 12-2 | Harris Jr. | Jackson | McCullar Jr. | Adams Jr. | Dickinson |
| 1-0 | Harris Jr. | Jackson | McCullar Jr. | Furphy | Dickinson |

WIN/LOSS MARGIN

| | 1 | 2 | 3 | 4 | 5 | 6 | 7 | 8 | 9 | 10 | 11-15 | 16-29 | 30+ |
|--------|---|---|---|---|---|---|---|---|---|----|-------|-------|-----|
| Wins | - | 1 | - | 2 | 1 | - | - | 1 | 2 | - | 1 | 3 | 2 |
| Losses | - | - | - | - | 1 | - | - | - | - | - | 1 | - | - |

VIOLATIONS/TECHNICAL FOULS

| | 3-Seconds | 5-Seconds | 10-Seconds | Shot Clock Exp. | Lane Viol. | Technicals | Goaltending |
|----------|-----------|-----------|------------|-----------------|------------|------------|-------------|
| Kansas | - | - | - | 2 | - | 2 | 5 |
| Opponent | - | 1 | - | 9 | - | 1 | 3 |

LEADS AND DEFICITS

| | |
|--------------------------------------|---|
| KU's Biggest Halftime Lead | 41 (59-18) vs. North Carolina Central (11.6.23) |
| KU's Biggest Halftime Lead Blown | 8 (37-29) at UCF (1.10.24) |
| KU's Biggest Halftime Deficit | 10 (28-38) vs. Marquette (11.21.23) |
| KU's Biggest Halftime Deficit Erased | 8 (32-40) vs. Indiana (12.16.23) |
| KU's Biggest Overall Lead | 55 (95-40) vs. North Carolina Central (11.6.23) |
| KU's Biggest Win Total | 43 (99-56) vs. North Carolina Central (11.6.23) |
| KU's Biggest Loss Total | 14 (59-73) vs. Marquette (11.21.23) |
| KU's Biggest Lead Blown | 16 at UCF (1.10.24) |
| KU's Biggest Overall Deficit | 17 vs. Marquette (11.21.23) |
| KU's Biggest Deficit Overcome | 14 (44-58) vs. Kentucky (11.14.23) |

JUMP BALLS CONTROLLED (INCLUDES OT)

| | |
|-----------|----|
| Kansas | 11 |
| Opponents | 3 |

DOUBLE-FIGURE SCORING

| | |
|--------------------|----|
| Kevin McCullar Jr. | 14 |
| Hunter Dickinson | 13 |
| KJ Adams Jr. | 10 |
| Dajuan Harris Jr. | 4 |
| Johnny Furphy | 2 |
| Nicolas Timberlake | 2 |
| Elmarko Jackson | 2 |
| Parker Braun | 1 |
| Lay-In/Lay-Up | 5 |
| Dunk | 1 |
| Alley-Oop | - |
| Follow | - |

TRIPLE-DOUBLES

| | |
|--------------------|---|
| Kevin McCullar Jr. | 2 |
|--------------------|---|

HOW KU SCORED FIRST POINTS

| | |
|---------------|---|
| 3-Pointer | 2 |
| Jump Shot | 4 |
| Free Throw | 2 |
| Lay-In/Lay-Up | 5 |
| Dunk | 1 |
| Alley-Oop | - |
| Follow | - |

20-PLUS POINT GAMES

| | |
|--------------------|---|
| Kevin McCullar Jr. | 8 |
| Hunter Dickinson | 5 |
| Dajuan Harris Jr. | 1 |

DOUBLE-FIGURE REBOUNDING

| | |
|--------------------|----|
| Hunter Dickinson | 10 |
| Kevin McCullar Jr. | 2 |
| KJ Adams Jr. | 2 |

30-PLUS POINT GAMES

| | |
|--------------------|---|
| Hunter Dickinson | 2 |
| Kevin McCullar Jr. | 1 |

WHO SCORED KU'S FIRST POINTS

| | |
|--------------------|---|
| Hunter Dickinson | 8 |
| KJ Adams Jr. | 3 |
| Dajuan Harris Jr. | 1 |
| Kevin McCullar Jr. | 1 |
| Elmarko Jackson | 1 |

DOUBLE-DOUBLES

| | |
|--------------------|---|
| Hunter Dickinson | 9 |
| Kevin McCullar Jr. | 2 |
| KJ Adams Jr. | 1 |

FIRST PLAYER OFF THE BENCH (sometimes multiple players)

| | |
|--------------------|---|
| Johnny Furphy | 9 |
| Nicolas Timberlake | 5 |
| Parker Braun | 4 |

INDIVIDUAL MISCELLANEOUS STATISTICS (*HUSTLE PLAYS)

| NO. - PLAYER | *FLOOR BURNS | DUNKS | CHARGES DRAWN | FT-FTA (LAST 5:00/OT) |
|---------------------|--------------|-----------|---------------|-----------------------|
| 1-Dickinson..... | 22 | 10 | 1 | 10-11 |
| 3-Harris Jr..... | 15 | - | 3 | 10-13 |
| 4-Cross..... | - | - | - | - |
| 5-Carter..... | - | - | - | - |
| 10-Furphy..... | 8 | 2 | 1 | - |
| 11-McDowell..... | 9 | - | - | 3-4 |
| 12-Evers..... | - | - | - | - |
| 13-Jackson..... | 6 | 2 | 1 | 8-10 |
| 14-Cassidy..... | - | - | - | - |
| 15-McCullar Jr..... | 19 | 8 | - | 7-9 |
| 20-Jankovich..... | 1 | - | - | - |
| 22-Wilhite..... | - | - | - | 0-2 |
| 23-Braun..... | 5 | 7 | - | 1-2 |
| 24-Adams Jr..... | 29 | 29 | - | 14-21 |
| 25-Timberlake..... | 8 | 1 | - | - |
| 41-Clemence..... | - | - | - | - |
| TOTALS | 122 | 59 | 6 | 53-72 (73.6%) |
| OPPONENTS | 88 | 21 | 4 | 36-48 (75.0%) |

BOX SCORES

1 AT #1/1 KANSAS 99, NORTH CAROLINA CENTRAL 56
Nov. 6, 2023 | Lawrence, Kan. | Allen Fieldhouse (16,300)

| N.C. Central - 56 | | | | | | | | | | | | | Record: 0-1 | | | | | | | | | | | | | | | | | | |
|-------------------|--------------------|---------|------|-------|-----|----------|-------|-----|----|----|----|--------|-------------|---|---|-----|-----|-----|--|--|--|--|--|--|--|--|--|--|--|--|--|
| NO. | Name | Min | FG | 3P | FT | Rebounds | Fouls | TP | AS | TO | ST | Blocks | +/- | | | | | | | | | | | | | | | | | | |
| | | | M/A | M/A | M/A | OR | DR | TOT | PF | FD | | BS | BA | | | | | | | | | | | | | | | | | | |
| 13 | Emmanuel Izunabor | C 21:39 | 3-6 | 0-0 | 1-3 | 3 | 1 | 4 | 1 | 2 | 7 | 0 | 0 | 1 | 0 | 0 | 0 | -32 | | | | | | | | | | | | | |
| 0 | Fred Cleveland Jr. | G 24:53 | 2-12 | 0-7 | 2-2 | 1 | 3 | 4 | 1 | 3 | 6 | 3 | 4 | 0 | 0 | 2 | 1 | -19 | | | | | | | | | | | | | |
| 11 | Keishon Porter | G 24:48 | 0-3 | 0-1 | 0-0 | 2 | 0 | 2 | 3 | 0 | 0 | 0 | 0 | 3 | 1 | 0 | -40 | | | | | | | | | | | | | | |
| 31 | Cobey Harraway | G 24:17 | 1-4 | 0-3 | 0-2 | 0 | 0 | 0 | 1 | 1 | 2 | 0 | 0 | 0 | 0 | 0 | -20 | | | | | | | | | | | | | | |
| 35 | PoBoigh King | G 32:19 | 3-9 | 2-5 | 2-3 | 1 | 0 | 1 | 1 | 1 | 10 | 1 | 2 | 1 | 0 | 0 | -50 | | | | | | | | | | | | | | |
| 10 | Devin Gordon | 10:59 | 0-1 | 0-1 | 0-0 | 0 | 0 | 0 | 1 | 1 | 0 | 1 | 0 | 0 | 0 | 0 | -20 | | | | | | | | | | | | | | |
| 12 | Perry Smith Jr. | 18:21 | 3-4 | 0-0 | 2-4 | 2 | 3 | 5 | 2 | 2 | 8 | 0 | 0 | 0 | 0 | 0 | -11 | | | | | | | | | | | | | | |
| 52 | Ja'Darius Harris | 22:47 | 4-11 | 2-3 | 2-2 | 0 | 0 | 0 | 1 | 2 | 12 | 1 | 2 | 1 | 1 | 1 | -28 | | | | | | | | | | | | | | |
| 1 | Guy Fauntleroy | 06:21 | 0-2 | 0-1 | 0-0 | 0 | 1 | 1 | 1 | 0 | 0 | 1 | 0 | 0 | 0 | 0 | -12 | | | | | | | | | | | | | | |
| 30 | Josh Smith | 11:26 | 4-5 | 2-2 | 1-2 | 0 | 4 | 4 | 1 | 1 | 11 | 0 | 0 | 0 | 0 | 0 | 9 | | | | | | | | | | | | | | |
| 3 | Terrence Crawford | 01:05 | 0-0 | 0-0 | 0-0 | 0 | 0 | 0 | 0 | 0 | 0 | 0 | 0 | 0 | 0 | 0 | 4 | | | | | | | | | | | | | | |
| 5 | Timmy Adedire | 01:05 | 0-0 | 0-0 | 0-0 | 0 | 0 | 0 | 0 | 0 | 0 | 0 | 0 | 0 | 0 | 0 | 4 | | | | | | | | | | | | | | |
| Team | | | | | | 0 | 2 | 2 | | | 0 | | | | | | -43 | | | | | | | | | | | | | | |
| Totals | | 20:57 | 6:23 | 10:18 | 9 | 14 | 23 | 13 | 13 | 56 | 7 | 9 | 7 | 1 | 3 | -43 | | | | | | | | | | | | | | | |

| Shooting By Period | |
|--------------------|-------------|
| 1st FG% | 7-30 23.3% |
| 3PT% | 2-12 16.7% |
| FT% | 2-4 50% |
| 2nd FG% | 13-27 48.1% |
| 3PT% | 4-11 36.4% |
| FT% | 8-14 57.1% |
| GM FG% | 20-57 35.1% |
| 3PT% | 6-23 26.1% |
| FT% | 10-18 55.6% |

Dead Ball Rebounds: 3, 0

Technical Fouls: NONE

| Kansas - 99 | | | | | | | | | | | | | Record: 1-0 | | | | | | | | | | | | | | | | | |
|-------------|--------------------|---------|-------|------|-----|----------|-------|-----|----|----|----|--------|-------------|---|---|----|-----|--|--|--|--|--|--|--|--|--|--|--|--|--|
| NO. | Name | Min | FG | 3P | FT | Rebounds | Fouls | TP | AS | TO | ST | Blocks | +/- | | | | | | | | | | | | | | | | | |
| | | | M/A | M/A | M/A | OR | DR | TOT | PF | FD | | BS | BA | | | | | | | | | | | | | | | | | |
| 24 | KJ Adams, Jr. | F 22:49 | 6-8 | 0-0 | 0-0 | 0 | 5 | 5 | 1 | 3 | 12 | 2 | 1 | 1 | 0 | 0 | 34 | | | | | | | | | | | | | |
| 1 | Hunter Dickinson | C 23:40 | 8-9 | 3-3 | 2-2 | 2 | 6 | 8 | 1 | 21 | 5 | 0 | 1 | 2 | 0 | 0 | 37 | | | | | | | | | | | | | |
| 3 | Dajuan Harris Jr. | G 24:43 | 0-0 | 0-0 | 0-0 | 0 | 4 | 4 | 1 | 1 | 0 | 10 | 2 | 1 | 0 | 0 | 33 | | | | | | | | | | | | | |
| 13 | Elmarko Jackson | G 21:17 | 3-5 | 0-1 | 2-2 | 0 | 1 | 1 | 3 | 2 | 8 | 5 | 1 | 0 | 0 | 1 | 31 | | | | | | | | | | | | | |
| 15 | Kevin McCullar Jr. | G 23:56 | 8-12 | 4-7 | 2-2 | 0 | 6 | 6 | 0 | 1 | 22 | 5 | 2 | 0 | 0 | 0 | 39 | | | | | | | | | | | | | |
| 25 | Nicolas Timberlake | 20:22 | 4-5 | 3-4 | 2-2 | 0 | 0 | 0 | 1 | 13 | 1 | 1 | 0 | 0 | 0 | 0 | 39 | | | | | | | | | | | | | |
| 10 | Johnny Furphy | 16:58 | 2-4 | 2-4 | 0-0 | 1 | 4 | 5 | 1 | 6 | 2 | 0 | 1 | 0 | 0 | 0 | 29 | | | | | | | | | | | | | |
| 23 | Parker Braun | 20:37 | 5-6 | 0-1 | 0-0 | 0 | 5 | 5 | 1 | 0 | 10 | 3 | 1 | 0 | 1 | 0 | 15 | | | | | | | | | | | | | |
| 20 | Michael Jankovich | 08:09 | 2-3 | 1-2 | 0-0 | 1 | 1 | 1 | 0 | 5 | 0 | 1 | 0 | 0 | 0 | 0 | -8 | | | | | | | | | | | | | |
| 12 | Wilder Evers | 07:41 | 1-1 | 0-0 | 0-0 | 0 | 0 | 0 | 1 | 2 | 1 | 0 | 0 | 0 | 0 | 0 | -10 | | | | | | | | | | | | | |
| 14 | Patrick Cassidy | 04:54 | 0-2 | 0-1 | 0-0 | 0 | 0 | 0 | 1 | 1 | 0 | 0 | 0 | 0 | 0 | 0 | -12 | | | | | | | | | | | | | |
| 22 | Dillon White | 04:54 | 0-1 | 0-0 | 0-2 | 0 | 1 | 1 | 2 | 1 | 0 | 0 | 1 | 0 | 0 | 0 | -12 | | | | | | | | | | | | | |
| Team | | | | | | 1 | 0 | 1 | | | 0 | | | | | | -12 | | | | | | | | | | | | | |
| Totals | | 39:56 | 13:23 | 8:10 | 4 | 33 | 37 | 13 | 13 | 99 | 34 | 10 | 4 | 3 | 1 | 43 | | | | | | | | | | | | | | |

| Shooting By Period | |
|--------------------|-------------|
| 1st FG% | 22-28 78.6% |
| 3PT% | 9-12 75.0% |
| FT% | 6-6 100% |
| 2nd FG% | 17-28 60.7% |
| 3PT% | 4-11 36.4% |
| FT% | 2-4 50% |
| GM FG% | 39-56 69.6% |
| 3PT% | 13-23 56.5% |
| FT% | 8-10 80.0% |

Dead Ball Rebounds: 1, 0

Technical Fouls: NONE

| NCC | | KAN | | Points from | | NCC | | KAN | | Period by Period Scoring | | |
|------------------|---------------|---------------|---------------|-------------|----|-----|-----|-----|-----|--------------------------|----|----|
| Biggest lead | 0 (1st 20:00) | 55 (2nd 5:03) | Turnovers | 10 | 13 | 1st | 2nd | TOT | NCC | 18 | 38 | 56 |
| Best Scoring Run | 10 (2nd 0:20) | 13 (1st 8:49) | Paint | 20 | 48 | KAN | 59 | 40 | 99 | | | |
| Lead Changes | 0 | 0 | Second Chance | 11 | 5 | | | | | | | |
| Times Tied | 0 | 0 | Fast Breaks | 7 | 22 | | | | | | | |
| Time with Lead | 00:00 | 39:37 | Bench | 31 | 36 | | | | | | | |

2 AT #1/1 KANSAS 99, MANHATTAN COLLEGE 61
Nov. 10, 2023 | Lawrence, Kan. | Allen Fieldhouse (16,300)

| Manhattan - 61 | | | | | | | | | | | | | Record: 1-1 | | | | | | | | | | | | | | | | | |
|----------------|--------------------|---------|------|------|-----|----------|-------|-----|----|----|----|--------|-------------|---|---|-----|-----|--|--|--|--|--|--|--|--|--|--|--|--|--|
| NO. | Name | Min | FG | 3P | FT | Rebounds | Fouls | TP | AS | TO | ST | Blocks | +/- | | | | | | | | | | | | | | | | | |
| | | | M/A | M/A | M/A | OR | DR | TOT | PF | FD | | BS | BA | | | | | | | | | | | | | | | | | |
| 23 | Daniel Rouzan | F 22:41 | 2-6 | 0-0 | 0-1 | 3 | 0 | 3 | 2 | 2 | 4 | 0 | 3 | 0 | 1 | 2 | -32 | | | | | | | | | | | | | |
| 0 | Seydou Traore | G 30:19 | 6-13 | 0-4 | 4-4 | 2 | 6 | 8 | 1 | 4 | 16 | 1 | 1 | 3 | 0 | 1 | -28 | | | | | | | | | | | | | |
| 2 | Jaden Winston | G 19:45 | 0-5 | 0-3 | 0-0 | 0 | 2 | 2 | 4 | 1 | 0 | 1 | 2 | 0 | 0 | 1 | -24 | | | | | | | | | | | | | |
| 3 | Perry Cowan | G 16:04 | 3-8 | 3-5 | 0-0 | 0 | 2 | 2 | 1 | 0 | 9 | 0 | 1 | 1 | 0 | 0 | -19 | | | | | | | | | | | | | |
| 4 | Brett Rumpel | G 33:14 | 5-11 | 0-1 | 1-2 | 0 | 5 | 5 | 2 | 3 | 11 | 2 | 4 | 0 | 0 | 3 | -34 | | | | | | | | | | | | | |
| 1 | Shaquil Bender | 18:02 | 0-5 | 0-1 | 1-2 | 0 | 0 | 0 | 2 | 2 | 1 | 1 | 0 | 0 | 0 | 1 | -20 | | | | | | | | | | | | | |
| 24 | Xinyi Li | 13:16 | 2-5 | 1-2 | 0-0 | 1 | 1 | 2 | 1 | 1 | 5 | 1 | 2 | 0 | 0 | 1 | -14 | | | | | | | | | | | | | |
| 10 | Rokas Jocy | 23:24 | 2-7 | 1-5 | 0-0 | 0 | 0 | 0 | 1 | 0 | 5 | 1 | 1 | 0 | 0 | 0 | -20 | | | | | | | | | | | | | |
| 11 | Briggs McClain | 04:08 | 0-1 | 0-0 | 0-0 | 0 | 0 | 0 | 0 | 1 | 0 | 0 | 1 | 0 | 0 | 0 | -5 | | | | | | | | | | | | | |
| 14 | Wesley Robinson | 09:03 | 1-3 | 1-2 | 1-2 | 3 | 2 | 5 | 2 | 1 | 4 | 2 | 1 | 1 | 0 | 0 | 2 | | | | | | | | | | | | | |
| 5 | Lorenzo Washington | 02:31 | 0-1 | 0-0 | 0-0 | 0 | 1 | 1 | 0 | 0 | 0 | 1 | 0 | 0 | 0 | 0 | 1 | | | | | | | | | | | | | |
| 22 | Daniel Hackett | 02:31 | 0-1 | 0-1 | 0-0 | 0 | 0 | 0 | 0 | 0 | 0 | 0 | 0 | 0 | 0 | 0 | 1 | | | | | | | | | | | | | |
| 34 | Logan Padgett | 02:31 | 1-1 | 1-1 | 0-0 | 0 | 1 | 1 | 0 | 0 | 3 | 0 | 0 | 0 | 0 | 0 | 1 | | | | | | | | | | | | | |
| 55 | Raziel Hayun | 02:31 | 1-1 | 1-1 | 0-0 | 0 | 0 | 0 | 0 | 0 | 3 | 0 | 0 | 0 | 0 | 0 | 1 | | | | | | | | | | | | | |
| Team | | | | | | 3 | 0 | 3 | | | 0 | | | | | | 2 | | | | | | | | | | | | | |
| Totals | | 23:68 | 8:26 | 7:11 | 12 | 20 | 32 | 16 | 15 | 61 | 10 | 18 | 5 | 1 | 9 | -38 | | | | | | | | | | | | | | |

| Shooting By Period | |
|--------------------|-------------|
| 1st FG% | 9-33 27.3% |
| 3PT% | 1-8 12.5% |
| FT% | 0-2 0% |
| 2nd FG% | 14-35 40.0% |
| 3PT% | 7-18 38.9% |
| FT% | 7-9 77.8% |
| GM FG% | 23-68 33.8% |
| 3PT% | 8-26 30.8% |
| FT% | 7-11 63.6% |

Dead Ball Rebounds: 3, 0

Technical Fouls: NONE

| Kansas - 99 | | | | | | | | | | | | | Record: 2-0 | | | | | | | | | | | | | | | | | |
|-------------|--------------------|---------|-------|-------|-----|----------|-------|-----|----|----|----|--------|-------------|---|---|----|----|--|--|--|--|--|--|--|--|--|--|--|--|--|
| NO. | Name | Min | FG | 3P | FT | Rebounds | Fouls | TP | AS | TO | ST | Blocks | +/- | | | | | | | | | | | | | | | | | |
| | | | M/A | M/A | M/A | OR | DR | TOT | PF | FD | | BS | BA | | | | | | | | | | | | | | | | | |
| 24 | KJ Adams, Jr. | F 20:47 | 7-8 | 0-0 | 0-0 | 3 | 2 | 5 | 1 | 0 | 14 | 1 | 2 | 1 | 2 | 0 | 23 | | | | | | | | | | | | | |
| 1 | Hunter Dickinson | C 20:25 | 7-14 | 1-1 | 3-4 | 3 | 5 | 8 | 0 | 3 | 18 | 2 | 1 | 1 | 1 | 0 | 25 | | | | | | | | | | | | | |
| 3 | Dajuan Harris Jr. | G 24:16 | 1-4 | 0-2 | 0-0 | 0 | 1 | 1 | 3 | 2 | 7 | 0 | 1 | 1 | 1 | 0 | 28 | | | | | | | | | | | | | |
| 13 | Elmarko Jackson | G 29:03 | 3-6 | 1-3 | 2-2 | 0 | 2 | 2 | 1 | 3 | 9 | 1 | 1 | 1 | 0 | 0 | 34 | | | | | | | | | | | | | |
| 15 | Kevin McCullar Jr. | G 25:40 | 5-9 | 1-5 | 4-4 | 0 | 7 | 7 | 1 | 4 | 15 | 4 | 1 | 2 | 1 | 0 | 31 | | | | | | | | | | | | | |
| 25 | Nicolas Timberlake | 18:46 | 1-4 | 0-3 | 0-0 | 0 | 5 | 5 | 3 | 1 | 2 | 0 | 3 | 0 | 0 | 0 | 18 | | | | | | | | | | | | | |
| 10 | Johnny Furphy | 20:15 | 1-0 | 0-0 | 0-0 | 1 | 2 | 3 | 3 | 0 | 15 | 0 | 2 | 0 | 0 | 0 | 14 | | | | | | | | | | | | | |
| 23 | Parker Braun | 17:04 | 4-4 | 1-1 | 1-2 | 1 | 4 | 5 | 2 | 1 | 10 | 1 | 2 | 0 | 3 | 0 | 14 | | | | | | | | | | | | | |
| 11 | Jamari McDowell | 13:42 | 1-4 | 1-2 | 2-2 | 2 | 4 | 6 | 0 | 1 | 5 | 1 | 1 | 1 | 0 | 0 | 5 | | | | | | | | | | | | | |
| 20 | Michael Jankovich | 07:31 | 2-2 | 2-2 | 0-0 | 0 | 0 | 0 | 0 | 0 | 6 | 0 | 0 | 0 | 0 | 0 | -1 | | | | | | | | | | | | | |
| 22 | Dillon White | 02:31 | 2-2 | 0-0 | 1-2 | 1 | 0 | 1 | 1 | 1 | 3 | 0 | 1 | 0 | 0 | 0 | -1 | | | | | | | | | | | | | |
| Team | | | | | | 0 | 2 | 2 | | | 0 | | | | | | -1 | | | | | | | | | | | | | |
| Totals | | 38:67 | 10:26 | 13:16 | 11 | 34 | 45 | 15 | 16 | 99 | 25 | 14 | 7 | 9 | 1 | 38 | | | | | | | | | | | | | | |

| Shooting By Period | |
|--------------------|-------------|
| 1st FG% | 19-30 60.0% |
| 3PT% | 3-8 37.5% |
| FT% | 5-7 71.4% |
| 2nd FG% | 20-37 54.1% |
| 3PT% | 7-18 38.9% |

BOX SCORES

5 #4/5 MARQUETTE 73, #1/1 KANSAS 59
Nov. 21, 2023 | Honolulu, Hawaii | Stan Sheriff Center (5,257)

| Kansas - 59 | | | | | | | | | | | | | Record: 4-1 | | | | |
|-----------------------|---------|--------|--------|--------|--------------------|-------------|----|----|----|----|------------------|-------------------------|-------------|--|--|--|--|
| NO. Name | Min | FG M-A | 3P M-A | FT M-A | Rebounds OR DR TOT | Fouls PF FD | TP | AS | TO | ST | Blocks BS BA +/- | Shooting By Period | | | | | |
| 24 KJ Adams, Jr. | F 32:38 | 1-4 | 0-0 | 1-2 | 1 1 2 | 1 3 3 | 3 | 2 | 0 | 1 | 0 | 1st FG% 12:26 46.2% | | | | | |
| 1 Hunter Dickinson | C 32:36 | 5-10 | 1-2 | 2-4 | 1 7 8 | 1 1 3 | 3 | 5 | 2 | 1 | 0 | 3PT% 04 0% | | | | | |
| 3 Dajuan Harris Jr. | G 35:32 | 2-8 | 0-3 | 0-0 | 0 3 3 | 0 4 4 | 3 | 2 | 2 | 0 | 0 | 2nd FG% 10:28 35.7% | | | | | |
| 13 Elmarko Jackson | G 20:55 | 0-4 | 0-1 | 0-0 | 1 1 1 | 1 1 1 | 0 | 3 | 2 | 1 | 0 | 3PT% 2-10 20.0% | | | | | |
| 15 Kevin McCullar Jr. | G 37:02 | 9-14 | 2-4 | 4-6 | 3 5 8 | 2 0 2 | 24 | 3 | 6 | 1 | 1 | FT% 9-12 75% | | | | | |
| 10 Johnny Furphy | 12:09 | 2-3 | 1-2 | 0-0 | 2 2 4 | 0 0 0 | 5 | 1 | 0 | 0 | 0 | GMFG% 22:54 40.7% | | | | | |
| 25 Nicolas Timberlake | 11:49 | 1-5 | 1-3 | 2-4 | 0 2 2 | 0 2 2 | 5 | 0 | 0 | 1 | 0 | 3PT% 6-17 35.3% | | | | | |
| 23 Parker Braun | 07:24 | 1-1 | 0-0 | 0-0 | 1 1 1 | 0 0 0 | 2 | 0 | 0 | 0 | 0 | FT% 9-16 56.3% | | | | | |
| 11 Jamari McDowell | 09:55 | 1-5 | 1-2 | 0-0 | 0 0 0 | 2 0 3 | 2 | 0 | 0 | 0 | 0 | Dead Ball Rebounds: 5.0 | | | | | |
| Team | | | | | 3 2 5 | 0 | 0 | 0 | 0 | 0 | 0 | | | | | | |
| Totals | 22:54 | 6-17 | 9-16 | 10 | 24 34 | 13 14 | 59 | 17 | 18 | 7 | 2 | 4 -14 | | | | | |

| Marquette - 73 | | | | | | | | | | | | | Record: 9-0 | | | | |
|-------------------|---------|--------|--------|--------|--------------------|-------------|----|----|----|----|------------------|-------------------------|-------------|--|--|--|--|
| NO. Name | Min | FG M-A | 3P M-A | FT M-A | Rebounds OR DR TOT | Fouls PF FD | TP | AS | TO | ST | Blocks BS BA +/- | Shooting By Period | | | | | |
| 13 Oso Ighodaro | F 34:46 | 9-15 | 0-0 | 3-6 | 4 5 9 | 2 4 2 | 21 | 2 | 1 | 0 | 2 | 1st FG% 16:39 41.0% | | | | | |
| 23 David Joplín | F 22:01 | 1-5 | 0-2 | 0-0 | 0 4 4 | 2 0 2 | 0 | 0 | 0 | 1 | 0 | 3PT% 3-13 23.1% | | | | | |
| 1 Kam Jones | G 28:50 | 4-14 | 2-9 | 0-0 | 0 1 1 | 1 0 10 | 3 | 1 | 0 | 0 | 1 | FT% 3-6 50% | | | | | |
| 4 Stevie Mitchell | G 26:50 | 3-7 | 1-5 | 0-0 | 3 2 5 | 1 0 7 | 1 | 2 | 4 | 0 | 0 | 2nd FG% 13:25 52.0% | | | | | |
| 11 Tyler Kozak | C 33:28 | 3-9 | 0-2 | 0-0 | 1 3 4 | 2 1 6 | 4 | 4 | 5 | 0 | 0 | 3PT% 3-12 25.0% | | | | | |
| 2 Chase Ross | G 21:41 | 3-5 | 1-2 | 5-5 | 2 4 6 | 3 5 12 | 0 | 1 | 0 | 0 | 0 | FT% 6-6 100% | | | | | |
| 12 Ben Gold | 05:32 | 2-2 | 2-2 | 0-0 | 1 1 3 | 0 0 0 | 6 | 0 | 1 | 0 | 1 | GMFG% 29:64 45.3% | | | | | |
| 22 Sean Jones | 17:37 | 4-5 | 0-1 | 1-1 | 0 1 1 | 0 2 9 | 3 | 2 | 1 | 0 | 0 | 3PT% 6-25 24.0% | | | | | |
| 5 Tre Norman | 07:30 | 0-2 | 0-2 | 0-0 | 0 0 0 | 0 0 0 | 0 | 0 | 0 | 0 | 0 | FT% 9-12 75.0% | | | | | |
| 10 Zakde Lowery | 01:02 | 0-0 | 0-0 | 0-0 | 0 0 0 | 0 0 0 | 0 | 0 | 0 | 0 | 0 | Dead Ball Rebounds: 2.0 | | | | | |
| 21 N Amadou | 00:43 | 0-0 | 0-0 | 0-0 | 0 0 0 | 0 0 0 | 0 | 0 | 0 | 0 | 0 | | | | | | |
| Team | | | | | 2 3 5 | 0 | 0 | 0 | 0 | 0 | 0 | | | | | | |
| Totals | 29:64 | 6-25 | 9-12 | 12 | 24 36 | 15 12 | 73 | 13 | 12 | 11 | 4 | 2 14 | | | | | |

| Technical Fouls: Coach 1 st 3:19 | | | | | | | | | | | | |
|---|----------------------------|-----------------------|----|--------------------------|----------|--|--|--|--|--|--|--|
| Biggest lead | | Points from Turnovers | | Period by Period Scoring | | | | | | | | |
| 2 (1 st 19:23) | 17 (2 nd 16:03) | 9 | 20 | 1st | 2nd | | | | | | | |
| 8 (1 st 3:21) | 11 (1 st 9:26) | 26 | 46 | KAN | 28 31 59 | | | | | | | |
| 1 | 1 | 9 | 10 | MAR | 38 35 73 | | | | | | | |
| 2 | 2 | 6 | 7 | | | | | | | | | |
| 00:22 | 38:27 | 15 | 27 | | | | | | | | | |

6 #1/1 KANSAS 69, #7/8 TENNESSEE 60
Nov. 22, 2023 | Honolulu, Hawaii | Stan Sheriff Center (5,164)

| Tennessee - 60 | | | | | | | | | | | | | Record: 4-2 | | | | |
|------------------------|---------|--------|--------|--------|--------------------|-------------|----|----|----|----|------------------|-------------------------|-------------|--|--|--|--|
| NO. Name | Min | FG M-A | 3P M-A | FT M-A | Rebounds OR DR TOT | Fouls PF FD | TP | AS | TO | ST | Blocks BS BA +/- | Shooting By Period | | | | | |
| 0 Jonas Aidoo | F 26:21 | 4-10 | 0-1 | 0-0 | 5 6 11 | 2 1 8 | 0 | 0 | 3 | 3 | 0 | 1st FG% 12:34 35.3% | | | | | |
| 3 Dalton Knecht | G 32:55 | 4-17 | 1-6 | 4-4 | 2 4 6 | 2 2 13 | 2 | 0 | 0 | 0 | 0 | 3PT% 5-14 35.7% | | | | | |
| 15 Jahmai Meshack | G 15:50 | 0-2 | 0-0 | 0-0 | 0 2 2 | 3 0 0 | 1 | 1 | 1 | 0 | 0 | FT% 6-6 100% | | | | | |
| 25 Santiago Vescovi | G 36:36 | 8-16 | 5-11 | 0-0 | 0 4 4 | 3 0 21 | 3 | 1 | 1 | 0 | 1 | 2nd FG% 10:37 27.0% | | | | | |
| 30 Josiah-Jordan James | G 33:46 | 1-6 | 0-3 | 2-2 | 1 4 5 | 3 1 4 | 1 | 0 | 4 | 0 | 0 | 3PT% 4-19 21.1% | | | | | |
| 5 Zakai Zwigler | 20:40 | 0-6 | 0-4 | 0-0 | 0 0 0 | 2 0 0 | 2 | 0 | 0 | 0 | 0 | FT% 1-2 50% | | | | | |
| 11 Tobee Awaka | 07:00 | 0-2 | 0-0 | 0-0 | 0 0 0 | 2 2 1 | 0 | 0 | 0 | 0 | 0 | GMFG% 22:71 31.0% | | | | | |
| 2 Jordan Gaineley | 24:39 | 5-12 | 3-8 | 0-0 | 0 4 4 | 1 2 13 | 3 | 1 | 2 | 0 | 0 | 3PT% 9-33 27.3% | | | | | |
| 13 J.P. Estrella | 02:13 | 0-0 | 0-0 | 0-0 | 0 0 0 | 0 0 1 | 0 | 0 | 0 | 0 | 0 | FT% 7-8 87.5% | | | | | |
| Team | | | | | 1 2 3 | 0 | 0 | 1 | 0 | 0 | 0 | Dead Ball Rebounds: 1.0 | | | | | |
| Totals | 22:71 | 9-33 | 7-8 | 9 | 26 35 | 18 9 | 60 | 12 | 6 | 11 | 3 | 3 -9 | | | | | |

| Kansas - 69 | | | | | | | | | | | | | Record: 5-1 | | | | |
|-----------------------|---------|--------|--------|--------|--------------------|-------------|----|----|----|----|------------------|-------------------------|-------------|--|--|--|--|
| NO. Name | Min | FG M-A | 3P M-A | FT M-A | Rebounds OR DR TOT | Fouls PF FD | TP | AS | TO | ST | Blocks BS BA +/- | Shooting By Period | | | | | |
| 24 KJ Adams, Jr. | F 33:08 | 6-9 | 0-0 | 1-6 | 1 3 4 | 3 4 13 | 2 | 2 | 1 | 0 | 0 | 1st FG% 13:27 48.1% | | | | | |
| 1 Hunter Dickinson | C 29:54 | 7-13 | 1-2 | 2-5 | 1 19 20 | 1 5 17 | 2 | 1 | 1 | 1 | 1 | 3PT% 3-5 60.0% | | | | | |
| 3 Dajuan Harris Jr. | G 38:55 | 2-4 | 0-1 | 1-2 | 1 2 3 | 0 1 5 | 8 | 3 | 0 | 0 | 0 | FT% 6-11 54.5% | | | | | |
| 13 Elmarko Jackson | G 13:18 | 0-2 | 0-1 | 4-4 | 0 1 1 | 0 2 4 | 1 | 1 | 1 | 0 | 0 | 2nd FG% 14:25 56.0% | | | | | |
| 15 Kevin McCullar Jr. | G 34:22 | 6-13 | 0-1 | 2-3 | 1 5 6 | 3 5 14 | 3 | 7 | 0 | 0 | 2 | 3PT% 17 14.3% | | | | | |
| 10 Johnny Furphy | 10:49 | 2-2 | 1-1 | 0-0 | 0 0 0 | 1 0 5 | 0 | 0 | 0 | 0 | 0 | FT% 5-11 45.5% | | | | | |
| 25 Nicolas Timberlake | 03:05 | 1-1 | 0-0 | 0-0 | 0 0 0 | 0 0 0 | 2 | 1 | 0 | 0 | 0 | GMFG% 27:52 51.9% | | | | | |
| 23 Parker Braun | 09:14 | 1-1 | 0-0 | 0-0 | 0 2 2 | 0 0 0 | 2 | 1 | 0 | 2 | 1 | 3PT% 4-12 33.3% | | | | | |
| 11 Jamari McDowell | 27:16 | 2-7 | 2-6 | 1-2 | 1 3 4 | 1 1 7 | 1 | 0 | 0 | 0 | 1 | FT% 11-22 50.0% | | | | | |
| Team | | | | | 0 5 5 | 0 | 0 | 0 | 0 | 0 | 0 | Dead Ball Rebounds: 5.0 | | | | | |
| Totals | 27:52 | 4-12 | 11-22 | 5 | 40 45 | 10 18 | 69 | 15 | 5 | 3 | 3 | 9 | | | | | |

| Technical Fouls: Coach 1 st 8:00 | | | | | | | | | | | | |
|---|---------------------------|-----------------------|----|--------------------------|----------|--|--|--|--|--|--|--|
| Biggest lead | | Points from Turnovers | | Period by Period Scoring | | | | | | | | |
| 7 (1 st 8:00) | 11 (2 nd 2:17) | 17 | 5 | 1st | 2nd | | | | | | | |
| 8 (1 st 9:57) | 9 (1 st 2:14) | 26 | 40 | KAN | 35 25 60 | | | | | | | |
| 8 | 7 | 9 | 10 | MAR | 35 34 69 | | | | | | | |
| 7 | 6 | 14 | 6 | | | | | | | | | |
| 08:31 | 25:35 | 14 | 16 | | | | | | | | | |

7 AT #5/6 KANSAS 71, EASTERN ILLINOIS 63
Nov. 28, 2023 | Lawrence, Kan. | Allen Fieldhouse (16,300)

| Eastern Ill. - 63 | | | | | | | | | | | | | Record: 3-5 | | | | |
|-------------------------|---------|--------|--------|--------|--------------------|-------------|----|----|----|----|------------------|-------------------------|-------------|--|--|--|--|
| NO. Name | Min | FG M-A | 3P M-A | FT M-A | Rebounds OR DR TOT | Fouls PF FD | TP | AS | TO | ST | Blocks BS BA +/- | Shooting By Period | | | | | |
| 40 Kooper Jacobi | F 36:39 | 6-13 | 2-3 | 0-1 | 3 6 9 | 3 1 14 | 1 | 1 | 1 | 0 | 2 | 1st FG% 9:30 30.0% | | | | | |
| 34 Jermaine Hamlin | C 18:41 | 1-3 | 0-0 | 0-0 | 3 0 3 | 5 0 2 | 2 | 2 | 0 | 1 | 1 | 3PT% 4-9 44.4% | | | | | |
| 3 Nakyle Shelton | G 38:02 | 5-15 | 4-8 | 0-0 | 2 4 6 | 0 1 14 | 2 | 4 | 0 | 1 | 2 | FT% 3-5 60% | | | | | |
| 24 Jaylin Gibson | G 18:46 | 0-4 | 0-1 | 0-0 | 1 5 6 | 0 1 0 | 4 | 2 | 0 | 1 | 1 | 2nd FG% 14:29 48.3% | | | | | |
| 25 Dan Luers | G 26:14 | 4-6 | 1-3 | 1-1 | 0 3 3 | 4 3 10 | 0 | 0 | 1 | 0 | 0 | 3PT% 5-13 38.5% | | | | | |
| 11 Tiger Booker | 29:05 | 6-12 | 2-5 | 6-6 | 0 0 0 | 2 3 20 | 2 | 0 | 1 | 0 | 3 | FT% 5-5 100% | | | | | |
| 23 Rodolfo Rufino Bolis | 15:20 | 1-2 | 0-0 | 0-0 | 1 1 2 | 5 0 2 | 0 | 1 | 1 | 1 | 1 | GMFG% 23:59 39.0% | | | | | |
| 30 Kyndall Davis | 07:19 | 0-3 | 0-2 | 1-2 | 0 0 0 | 1 1 1 | 0 | 1 | 0 | 0 | 0 | 3PT% 9-22 40.9% | | | | | |
| 4 Isaiah Griffin | 02:02 | 0-0 | 0-0 | 0-0 | 0 0 0 | 0 0 0 | 0 | 0 | 1 | 0 | 0 | FT% 8-10 80.0% | | | | | |
| 5 Sincere Malone | 04:20 | 0-1 | 0-0 | 0-0 | 0 2 2 | 0 0 1 | 1 | 0 | 1 | 0 | 0 | Dead Ball Rebounds: 1.1 | | | | | |
| 17 Lazar Grbovic | 03:32 | 0-0 | 0-0 | 0-0 | 0 0 0 | 0 0 0 | 0 | 1 | 1 | 0 | 0 | | | | | | |
| Team | | | | | 3 2 5 | 0 | 0 | 2 | 0 | 0 | 0 | | | | | | |
| Totals | 23:59 | 9-22 | 8-10 | 13 | 23 36 | 20 11 | 63 | 12 | 16 | 5 | 4 | 11 -8 | | | | | |

| Kansas - 71 | | | | | | | | | | | | | Record: 6-1 | | | | |
|-----------------------|---------|--------|--------|--------|--------------------|-------------|----|----|----|----|------------------|--------------------|-------------------------|--|--|--|--|
| NO. Name | Min | FG M-A | 3P M-A | FT M-A | Rebounds OR DR TOT | Fouls PF FD | TP | AS | TO | ST | Blocks BS BA +/- | Shooting By Period | | | | | |
| 24 KJ Adams, Jr. | F 31:50 | 4-4 | 0-0 | 2-3 | 0 3 3 | 2 2 10 | 3 | 2 | 2 | 2 | 0 | 4 | 1st FG% 15:27 55.6% | | | | |
| 1 Hunter Dickinson | C 34:50 | 11-15 | 0-1 | 3-4 | 5 8 13 | 0 9 25 | 2 | 3 | 1 | 3 | 0 | 11 | 3PT% 3-9 33.3% | | | | |
| 3 Dajuan Harris Jr. | G 36:14 | 0-4 | 0-1 | 1-2 | 1 2 3 | 1 1 1 | 9 | 3 | 2 | 1 | 1 | 1 | FT% 5-6 83.3% | | | | |
| 13 Elmarko Jackson | G 22:01 | 2-6 | 1-3 | 0-0 | 0 0 0 | 3 0 5 | 2 | 1 | 3 | 1 | 0 | 18 | 2nd FG% 13:29 44.8% | | | | |
| 15 Kevin McCullar Jr. | G 36:51 | 8-18 | 0-2 | 2-3 | 0 3 3 | 1 3 18 | 5 | 0 | 1 | 1 | 2 | 8 | 3PT% 0-5 0% | | | | |
| 10 Johnny Furphy | 14:10 | 1-4 | 1-4 | 3-4 | 1 2 3 | 2 3 6 | 0 | 1 | 1 | 0 | 0 | 2 | FT% 7-12 58.3% | | | | |
| 23 Parker Braun | 05:10 | 0-0 | 0-0 | 0-0 | 0 0 0 | 0 0 0 | 0 | 0 | 0 | 2 | 0 | 3 | GMFG% 28:56 50.0% | | | | |
| 25 Nicolas Timberlake | 11:26 | 2-4 | 1-2 | 0-0 | 0 3 3 | 2 0 5 | 2 | 0 | 0 | 1 | 1 | 1 | 3PT% 3-14 21.4% | | | | |
| 11 Jamari McDowell | 07:28 | 0-1 | 0-1 | 1-2 | 2 1 3 | 0 2 1 | 1 | 0 | 1 | 0 | 0 | 1 | FT% 12-18 66.7% | | | | |
| Team | | | | | 0 2 2 | 0 | 0 | 0 | 0 | 0 | 0 | 0 | Dead Ball Rebounds: 1.0 | | | | |
| Totals | 28:56 | 3-14 | 12-18 | 9 | 24 33 | 11 20 | 71 | 24 | 10 | 11 | 4 | 8 | | | | | |

| Technical Fouls: NONE | | | | | | | | | | | | |
|----------------------------|---------------------------|-----------------------|----|--------------------------|----------|--|--|--|--|--|--|--|
| Biggest lead | | Points from Turnovers | | Period by Period Scoring | | | | | | | | |
| 0 (1 st 20:00) | 17 (1 st 3:08) | 16 | 22 | 1st | 2nd | | | | | | | |
| 10 (2 nd 15:21) | 8 (1 st 17:14) | 14 | 44 | KAN | 25 38 63 | | | | | | | |
| 0 | 0 | 13 | 10 | EIU | 38 33 71 | | | | | | | |
| 0 | 0 | 5 | 8 | | | | | | | | | |
| 00:00 | 39:47 | 23 | 12 | | | | | | | | | |

8 AT #5/6 KANSAS 69, #4/5 UCONN 65
Dec. 1, 2023 | Lawrence, Kan. | Allen Fieldhouse (16,300)

| Uconn - 65 | | | | | | | | | | | | | Record: 7-1 | | | | |
|------------|-----|--------|--------|--------|--------------------|-------------|----|----|----|----|------------------|--------------------|-------------|--|--|--|--|
| NO. Name | Min | FG M-A | 3P M-A | FT M-A | Rebounds OR DR TOT | Fouls PF FD | TP | AS | TO | ST | Blocks BS BA +/- | Shooting By Period | | | | | |

BOX SCORES

9

AT #2/3 KANSAS 88, KANSAS CITY 69

Dec. 5, 2023 | Lawrence, Kan. | Allen Fieldhouse (16,300)

| Kansas City - 69 | | | | | | | | | | | | | Record: 3-6 | | | | | |
|------------------------|---------|--------|--------|--------|--------------------|-------------|----|----|----|----|--------------|-----|---------------------------|-------|------------------------|-------|----------|-------|
| NO. Name | Min | FG M-A | 3P M-A | FT M-A | Rebounds OR DR TOT | Fouls PF FD | TP | AS | TO | ST | Blocks BS BA | +/- | Shooting By Period | | | | | |
| 23 Allen David Mukeba | F 22:23 | 1-7 | 0-1 | 0-0 | 3 5 8 | 3 3 | 2 | 2 | 1 | 0 | 1 1 | -8 | 1 st FG% 13-33 | 39.4% | 3 ^{PT} % 4-14 | 28.6% | FT% 0-3 | 0% |
| 5 Jamari Brown | G 30:07 | 2-13 | 0-6 | 0-0 | 2 3 5 | 2 0 | 4 | 1 | 1 | 1 | 0 1 | -17 | 2 nd FG% 13-32 | 40.6% | 3 ^{PT} % 4-13 | 30.8% | FT% 9-10 | 90% |
| 11 Anderson Kopp | G 34:45 | 5-12 | 1-6 | 4-4 | 1 5 6 | 2 3 | 15 | 2 | 1 | 1 | 0 1 | -10 | GM FG% 26-65 | 40.0% | 3 ^{PT} % 8-27 | 29.6% | FT% 9-13 | 69.2% |
| 13 Kristion Courseault | G 31:01 | 7-12 | 2-3 | 2-4 | 0 4 4 | 2 3 | 18 | 4 | 4 | 0 | 0 0 | -9 | Dead Ball Rebounds: 3.0 | | | | | |
| 30 Cameron Faas | G 34:42 | 6-10 | 5-7 | 1-1 | 4 5 3 | 2 18 | 0 | 2 | 0 | 0 | 0 0 | -15 | | | | | | |
| 32 Jeff Ngandu | 10:45 | 1-1 | 0-0 | 2-4 | 1 2 3 | 3 2 | 4 | 0 | 0 | 0 | 0 0 | -12 | | | | | | |
| 0 Artese Stapleton | 08:59 | 2-4 | 0-1 | 0-0 | 0 0 0 | 0 0 | 4 | 1 | 1 | 0 | 0 0 | -10 | | | | | | |
| 2 Babacar Diallo | 06:14 | 0-1 | 0-1 | 0-0 | 0 2 2 | 0 0 | 0 | 1 | 1 | 2 | 1 0 | -4 | | | | | | |
| 12 Promise Idiaru | 01:28 | 0-0 | 0-0 | 0-0 | 0 0 0 | 0 0 | 0 | 0 | 0 | 0 | 0 0 | -2 | | | | | | |
| 20 Melvyn Nbonkoli | 07:09 | 1-2 | 0-0 | 1-0 | 1 1 1 | 1 2 | 1 | 1 | 0 | 0 | 0 0 | 1 | | | | | | |
| 25 Tyler Andrews | 02:57 | 0-0 | 0-0 | 0-0 | 0 0 0 | 0 0 | 0 | 0 | 0 | 0 | 0 0 | 0 | | | | | | |
| 1 Jayson Petty | 09:31 | 1-3 | 0-2 | 0-0 | 0 0 0 | 1 1 | 2 | 0 | 0 | 0 | 0 0 | -9 | | | | | | |
| Team | | | | | 1 1 2 | | 0 | 1 | | | | | | | | | | |
| Totals | | 26-65 | 8-27 | 9-13 | 10 26 36 | 17 15 | 69 | 12 | 13 | 3 | 1 3 | -19 | | | | | | |

| Kansas - 88 | | | | | | | | | | | | | Record: 8-1 | | | | | |
|-----------------------|---------|--------|--------|--------|--------------------|-------------|----|----|----|----|--------------|-----|---------------------------|-------|------------------------|-------|-----------|-------|
| NO. Name | Min | FG M-A | 3P M-A | FT M-A | Rebounds OR DR TOT | Fouls PF FD | TP | AS | TO | ST | Blocks BS BA | +/- | Shooting By Period | | | | | |
| 24 KJ Adams, Jr. | F 32:55 | 6-9 | 0-0 | 6-10 | 2 5 7 | 4 6 | 18 | 6 | 0 | 4 | 0 0 | 22 | 1 st FG% 16-30 | 53.3% | 3 ^{PT} % 5-13 | 38.5% | FT% 7-8 | 87.5% |
| 1 Hunter Dickinson | C 29:13 | 6-12 | 0-2 | 2-2 | 1 11 12 | 4 3 | 14 | 2 | 1 | 1 | 1 0 | 28 | 2 nd FG% 17-31 | 54.8% | 3 ^{PT} % 3-7 | 42.9% | FT% 7-11 | 63.6% |
| 3 Dajuan Harris Jr. | G 35:26 | 3-6 | 2-3 | 0-0 | 1 1 1 | 1 0 | 8 | 7 | 2 | 1 | 0 0 | 10 | GM FG% 33-61 | 54.1% | 3 ^{PT} % 3-7 | 42.9% | FT% 14-19 | 73.7% |
| 13 Elmarko Jackson | G 22:48 | 2-5 | 1-3 | 0-0 | 1 0 1 | 3 2 | 5 | 3 | 2 | 0 | 0 0 | 13 | Dead Ball Rebounds: 0.0 | | | | | |
| 15 Kevin McCullar Jr. | G 34:26 | 9-13 | 2-2 | 5-5 | 0 6 6 | 0 5 | 25 | 5 | 2 | 2 | 1 1 | 18 | | | | | | |
| 10 Johnny Furphy | 13:36 | 4-7 | 2-4 | 0-0 | 0 2 2 | 0 0 | 10 | 0 | 0 | 2 | 1 0 | 12 | | | | | | |
| 23 Parker Braun | 09:44 | 2-3 | 0-0 | 1-2 | 1 2 3 | 1 1 | 5 | 0 | 0 | 0 | 0 0 | -6 | | | | | | |
| 25 Nicolas Timberlake | 16:43 | 1-5 | 1-5 | 0-0 | 2 2 2 | 0 3 | 0 | 0 | 0 | 1 | 0 0 | 3 | | | | | | |
| 11 Jamari McDowell | 05:09 | 0-1 | 0-1 | 0-0 | 0 1 1 | 0 0 | 0 | 0 | 0 | 0 | 0 0 | -5 | | | | | | |
| Team | | | | | 2 0 2 | | 0 | 0 | | | | | | | | | | |
| Totals | | 33-61 | 8-20 | 14-19 | 7 30 37 | 15 17 | 88 | 23 | 7 | 11 | 3 1 | 19 | | | | | | |

| Biggest lead | | UMK | KAN | Points from Turnovers | | UMK | KAN | Period by Period Scoring | | | |
|---------------------------|--|---------------------------|---------------------------|-----------------------|----|-----|-----|--------------------------|-----|-----|----|
| 2 (1 st 19:41) | | 22 | 2 (2 nd 7:35) | 9 | 18 | 22 | 42 | 1st | 2nd | TOT | |
| Best Scoring Run | | 10 (2 nd 3:52) | 10 (2 nd 1:15) | Paint | | 9 | 10 | UMK | 30 | 39 | 69 |
| Lead Changes | | 1 | | Second Chance | | 9 | 10 | KAN | 44 | 44 | 88 |
| Times Tied | | 1 | | Fast Breaks | | 10 | 21 | | | | |
| Time with Lead | | 00:19 | 37:49 | Bench | | 12 | 18 | | | | |

10

AT #2/3 KANSAS 73, MISSOURI 64

Dec. 9, 2023 | Lawrence, Kan. | Allen Fieldhouse (16,300)

| Missouri - 64 | | | | | | | | | | | | | Record: 7-3 | | | | | |
|---------------------------|---------|--------|--------|--------|--------------------|-------------|----|----|----|----|--------------|-----|---------------------------|-------|------------------------|-------|----------|-------|
| NO. Name | Min | FG M-A | 3P M-A | FT M-A | Rebounds OR DR TOT | Fouls PF FD | TP | AS | TO | ST | Blocks BS BA | +/- | Shooting By Period | | | | | |
| 23 Aidan Shaw | F 22:02 | 2-4 | 0-0 | 0-0 | 2 1 3 | 2 0 | 4 | 0 | 0 | 1 | 2 0 | -12 | 1 st FG% 12-33 | 36.4% | 3 ^{PT} % 5-15 | 33.3% | FT% 0-0 | 0% |
| 35 Noah Carter | F 25:37 | 3-8 | 0-2 | 1-1 | 1 6 7 | 1 2 | 4 | 1 | 1 | 0 | 0 1 | -1 | 2 nd FG% 12-25 | 48.0% | 3 ^{PT} % 2-6 | 33.3% | FT% 9-13 | 69.2% |
| 2 Tamar Bates | G 24:49 | 1-5 | 1-3 | 1-2 | 1 3 4 | 3 4 | 4 | 1 | 1 | 0 | 0 0 | -12 | GM FG% 24-58 | 41.4% | 3 ^{PT} % 7-21 | 33.3% | FT% 7-9 | 77.8% |
| 10 Nick Honor | G 35:08 | 5-14 | 4-8 | 3-4 | 0 1 1 | 3 4 | 17 | 2 | 3 | 2 | 0 1 | -1 | Dead Ball Rebounds: 2.0 | | | | | |
| 55 Sean East II | G 38:38 | 8-15 | 2-4 | 3-4 | 0 3 3 | 4 5 | 21 | 6 | 5 | 2 | 0 1 | -6 | | | | | | |
| 14 Anthony Robinson II | 08:03 | 1-3 | 0-0 | 0-0 | 0 0 0 | 2 0 | 2 | 0 | 0 | 2 | 0 1 | -1 | | | | | | |
| 75 Connor Vanover | 18:07 | 4-6 | 0-2 | 1-2 | 0 2 2 | 2 1 | 9 | 0 | 0 | 1 | 2 0 | -2 | | | | | | |
| 11 Trent Pierce | 11:21 | 0-2 | 0-2 | 0-0 | 2 2 2 | 1 0 | 0 | 0 | 2 | 0 | 0 0 | 2 | | | | | | |
| 4 Curt Lewis | 08:41 | 0-0 | 0-0 | 0-0 | 0 0 0 | 0 0 | 0 | 2 | 0 | 0 | 0 0 | -4 | | | | | | |
| 0 Jordan Butler | 03:05 | 0-1 | 0-0 | 1-0 | 1 0 1 | 1 0 | 0 | 0 | 0 | 0 | 0 0 | 0 | | | | | | |
| 13 Jesus Carralero Martin | 02:45 | 0-0 | 0-0 | 0-0 | 0 0 0 | 0 0 | 0 | 0 | 0 | 0 | 1 0 | 0 | | | | | | |
| 45 Mabor Malajo | 01:44 | 0-0 | 0-0 | 0-0 | 0 0 0 | 0 0 | 0 | 0 | 0 | 0 | 0 0 | 1 | | | | | | |
| Team | | | | | 2 0 2 | | 0 | 0 | | | | | | | | | | |
| Totals | | 24-58 | 7-21 | 9-13 | 7 18 25 | 19 16 | 64 | 11 | 12 | 8 | 5 4 | -9 | | | | | | |

| Kansas - 73 | | | | | | | | | | | | | Record: 9-1 | | | | | |
|-----------------------|---------|--------|--------|--------|--------------------|-------------|----|----|----|----|--------------|-----|---------------------------|-------|------------------------|-------|-----------|-------|
| NO. Name | Min | FG M-A | 3P M-A | FT M-A | Rebounds OR DR TOT | Fouls PF FD | TP | AS | TO | ST | Blocks BS BA | +/- | Shooting By Period | | | | | |
| 24 KJ Adams, Jr. | F 37:12 | 7-13 | 0-0 | 3-4 | 1 1 2 | 1 3 | 17 | 5 | 5 | 0 | 1 1 | 5 | 1 st FG% 15-33 | 45.5% | 3 ^{PT} % 3-7 | 42.9% | FT% 8-8 | 100% |
| 1 Hunter Dickinson | C 35:01 | 6-9 | 0-0 | 1-1 | 5 11 16 | 1 2 | 13 | 1 | 3 | 1 | 0 0 | 7 | 2 nd FG% 17-31 | 54.8% | 3 ^{PT} % 0-3 | 0.0% | FT% 12-15 | 80% |
| 3 Dajuan Harris Jr. | G 40:00 | 3-6 | 0-1 | 2-2 | 0 2 2 | 4 1 | 8 | 5 | 4 | 1 | 1 1 | 9 | GM FG% 25-56 | 44.6% | 3 ^{PT} % 3-10 | 30.0% | FT% 20-23 | 87.0% |
| 13 Elmarko Jackson | G 25:54 | 2-5 | 1-2 | 6-7 | 0 1 1 | 4 5 | 11 | 1 | 0 | 1 | 0 0 | 15 | Dead Ball Rebounds: 3.0 | | | | | |
| 15 Kevin McCullar Jr. | G 38:51 | 4-15 | 1-4 | 8-9 | 3 6 9 | 1 6 | 17 | 4 | 3 | 3 | 0 2 | 9 | | | | | | |
| 10 Johnny Furphy | 07:39 | 0-1 | 0-0 | 0-0 | 1 3 4 | 3 2 | 0 | 0 | 0 | 0 | 0 0 | 1 | | | | | | |
| 25 Nicolas Timberlake | 05:43 | 1-3 | 1-2 | 0-0 | 1 0 1 | 1 0 | 3 | 0 | 1 | 0 | 0 1 | 0 | | | | | | |
| 23 Parker Braun | 04:59 | 2-2 | 0-0 | 0-0 | 0 0 0 | 1 0 | 4 | 0 | 0 | 0 | 2 0 | 4 | | | | | | |
| 11 Jamari McDowell | 04:41 | 0-2 | 0-1 | 0-0 | 0 0 0 | 0 0 | 0 | 0 | 0 | 0 | 0 0 | -7 | | | | | | |
| Team | | | | | 2 5 7 | | 0 | 0 | | | | | | | | | | |
| Totals | | 25-56 | 3-10 | 20-23 | 13 29 42 | 16 19 | 73 | 16 | 16 | 6 | 4 5 | 9 | | | | | | |

| Biggest lead | | MIZ | KAN | Points from Turnovers | | MIZ | KAN | Period by Period Scoring | | | |
|---------------------------|--|--------------------------|---------------------------|-----------------------|----|-----|-----|--------------------------|-----|-----|----|
| 9 (1 st 12:45) | | 18 | 2 (2 nd 11:28) | 9 | 13 | 29 | 35 | 1st | 2nd | TOT | |
| Best Scoring Run | | 6 (2 nd 9:03) | 14 (1 st 0:00) | Paint | | 9 | 17 | MIZ | 29 | 35 | 64 |
| Lead Changes | | 2 | | Second Chance | | 5 | 10 | KAN | 41 | 32 | 73 |
| Times Tied | | 1 | | Fast Breaks | | 11 | 7 | | | | |
| Time with Lead | | 14:14 | 24:30 | Bench | | 11 | 7 | | | | |

11

#2/2 KANSAS 75, -/RV INDIANA 71

Dec. 16, 2023 | Bloomington, Ind. | Simon Skjodt Assembly Hall (17,222)

| Kansas - 75 | | | | | | | | | | | | | Record: 10-1 | | | | | |
|-----------------------|---------|--------|--------|--------|--------------------|-------------|----|----|----|----|--------------|-----|---------------------------|-------|------------------------|-------|-----------|-------|
| NO. Name | Min | FG M-A | 3P M-A | FT M-A | Rebounds OR DR TOT | Fouls PF FD | TP | AS | TO | ST | Blocks BS BA | +/- | Shooting By Period | | | | | |
| 24 KJ Adams, Jr. | F 35:51 | 6-12 | 0-0 | 2-3 | 4 0 4 | 3 3 | 14 | 3 | 3 | 1 | 1 0 | 8 | 1 st FG% 12-34 | 35.3% | 3 ^{PT} % 2-10 | 20.0% | FT% 6-10 | 60% |
| 1 Hunter Dickinson | C 37:51 | 8-17 | 0-1 | 1-2 | 3 11 14 | 1 4 | 17 | 1 | 1 | 1 | 1 1 | 9 | 2 nd FG% 14-27 | 51.9% | 3 ^{PT} % 1-4 | 25.0% | FT% 11-14 | 78.6% |
| 3 Dajuan Harris Jr. | G 40:00 | 5-9 | 2-4 | 0-0 | 0 2 2 | 2 0 | 12 | 5 | 3 | 2 | 0 0 | 4 | GM FG% 26-61 | 42.6% | 3 ^{PT} % 6-18 | 33.3% | FT% 17-24 | 70.8% |
| 13 Elmarko Jackson | G 24:59 | 2-6 | 1-3 | 0-0 | 0 1 1 | 1 0 | 5 | 3 | 1 | 2 | 0 0 | -6 | Dead Ball Rebounds: 5.0 | | | | | |
| 15 Kevin McCullar Jr. | G 37:15 | 3-11 | 2-5 | 13-16 | 0 6 6 | 4 10 | 21 | 4 | 2 | 3 | 1 1 | 0 | | | | | | |
| 10 Johnny Furphy | 07:23 | 0-1 | 0-1 | 1-2 | 0 2 2 | 1 1 | 1 | 0 | 0 | 0 | 1 0 | 7 | | | | | | |
| 25 Nicolas Timberlake | 06:18 | 0-2 | 0-2 | 0-1 | 0 1 1 | 1 2 | 0 | 1 | 0 | 0 | 0 0 | -5 | | | | | | |
| 23 Parker Braun | 02:01 | 1-1 | 0-0 | 0-0 | 0 0 0 | 1 0 | 2 | 0 | 0 | 0 | 0 0 | -6 | | | | | | |
| 11 Jamari McDowell | 08:22 | 1-2 | 1-2 | 0-0 | 0 1 1 | 1 1 | 3 | 1 | 1 | 0 | 0 0 | 9 | | | | | | |
| Team | | | | | 2 3 5 | | 0 | 0 | | | | | | | | | | |
| Totals | | 26-61 | 6-18 | 17-24 | 9 27 36 | 15 21 | 75 | 18 | 11 | 9 | 4 2 | 4 | | | | | | |

| Indiana - 71 | | | | | | | | | | | | | Record: 7-3 | | | | | |
|---------------------|---------|--------|--------|--------|--------------------|-------------|----|----|----|----|--------------|-----|---------------------------|-------|-----------------------|-------|----------|-------|
| NO. Name | Min | FG M-A | 3P M-A | FT M-A | Rebounds OR DR TOT | Fouls PF FD | TP | AS | TO | ST | Blocks BS BA | +/- | Shooting By Period | | | | | |
| 5 Malik Reneau | F 24:34 | 5-13 | 2-4 | 1-2 | 2 1 3 | 4 2 | 13 | 4 | 2 | 0 | 0 1 | -7 | 1 st FG% 14-26 | 53.8% | 3 ^{PT} % 3-7 | 42.9% | FT% 9-14 | 64.3% |
| 21 Mackenzie Mgbako | F 24:28 | 4-9 | 2-4 | 4-5 | 0 5 5 | 4 3 | 14 | 0 | 2 | 1 | 0 0 | 12 | 2 nd FG% 11-33 | 33.3% | 3 ^{PT} % 3-9 | 33.3% | FT% 6-8 | 75.0% |
| 1 Ke'el Ware | C 39:18 | 3-12 | 0-2 | | | | | | | | | | | | | | | |

BOX SCORES

13 #2/2 KANSAS 86, WICHITA STATE 67
Dec. 30, 2023 | Kansas City, Mo. | T-Mobile Center (18,702)

| Wichita St. - 67 | | Record: 8-5 | | | | | | | | | | | | |
|------------------|-------------------|-------------|------|------|---------|-----------|-------|----|----|----|----|--------|-----|--|
| NO. | Name | Min | FG | 3P | FT | Rebounds | Fouls | TP | AS | TO | ST | Blocks | +/- | |
| | | | M-A | M-A | M-A | OR DR TOT | PF FD | | | | | BS BA | | |
| 11 | Kenny Pohto | F 27:32 | 3-10 | 1-3 | 1-2 | 1 5 6 | 0 2 | 8 | 4 | 0 | 2 | 0 | -15 | |
| 15 | Quincy Ballard | C 18:31 | 5-5 | 0-0 | 0-1 | 1 3 4 | 2 1 | 10 | 0 | 3 | 0 | 0 | -13 | |
| 1 | Xavier Bell | G 28:12 | 4-9 | 1-3 | 2-4 | 0 1 1 | 0 2 | 11 | 2 | 1 | 0 | 0 | -14 | |
| 4 | Colby Rogers | G 32:08 | 4-15 | 1-7 | 0-0 | 0 2 2 | 2 0 | 9 | 2 | 3 | 2 | 0 | -27 | |
| 20 | Harmond Beverly | G 19:59 | 2-9 | 0-1 | 1-1 | 0 3 3 | 3 2 | 1 | 5 | 3 | 2 | 0 | -15 | |
| 5 | Isaac Abidde | 17:32 | 2-4 | 0-1 | 2-3 | 0 5 5 | 4 2 | 6 | 0 | 1 | 0 | 0 | 2 | |
| 10 | Dalen Ridginal | 29:09 | 6-8 | 1-3 | 0-1 | 1 6 7 | 1 2 | 13 | 0 | 1 | 3 | 2 | 0 | |
| 55 | Bijan Cortes | 13:08 | 1-2 | 0-0 | 1-2 | 0 1 1 | 0 4 | 3 | 2 | 2 | 0 | 0 | -12 | |
| 3 | Ronnie DeGray III | 09:03 | 0-3 | 0-0 | 0-0 | 1 0 1 | 3 1 | 0 | 0 | 1 | 0 | 0 | 0 | |
| 24 | Jacob Germany | 02:10 | 0-0 | 0-0 | 0-0 | 2 2 2 | 0 0 | 0 | 0 | 0 | 0 | 0 | -5 | |
| 14 | Trevor McBride | 01:18 | 1-1 | 0-0 | 0-0 | 0 0 0 | 0 0 | 2 | 0 | 0 | 0 | 0 | 2 | |
| 21 | Henry Thengvall | 01:18 | 0-0 | 0-0 | 0-0 | 0 0 0 | 0 0 | 0 | 0 | 0 | 0 | 0 | 2 | |
| Team | | | | | | 3 3 6 | 0 0 | 0 | 1 | | | | | |
| Totals | | 28:66 | 4-20 | 7-14 | 7 31 38 | 14 15 | 67 | 13 | 15 | 7 | 2 | 2 | -19 | |

| Shooting By Period | | |
|--------------------|-------------|-------------|
| 1 st | FG% | 12-32 37.5% |
| 3PT% | 2-7 28.6% | |
| FT% | 1-2 50% | |
| 2 nd | FG% | 16-34 47.1% |
| 3PT% | 2-13 15.4% | |
| FT% | 6-12 50% | |
| GM FG% | 28-66 42.4% | |
| 3PT% | 4-20 20.0% | |
| FT% | 7-14 50.0% | |

Dead Ball Rebounds: 3, 0

Technical Fouls: NONE

| Kansas - 86 | | Record: 12-1 | | | | | | | | | | | | |
|-------------|--------------------|--------------|-------|-------|----------|-----------|-------|----|----|----|----|--------|-----|--|
| NO. | Name | Min | FG | 3P | FT | Rebounds | Fouls | TP | AS | TO | ST | Blocks | +/- | |
| | | | M-A | M-A | M-A | OR DR TOT | PF FD | | | | | BS BA | | |
| 24 | KJ Adams, Jr. | F 31:37 | 4-8 | 0-0 | 1-2 | 3 8 11 | 1 3 | 9 | 5 | 1 | 0 | 0 | 32 | |
| 1 | Hunter Dickinson | C 30:25 | 10-17 | 2-3 | 0-0 | 5 8 13 | 1 1 | 22 | 4 | 1 | 3 | 1 | 0 | |
| 3 | Dajuan Harris Jr. | G 35:30 | 2-5 | 2-3 | 0-0 | 0 0 0 | 0 0 | 6 | 9 | 2 | 2 | 0 | 20 | |
| 13 | Elmarko Jackson | G 27:07 | 5-10 | 2-3 | 0-0 | 1 1 2 | 3 0 | 12 | 2 | 2 | 1 | 0 | 18 | |
| 13 | Kevin McCullar Jr. | G 31:53 | 5-14 | 0-4 | 10-10 | 0 7 7 | 1 5 | 20 | 2 | 1 | 2 | 0 | 24 | |
| 25 | Nicolas Timberlake | 08:51 | 0-5 | 0-4 | 0-0 | 0 1 1 | 3 0 | 0 | 0 | 0 | 1 | 0 | -1 | |
| 23 | Parker Braun | 09:35 | 2-3 | 0-1 | 0-0 | 0 0 0 | 4 0 | 0 | 0 | 0 | 0 | 0 | 1 | |
| 10 | Johnny Furphy | 13:49 | 2-6 | 1-5 | 2-3 | 0 3 3 | 2 3 | 7 | 0 | 0 | 0 | 0 | -4 | |
| 11 | Jamari McDowell | 08:01 | 1-3 | 0-1 | 4-4 | 3 0 3 | 0 2 | 6 | 1 | 0 | 1 | 0 | -2 | |
| 12 | Wilder Evers | 01:18 | 0-1 | 0-1 | 0-0 | 1 1 0 | 0 0 | 0 | 0 | 0 | 0 | 0 | -2 | |
| 14 | Patrick Cassidy | 01:18 | 0-1 | 0-1 | 0-0 | 0 0 0 | 0 0 | 0 | 0 | 0 | 0 | 0 | -2 | |
| 20 | Michael Jankovich | 01:18 | 0-1 | 0-1 | 0-0 | 2 0 2 | 0 0 | 0 | 0 | 0 | 0 | 0 | -2 | |
| 22 | Dillon Wilhite | 01:18 | 0-0 | 0-0 | 0-0 | 0 0 0 | 0 0 | 0 | 0 | 1 | 0 | 0 | -2 | |
| Team | | | | | | 0 5 5 | 0 0 | 0 | 0 | 0 | | | | |
| Totals | | 31:74 | 7-27 | 17-19 | 14 34 48 | 15 14 | 86 | 23 | 8 | 10 | 2 | 2 | 19 | |

| Shooting By Period | | |
|--------------------|-------------|-------------|
| 1 st | FG% | 16-34 47.1% |
| 3PT% | 4-11 36.4% | |
| FT% | 7-9 77.8% | |
| 2 nd | FG% | 15-40 37.5% |
| 3PT% | 3-16 18.8% | |
| FT% | 10-10 100% | |
| GM FG% | 31-74 41.9% | |
| 3PT% | 7-27 25.9% | |
| FT% | 17-19 89.5% | |

Dead Ball Rebounds: 0, 1

Technical Fouls: NONE

| WSU | | KAN | | Points from | | WSU | | KAN | | Period by Period Scoring | | |
|------------------|---------------------------|----------------------------|---------------|-------------|----|-----|-----|-----|-----|--------------------------|-----|-----|
| Biggest lead | 0 (1 st 20:00) | 28 (2 nd 13:21) | Turnovers | 6 | 15 | 1st | 2nd | TOT | TOT | 1st | 2nd | TOT |
| Best Scoring Run | 6 (2 nd 11:07) | 10 (2 nd 18:43) | Paint | 36 | 44 | 27 | 40 | 67 | 43 | 43 | 86 | |
| Lead Changes | 0 | | Second Chance | 7 | 10 | 43 | 43 | 86 | | | | |
| Times Tied | 2 | | Fast Breaks | 7 | 14 | | | | | | | |
| Time with Lead | 00:00 | 38:25 | Bench | 24 | 17 | | | | | | | |

15 AT UCF 65, #3/3 KANSAS 60
Jan. 10, 2024 | Orlando, Fla. | Addition Financial Arena (9,469)

| Kansas - 60 | | Record: 13-2 (1-1) | | | | | | | | | | | | |
|-------------|--------------------|--------------------|------|------|---------|-----------|-------|----|----|----|----|--------|-----|--|
| NO. | Name | Min | FG | 3P | FT | Rebounds | Fouls | TP | AS | TO | ST | Blocks | +/- | |
| | | | M-A | M-A | M-A | OR DR TOT | PF FD | | | | | BS BA | | |
| 24 | KJ Adams, Jr. | F 38:02 | 5-7 | 0-1 | 0-1 | 2 5 7 | 2 1 | 10 | 3 | 4 | 0 | 1 | 10 | |
| 1 | Hunter Dickinson | C 27:53 | 5-9 | 1-3 | 1-2 | 0 4 4 | 4 2 | 12 | 1 | 2 | 2 | 0 | 5 | |
| 3 | Dajuan Harris Jr. | G 37:03 | 2-8 | 0-3 | 1-2 | 0 2 2 | 0 2 | 5 | 8 | 3 | 1 | 0 | 2 | |
| 13 | Elmarko Jackson | G 21:48 | 0-0 | 0-0 | 0-0 | 0 0 0 | 3 0 | 0 | 2 | 2 | 0 | 0 | -16 | |
| 15 | Kevin McCullar Jr. | G 37:08 | 5-10 | 3-5 | 3-4 | 1 5 6 | 2 6 | 16 | 5 | 5 | 1 | 0 | -7 | |
| 10 | Johnny Furphy | 17:30 | 4-8 | 1-4 | 0-0 | 2 2 4 | 1 0 | 9 | 1 | 0 | 1 | 0 | 7 | |
| 23 | Parker Braun | 08:43 | 1-2 | 1-1 | 0-0 | 0 3 3 | 1 1 | 3 | 0 | 0 | 1 | 1 | -5 | |
| 25 | Nicolas Timberlake | 09:56 | 2-3 | 0-1 | 1-2 | 0 0 0 | 2 1 | 5 | 0 | 1 | 0 | 0 | 1 | |
| 11 | Jamari McDowell | 01:57 | 0-0 | 0-0 | 0-0 | 0 0 0 | 0 0 | 0 | 0 | 0 | 0 | 0 | -1 | |
| Team | | | | | | 1 5 6 | 0 1 | 0 | 1 | | | | | |
| Totals | | 24:47 | 6-18 | 6-11 | 8 24 32 | 15 13 | 60 | 20 | 18 | 6 | 2 | 7 | -5 | |

| Shooting By Period | | |
|--------------------|-------------|-------------|
| 1 st | FG% | 17-25 68.0% |
| 3PT% | 3-7 42.9% | |
| FT% | 0-0 0% | |
| 2 nd | FG% | 7-22 31.8% |
| 3PT% | 3-11 27.3% | |
| FT% | 6-11 54.5% | |
| GM FG% | 24-47 51.1% | |
| 3PT% | 6-18 33.3% | |
| FT% | 6-11 54.5% | |

Dead Ball Rebounds: 1, 0

Technical Fouls: NONE

| UCF - 65 | | Record: 10-4 (1-1) | | | | | | | | | | | | |
|----------|---------------------|--------------------|------|-------|---------|-----------|-------|----|----|----|----|--------|-----|--|
| NO. | Name | Min | FG | 3P | FT | Rebounds | Fouls | TP | AS | TO | ST | Blocks | +/- | |
| | | | M-A | M-A | M-A | OR DR TOT | PF FD | | | | | BS BA | | |
| 11 | Ibrahima Diallo | F 24:19 | 4-6 | 0-0 | 5-6 | 1 4 5 | 3 3 | 13 | 3 | 0 | 1 | 1 | 0 | |
| 21 | C.J. Walker | F 29:45 | 1-8 | 0-2 | 5-6 | 1 1 2 | 1 5 | 7 | 1 | 0 | 1 | 3 | 2 | |
| 2 | Shemari Allen | G 29:48 | 1-7 | 0-1 | 0-0 | 1 5 6 | 2 1 | 2 | 0 | 2 | 3 | 2 | 0 | |
| 3 | Darius Johnson | G 38:29 | 5-10 | 3-6 | 4-5 | 1 1 2 | 2 4 | 17 | 6 | 7 | 3 | 0 | 11 | |
| 24 | Jaylin Sellers | G 36:13 | 7-11 | 4-7 | 0-0 | 1 1 2 | 1 0 | 18 | 1 | 0 | 0 | 0 | 8 | |
| 13 | Marchelus Avery | 15:17 | 2-5 | 0-3 | 0-1 | 2 2 4 | 1 1 | 4 | 0 | 0 | 0 | 0 | -4 | |
| 5 | Omar Payne | 15:24 | 2-3 | 0-0 | 0-0 | 3 3 2 | 0 4 | 1 | 0 | 0 | 1 | 0 | 4 | |
| 3 | Thierno Sylla | 03:18 | 0-1 | 0-0 | 0-0 | 0 0 0 | 0 0 | 0 | 0 | 0 | 0 | 0 | -7 | |
| 12 | DeMarr Langford Jr. | 03:46 | 0-1 | 0-1 | 0-0 | 0 0 0 | 0 0 | 0 | 0 | 0 | 0 | 0 | -8 | |
| 1 | Antwann Jones | 03:41 | 0-0 | 0-0 | 0-0 | 1 0 1 | 1 1 | 0 | 0 | 1 | 0 | 0 | 8 | |
| Team | | | | | | 1 2 3 | 0 3 | 0 | 3 | | | | | |
| Totals | | 22:52 | 7-20 | 14-18 | 9 19 28 | 13 15 | 65 | 12 | 13 | 8 | 7 | 2 | 5 | |

| Shooting By Period | | |
|--------------------|-------------|-------------|
| 1 st | FG% | 11-29 37.9% |
| 3PT% | 4-13 30.8% | |
| FT% | 3-6 50% | |
| 2 nd | FG% | 11-23 47.8% |
| 3PT% | 3-7 42.9% | |
| FT% | 11-12 91.7% | |
| GM FG% | 22-52 42.3% | |
| 3PT% | 7-20 35.0% | |
| FT% | 14-18 77.8% | |

Dead Ball Rebounds: 1, 0

Technical Fouls: NONE

| KU | | UCF | | Points from | | KU | | UCF | | Period by Period Scoring | | |
|------------------|----------------------------|---------------------------|---------------|-------------|----|-----|-----|-----|-----|--------------------------|-----|-----|
| Biggest lead | 16 (1 st 3:45) | 7 (1 st 17:49) | Turnovers | 12 | 18 | 1st | 2nd | TOT | TOT | 1st | 2nd | TOT |
| Best Scoring Run | 12 (1 st 14:27) | 10 (1 st 0:30) | Paint | 32 | 26 | 37 | 23 | 60 | 29 | 36 | 65 | |
| Lead Changes | 4 | | Second Chance | 12 | 15 | | | | | | | |
| Times Tied | 3 | | Fast Breaks | 13 | 6 | | | | | | | |
| Time with Lead | 21:59 | 16:22 | Bench | 17 | 8 | | | | | | | |

Game Notes: UCF's #31 Thierno Sylla was ejected for leaving the bench at 8:10 in the first half. *

14 AT #2/2 KANSAS 83, TCU 81
Jan. 6, 2024 | Lawrence, Kan. | Allen Fieldhouse (16,300)

| TCU - 81 | | Record: 11-3 (0-1) | | | | | | | | | | | | |
|----------|--------------------|--------------------|------|-----|-----|-----------|-------|----|----|----|----|--------|-----|--|
| NO. | Name | Min | FG | 3P | FT | Rebounds | Fouls | TP | AS | TO | ST | Blocks | +/- | |
| | | | M-A | M-A | M-A | OR DR TOT | PF FD | | | | | BS BA | | |
| 2 | Emanuel Miller | F 37:23 | 6-14 | 1-2 | 7-8 | 3 2 5 | 1 5 | 20 | 2 | 2 | 1 | 0 | 0 | |
| 8 | Ernest Udeh Jr. | C 20:04 | 0-1 | 0-0 | 2-2 | 1 3 4 | 3 2 | 2 | 0 | 1 | 2 | 1 | 4 | |
| 0 | Micah Peavy | G 33:40 | 4-11 | 1-4 | 1-1 | 2 3 5 | 3 2 | 10 | 2 | 2 | 1 | 1 | 0 | |
| 3 | Avery Anderson III | G 19:49 | 2-7 | 0-2 | 3-3 | 1 1 2 | 4 3 | 7 | 4 | 2 | 6 | 0 | 5 | |
| 11 | Trevian Terryson | G 34:34 | 9-12 | 6-8 | 0-0 | 0 1 1 | 2 0 | 24 | 3 | 0 | 3 | 0 | -1 | |
| 12 | Xavier Cork | 14:15 | 2-5 | 0-0 | 0-0 | 1 1 2 | 1 1 | 4 | 1 | 0 | 0 | 0 | -5 | |
| 4 | Jameer Nelson Jr. | 24:24 | 5-10 | 0-4 | 0-2 | 0 1 1 | 2 1 | 10 | 4 | 2 | 3 | 0 | 0 | |
| 5 | Chuck O'Bannon | 10:11 | | | | | | | | | | | | |

CAREER RECORDS

SCORING

| | | |
|-------------------------|-------|----------------|
| 1. Danny Manning | 2,951 | 1985-88 |
| 2. Nick Collison | 2,097 | 2000-03 |
| 3. Raef LaFrentz | 2,066 | 1995-98 |
| 4. Clyde Lovellette | 1,979 | 1950-52 |
| 5. Sherron Collins | 1,888 | 2007-10 |
| 6. Frank Mason III | 1,885 | 2014-17 |
| 7. Darnell Valentine | 1,821 | 1978-81 |
| 8. Keith Langford | 1,812 | 2002-05 |
| 9. Perry Ellis | 1,798 | 2013-16 |
| 10. Paul Pierce | 1,768 | 1996-98 |
| 11. Dave Robisch | 1,754 | 1969-71 |
| 12. Kirk Hinrich | 1,753 | 2000-03 |
| 13. Devonte' Graham | 1,750 | 2015-18 |
| 14. Kevin Pritchard | 1,692 | 1987-90 |
| 15. Ochai Agbaji | 1,652 | 2019-22 |
| 16. Mark Randall | 1,627 | 1987, 89-91 |
| 17. Wayne Simien | 1,593 | 2002-05 |
| 18. Tyshawn Taylor | 1,580 | 2009-12 |
| 19. Jeff Boschee | 1,560 | 1999-2002 |
| 20. Kenny Gregory | 1,555 | 1998-2001 |
| 21. Calvin Thompson | 1,548 | 1983-86 |
| 22. Drew Gooden | 1,526 | 2000-02 |
| 23. Ron Kelllogg | 1,508 | 1983-86 |
| 24. Bud Stallworth | 1,495 | 1970-72 |
| 25. Tony Guy | 1,488 | 1979-82 |
| 26. Brandon Rush | 1,477 | 2006-08 |
| 27. Jalen Wilson | 1,475 | 2020-23 |
| 28. Wilt Chamberlain | 1,433 | 1957-58 |
| 29. Richard Scott | 1,375 | 1991-94 |
| 30. Adonis Jordan | 1,373 | 1990-93 |
| 31. Marcus Morris | 1,371 | 2009-11 |
| 32. Mario Chalmers | 1,341 | 2006-08 |
| 33. Walter Wesley | 1,315 | 1964-66 |
| 34. Jo Jo White | 1,286 | 1966-69 |
| 35. Eric Chenowith | 1,281 | 1998-2001 |
| 36. Jerod Haase | 1,264 | 1995-97 |
| 37. Steve Woodberry | 1,240 | 1991-94 |
| 38. Scot Pollard | 1,209 | 1994-97 |
| 39. Greg Dreiling | 1,209 | 1984-86 |
| 40. Jacque Vaughn | 1,207 | 1994-97 |
| 41. Wayne Selden Jr. | 1,202 | 2014-16 |
| 42. Aaron Miles | 1,183 | 2002-05 |
| 43. Svi Mykhailiuk | 1,181 | 2015-18 |
| 44. Milt Newton | 1,166 | 1985, 87-89 |
| 45. Rick Suttle | 1,156 | 1973-75 |
| 46. Billy Thomas | 1,152 | 1995-98 |
| 47. David McCormack | 1,145 | 2019-22 |
| 48. Wayne Hightower | 1,128 | 1960-61 |
| 49. Lagerald Vick | 1,100 | 2016-19 |
| 50. Charlie Black | 1,082 | 1942-43, 46-47 |
| 51. Udoka Azubuike | 1,069 | 2017-20 |
| 52. Rex Walters | 1,064 | 1992-93 |
| 53. Otto Schnellbacher | 1,062 | 1943, 46-48 |
| 54. Kelly Knight | 1,057 | 1980, 82-84 |
| 55. Ryan Robertson | 1,055 | 1996-99 |
| 56. Nolen Ellison | 1,045 | 1961-63 |
| 57. Carl Henry | 1,044 | 1983-84 |
| 58. Cole Aldrich | 1,038 | 2008-10 |
| 59. Jerry Gardner | 1,030 | 1960-62 |
| 60. Bill Bridges | 1,028 | 1959-61 |
| 61. Thomas Robinson | 1,026 | 2010-12 |
| 62. Cedric Hunter | 1,022 | 1984-87 |
| 63. David Magley | 1,022 | 1979-82 |
| 64. Christian Braun | 1,018 | 2020-22 |
| 65. Rodger Bohnenstiehl | 1,006 | 1966-67-68 |
| 66. Norman Cook | 1,004 | 1974-75-76 |

FIELD GOAL PCT.

(Min. 500 attempts)

| | | | |
|--------------------|-----------|------|-------------|
| 1. Udoka Azubuike | 469-629 | 74.6 | 2017-20 |
| 2. Mark Randall | 643-1037 | 62.0 | 1987, 89-91 |
| 3. Richard Scott | 566-950 | 59.6 | 1991-94 |
| 4. Danny Manning | 1216-2049 | 59.3 | 1985-88 |
| 5. Darnell Jackson | 311-586 | 58.0 | 2005-08 |
| 6. Alonzo Jamison | 296-510 | 58.0 | 1990-92 |
| 7. Cole Aldrich | 391-681 | 57.4 | 2008-10 |
| 8. Greg Dreiling | 474-828 | 57.2 | 1984-86 |
| 9. Jeff Withey | 327-576 | 56.8 | 2010-13 |
| Sasha Kaun | 331-583 | 56.8 | 2005-08 |

REBOUNDS

| | | |
|----------------------|-------|-------------|
| 1. Danny Manning | 1,187 | 1985-88 |
| 2. Raef LaFrentz | 1,186 | 1995-98 |
| 3. Nick Collison | 1,143 | 2000-03 |
| 4. Bill Bridges | 1,081 | 1959-61 |
| 5. Eric Chenowith | 933 | 1998-2001 |
| 6. Drew Gooden | 905 | 2000-02 |
| 7. Wayne Simien | 884 | 2002-05 |
| 8. Wilt Chamberlain | 877 | 1957-58 |
| 9. Cole Aldrich | 860 | 2008-10 |
| 10. Scot Pollard | 850 | 1994-97 |
| 11. Clyde Lovellette | 839 | 1950-52 |
| 12. Perry Ellis | 834 | 2013-16 |
| 13. Dave Robisch | 815 | 1969-71 |
| 14. Jalen Wilson | 806 | 2020-23 |
| 15. Greg Ostertag | 770 | 1992-95 |
| 16. Thomas Robinson | 763 | 2010-12 |
| 17. Mark Randall | 723 | 1987, 89-91 |
| 18. Landen Lucas | 702 | 2014-17 |
| 19. Udoka Azubuike | 685 | 2017-20 |
| 20. David McCormack | 681 | 2019-22 |
| 21. Paul Mokeski | 680 | 1977-79 |
| 22. Marcus Morris | 676 | 2009-11 |
| 23. Paul Pierce | 676 | 1996-98 |
| 24. Markieff Morris | 662 | 2009-11 |
| 25. Greg Dreiling | 650 | 1984-86 |
| 26. Roger Brown | 640 | 1969-71 |

ASSISTS

(started 1974-75)

| | | |
|-----------------------|-----|--------------|
| 1. Aaron Miles | 954 | 2002-05 |
| 2. Jacque Vaughn | 804 | 1994-97 |
| 3. Cedric Hunter | 684 | 1984-87 |
| 4. Kirk Hinrich | 668 | 2000-03 |
| 5. Devonte' Graham | 632 | 2015-18 |
| 6. Darnell Valentine | 609 | 1978-81 |
| 7. Frank Mason III | 576 | 2014-17 |
| 8. Tyshawn Taylor | 575 | 2009-12 |
| 9. Adonis Jordan | 568 | 1990-93 |
| 10. Dajuan Harris Jr. | 561 | 2021-present |
| 11. Sherron Collins | 552 | 2007-10 |
| 12. Russell Robinson | 500 | 2005-08 |
| 13. Kevin Pritchard | 499 | 1987-90 |
| 14. Ryan Robertson | 485 | 1996-99 |
| 15. Mark Turgeon | 437 | 1984-87 |
| 16. Jeff Boschee | 425 | 1999-2002 |
| 17. Mario Chalmers | 420 | 2006-08 |
| 18. Elijah Johnson | 399 | 2010-13 |
| 19. Steve Woodberry | 361 | 1991-94 |
| 20. Marcus Garrett | 351 | 2018-21 |
| 21. Jerod Haase | 343 | 1995-97 |
| 22. Danny Manning | 342 | 1985-88 |
| 23. Tony Guy | 327 | 1979-82 |

3-POINT FIELD GOALS MADE

(started 1986-87)

| | | |
|----------------------|-----|-----------|
| 1. Jeff Boschee | 338 | 1999-2002 |
| 2. Devonte' Graham | 296 | 2015-18 |
| 3. Billy Thomas | 269 | 1995-98 |
| 4. Ochai Agbaji | 250 | 2019-22 |
| 5. Svi Mykhailiuk | 237 | 2015-18 |
| 6. Kirk Hinrich | 236 | 2000-03 |
| 7. Sherron Collins | 232 | 2007-10 |
| 8. Brandon Rush | 205 | 2006-08 |
| 9. Terry Brown | 200 | 1990-91 |
| 10. Frank Mason III | 185 | 2014-17 |
| 11. Mario Chalmers | 180 | 2006-08 |
| 12. Adonis Jordan | 179 | 1990-93 |
| 13. Tyrel Reed | 176 | 2008-11 |
| 14. Lagerald Vick | 167 | 2016-19 |
| 15. Wayne Selden Jr. | 162 | 2014-16 |
| 16. Jerod Haase | 156 | 1995-97 |
| 17. Kevin Pritchard | 154 | 1987-90 |
| 18. Rex Walters | 151 | 1992-93 |
| 19. Elijah Johnson | 147 | 2010-13 |
| 20. Ryan Robertson | 144 | 1996-99 |
| 21. Jalen Wilson | 141 | 2020-23 |
| 22. J.R. Giddens | 137 | 2004-05 |

3-POINT FIELD GOAL ATTEMPTS

(started 1986-87)

| | | |
|---------------------|-----|-----------|
| 1. Jeff Boschee | 843 | 1999-2002 |
| 2. Devonte' Graham | 723 | 2015-18 |
| 3. Billy Thomas | 691 | 1995-98 |
| 4. Ochai Agbaji | 670 | 2019-22 |
| 5. Sherron Collins | 615 | 2007-10 |
| 6. Svi Mykhailiuk | 579 | 2015-18 |
| 7. Kirk Hinrich | 546 | 2000-03 |
| 8. Terry Brown | 485 | 1990-91 |
| 9. Brandon Rush | 471 | 2006-08 |
| 10. Jerod Haase | 461 | 1995-97 |
| 11. Jalen Wilson | 443 | 2020-23 |
| Wayne Selden Jr. | 443 | 2014-16 |
| 13. Frank Mason III | 440 | 2014-17 |
| 14. Adonis Jordan | 437 | 1990-93 |
| 15. Tyrel Reed | 433 | 2008-11 |
| 16. Elijah Johnson | 430 | 2010-13 |
| Mario Chalmers | 430 | 2006-08 |
| 18. Lagerald Vick | 412 | 2016-19 |
| 19. Kevin Pritchard | 379 | 1987-90 |
| 20. Sean Pearson | 371 | 1993-96 |
| 21. J.R. Giddens | 369 | 2004-05 |
| 22. Rex Walters | 361 | 1992-93 |
| 23. Christian Braun | 357 | 2020-22 |
| 24. Ryan Robertson | 354 | 1996-99 |
| 25. Tyshawn Taylor | 324 | 2009-12 |

3-POINT FIELD GOAL PCT.

(Min. 200 attempts; started 1986-87)

| | | | |
|-----------------------|---------|------|---------|
| 1. Milt Newton | 100-224 | 44.6 | 1987-89 |
| 2. Jeff Guedner | 90-205 | 43.9 | 1987-90 |
| 3. Brandon Rush | 205-471 | 43.5 | 2005-08 |
| 4. Kirk Hinrich | 236-546 | 43.2 | 2000-03 |
| 5. Steve Woodberry | 126-298 | 42.3 | 1991-94 |
| 6. Frank Mason III | 185-440 | 42.0 | 2014-17 |
| 7. Mario Chalmers | 180-430 | 41.9 | 2005-08 |
| 8. Rex Walters | 151-361 | 41.8 | 1992-93 |
| 9. Malik Newman | 85-205 | 41.5 | 2018 |
| 10. Brady Morningstar | 116-281 | 41.3 | 2007-11 |
| 11. Terry Brown | 200-485 | 41.2 | 1990-91 |
| 12. Devonte' Graham | 296-723 | 40.9 | 2015-18 |
| Svi Mykhailiuk | 237-579 | 40.9 | 2015-18 |
| Adonis Jordan | 179-437 | 40.9 | 1990-93 |
| 15. Ryan Robertson | 144-354 | 40.7 | 1996-99 |
| 16. Tyrel Reed | 176-433 | 40.6 | 2008-11 |
| Kevin Pritchard | 154-379 | 40.6 | 1987-90 |
| 18. Lagerald Vick | 167-412 | 40.5 | 2016-19 |
| 19. Jeff Boschee | 338-843 | 40.1 | 1999-02 |
| 20. Keith Langford | 102-257 | 39.7 | 2002-05 |
| 21. Billy Thomas | 269-691 | 38.9 | 1995-98 |
| 22. Jacque Vaughn | 105-274 | 38.3 | 1994-97 |
| 23. Christian Braun | 135-357 | 37.8 | 2020-22 |
| 24. Sherron Collins | 232-655 | 37.7 | 2007-10 |

STEALS

(started 1975-76)

| | | |
|-----------------------|-----|--------------|
| 1. Darnell Valentine | 336 | 1978-81 |
| 2. Mario Chalmers | 283 | 2006-08 |
| 3. Aaron Miles | 264 | 2002-05 |
| 4. Danny Manning | 250 | 1985-88 |
| 5. Russell Robinson | 247 | 2005-08 |
| 6. Kirk Hinrich | 206 | 2000-03 |
| 7. Devonte' Graham | 197 | 2015-18 |
| 8. Kevin Pritchard | 190 | 1987-90 |
| 9. Nick Bradford | 187 | 1997-2000 |
| 10. Dajuan Harris Jr. | 183 | 2021-present |
| 11. Marcus Garrett | 181 | 2018-21 |
| Adonis Jordan | 181 | 1990-93 |
| 13. Alonzo Jamison | 175 | 1990-92 |
| 14. Jerod Haase | 174 | 1995-97 |
| 15. Tyshawn Taylor | 172 | 2009-12 |
| 16. Frank Mason III | 165 | 2014-17 |
| 17. Jeff Boschee | 161 | 1999-2002 |
| Tony Guy | 161 | 1979-82 |
| 19. Jacque Vaughn | 160 | 1994-97 |
| 20. Steve Woodberry | 160 | 1991-94 |
| 21. Cedric Hunter | 157 | 1984-87 |
| 22. Nick Collison | 155 | 2000-03 |
| 23. Paul Pierce | 147 | 1996-98 |
| 24. Sherron Collins | 145 | 2007-10 |

BLOCKED SHOTS

(started 1974-75)

| | | |
|----------------------|-----|----------------|
| 1. Jeff Withey | 311 | 2010-13 |
| 2. Greg Ostertag | 258 | 1992-95 |
| 3. Cole Aldrich | 253 | 2008-10 |
| 4. Nick Collison | 243 | 2000-03 |
| 5. Eric Chenowith | 242 | 1998-2001 |
| 6. Scot Pollard | 218 | 1994-97 |
| 7. Danny Manning | 200 | 1985-88 |
| 8. Udoka Azubuike | 172 | 2017-20 |
| 9. Mitch Lightfoot | 156 | 2017-22 |
| 10. John Crawford | 155 | 1978-81 |
| 11. Sasha Kaun | 150 | 2005-08 |
| 12. Donnie Von Moore | 147 | 1974-75, 77-78 |
| 13. Raef LaFrentz | 138 | 1995-98 |
| Greg Dreiling | 138 | 1984-86 |
| 15. Paul Mokeski | 136 | 1976-79 |
| 16. Jamari Traylor | 126 | 2013-16 |
| 17. B.J. Williams | 112 | 1994-97 |
| 18. Darrell Arthur | 109 | 2007-08 |
| 19. Drew Gooden | 107 | 2000-02 |
| 20. Patrick Richey | 106 | 1991-94 |
| 21. Markieff Morris | 103 | 2009-11 |
| 22. Paul Pierce | 98 | 1996-98 |

DOUBLE-DOUBLES

| | | |
|--------------------|----|-----------|
| 1. Raef LaFrentz | 56 | 1995-98 |
| 2. Danny Manning | 45 | 1985-88 |
| Dave Robisch | 45 | 1969-71 |
| 4. Drew Gooden | 44 | 2000-02 |
| 5. Wayne Simien | 38 | 2002-05 |
| 6. Cole Aldrich | 37 | 2008-10 |
| Nick Collison | 37 | 2000-03 |
| 8. Thomas Robinson | 32 | 2009-11 |
| 9. Jalen Wilson | 28 | 2020-23 |
| 10. Udoka Azubuike | 22 | 2017-20 |
| Dedric Lawson | 22 | 2019 |
| 12. Eric Chenowith | 21 | 1998-2001 |

CONSECUTIVE GAMES STARTED

| | | |
|---------------------|-----|---------|
| 1. Danny Manning | 141 | 1985-88 |
| 2. Raef LaFrentz | 116 | 1995-98 |
| 3. Frank Mason III | 110 | 2014-17 |
| Aaron Miles | 110 | 2002-05 |
| 5. Wayne Selden Jr. | 101 | 2014-16 |
| 6. Jacque Vaughn | 100 | 1994-97 |
| 7. Ochai Agbaji | 98 | 2019-22 |
| Keith Langford | 98 | 2002-05 |
| 9. Cedric Hunter | 89 | 1984-87 |
| 10. Jo Jo White | 84 | 1966-69 |
| 11. Devonte' Graham | 82 | 2015-18 |
| 12. Greg Dreiling | 78 | 1984-86 |
| 13. Kirk Hinrich | 73 | 2000-03 |

MINUTES PLAYED

| | | |
|-----------------------|-------|-----------|
| 1. Danny Manning | 4,961 | 1985-88 |
| 2. Devonte' Graham | 4,498 | 2015-18 |
| 3. Frank Mason III | 4,347 | 2014-17 |
| 4. Kirk Hinrich | 4,187 | 2000-03 |
| 5. Jeff Boschee | 4,109 | 1999-2002 |
| 6. Sherron Collins | 4,071 | 2007-10 |
| 7. Tyshawn Taylor | 4,039 | 2009-12 |
| 8. Kevin Pritchard | 3,982 | 1987-90 |
| 9. Ochai Agbaji | 3,978 | 2019-22 |
| 10. Tony Guy | 3,911 | 1979-82 |
| 11. Darnell Valentine | 3,906 | 1978-81 |

GAMES PLAYED

| | | |
|--------------------|-----|---------|
| 1. Mitch Lightfoot | 168 | 2017-22 |
| 2. Danny Manning | 147 | 1985-88 |
| 3. Tyshawn Taylor | 146 | 2009-12 |
| 4. Frank Mason III | 145 | 2014-17 |
| 5. Jamari Traylor | 143 | 2013-16 |
| Sherron Collins | 143 | 2007-10 |
| 7. Devonte' Graham | 142 | 2015-18 |
| Nick Collison | 142 | 2000-03 |
| Ryan Robertson | 142 | 1996-99 |
| 10. Kirk Hinrich | 141 | 2000-03 |

SINGLE SEASON RECORDS - INDIVIDUAL

| POINTS | |
|--------------------------------------|-----|
| 1. Danny Manning (1988) | 942 |
| 2. Clyde Lovellette (1952) | 886 |
| 3. Danny Manning (1987) | 860 |
| 4. Wilt Chamberlain (1957) | 800 |
| 5. Paul Pierce (1998) | 777 |
| 6. Frank Mason III (2017) | 753 |
| 7. Drew Gooden (2002) | 734 |
| 8. Ochai Agbaji (2022) | 732 |
| 9. Jalen Wilson (2023) | 723 |
| 10. Nick Collison (2003) | 702 |

Kevin McCullar Jr. (2024) 297

| POINTS PER GAME | |
|--------------------------------------|------|
| 1. Wilt Chamberlain (1958) | 30.1 |
| 2. Wilt Chamberlain (1957) | 29.6 |
| 3. Clyde Lovellette (1952) | 28.6 |
| 4. Dave Robisch (1970) | 26.5 |
| 5. Bud Stallworth (1972) | 25.3 |
| 6. Danny Manning (1988) | 24.8 |
| 7. Danny Manning (1987) | 23.9 |
| 8. Walter Wesley (1965) | 23.5 |
| 9. Clyde Lovellette (1951) | 22.8 |
| 10. Wayne Hightower (1960) | 21.8 |

Kevin McCullar Jr. (2024) 19.8

| REBOUNDS | |
|--------------------------------------|-----|
| 1. Wilt Chamberlain (1957) | 510 |
| 2. Thomas Robinson (2012) | 463 |
| 3. Drew Gooden (2002) | 423 |
| 4. Clyde Lovellette (1952) | 410 |
| 5. Cole Aldrich (2009) | 387 |
| 6. Bill Bridges (1960) | 385 |
| 7. Nick Collison (2003) | 380 |
| 8. Dedric Lawson (2019) | 371 |
| 9. Wilt Chamberlain (1958) | 367 |
| 10. Cole Aldrich (2010) | 354 |

Hunter Dickinson (2024) 178

| REBOUNDS PER GAME | |
|---|-------------|
| 1. Wilt Chamberlain (1957) | 18.9 |
| 2. Wilt Chamberlain (1958) | 17.5 |
| 3. Bill Bridges (1961) | 14.1 |
| 4. Bill Bridges (1960) | 13.8 |
| 5. Bill Bridges (1959) | 13.7 |
| 6. Clyde Lovellette (1952) | 13.2 |
| 7. Hunter Dickinson (2024) | 11.9 |
| 8. Dave Robisch (1970) | 12.1 |
| 9. Thomas Robinson (2012) | 11.9 |
| 10. Wayne Hightower (1961) | 11.6 |

| DOUBLE-DOUBLES | |
|-------------------------------------|----|
| 1. Thomas Robinson (2012) | 27 |
| 2. Drew Gooden (2002) | 25 |
| 3. Dedric Lawson (2019) | 22 |
| 4. Cole Aldrich (2009) | 21 |
| 5. Raef LaFrentz (1997) | 21 |
| 6. Raef LaFrentz (1998) | 19 |
| 7. Dave Robisch (1970) | 19 |
| 8. Danny Manning (1987) | 18 |
| 9. Dave Robisch (1971) | 17 |
| 10. Wayne Simien (2005) | 16 |
| Nick Collison (2003) | 16 |

Hunter Dickinson (2024) 9

| ASSISTS | |
|--|------------|
| 1. Devonte' Graham (2018) | 282 |
| 2. Cedric Hunter (1986) | 278 |
| 3. Aaron Miles (2002) | 252 |
| 4. Ryan Robertson (1998) | 248 |
| 5. Aaron Miles (2003) | 244 |
| 6. Aaron Miles (2004) | 242 |
| 7. Jacque Vaughn (1995) | 238 |
| 8. Kirk Hinrich (2001) | 229 |
| 9. Dajuan Harris Jr. (2023) | 224 |
| 10. Jacque Vaughn (1996) | 223 |

Dajuan Harris Jr. (2024) 106

| STEALS | |
|---|----|
| 1. Mario Chalmers (2008) | 97 |
| 2. Mario Chalmers (2007) | 97 |
| 3. Darnell Valentine (1981) | 92 |
| 4. Aaron Miles (2003) | 91 |
| 5. Darnell Valentine (1979) | 91 |
| 6. Mario Chalmers (2006) | 89 |
| 7. Alonzo Jamison (1992) | 83 |
| 8. 3x (last Alonzo Jamison, 1991) | 80 |
| 9. Dajuan Harris Jr. (2023) | 78 |

Kevin McCullar Jr. (2024) 23

| BLOCKED SHOTS | |
|-------------------------------------|-----|
| 1. Jeff Withey (2013) | 146 |
| 2. Jeff Withey (2012) | 140 |
| 3. Cole Aldrich (2010) | 125 |
| 4. Greg Ostertag (1994) | 97 |
| 5. Cole Aldrich (2009) | 94 |
| 6. Greg Ostertag (1995) | 91 |
| 7. Scot Pollard (1996) | 84 |
| 8. Nick Collison (2002) | 83 |
| 9. Udoka Azubuike (2020) | 80 |
| 10. Eric Chenoweth (1999) | 78 |
| 11. Nick Collison (2003) | 74 |

Hunter Dickinson (2024) 17

| FIELD GOALS MADE | |
|--------------------------------------|-----|
| 1. Danny Manning (1988) | 381 |
| 2. Clyde Lovellette (1952) | 352 |
| 3. Danny Manning (1987) | 347 |
| 4. Paul Pierce (1998) | 287 |
| 5. Drew Gooden (2002) | 285 |
| 6. Nick Collison (2003) | 281 |
| 7. Danny Manning (1986) | 279 |
| 8. Bud Stallworth (1972) | 277 |
| 9. Wilt Chamberlain (1957) | 275 |

Hunter Dickinson (2024) 119

| FIELD GOALS ATTEMPTED | |
|--------------------------------------|-----|
| 1. Clyde Lovellette (1952) | 742 |
| 2. Danny Manning (1988) | 653 |
| 3. Bud Stallworth (1972) | 620 |
| 4. Wilt Chamberlain (1957) | 588 |
| 5. Jalen Wilson (2023) | 575 |
| 6. Drew Gooden (2002) | 566 |
| 7. Danny Manning (1987) | 562 |
| 8. Paul Pierce (1998) | 559 |
| 9. Clyde Lovellette (1951) | 554 |
| 10. Ochai Agbaji (2022) | 542 |

Kevin McCullar Jr. (2024) 198

| FIELD GOAL PCT. (MIN 175 ATT.) | |
|---|-------------|
| 1. Udoka Azubuike (2018) | 77.0 |
| 2. Udoka Azubuike (2020) | 74.8 |
| 3. Mark Randall (1989) | 64.6 |
| 4. Mark Randall (1991) | 64.3 |
| 5. Richard Scott (1992) | 63.9 |
| 6. Landen Lucas (2017) | 63.1 |
| 7. Darnell Jackson (2008) | 62.6 |
| 8. KJ Adams Jr. (2023) | 62.2 |
| 9. Sasha Kaun (2008) | 61.9 |
| 10. Danny Manning (1987) | 61.7 |

| FREE THROWS MADE | |
|--------------------------------------|-----|
| 1. Wilt Chamberlain (1957) | 250 |
| 2. Wayne Hightower (1960) | 193 |
| 3. Frank Mason III (2017) | 189 |
| 4. Dave Robisch (1970) | 189 |
| 5. Clyde Lovellette (1952) | 182 |
| 6. Wilt Chamberlain (1958) | 177 |
| 7. Andrew Wiggins (2014) | 176 |
| 8. Danny Manning (1988) | 171 |
| 9. Dedric Lawson (2019) | 167 |
| 10. Devonte' Graham (2018) | 167 |
| Wayne Simien (2004) | 167 |

Kevin McCullar Jr. (2024) 81

| FREE THROWS ATTEMPTED | |
|--------------------------------------|-----|
| 1. Wilt Chamberlain (1957) | 399 |
| 2. Wilt Chamberlain (1958) | 292 |

| | |
|--------------------------------------|-----|
| 3. Wayne Hightower (1960) | 285 |
| 4. Walter Wesley (1966) | 262 |
| 5. Dave Robisch (1970) | 254 |
| 6. Clyde Lovellette (1952) | 250 |
| 7. Thomas Robinson (2012) | 239 |
| 8. Frank Mason III (2017) | 238 |
| 9. B. H. Born (1953) | 234 |
| 10. Danny Manning (1988) | 233 |
| Dave Robisch (1971) | 233 |

FREE THROW PCT. (MIN. 75 ATT.)

| | |
|-------------------------------------|------|
| 1. Steve Woodberry (1993) | 87.9 |
| 2. Rex Walters (1993) | 87.3 |
| 3. Ryan Robertson (1999) | 87.1 |
| 4. Al Kelley (1954) | 86.2 |
| 5. Calvin Thompson (1984) | 85.9 |
| 6. Sherron Collins (2010) | 85.5 |
| 7. Grady Dick (2023) | 85.4 |
| 8. Ron Kellogg (1986) | 84.3 |
| Kirk Hinrich (2003) | 84.3 |

Kevin McCullar Jr. (2024) 83.5

3-POINT FIELD GOALS MADE

| | |
|-------------------------------------|-----|
| 1. Svi Mykhailiuk (2018) | 115 |
| 2. Terry Brown (1991) | 111 |
| 3. Devonte' Graham (2018) | 110 |
| 4. Jeff Boschee (2002) | 110 |
| 5. Billy Thomas (1998) | 105 |
| 6. Ochai Agbaji (2022) | 103 |
| 7. Devonte' Graham (2017) | 94 |
| 8. Kirk Hinrich (2003) | 89 |
| 9. Terry Brown (1990) | 89 |
| 10. Malik Newman (2018) | 85 |

3-POINT FIELD GOALS ATTEMPTED

| | |
|-------------------------------------|-----|
| 1. Terry Brown (1991) | 277 |
| 2. Devonte' Graham (2018) | 271 |
| 3. Billy Thomas (1998) | 262 |
| 4. Svi Mykhailiuk (2018) | 259 |
| 5. Ochai Agbaji (2022) | 252 |
| 6. Devonte' Graham (2017) | 242 |
| 7. Jeff Boschee (2002) | 237 |
| 8. Jeff Boschee (1999) | 222 |
| 9. Kirk Hinrich (2003) | 219 |
| 10. Terry Brown (1990) | 208 |
| Jalen Wilson (2023) | 208 |

3-PT FIELD GOAL PCT. (MIN. 80 ATT)

| | |
|-------------------------------------|------|
| 1. Kirk Hinrich (2001) | 50.5 |
| 2. Aaron Miles (2005) | 50.0 |
| 3. Jeff Gueldner (1990) | 48.6 |
| 4. Kirk Hinrich (2002) | 47.8 |
| 5. Tyrel Reed (2010) | 47.3 |
| 6. Brandon Rush (2006) | 47.2 |
| 7. Frank Mason III (2017) | 47.1 |
| 8. Mario Chalmers (2008) | 46.8 |
| 9. Jeff Boschee (2002) | 46.4 |

MINUTES PLAYED

| | |
|-------------------------------------|-------|
| 1. Devonte' Graham (2018) | 1,435 |
| 2. Ochai Agbaji (2022) | 1,368 |
| 3. Danny Manning (1988) | 1,336 |
| 4. Tyshawn Taylor (2012) | 1,303 |
| 5. Frank Mason III (2017) | 1,301 |
| 6. Jalen Wilson (2023) | 1,273 |
| 7. Frank Mason III (2016) | 1,272 |
| 8. Devonte' Graham (2017) | 1,269 |
| 9. Danny Manning (1986) | 1,256 |
| 10. Elijah Johnson (2012) | 1,254 |

MINUTES PER GAME

| | |
|---------------------------------------|------|
| 1. Tony Guy (1982) | 39.4 |
| 2. David Magley (1982) | 39.0 |
| 3. Clinton Johnson (1976) | 38.2 |
| 4. Wilmore Fowler (1979) | 37.9 |
| 5. Devonte' Graham (2018) | 37.8 |
| 6. Darnell Valentine (1981) | 37.1 |
| 7. John Douglas (1977) | 36.4 |
| 8. Carl Henry (1983) | 36.2 |
| 9. Tony Guy (1981) | 36.2 |
| 10. Frank Mason III (2017) | 36.1 |

Dajuan Harris Jr. (2024) 35.5

SINGLE-SEASON TEAM RECORDS

| POINTS PER GAME | | | | |
|--------------------------|-------------|-----------|-------------|--|
| YEAR | PTS | GMS | AVG | |
| 1. 1989-90 | 3223 | 35 | 92.1 | |
| 2. 2001-02 | 3365 | 37 | 90.9 | |
| 3. 1988-89 | 2758 | 31 | 89.0 | |
| 4. 1996-97 | 3058 | 36 | 84.9 | |
| 5. 1997-98 | 3300 | 39 | 84.6 | |
| -- | | | | |
| 2023-24 | 1178 | 15 | 78.5 | |

| FIELD GOAL PCT. | | | | |
|--------------------------|------------|------------|-------------|--|
| YEAR | FGs | FGAs | FG% | |
| 1. 1985-86 | 1260 | 2266 | 55.6 | |
| 2. 1984-95 | 1019 | 1898 | 53.7 | |
| 3. 1989-90 | 1204 | 2258 | 53.3 | |
| 4. 1988-89 | 1024 | 1925 | 53.2 | |
| -- | | | | |
| 2023-24 | 439 | 866 | 50.7 | |

| 3-POINT FIELD GOALS MADE | | |
|--------------------------|-----------|--|
| YEAR | 3FGs | |
| 1. 2017-18 | 391 | |
| 2. 2016-17 | 318 | |
| 3. 2015-16 | 304 | |
| 4. 2021-22 | 286 | |
| 5. 2010-11 | 271 | |
| 2007-08 | 271 | |
| -- | | |
| 2023-24 | 99 | |

| 3-POINT FIELD GOAL ATTEMPTS | | |
|-----------------------------|------------|--|
| YEAR | 3FGAs | |
| 1. 2017-18 | 974 | |
| 2. 2016-17 | 787 | |
| 3. 2021-22 | 792 | |
| 4. 2018-19 | 743 | |
| 5. 2015-16 | 728 | |
| 6. 2022-23 | 724 | |
| 7. 2010-11 | 710 | |
| -- | | |
| 2023-24 | 270 | |

| 3-POINT FIELD GOAL PCT. | | | |
|--------------------------|-----------|------------|-------------|
| YEAR | 3FGs | 3FGAs | 3FG% |
| 1. 1989-90 | 230 | 531 | 43.3 |
| 2. 2015-16 | 304 | 728 | 41.8 |
| 3. 2001-02 | 224 | 536 | 41.8 |
| 4. 1988-89 | 143 | 344 | 41.6 |
| 5. 1992-93 | 215 | 527 | 40.8 |
| -- | | | |
| 2023-24 | 99 | 270 | 36.7 |

| ASSISTS PER GAME | | | | |
|-----------------------------|------------|-----------|-------------|--|
| YEAR | AST | GMS | AVG | |
| 1. 1989-90 | 763 | 35 | 21.8 | |
| 2. 2023-24 | 318 | 15 | 21.2 | |
| 3. 1985-86 | 814 | 39 | 20.9 | |
| 4. 2001-02 | 767 | 37 | 20.7 | |
| 5. 1988-89 | 620 | 31 | 20.0 | |
| 6. 2000-01 | 641 | 33 | 19.4 | |
| 1984-85 | 660 | 34 | 19.4 | |

| STEALS PER GAME | | | | |
|--------------------------|------------|-----------|------------|--|
| YEAR | STL | GMS | AVG | |
| 1. 2002-03 | 373 | 38 | 9.8 | |
| 2. 2005-06 | 323 | 33 | 9.8 | |
| 3. 1996-97 | 351 | 36 | 9.8 | |
| 4. 2001-02 | 357 | 37 | 9.7 | |
| 5. 1990-91 | 325 | 35 | 9.3 | |
| -- | | | | |
| 2023-24 | 111 | 15 | 7.4 | |

| OPPONENT FIELD GOAL PCT. | | |
|---|----------|--|
| <i>(since 1985-86 [shot clock era])</i> | | |
| YEAR | OPP. FG% | |
| 1. 2012-13 | 36.1 | |
| 2. 2005-06 | | |

THE LAST TIME...

| | | |
|---|--|-------------------------------------|
| A TEAM SCORED 100+ POINTS IN A GAME | | |
| KU | 102 (W, 102-83) | vs. Kansas State, 2-22-22 |
| Opp. | 102 (L, 90-102) | by Gonzaga, 11-26-20 |
| A TEAM SCORED 50 OR FEWER POINTS IN A GAME | | |
| KU | 50 (L, 50-64) | vs. Tennessee, 11-25-22 |
| Opp. | 50 (W, 76-50) | by Miami, 3-27-22 |
| A TEAM SCORED 90+ POINTS IN ALLEN FIELDHOUSE | | |
| KU | 99 (W, 99-61) | vs. Manhattan College, 11-10-23 |
| Opp. | 91 (W, 94-91 2OT) | by Texas Tech, 1-24-22 |
| A TEAM SCORED 60 OR FEWER POINTS IN ALLEN FIELDHOUSE | | |
| KU | 60 (L, 60-83) | vs. TCU, 1-21-23 |
| Opp. | 60 (W, 75-60) | by Yale, 12-22-23 |
| A TEAM SCORED 90 POINTS IN A LOSS | | |
| KU | 90 (90-102) | vs. Gonzaga, 11-26-20 |
| Opp. | 91 (W, 94-91 2OT) | by Texas Tech, 1-24-22 |
| A TEAM SCORED 60 OR FEWER POINTS IN A VICTORY | | |
| KU | 59 (W, 59-41) | at Kansas State, 2-17-21 |
| Opp. | 56 (L, 55-56) | by Villanova, 11-21-19 |
| A TEAM HAD 5+ PLAYERS SCORE IN DOUBLE FIGURES | | |
| KU | Dickinson (18), McCullar (15), Furphy (15), Adams (14), Braun (10) | vs. Manhattan College, 11-10-23 |
| Opp. | Jolly (14), Myers (14), Clayton (13), Joseph (10), Joiner (10) | by Iona, 11-28-21 |
| A TEAM WON A GAME BY 25+ POINTS | | |
| KU | +38 (99-61) | vs. Manhattan College, 11-10-23 |
| Opp. | +34 (51-85) | by USC, 3-22-21 |
| A TEAM WON A GAME BY 50+ POINTS | | |
| KU | +55 (112-57) | vs. Monmouth, 11-15-19 |
| Opp. | | Never |
| A TEAM WON AN OVERTIME GAME (SINGLE-OVERTIME) | | |
| KU | 69-68 | vs. Wisconsin, 11-24-22 |
| Opp. | 83-82 | by Kansas State, 1-17-23 |
| A TEAM WON A DOUBLE-OVERTIME GAME | | |
| KU | 94-91 | vs. Texas Tech, 1-24-22 |
| Opp. | 80-79 | by Texas Tech, 2-14-05 |
| A TEAM WON A TRIPLE-OVERTIME GAME | | |
| KU | 109-106 | vs. Oklahoma, 1-4-16 |
| Opp. | 76-73 | by Oklahoma State, 2-4-81 |
| A TEAM SHOT 60% FG IN A GAME | | |
| KU | 60.0% (36-60) | vs. Chaminade, 11-20-23 |
| Opp. | 64.5% (40-62) | by Gonzaga, 11-26-20 |
| A TEAM SHOT 30% OR WORSE FG IN A GAME | | |
| KU | 29.0% (18-62) | vs. USC, 3-22-21 |
| Opp. | 27.9% (19-68) | by West Virginia, 2-19-22 |
| A TEAM MADE 12+ 3-POINT FG IN A GAME | | |
| KU | 13 | vs. North Carolina Central, 11-6-23 |
| Opp. | 12 | by Kentucky, 11-14-23 |
| A TEAM DID NOT MAKE A 3-POINT FG IN A GAME | | |
| KU | 0-8 | vs. TCU, 3-12-15 |
| Opp. | 0-9 | by Stanford, 3-23-14 |
| A TEAM SHOT 60% 3-POINT FG IN A GAME (min. 10) | | |
| KU | 62.5% (15-24) | vs. Kansas State, 2-22-22 |
| Opp. | 61.1% (11-18) | by USC, 3-22-21 |
| A TEAM MADE 30+ FREE THROWS IN A GAME | | |
| KU | 31 | vs. Oklahoma, 1-10-23 |
| Opp. | 30 | by Stanford, 12-3-16 |
| A TEAM MADE 5 OR FEWER FREE THROWS IN A GAME | | |
| KU | 4 | vs. Texas, 3-11-23 |
| Opp. | 4 | by Oklahoma, 2-11-23 |

| | | |
|---|--|------------------------------------|
| A TEAM ATTEMPTED 40+ FREE THROWS IN A GAME | | |
| KU | 44 | vs. West Virginia, 2-13-17 |
| Opp. | 47 | by West Virginia, 1-12-16 |
| A TEAM SHOT 90% OR BETTER FREE THROWS IN A GAME | | |
| KU | 100.0 (12-12) | vs. Yale, 12-22-23 |
| Opp. | 90.9 (10-11) | by TCU, 3-3-22 |
| A TEAM SHOT 40% OR WORSE FREE THROWS IN A GAME | | |
| KU | 40.0% (4-10) | at Villanova, 11-21-19 |
| Opp. | 35.7% (4-17) | by Oklahoma, 2-11-23 |
| A TEAM HAD 25+ OFFENSIVE REBOUNDS IN A GAME | | |
| KU | 28 | vs. Fort Hays State, 12-10-03 |
| Opp. | 26 | by Baylor, 1-12-19 |
| A TEAM HAD 5 OR FEWER OFFENSIVE REBOUNDS IN A GAME | | |
| KU | 5 | vs. UConn, 12-1-23 |
| Opp. | 4 | by West Virginia, 3-9-23 |
| A TEAM HAD 30+ DEFENSIVE REBOUNDS IN A GAME | | |
| KU | 34 | vs. Wichita State, 12-30-23 |
| Opp. | 31 | by Wichita State, 12-30-23 |
| A TEAM HAD 40+ DEFENSIVE REBOUNDS IN A GAME | | |
| KU | 40 | vs. Tennessee, 11-22-23 |
| Opp. | 41 | by Oklahoma, 1-4-16 |
| A TEAM HAD 50+ TOTAL REBOUNDS IN A GAME | | |
| KU | 50 | vs. Wisconsin, 11-24-22 |
| Opp. | 55 | by North Carolina, 4-4-22 |
| A TEAM HAD 60+ TOTAL REBOUNDS IN A GAME | | |
| KU | 60 | vs. Oklahoma, 1-4-16 |
| Opp. | | Never |
| A TEAM HAD 25 OR FEWER TOTAL REBOUNDS IN A GAME | | |
| KU | 24 | at Texas Tech, 1-8-22 |
| Opp. | 25 | by Missouri, 12-9-23 |
| A TEAM OUT-REBOUNDED ITS OPPONENT BY 15+ | | |
| KU | +17 (42-25) | vs. Missouri, 12-9-23 |
| Opp. | +18 (45-27) | by Tennessee, 11-25-22 |
| A TEAM OUT-REBOUNDED ITS OPPONENT BY 20+ | | |
| KU | +21 (48-27) | vs. West Virginia, 3-10-22 |
| Opp. | +20 (55-35) | by North Carolina, 4-4-22 |
| A TEAM OUT-REBOUNDED ITS OPPONENT BY 30+ | | |
| KU | +30 (61-31) | vs. Alcorn State, 12-2-09 |
| Opp. | | Never |
| 3+ PLAYERS WITH 10+ REBOUNDS IN A GAME | | |
| KU | J. Wilson (13), C. Braun (11), D. McCormack (10) | vs. Texas, 3-5-22 |
| Opp. | A. Bacot (15), B. Manek (13), R.J. Davis (12) | of North Carolina, 4-4-22 |
| 2 PLAYERS WITH A DOUBLE-DOUBLE IN SAME GAME | | |
| KU | H. Dickinson (30p, 11r), K. Adams Jr. (18p, 10r) | vs. TCU, 1-6-24 |
| Opp. | B. Manek (13p, 13r), A. Bacot (15p, 15r), R.J. Davis (15p, 12r) | of North Carolina, 4-4-22 |
| 3 PLAYERS WITH A DOUBLE-DOUBLE IN SAME GAME | | |
| KU | J. Wilson (17p, 13r), D. McCormack (22p, 10r), C. Braun (13p, 11r) | vs. Texas, 3-5-22 |
| Opp. | B. Manek (13p, 13r), A. Bacot (15p, 15r), R.J. Davis (15p, 12r) | of North Carolina, 4-4-22 |
| A PLAYER WITH A TRIPLE-DOUBLE IN A GAME | | |
| KU | Kevin McCullar Jr. (22 pts, 11 reb, 10 ast) | vs. Chaminade, 11-20-23 |
| Opp. | Denzel Valentine (29 pts, 12 reb, 12 ast) | of Michigan State, 11-17-15 |
| A TEAM HAD 25+ ASSISTS IN A GAME | | |
| KU | 29 | vs. Chaminade, 11-20-23 |
| Opp. | 26 | by Oklahoma, 1-10-94 |
| A TEAM HAD 7 OR FEWER ASSISTS IN A GAME | | |
| KU | 7 | vs. Providence, 3-25-22 |
| Opp. | 7 | by North Carolina Central, 11-6-23 |

THE LAST TIME...

| | | | |
|---|--|-------------------------------------|-------------------------------|
| A TEAM HAD 15+ STEALS IN A GAME | | | |
| KU | 16 | at Oklahoma, 2-11-23 | |
| Opp. | 16 | by TCU, 1-6-24 | |
| A TEAM DID NOT HAVE A STEAL IN A GAME | | | |
| KU | | vs. Syracuse, 3-18-01 | |
| Opp. | | Oakland, 11-25-09 | |
| A TEAM HAD 10+ BLOCKED SHOTS IN A GAME | | | |
| KU | 11 | vs. Eastern Illinois, 11-28-23 | |
| Opp. | 12 | by Kentucky, 12-1-20 | |
| A TEAM DID NOT BLOCK A SHOT IN A GAME | | | |
| KU | | vs. NC State, 11-23-22 | |
| Opp. | | by Texas, 3-11-23 | |
| A TEAM COMMITTED 30+ FOULS IN A GAME | | | |
| KU | 32 | vs. Indiana, 11-11-16 | |
| Opp. | 31 | by West Virginia, 2-13-17 | |
| A TEAM COMMITTED 10 OR FEWER FOULS IN A GAME | | | |
| KU | 10 | vs. Tennessee, 11-22-23 | |
| Opp. | 10 | by Yale, 12-22-23 | |
| A TEAM HAD TWO PLAYERS DISQUALIFIED (FOUL OUT) | | | |
| KU | KJ Adams / Gradey Dick / Kevin McCullar | | at Kansas State, 1-17-23 |
| Opp. | Jermaine Hamlin / Rodolfo Rufino Bolis | | of Eastern Illinois, 11-28-23 |
| A TEAM HAD THREE PLAYERS DISQUALIFIED (FOUL OUT) | | | |
| KU | KJ Adams / Gradey Dick / Kevin McCullar | | at Kansas State, 1-17-23 |
| Opp. | Poythress / Willis / Lee / Labissiere | | of Kentucky, 1-30-16 |
| A TEAM HAD FOUR PLAYERS DISQUALIFIED (FOUL OUT) | | | |
| KU | Frank Mason III / Devonte' Graham / Carlton Bragg Jr. / Landen Lucas | | vs. Indiana, 11-11-16 |
| Opp. | | | Never |
| A TEAM SCORED 50+ POINTS IN A HALF | | | |
| KU | 55, 2nd half | vs. Manhattan College, 11-10-23 | |
| Opp. | 51, 1st half | by Kentucky, 1-29-22 | |
| A TEAM SCORED 60+ POINTS IN A HALF | | | |
| KU | 66, 1st half | vs. Texas Southern, 11-21-17 | |
| Opp. | 60, 2nd half | by Texas Tech, 2-13-99 | |
| A TEAM HAD 20 OR FEWER POINTS IN A HALF | | | |
| KU | 20, 1st half | vs. UTEP, 3-4-21 | |
| Opp. | 19, 1st half | by Manhattan College, 11-10-23 | |
| A TEAM SHOT 70% OR BETTER FG IN A HALF | | | |
| KU | 78.6 (22-28), 1st half | vs. North Carolina Central, 11-6-23 | |
| Opp. | 75.0, 1st half | by Baylor, 1-25-93 | |
| A TEAM SHOT 20% OR WORSE FG IN A HALF | | | |
| KU | 13.6%, 1st half | at TCU, 2-6-13 | |
| Opp. | 20.0%, 1st half | by Providence, 3-25-22 | |
| A TEAM MADE 9+ 3-POINTERS IN A HALF | | | |
| KU | 9, 1st half | vs. North Carolina Central, 11-6-23 | |
| Opp. | 9, 1st half | by Kentucky, 11-14-23 | |
| A TEAM MADE DID NOT MAKE A 3-POINTER IN A HALF | | | |
| KU | 0-7, 2nd half | vs. Texas, 3-11-23 | |
| Opp. | 0-6, 1st half | by Kentucky, 1-28-23 | |
| A TEAM DID NOT MAKE A FREE THROW IN A HALF | | | |
| KU | 1st half (0-4) | vs. Marquette, 11-21-23 | |
| Opp. | 1st half (0-0) | by Manhattan College, 11-10-23 | |
| A TEAM DID NOT ATTEMPT A FREE THROW IN A HALF | | | |
| KU | 1st half | at Texas Tech, 1-3-23 | |
| Opp. | 1st half | by North Dakota State, 11-10-22 | |
| A TEAM HAD 30+ REBOUNDS IN A HALF | | | |
| KU | 30, 1st half | at Oklahoma State, 1-4-22 | |
| Opp. | 31, 2nd half | by Baylor, 1-12-19 | |

| | | | |
|--|----------------------------------|---------------------------------|--|
| A TEAM HAD 15+ ASSISTS IN A HALF | | | |
| KU | 16, 1st half | vs. Chaminade, 11-20-23 | |
| Opp. | 15, 1st half | by North Carolina, 3-25-12 | |
| A TEAM DID NOT HAVE A TURNOVER IN A HALF | | | |
| KU | 1st half | vs. Texas, 1-14-19 | |
| Opp. | 2nd half | vs. Kansas State, 1-13-18 | |
| A TEAM HAD 10+ STEALS IN A HALF | | | |
| KU | 10, 1st half | vs. Texas, 1-21-17 | |
| Opp. | 11, 2nd half | by Long Beach State, 12-6-11 | |
| A TEAM HAD 7+ BLOCKED SHOTS IN A HALF | | | |
| KU | 9, 1st half | vs. Manhattan College, 11-10-23 | |
| Opp. | 7, 1st half | by Kentucky, 12-1-20 | |
| A PLAYER SCORED 30+ POINTS IN A GAME | | | |
| KU | 30 by Hunter Dickinson | vs. TCU, 1-6-24 | |
| Opp. | 33 by Bryson Williams | of Texas Tech, 1-24-22 | |
| A PLAYER SCORED 40+ POINTS IN A GAME | | | |
| KU | 41 by Andrew Wiggins | at West Virginia, 3-8-14 | |
| Opp. | 46 by Buddy Hield | of Oklahoma, 1-4-16 | |
| A PLAYER SHOT 80% OR BETTER FG IN A GAME (MIN. 10 ATT.) | | | |
| KU | 83.3 (15-18) by Hunter Dickinson | vs. Chaminade, 11-20-23 | |
| Opp. | 90.9 (10-11) by Eric Paschall | of Villanova, 3-31-18 | |
| A PLAYER MADE 7+ 3-POINTERS IN A GAME | | | |
| KU | 7 by Ochai Agbaji | vs. Texas Tech, 1-24-22 | |
| Opp. | 7 by Bryce Thompson | of Oklahoma State, 12-31-22 | |
| A PLAYER SHOT 100% 3-POINT FG (MIN. 5 ATT.) | | | |
| KU | 5-5 by Dajuan Harris Jr. | at Texas Tech, 1-3-23 | |
| Opp. | 5-5 by Marial Shayok | of Iowa State, 1-5-19 | |
| A PLAYER MADE 12+ FREE THROWS IN A GAME | | | |
| KU | 13 (13-16) by Kevin McCullar Jr. | at Indiana, 12-16-23 | |
| Opp. | 19 (19-22) by Reid Travis | of Stanford, 12-3-16 | |
| A PLAYER SHOT 100% FREE THROWS IN A GAME (MIN. 10 ATT.) | | | |
| KU | 10-10 by Kevin McCullar Jr. | vs. Wichita State, 12-30-23 | |
| Opp. | 11-11 by Malik Curry | of West Virginia, 3-10-22 | |
| A PLAYER HAD 8+ OFFENSIVE REBOUNDS IN A GAME | | | |
| KU | 8 by Hunter Dickinson | vs. TCU, 1-6-24 | |
| Opp. | 8 by Oscar Tschiebwe | of West Virginia, 1-4-20 | |
| A PLAYER HAD 12+ DEFENSIVE REBOUNDS IN A GAME | | | |
| KU | 19 by Hunter Dickinson | vs. Tennessee, 11-22-23 | |
| Opp. | 12 by Kel'el Ware | of Indiana, 12-16-23 | |
| A PLAYER HAD 15+ TOTAL REBOUNDS IN A GAME | | | |
| KU | 16 by Hunter Dickinson | vs. Missouri, 12-9-23 | |
| Opp. | 15 by Kel'el Ware | of Indiana, 12-16-23 | |
| A PLAYER HAD 10+ ASSISTS IN A GAME | | | |
| KU | 10 by Kevin McCullar Jr. | vs. Chaminade, 11-20-23 | |
| Opp. | 10 by Tamin Lipsey | of Iowa State, 2-4-23 | |
| A PLAYER HAD 7+ TURNOVERS IN A GAME | | | |
| KU | 7 by Kevin McCullar Jr. | vs. Chaminade, 11-20-23 | |
| Opp. | 7 by Darius Johnson | of UCF, 1-10-24 | |
| A PLAYER HAD 7+ BLOCKED SHOTS IN A GAME | | | |
| KU | 7 by Udoka Azubuike | vs. Baylor, 1-11-20 | |
| Opp. | 9 by Trayce Jackson-Davis | of Indiana, 12-17-22 | |
| A PLAYER HAD 7+ STEALS IN A GAME | | | |
| KU | 7 by Xavier Henry | vs. Baylor, 1-20-10 | |
| Opp. | 7 by Terry Black | of Baylor, 2-26-00 | |
| A PLAYER PLAYED ALL 40 MINUTES IN REGULATION | | | |
| KU | Dajuan Harris Jr. | at Indiana, 12-16-23 | |
| Opp. | R.J. Davis | of North Carolina 4-4-22 | |



1 HUNTER DICKINSON SR • C • 7-2 • 260 • Alexandria, Va. • DeMatha Catholic HS / Michigan • Twitter: @H_Dickinson24 • IG: @hunter.dickinson1

2023-24 SEASON STATS

| PPG | RPG | APG | FG% | 3FG% | FT% |
|-------------|-------------|------------|-------------|-------------|-------------|
| 18.9 | 11.9 | 1.8 | 60.7 | 51.6 | 70.7 |
| CAREER | | | | | |
| 17.4 | 8.9 | 1.6 | 57.5 | 39.1 | 74.8 |

CAREER HIGHS (*AT MICHIGAN)

| | | |
|-------------|----|---------------------------------------|
| *Points | 33 | vs. Michigan State (3.1.22) |
| Field Goals | 15 | vs. Chaminade (11.20.23) |
| Rebounds | 21 | vs. Kentucky (11.14.23) |
| *Assists | 7 | vs. Iowa (2.17.22) |
| *Blocks | 5 | 3x, last vs. Indiana (3.5.23) |
| Steals | 3 | 4x, last vs. Wichita State (12.30.23) |
| *Minutes | 46 | vs. Illinois (3.2.23) |

NOTES

Has recorded nine double-doubles in 15 games in 2023-24 ... Had 30 points and 11 boards against TCU (1.6.24) ... Dropped 22 points and 13 boards vs. Wichita State (12.30) ... Had 15 points and nine rebounds on 3-of-4 from 3pt against UConn (12.1) ... Recorded a 25-point, 13-rebound double-double against Eastern Illinois (11.28) ... Averaged 20.3 ppg and 13.0 rpg in the Maui Invitational ... Logged a 17-point, 20-rebound double-double in win over Tennessee (11.22) ... Posted a 31-point, 11-rebound double-double against Chaminade that came with a career-high 15 made field goals (11.20) ... Recorded a 27-point, 21-rebound double-double against Kentucky (11.14).



3 DAJUAN HARRIS JR. RS-SR • G • 6-1 • 170 • Columbia, Mo. • Rock Bridge HS • Twitter: @DajuanH10 • IG: @dajuanharris

2023-24 SEASON STATS

| PPG | RPG | APG | FG% | 3FG% | FT% |
|------------|------------|------------|-------------|-------------|-------------|
| 6.9 | 2.2 | 7.1 | 40.7 | 44.1 | 71.4 |
| CAREER | | | | | |
| 5.9 | 1.7 | 4.6 | 44.8 | 40.2 | 68.6 |

CAREER HIGHS

| | | |
|-------------|----|-----------------------------|
| Points | 23 | vs. Kentucky (11.14.23) |
| Field Goals | 8 | vs. Texas (2.6.23) |
| Rebounds | 6 | vs. Texas (2.6.23) |
| Assists | 11 | at Kansas State (1.17.23) |
| Blocks | 4 | vs. Texas (3.5.22) |
| Steals | 6 | vs. West Virginia (2.25.23) |
| Minutes | 43 | at Kansas State (1.17.23) |

NOTES

Has dished out eight-plus assists in each of his last three games ... Logged 10 points, six boards and four steals against Yale (12.22) ... Posted 12 points and five assists at Indiana (12.16) ... Logged eight points and five assists against Missouri (12.9) ... Posted eight points and seven assists against Kansas City (12.5) ... Had a game-high nine assists against Eastern Illinois (11.28) ... Recorded a career-high 23 points with seven assists in win versus Kentucky (11.14) ... Is the third Jayhawk this century to record five 3FGs and seven assists against an AP Top 25 foe ... Dished out a season-high 10 assists in the season-opener against North Carolina Central (11.6) ... Kansas is 29-1 when Harris scores 10+ points in a game.



4 JUSTIN CROSS JR • F • 6-8 • 200 • Oak Park, Ill. • Oak Park River Forest HS • Twitter: @JCross_4 • IG: @justin.cross4

2023-24 SEASON STATS

| PPG | RPG | APG | FG% | 3FG% | FT% |
|-----------------------------------|-----|-----|------|------|------|
| - | - | - | - | - | - |
| CAREER (AT JOHN A. LOGAN COLLEGE) | | | | | |
| 2.0 | 3.4 | 0.8 | 45.5 | 00.0 | 78.4 |

CAREER HIGHS (*AT JOHN A. LOGAN COL.)

| | | |
|-------------|----|--|
| Points | 10 | vs. Lake Land College (2.15.23) |
| Field Goals | 4 | vs. Lake Land College (2.15.23) |
| Rebounds | 12 | at Kaskaskia College (2.28.23) |
| Assists | 6 | vs. Lincoln Trail College (1.14.23) |
| Blocks | 5 | at Lewis & Clark CC (12.3.22) |
| Steals | 3 | 4x, last vs. Lake Land College (2.15.23) |
| Minutes | 25 | vs. Macomb CC (12.10.22) |

NOTES

An invited walk-on who played junior college basketball at John A. Logan College in Carterville, Illinois ... Son of Gene Cross, who is the director of scouting and administration for the New York Knicks and was a longtime college and professional coach.



5 CHRIS CARTER RS-FR • G • 6-4 • 190 • Indio, Calif. • Shadow Hills HS • IG: @chr_x2

2023-24 SEASON STATS

| PPG | RPG | APG | FG% | 3FG% | FT% |
|--------|-----|-----|-----|------|-----|
| - | - | - | - | - | - |
| CAREER | | | | | |
| - | - | - | - | - | - |

CAREER HIGHS

| | | |
|-------------|---|--|
| Points | - | |
| Field Goals | - | |
| Rebounds | - | |
| Assists | - | |
| Blocks | - | |
| Steals | - | |
| Minutes | - | |

NOTES

An invited walk-on who was a redshirt Cal State Northridge in 2022-23 and entered the transfer portal in May 2023 ... Will provide depth at both guard positions ... Played AAU basketball for Elev8Elite.



10 JOHNNY FURPHY FR • Guard • 6-9 • 202 • Melbourne, Australia • Centre of Excellence • IG: @johnnyfurphy

2023-24 SEASON STATS

| PPG | RPG | APG | FG% | 3FG% | FT% |
|------------|------------|------------|-------------|-------------|-------------|
| 5.6 | 2.6 | 0.4 | 48.3 | 35.7 | 63.6 |
| CAREER | | | | | |
| 5.6 | 2.6 | 0.4 | 48.3 | 35.7 | 63.6 |

CAREER HIGHS

| | | |
|-------------|----|--------------------------------------|
| Points | 15 | vs. Manhattan College (11.10.23) |
| Field Goals | 6 | vs. Manhattan College (11.10.23) |
| Rebounds | 5 | vs. North Carolina Central (11.6.23) |
| Assists | 2 | vs. North Carolina Central (11.6.23) |
| Blocks | 1 | 3x, last vs. TCU (1.6.24) |
| Steals | 2 | 2x, last vs. Kansas City (12.5.23) |
| Minutes | 20 | vs. Manhattan College (11.10.23) |

NOTES

Had nine points and four rebounds at UCF (1.10) ... Posted seven points and three boards against Wichita State (12.30) ... Scored 10 second-half points to spark win against Kansas City (12.5) ... Went 2-for-3 from deep against UConn with six points (12.1) ... Went 6-of-10 (60.0%) from the floor over a three-game span in the Maui Invitational ... Broke out for a career-high 15 points against Manhattan College (11.10) ... Has knocked down 24-of-50 FG (48.0%) over 13 games played ... Typically the first to come off the bench for Kansas.



11 JAMARI MCDOWELL FR • Guard • 6-4 • 180 • Houston, Texas • Manvel HS • Twitter: @jamari_mcdowell • IG: @_jammarii

2023-24 SEASON STATS

| PPG | RPG | APG | FG% | 3FG% | FT% |
|------------|------------|------------|-------------|-------------|-------------|
| 2.1 | 1.5 | 0.6 | 25.9 | 29.4 | 83.3 |
| CAREER | | | | | |
| 2.1 | 1.5 | 0.6 | 25.9 | 29.4 | 83.3 |

CAREER HIGHS

| | | |
|-------------|----|---------------------------------------|
| Points | 7 | vs. Tennessee (11.22.23) |
| Field Goals | 2 | vs. Tennessee (11.22.23) |
| Rebounds | 6 | vs. Manhattan College (11.10.23) |
| Assists | 2 | vs. Marquette (11.21.23) |
| Blocks | 1 | vs. Marquette (11.21.23) |
| Steals | 1 | 3x, last vs. Wichita State (12.30.23) |
| Minutes | 27 | vs. Tennessee (11.22.23) |

NOTES

Is an energy spark off the bench for Kansas ... Had six points on a perfect 4-of-4 from the FT line against Wichita State (12.30) ... Knocked down a clutch 3PT in the second half against Indiana (12.16) ... Scored a career-high seven points in a career-high 27 minutes off the bench against Tennessee (11.22) ... Hit a pair of threes and pulled down four rebounds to spark Kansas' win over Tennessee ... Knocked down the game-sealing free throws in the final two minutes against Kentucky (11.14) ... Made his collegiate debut against Manhattan College (11.10), scoring five points and pulling down six rebounds in 14 minutes.



12 WILDER EVERS RS-FR • G • 6-4 • 185 • Birmingham, Ala. • Oak Mountain HS • Twitter: @EversWilder • IG: @wilderevers

2023-24 SEASON STATS

| PPG | RPG | APG | FG% | 3FG% | FT% |
|------------|------------|------------|-------------|-------------|----------|
| 1.0 | 0.5 | 0.5 | 50.0 | 00.0 | - |
| CAREER | | | | | |
| 1.0 | 0.5 | 0.5 | 50.0 | 00.0 | - |

CAREER HIGHS

| | | |
|-------------|---|--------------------------------------|
| Points | 2 | vs. North Carolina Central (11.6.23) |
| Field Goals | 1 | vs. North Carolina Central (11.6.23) |
| Rebounds | 1 | vs. Wichita State (12.30.23) |
| Assists | 1 | vs. North Carolina Central (11.6.23) |
| Blocks | - | |
| Steals | - | |
| Minutes | 8 | vs. North Carolina Central (11.6.23) |

NOTES

Pulled down a rebound against Wichita State (12.30) ... Played eight minutes at point guard against North Carolina Central (11.6) ... Made a layup and dished out an assist ... His parents ran track at KU and his brother is on the KU baseball team.



13 ELMARKO JACKSON FR • Guard • 6-3 • 195 • Marlton, N.J. • South Kent HS • Twitter: @ElmarkoJ • IG: @elmarkojackson

2023-24 SEASON STATS

| PPG | RPG | APG | FG% | 3FG% | FT% |
|------------|------------|------------|-------------|-------------|-------------|
| 5.4 | 1.5 | 2.9 | 35.2 | 28.6 | 92.0 |
| CAREER | | | | | |
| 5.4 | 1.5 | 2.9 | 35.2 | 28.6 | 92.0 |

CAREER HIGHS

| | | |
|-------------|----|----------------------------------|
| Points | 12 | vs. Wichita State (12.30.23) |
| Field Goals | 5 | vs. Wichita State (12.30.23) |
| Rebounds | 4 | vs. UConn (12.1.23) |
| Assists | 9 | vs. Manhattan College (11.10.23) |
| Blocks | 1 | 3x, last vs. Yale (12.22.23) |
| Steals | 3 | vs. Eastern Illinois (11.28.23) |
| Minutes | 32 | vs. UConn (12.1.23) |

NOTES

Had a career-high 12 points on a career-high five made field goals against Wichita State (12.30) ... Scored five points, dished out three assists and grabbed two steals against Indiana (12.16) ... Notched 11 points in 26 minutes in win over Missouri, going 6-for-7 from FT (12.9) ... Recorded four rebounds in a career-high 32 minutes in thriller win over UConn (12.1) ... Has started at shooting guard in each of Kansas' 14 games ... Dished out a career-high nine assists against Manhattan College (11.10) ... Averaging 23.4 minutes per contest as a freshman.



14 PATRICK CASSIDY JR • G • 6-1 • 185 • Columbus, Kan. • Columbus Unified HS • Twitter: @patrickcassidy • IG: @patrickcassidy14

2023-24 SEASON STATS

| PPG | RPG | APG | FG% | 3FG% | FT% |
|------------|------------|------------|-------------|-------------|----------|
| 0.0 | 0.0 | 0.0 | 00.0 | 00.0 | - |
| CAREER | | | | | |
| 0.0 | 0.0 | 0.0 | 00.0 | 00.0 | - |

CAREER HIGHS

| | | |
|-------------|---|--------------------------------------|
| Points | - | |
| Field Goals | - | |
| Rebounds | - | |
| Assists | - | |
| Blocks | - | |
| Steals | - | |
| Minutes | 5 | vs. North Carolina Central (11.6.23) |

NOTES

Has logged six minutes off the bench for Kansas ... An invited walk-on who will provide depth at the point guard position ... Was a two-year manager for the Kansas men's basketball program in 2021-22, Kansas' NCAA National Championship season, and 2022-23.



15 KEVIN MCCULLAR JR. GR-SR • G • 6-7 • 212 • San Antonio, Texas. • Wagner HS/Texas Tech • Twitter: @Kevin_McCullar • IG: @kevinmccullarjr

2023-24 SEASON STATS

| PPG | RPG | APG | FG% | 3FG% | FT% |
|-------------|------------|------------|-------------|-------------|-------------|
| 19.8 | 6.7 | 4.5 | 48.5 | 38.1 | 83.5 |
| CAREER | | | | | |
| 10.5 | 5.4 | 2.4 | 44.5 | 31.4 | 75.6 |

CAREER HIGHS (*AT TEXAS TECH)

| | | |
|-------------|----|-----------------------------------|
| Points | 34 | vs. Yale (12.22.23) |
| Field Goals | 11 | vs. Yale (12.22.23) |
| Rebounds | 13 | vs. Kansas State (1.31.23) |
| Assists | 10 | 2x, last vs. Chaminade (11.20.23) |
| *Blocks | 4 | vs. Baylor (1.16.21) |
| *Steals | 6 | vs. Texas (3.11.21) |
| *Minutes | 44 | at Kansas (1.24.23) |

NOTES

Leads the Big 12 in scoring at 19.8 ppg ... Leads the nation in triple doubles with two ... Had 20 points and seven boards, adding a perfect 10-of-10 from FT against Wichita State (12.30) ... Dropped a career-high 34 points on 11-of-18 FG against Yale (12.22) ... Logged 21 points, six boards and a career-high 13-of-16 from FT against Indiana (12.16) ... Scored 17 points, pulled in nine boards, dished out four assists and three steals against Missouri (12.9) ... Posted 25 points against Kansas City (12.5) ... Had 21 points against UConn (12.1) ... Has two triple-doubles on the season (22 pts, 11 rebs, 10 ast vs. Chaminade) and (12 pts, 10 rebs & 10 ast vs. Kentucky).



20 MICHAEL JANKOVICH GR-SR • G • 6-4 • 190 • Dallas, Texas • Northfield Mount Hermon HS • Twitter: @michael_jank • IG: @mjankovich

2023-24 SEASON STATS

| PPG | RPG | APG | FG% | 3FG% | FT% |
|------------|------------|------------|-------------|-------------|----------|
| 3.7 | 1.0 | 0.0 | 66.7 | 60.0 | - |
| CAREER | | | | | |
| 1.2 | 0.2 | 0.0 | 48.3 | 44.4 | 75.0 |

CAREER HIGHS

| | | |
|-------------|---|--------------------------------------|
| Points | 6 | vs. Manhattan College (11.10.23) |
| Field Goals | 2 | vs. Manhattan College (11.10.23) |
| Rebounds | 2 | vs. Wichita State (12.30.23) |
| Assists | 1 | vs. Chaminade (11.25.19) |
| Blocks | 1 | vs. Howard (3.16.23) |
| Steals | 1 | 3x, last at Oklahoma (2.11.23) |
| Minutes | 8 | vs. North Carolina Central (11.6.23) |

NOTES

Averaging 3.7 ppg in three games played this season ... Has knocked down 3-of-5 3PT in 16 minutes of playing time ... Has played in 37 games while at Kansas ... Graduated from KU in May 2023.



22 DILLON WILHITE RS-SO • F • 6-9 • 240 • San Diego, Calif. • Cathedral Catholic HS • Twitter: @dillonwilhite • IG: @dillon.wilhite

2023-24 SEASON STATS

| PPG | RPG | APG | FG% | 3FG% | FT% |
|------------|------------|------------|-------------|----------|-------------|
| 1.0 | 0.7 | 0.0 | 33.3 | - | 25.0 |
| CAREER | | | | | |
| 0.4 | 0.4 | 0.0 | 33.3 | - | 25.0 |

CAREER HIGHS

| | | |
|-------------|---|---|
| Points | 3 | vs. Manhattan College (11.10.23) |
| Field Goals | 1 | vs. Manhattan College (11.10.23) |
| Rebounds | 1 | 3x, last vs. Manhattan College (11.10.23) |
| Assists | - | |
| Blocks | - | |
| Steals | - | |
| Minutes | 5 | vs. North Carolina Central (11.6.23) |

NOTES

Recorded his first points as a Jayhawk in the second half against Manhattan College (11.10) ... Has played in eight games in his KU career.



23 PARKER BRAUN GR-SR • F • 6-10 • 235 • Burlington, Kan. • Blue Valley Northwest HS • IG: @parkerlouisbraun

2023-24 SEASON STATS

| PPG | RPG | BPG | FG% | 3FG% | FT% |
|------------|------------|------------|-------------|-------------|-------------|
| 3.1 | 1.7 | 0.9 | 75.0 | 40.0 | 50.0 |
| CAREER | | | | | |
| 4.9 | 3.6 | 0.9 | 58.1 | 29.7 | 49.0 |

CAREER HIGHS

| | | |
|-------------|----|-------------------------------|
| Points | 19 | vs. Nevada (11.16.21) |
| Field Goals | 9 | vs. Nevada (11.16.21) |
| Rebounds | 12 | 2x, last at Pacific (1.14.23) |
| Assists | 5 | 4x, last vs. Iona (11.26.22) |
| Blocks | 5 | vs. Montana (12.19.21) |
| Steals | 3 | 2x, last vs. BYU (1.27.22) |
| Minutes | 40 | vs. San Francisco (3.4.23) |

NOTES

Has made two threes this season, including 1-1 at UCF (1.10) ... Scored four points and blocked a shot against Wichita State (12.30) ... Posted four points and blocked two shots against former team, Missouri (12.9) ... Has 12 blocks through 14 games on the season ... Had five points and three boards off the bench against Kansas City (12.5) ... Recorded a season-high three blocks against Manhattan College (11.10) ... Has scored in double-digits in two contests and comes off the bench to protect the rim.



24 KJ ADAMS JR. JR • F • 6-7 • 235 • Austin, Texas • Westlake HS • Twitter: @kj_atz • IG: @kjadams

2023-24 SEASON STATS

| PPG | RPG | APG | FG% | 3FG% | FT% |
|-------------|------------|------------|-------------|------------|-------------|
| 12.4 | 4.8 | 3.1 | 63.7 | 0.0 | 53.8 |
| CAREER | | | | | |
| 6.9 | 2.9 | 1.4 | 62.0 | 0.0 | 58.7 |

CAREER HIGHS

| | | |
|-------------|----|------------------------------------|
| Points | 22 | vs. Oklahoma (1.10.23) |
| Field Goals | 9 | at Missouri (12.10.22) |
| Rebounds | 11 | vs. Wichita State (12.30.23) |
| Assists | 6 | vs. West Virginia (2.25.23) |
| Blocks | 3 | vs. Southern Utah (11.18.22) |
| Steals | 4 | 2x, last vs. Kansas City (12.5.23) |
| Minutes | 37 | 2x, last vs. TCU (1.6.24) |

NOTES

Had 10 points and seven rebounds at UCF (1.10) ... Recorded his first career double-double against TCU with 18 points and 10 boards in a career-high tying 37 minutes (1.6) ... Pulled down a career-high 11 boards along with nine points and five assists against Wichita State (12.30) ... Posted 14 points against Indiana (12.16) ... Had 17 points and five assists against Missouri (12.9) ... Had 18 points and dished out a career-high six assists against Kansas City (12.5) ... Logged 18 points against UConn, pulled down five boards and two blocks (12.1) ... Posted 10 points, two steals and two blocks against Eastern Illinois (11.28) ... Recorded 16 points in Kansas' win against Kentucky (11.14), also pulling down four rebounds and dishing out three assists.



25 NICOLAS TIMBERLAKE GR-SR • G • 6-4 • 195 • Braintree, Mass. • Kimball Union Academy • Twitter: @NickTimberlake • IG: @ntimberlake25

2023-24 SEASON STATS

| PPG | RPG | APG | FG% | 3FG% | FT% |
|------------|------------|------------|-------------|-------------|-------------|
| 3.9 | 1.4 | 0.5 | 35.6 | 27.5 | 55.6 |
| CAREER | | | | | |
| 11.5 | 3.6 | 1.5 | 41.7 | 37.3 | 78.5 |

CAREER HIGHS (*AT TOWSON)

| | | |
|--------------|----|---------------------------------|
| *Points | 34 | at Col. of Charleston (2.23.23) |
| *Field Goals | 12 | at Hofstra (2.2.23) |
| *Rebounds | 11 | vs. LIU (12.2.21) |
| *Assists | 7 | vs. William & Mary (2.10.22) |
| *Blocks | 2 | 2x, last at Penn (11.13.22) |
| *Steals | 4 | vs. Albany (11.7.22) |
| *Minutes | 43 | at Drexel (2.11.23) |

NOTES

Tied his season-high point total with 13 on 5-of-10 (50.0 percent) shooting which included three 3PT, three boards and two steals in a season-high 29 minutes off the bench against Yale (12.22) ... Dished out an assist and brought down a rebound in win over Indiana (12.16) ... Posted five points and three rebounds against Eastern Illinois (11.28) ... Averaging 12.0 minutes per game off the bench ... Picked up a season-high 13 points on 4-of-5 shooting (80.0%) in his Kansas debut against North Carolina Central (11.6).



41 ZACH CLEMENCE JR • F • 6-11 • 230 • San Antonio, Texas • Sunrise Christian Academy • Twitter: @BIGZTEXAS • IG: @zachary_clemence

2023-24 SEASON STATS

| PPG | RPG | BPG | FG% | 3FG% | FT% |
|--------|-----|-----|------|------|------|
| - | - | - | - | - | - |
| CAREER | | | | | |
| 1.8 | 1.6 | 0.3 | 35.1 | 25.0 | 45.7 |

CAREER HIGHS

| | | |
|-------------|----|---------------------------------------|
| Points | 11 | vs. Stony Brook (11.18.21) |
| Field Goals | 3 | 2x, last vs. Oklahoma (1.10.23) |
| Rebounds | 6 | 2x, last vs. Oklahoma State (2.14.22) |
| Assists | 3 | vs. Texas Southern (3.17.22) |
| Blocks | 3 | vs. Kansas State (1.31.23) |
| Steals | 2 | 2x, last vs. Kansas State (1.31.23) |
| Minutes | 15 | vs. Kansas State (1.31.23) |

NOTES

Plans for redshirt the 2023-24 season ... Entered the transfer portal following the 2022-23 season yet returned to Kansas ... Played in 44 games while at Kansas - 20 in 2022-23 and 24 in Kansas' 2022 NCAA National Championship season ... A solid shooter and being 6-foot-10, can play multiple positions and be a tough matchup ... Played his prep career at national powers Sunrise Academy and Findley Prep.



CHARLIE MCCARTHY RS-SO • G • 6-2 • 195 • Rancho Mirage, Calif. • Shadow Hills HS • IG: @chmac13

2023-24 SEASON STATS

| PPG | RPG | BPG | FG% | 3FG% | FT% |
|--------|-----|-----|-----|------|-----|
| - | - | - | - | - | - |
| CAREER | | | | | |
| - | - | - | - | - | - |

CAREER HIGHS

| | | |
|-------------|---|--|
| Points | - | |
| Field Goals | - | |
| Rebounds | - | |
| Assists | - | |
| Blocks | - | |
| Steals | - | |
| Minutes | - | |

NOTES

An invited walk-on ... A member of Kansas' 2022 NCAA National Championship team ... Comes from a KU family as both parents are two of 23 family members who have graduated from KU.



-VS-

ALL-TIME SERIES

KANSAS LEADS, 156-69

| | |
|---|---------------|
| Lawrence, Kan. (Allen Fieldhouse) | 81-16 (53-7) |
| Norman, Okla. (Lloyd Noble Center) | 53-45 (22-20) |
| Neutral Sites | 20-8 |
| Big 12 Play | 32-7 |
| Big 12 Championship (T-Mobile Center) | 3-2 (1-0) |

HIGHEST SCORES - KU

| | |
|--|-----|
| Lawrence | 109 |
| KU 109-106 (3ot), in 2015-16 | |
| KU 109-87, in 1990-91 | |
| Norman | 96 |
| KU 96-95, in 1991-92 | |
| KU 96-85, in 1992-93 | |

COACHING RECORDS

| | |
|-------------------------|------|
| Bill Self vs. Oklahoma | |
| Total | 28-8 |
| At Kansas | 27-6 |
| Porter Moser vs. Kansas | |
| Total | 0-4 |
| At Oklahoma | 0-4 |

HIGHEST SCORES - OU

| | |
|--|-----|
| Lawrence | 106 |
| KU 109-106 (3ot), in 2015-16 | |
| Norman | 123 |
| OU 123-95, in 1988-89 | |

LARGEST MARGINS

| | |
|--------------------|----|
| Kansas | |
| Lawrence | 37 |
| Norman | 31 |
| Oklahoma | |
| Lawrence | 10 |
| Norman | 28 |

GAME-BY-GAME (BIG 12 ERA)

| | | |
|---|-------------|---------|
| 03/02/1997 Norman | L | 79-85 |
| 02/23/1998 Lawrence | W | 83-70 |
| 03/08/1998 Kansas City, Mo. ^ | W | 72-58 |
| 02/20/1999 Norman | W | 60-50 |
| 02/20/2000 Lawrence | W | 53-50 |
| 01/13/2001 Norman | W | 69-61 |
| 03/10/2001 Kansas City, Mo. ^ | L | 57-62 |
| 01/19/2002 Lawrence | W | 74-67 |
| 03/10/2002 Kansas City, Mo. ^ | L | 55-64 |
| 02/23/2003 Norman | L | 70-77 |
| 02/29/2004 Lawrence | W | 79-58 |
| 02/21/2005 Norman | L | 63-71 |
| 02/05/2006 Lawrence | W | 59-58 |
| 02/26/2007 Norman | W | 67-65 |
| 03/09/2007 Oklahoma City, Okla. ^ | W | 64-47 |
| 01/14/2008 Lawrence | W | 85-55 |
| 02/23/2009 Norman | W | 87-78 |
| 02/22/2010 Lawrence | W | 81-68 |
| 02/26/2011 Norman | W | 82-70 |
| 01/07/2012 Norman | W | 72-61 |
| 02/01/2012 Lawrence | W | 84-62 |
| 01/26/2013 Lawrence | W | 67-54 |
| 02/09/2013 Norman | L | 66-72 |
| 01/08/2014 Norman | W | 90-83 |
| 02/24/2014 Lawrence | W | 83-75 |
| 01/19/2015 Lawrence | W | 85-78 |
| 03/07/2015 Norman | L | 73-75 |
| 01/04/2016 Lawrence (3ot) | W | 109-106 |
| 02/13/2016 Norman | W | 76-72 |
| 01/10/2017 Norman | W | 81-70 |
| 02/27/2017 Lawrence | W | 73-63 |
| 01/23/2018 Norman | L | 80-85 |
| 02/19/2018 Lawrence | W | 104-74 |
| 01/02/2019 Lawrence | W | 70-63 |
| 03/05/2019 Norman | L | 68-81 |
| 01/14/2020 Norman | W | 66-52 |
| 02/15/2020 Lawrence | W | 87-70 |
| 01/09/2021 Lawrence | W | 63-59 |
| 01/23/2021 Norman | L | 68-75 |
| 03/11/2021 Kansas City, Mo. ^ | W | 69-62 |
| 01/18/2022 Norman | W | 67-64 |
| 02/12/2022 Lawrence | W | 71-69 |
| 01/10/2023 Lawrence | W | 79-75 |
| 02/11/2023 Norman | W | 78-55 |

THE JAYHAWKS VS. OKLAHOMA (*STARTER)

#3 DAJUAN HARRIS JR.

| OPPONENT (Date) | MP | FG-A | PCT | 3PT-A | PCT | FT-A | PCT | O-D-T | PF | A | TO | BLK | ST | TP |
|---------------------------------|-------------|--------------|-------------|------------|-------------|------------|-------------|----------------|-----------|------------|-----------|------------|------------|------------|
| OKLAHOMA (1.9.21) - W | 11 | 0-0 | --- | 0-0 | --- | 0-0 | --- | 0-1-1 | 2 | 1 | 2 | 0 | 1 | 0 |
| at Oklahoma (1.23.21) - L | 21 | 2-3 | .667 | 1-1 | 1.000 | 0-0 | --- | 0-2-2 | 5 | 4 | 0 | 0 | 1 | 5 |
| vs. Oklahoma (3.11.21) - W | 29 | 2-2 | 1.000 | 0-0 | --- | 0-0 | --- | 1-1-2 | 2 | 5 | 3 | 0 | 4 | 4 |
| *at Oklahoma (1.18.22) - W | 35 | 3-10 | .300 | 0-0 | --- | 0-0 | --- | 1-3-4 | 1 | 4 | 3 | 0 | 2 | 7 |
| *OKLAHOMA (2.12.22) - W | 39 | 3-4 | .750 | 0-0 | --- | 0-0 | --- | 0-0-0 | 1 | 3 | 2 | 0 | 2 | 6 |
| *OKLAHOMA (1.10.23) - W | 35 | 4-9 | .444 | 0-1 | .000 | 3-4 | .750 | 1-2-3 | 2 | 5 | 1 | 0 | 2 | 11 |
| *OKLAHOMA (2.11.23) - W | 33 | 7-11 | .636 | 1-1 | 1.000 | 1-2 | .500 | 0-3-3 | 0 | 3 | 3 | 0 | 3 | 16 |
| TOTAL (7 games/4 starts) | 203 | 21-39 | .538 | 2-3 | .667 | 4-6 | .667 | 3-12-15 | 13 | 25 | 14 | 0 | 15 | 49 |
| Averages | 29.0 | | | | | | | 2.1 | | 3.6 | | 0.0 | 2.1 | 7.0 |

#15 KEVIN MCCULLAR (AT TEXAS TECH PRIOR TO 2022-23)

| OPPONENT (Date) | MP | FG-A | PCT | 3PT-A | PCT | FT-A | PCT | O-D-T | PF | A | TO | BLK | ST | TP |
|---------------------------------|-------------|--------------|-------------|-------------|-------------|--------------|-------------|----------------|-----------|------------|------------|------------|------------|------------|
| OKLAHOMA (2.4.20) | 19 | 1-2 | .500 | 1-1 | 1.000 | 3-4 | .750 | 1-6-7 | 0 | 0 | 1 | 0 | 1 | 6 |
| *at Oklahoma (2.25.20) | 34 | 6-17 | .353 | 1-4 | .250 | 0-0 | --- | 1-4-5 | 4 | 3 | 2 | 0 | 4 | 13 |
| *OKLAHOMA (2.1.21) | 32 | 3-10 | .300 | 2-3 | .667 | 5-6 | .833 | 3-5-8 | 1 | 2 | 3 | 0 | 4 | 13 |
| *at Oklahoma (2.9.22) | 34 | 4-11 | .364 | 0-3 | .000 | 4-4 | 1.000 | 0-2-2 | 2 | 1 | 4 | 0 | 2 | 12 |
| OKLAHOMA (2.22.22) | 15 | 0-2 | .000 | 0-2 | .000 | 0-0 | --- | 0-2-2 | 0 | 2 | 1 | 0 | 0 | 0 |
| vs. Oklahoma (3.11.22) | 30 | 2-7 | .286 | 0-2 | .000 | 0-1 | .000 | 0-5-5 | 3 | 3 | 3 | 0 | 0 | 4 |
| *OKLAHOMA (1.10.23) - W | 32 | 2-6 | .333 | 0-1 | .000 | 4-5 | .800 | 0-8-8 | 3 | 2 | 3 | 0 | 4 | 8 |
| *OKLAHOMA (2.11.23) - W | 35 | 4-8 | .500 | 0-2 | .000 | 5-7 | .714 | 1-4-5 | 2 | 5 | 3 | 0 | 3 | 13 |
| TOTAL (8 games/5 starts) | 231 | 22-63 | .349 | 4-18 | .222 | 21-27 | .778 | 6-36-42 | 15 | 18 | 18 | 0 | 18 | 69 |
| Averages | 28.9 | | | | | | | 5.3 | | 2.3 | 2.3 | 0.0 | 2.3 | 8.6 |

#20 MICHAEL JANKOVICH

| OPPONENT (Date) | MP | FG-A | PCT | 3PT-A | PCT | FT-A | PCT | O-D-T | PF | A | TO | BLK | ST | TP |
|------------------------|----|------|------|-------|------|------|------|-------|----|---|----|-----|----|----|
| OKLAHOMA (2.11.23) - W | 1 | 1-2 | .500 | 1-2 | .500 | 1-2 | .500 | 0-0-0 | 0 | 0 | 0 | 0 | 0 | 3 |

#22 DILLON WILHITE

| OPPONENT (Date) | MP | FG-A | PCT | 3PT-A | PCT | FT-A | PCT | O-D-T | PF | A | TO | BLK | ST | TP |
|------------------------|----|------|-----|-------|-----|------|-----|-------|----|---|----|-----|----|----|
| OKLAHOMA (2.11.23) - W | 1 | 0-0 | --- | 0-0 | --- | 0-0 | --- | 0-1-1 | 0 | 0 | 0 | 0 | 1 | 0 |

#24 K.J. ADAMS JR.

| OPPONENT (Date) | MP | FG-A | PCT | 3PT-A | PCT | FT-A | PCT | O-D-T | PF | A | TO | BLK | ST | TP |
|----------------------------------|-------------|--------------|-------------|------------|------------|------------|-------------|--------------|----------|------------|----------|------------|------------|------------|
| at Oklahoma (1.18.22) - W | 3 | 0-0 | --- | 0-0 | --- | 0-0 | --- | 0-0-0 | 0 | 0 | 0 | 0 | 0 | 0 |
| OKLAHOMA (2.12.22) - W | 6 | 0-0 | --- | 0-0 | --- | 0-0 | --- | 0-0-0 | 2 | 0 | 1 | 0 | 0 | 0 |
| *OKLAHOMA (1.10.23) - W | 27 | 8-13 | .615 | 0-0 | --- | 6-7 | .857 | 3-3-6 | 4 | 0 | 0 | 2 | 1 | 22 |
| *OKLAHOMA (2.11.23) - W | 21 | 5-6 | .833 | 0-0 | --- | 0-2 | .000 | 0-3-3 | 3 | 1 | 4 | 1 | 0 | 10 |
| TOTAL (4 games, 2 starts) | 57 | 13-19 | .684 | 0-0 | --- | 6-9 | .667 | 3-6-9 | 9 | 1 | 5 | 3 | 1 | 32 |
| Averages | 14.3 | | | | | | | 2.3 | | 0.3 | | 0.8 | 0.3 | 8.0 |

#41 ZACH CLEMENCE

| OPPONENT (Date) | MP | FG-A | PCT | 3PT-A | PCT | FT-A | PCT | O-D-T | PF | A | TO | BLK | ST | TP |
|------------------------|-----------|------------|-------------|------------|--------------|------------|-------------|--------------|----------|------------|----------|------------|------------|------------|
| OKLAHOMA (2.12.22) - W | 9 | 1-1 | 1.000 | 1-1 | 1.000 | 0-2 | .000 | 1-2-3 | 1 | 0 | 0 | 0 | 0 | 3 |
| OKLAHOMA (1.10.23) - W | 11 | 3-6 | .500 | 2-2 | 1.000 | 2-3 | .667 | 3-0-3 | 3 | 0 | 0 | 0 | 0 | 10 |
| TOTAL (2 games) | 20 | 4-7 | .571 | 3-3 | 1.000 | 2-5 | .400 | 4-2-6 | 4 | 0 | 0 | 0 | 0 | 13 |
| Averages | 10 | | | | | | | 3.0 | | 0.0 | | 0.0 | 0.0 | 6.5 |




ROCK CHALK JAYHAWK

TV/RADIO ROSTER


// 2023-24 KANSAS MEN'S BASKETBALL



1 HUNTER DICKINSON
Sr. / C / 7-2 / 260
Alexandria, Va.



3 DAJUAN HARRIS JR.
RS-Sr. / G / 6-2 / 170
Columbia, Mo.



4 JUSTIN CROSS
Jr. / F / 6-8 / 200
Oak Park, Ill.



5 CHRIS CARTER
RS-Fr. / G / 6-4 / 190
Indio, Calif.



10 JOHNNY FURPHY
Fr. / G / 6-9 / 202
Melbourne, Australia



11 JAMARI MCDOWELL
Fr. / G / 6-4 / 180
Houston, Texas




12 WILDER EVERS
RS-Fr. / G / 6-4 / 185
Birmingham, Ala.



13 ELMARKO JACKSON
Fr. / G / 6-3 / 195
Marlton, N.J.




14 PATRICK CASSIDY
Jr. / G / 6-1 / 185
Columbus, Kan.



15 KEVIN MCCULLAR JR.
Gr-Sr. / G / 6-7 / 212
San Antonio, Texas



20 MICHAEL JANKOVICH
Gr-Sr. / G / 6-4 / 190
Dallas, Texas



22 DILLON WILHITE
RS-Sr. / F / 6-9 / 240
San Diego, Calif.



23 PARKER BRAUN
Gr-Sr. / F / 6-10 / 235
Burlington, Kan.




24 KJ ADAMS JR.
Jr. / F / 6-7 / 235
Austin, Texas



25 NICOLAS TIMBERLAKE
Gr-Sr. / G / 6-4 / 200
Braintree, Mass.



41 ZACH CLEMENCE
Jr. / F / 6-11 / 230
San Antonio, Texas



CHARLIE MCCARTHY
RS-So. / G / 6-2 / 195
Rancho Mirage, Calif.



BILL SELF
Head Coach
21st Year at Kansas



KURTIS TOWNSEND
Assistant Coach
20th Year at Kansas



NORM ROBERTS
Assistant Coach
13th Year at Kansas



JEREMY CASE
Assistant Coach
Ninth Year at Kansas



FRED QUARTLEBAUM
Director of Operations
11th Year at Kansas



JOE DOOLEY
Director of Student-Athlete Development
12th Year at Kansas



DOC SADLER
Advisor to the Men's Basketball Program



BRADY MORNINGSTAR
Video Coordinator