



2024 TEXAS STATE BASEBALL GAME NOTES

Baseball Contact

Phillip Pongratz

pdp30@txstate.edu

931-446-4001

9 Conference Titles | 13 All-Americans | 5 Conference Coach of the Year Awards | 77 MLB Draft Selections

SCHEDULE

Feb. 16	Youngstown State	ESPN+	W, 20-2
Feb. 17	Youngstown State	ESPN+	W, 6-1
Feb. 18	Youngstown State	ESPN+	W, 11-1 (7)
Feb. 20	at #5 TCU	ESPN+	L, 5-6
Feb. 23	vs. Kansas#	D1Baseball	6 p.m.
Feb. 24	vs. Kentucky#	D1Baseball	4 p.m.
Feb. 25	vs. Washington State#	D1Baseball	4 p.m.
Feb. 28	Prairie View A&M	---	6 p.m.
Mar. 1	vs. Houston%	Astros.com	11 a.m.
Mar. 2	vs. Texas%	Astros.com	3 p.m.
Mar. 3	vs. LSU%	Astros.com	3 p.m.
Mar. 5	Texas A&M-Corpus Christi	ESPN+	6 p.m.
Mar. 8	Sam Houston	---	6 p.m.
Mar. 9	Sam Houston	ESPN+	2:30 p.m.
Mar. 10	Sam Houston	ESPN+	1 p.m.
Mar. 12	at Tarleton State	---	6 p.m.
Mar. 13	HCU	ESPN+	6 p.m.
Mar. 15	App State*	ESPN+	6 p.m.
Mar. 16	App State*	ESPN+	2:30 p.m.
Mar. 17	App State*	ESPN+	1 p.m.
Mar. 19	UTSA	ESPN+	6 p.m.
Mar. 22	at James Madison*	ESPN+	3 p.m.
Mar. 23	at James Madison*	ESPN+	1 p.m.
Mar. 24	at James Madison*	ESPN+	12 p.m.
Mar. 26	UTRGV	ESPN+	6 p.m.
Mar. 28	Louisiana*	ESPN+	6 p.m.
Mar. 29	Louisiana*	ESPN+	6 p.m.
Mar. 30	Louisiana*	ESPN+	2 p.m.
Apr. 2	Texas A&M	ESPN+	6 p.m.
Apr. 5	at Marshall*	---	5 p.m.
Apr. 6	at Marshall*	---	2 p.m.
Apr. 7	at Marshall*	---	12 p.m.
Apr. 9	Texas	ESPN+	6 p.m.
Apr. 10	at Texas	LHN	7 p.m.
Apr. 12	at ULM*	ESPN+	6 p.m.
Apr. 13	at ULM*	ESPN+	2 p.m.
Apr. 14	at ULM*	ESPN+	1 p.m.
Apr. 16	at Incarnate Word	ESPN+	2 p.m.
Apr. 19	South Alabama*	ESPN+	6 p.m.
Apr. 20	South Alabama*	ESPN+	2:30 p.m.
Apr. 21	South Alabama*	ESPN+	11:30 a.m.
Apr. 23	Incarnate Word	ESPN+	6 p.m.
Apr. 26	at Arkansas State*	ESPN+	6 p.m.
Apr. 27	at Arkansas State*	ESPN+	3 p.m.
Apr. 28	at Arkansas State*	ESPN+	11 a.m.
Apr. 30	at UTSA	ESPN+	6 p.m.
May 3	Old Dominion*	---	6 p.m.
May 4	Old Dominion*	---	2:30 p.m.
May 5	Old Dominion*	ESPN+	11 a.m.
May 10	Troy*	ESPN+	6 p.m.
May 11	Troy*	ESPN+	2:30 p.m.
May 12	Troy*	ESPN+	1 p.m.
May 14	at McNeese	---	6 p.m.
May 16	at Southern Miss*	ESPN+	6 p.m.
May 17	at Southern Miss*	ESPN+	6 p.m.
May 18	at Southern Miss*	ESPN+	1 p.m.
May 21-26	Sun Belt Championship^	ESPN+	TBD

* - Sun Belt Conference game

^ - Sun Belt Conference Tournament (Montgomery, Ala.)

- Round Rock Classic (Round Rock, Texas)

% - Astros Foundation Classic (Houston, Texas)

BOLD denotes home game | *Italic denotes neutral site game*

All times listed are Central

Karach Round Rock Classic • Feb. 23-25 • Round Rock, Texas • Dell Diamond

GAME INFORMATION

VideoESPN+
 Talent Chuck LaMendola & Connor Wanhanen
 Radio N/A
 Stats TXST.com/Stats



NATIONAL RANKINGS

	TXST	KU/UK/WSU
RPI	-	-
Baseball America	NR	NR/NR/NR
D1Baseball	NR	NR/NR/NR
NCBWA	NR	NR/25/NR
Perfect Game	NR	NR/RV/NR
USA Today Coaches	NR	NR/RV/NR

	Texas State	KU/UK/WSU
Record	3-1	2-2/4-0/3-1
Conference Record	0-0	0-0
Conference	Sun Belt	Big XII/SEC/Pac-12
Current Streak	L1	W2/W4/W1
Head Coach	Steven Trout	---
Year at School	5th Season	---
Record at School	121-78	---
Career Record	Same	---

Day	Team	Pitcher	Stats
Friday	Texas State	RHP Austin Eaton	1-0, 0.00 ERA, 4 K
	Kansas	RHP Reese Dutton	0-1, 9.00 ERA, 3 K
Saturday	Texas State	LHP Jack Stroud	1-0, 0.00 ERA, 3 K
	Kentucky	LHP Dominic Niman	1-0, 0.00 ERA, 6 K
Sunday	Texas State	RHP Peyton Zabel	1-0, 2.25 ERA, 6 K
	Washington State	LHP Spencer Jones	0-1, 6.75 ERA, 4 K

QUICK HITS

- Texas State dropped its first game of the season at No. 5 TCU on Tuesday by a score of 6-5. It was the team's fifth consecutive road loss dating back to last season. The last road victory for the Bobcats was on May 2, 2023 with a 10-5 win at Incarnate Word.
- In Tuesday's game, Aaron Lugo hit his second homer of the season with it being an inside-the-park home run. It was the first inside-the-parker was the first by a Bobcat since Tyler Sibley did so at Bobcat Ballpark against Houston on Mar. 11, 2011. A member of the Cougars' coaching staff that is current TXST head coach Steven Trout.
- The Bobcat pitching staff has shine so far just four games into the season. The team has a 1.91 ERA with 37 strikeouts and holding opponents to a .175 batting average. The bullpen has posted a 1.45 ERA in 18.2 innings with 23 punchouts to just five walks.
- Ryne Farber is off to an incredible start at the plate. The freshman is batting .750 (9-for-12), which is fourth in the nation, with seven runs and three doubles. He has also leads the team with five walks and two hit by pitches for an .842 OBP while not striking out.
- Last year, Texas State set a team record with five batters hitting 10 or more home runs, surpassing the previous mark of four set in 2022. Returning from that quartet is Chase Mora (17), Cade Manning (10), Daylan Pena (10) and August Ramirez (10) while the only departure was Jose Gonzalez who hit 12 round trippers.
- Mora's 17 homers were tied for the fourth most ever on the team's all-time season list. He matched the campaign totals by Paul Goldschmidt (2008) and Gary Herrmann (1992). Mora hit the most round trippers by a Bobcats since Casey Kalenkosky set the program mark of 21 in 2011.
- In the preseason, Mora was recognized for his performance by being named to the NCBWA Preseason All-America Second Team and the All-Sun Belt Conference Preseason Team at second base.

PROBABLE LINEUP

POS.	NO.	NAME	B/T	AVG	R	H	2B	3B	HR	RBI	OBP	SLG	SB-ATT
C	25	Ian Collier	R/R	.250	2	3	1	0	1	3	.250	.583	0-0
1B	23	Alec Patino	R/R	.417	4	5	1	0	0	4	.529	.500	0-0
2B	2	Chase Mora	R/R	.286	4	4	0	0	0	3	.375	.286	0-0
3B	1	Aaron Lugo	R/R	.500	5	4	1	0	2	4	.667	1.375	0-0
SS	8	Davis Powell	R/R	.154	4	2	0	0	0	4	.333	.154	1-1
LF	7	Daylan Pena	R/R	.125	3	1	1	0	0	2	.222	.250	0-0
CF	31	Ryne Farber	S/R	.750	7	9	3	0	0	2	.842	1.000	1-1
RF	9	Cade Manning	L/L	.143	3	1	0	0	1	5	.364	.571	0-0
or	4	Cameron Thompson	R/R	.375	3	3	0	0	2	4	.500	1.125	0-0
DH	44	Rashawn Galloway	R/R	.333	3	4	0	0	0	1	.385	.333	0-0
or	18	August Ramirez	L/R	.400	0	2	2	0	0	3	.500	.800	0-0

NUMERICAL ROSTER

NO.	NAME	POS.	B/T	HT.	WT.	CL / EXP	HOMETOWN / HIGH SCHOOL	PREVIOUS COLLEGE
1	Aaron Lugo	INF	R/R	5-8	167	Jr. / TR	Parral Chilhuahua, Mexico / Wichita West HS	New Mexico JC
2	Chase Mora	INF / RHP	R/R	6-2	170	So. / 1L	Tomball, Texas / Tomball HS	
3	Cameron Bush	RHP	R/R	6-2	198	R-Sr. / 4L	Round Rock, Texas / Round Rock HS	
4	Cameron Thompson	OF / INF	R/R	6-3	210	R-Sr. / TR	Owasso, Okla. / Owasso HS	Purdue
6	Alex Gonzales	INF	R/R	6-0	196	Sr. / 1L	Argyle, Texas / Argyle HS	Baylor
7	Daylan Pena	INF	R/R	6-1	220	Jr. / 2L	Corpus Christi, Texas / Veterans Memorial HS	
8	Davis Powell	INF	R/R	5-11	176	Sr. / 1L*	Lufkin, Texas / Lufkin HS	Grayson College
9	Cade Manning	INF	L/R	6-1	196	Sr. / 3L	Southlake, Texas / Southlake Carroll HS	
10	Matthew Tippie	RHP	R/R	6-3	201	Jr. / 2R	Wimberley, Texas / Wimberley HS	Angelina College
11	Kameron Weil	OF	L/R	5-10	161	Sr. / 1L	Arlington, Texas / Lamar HS	Weatherford College
12	Ben Merriman	OF	R/R	5-9	195	Fr. / HS	Austin, Texas / Bowie HS	
13	Nicholas Holbrook	RHP	R/R	6-2	221	Jr. / TR	Cumming, Ga. / Forsyth Central HS	Motlow CC
14	Keller Eberly	RHP	R/R	6-0	235	R-So. / TR	Orlando, Fla. / TNXL Academy	College of Central Florida
15	Cameron O'Banan	RHP	R/R	6-0	192	R-So. / TR	Drippings Springs, Texas / Drippings Springs HS	Texas
16	Peyton Benesh	INF	R/R	6-1	190	Sr. / 1L	Austin, Texas / James Bowie HS	Weatherford College
17	Rhett McCaffety	LHP	L/L	6-0	191	Sr. / 2L	Houston, Texas / Cy-Fair HS	
18	August Ramirez	C	L/R	5-11	223	R-Sr. / 2L*	Helotes, Texas / O'Connor HS	Cisco College
19	Tyler Garritano	RHP	R/R	5-10	189	Fr. / HS	Boerne, Texas / Boerne HS	
20	DJ Burke	RHP	R/R	6-2	225	Sr. / TR	San Antonio, Texas / Clark HS	Texas
21	Chris Bernal	C	R/R	5-10	195	R-So. / 1L	McAllen, Texas / McAllen HS	
23	Alec Patino	INF / OF	L/R	5-11	185	Sr. / TR	Sioux City, Iowa / Sioux City East HS	Ohio
24	Peyton Zabel	RHP	R/R	6-7	246	R-Sr. / 2L*	Pierre, S.D. / Riggs HS	Iowa Western CC
25	Ian Collier	C	R/R	6-1	218	Jr. / TR	Plano, Texas / Trinity Christian Academy	Blinn College
26	Jack Stroud	LHP	L/L	5-11	176	Sr. / 1L*	Amarillo, Texas / IMG Academy (Fla.)	Weatherford College
27	Otto Wofford	RHP	R/R	6-1	160	Sr. / 4L*	Mason, Texas / Mason HS	
28	Dalton Buckingham	RHP	R/R	6-2	198	Gr. / 1L	Lakeway, Texas / Lake Travis HS	Sewanee
29	Taylor Seay	RHP	R/R	6-0	183	So. / TR	Lake Jackson, Texas / Brazoswood HS	Angelina College
31	Ryne Farber	INF	S/R	5-11	185	Fr. / HS	San Antonio, Texas / Johnson HS	
34	Drayton Brown	RHP	R/R	6-3	215	Sr. / TR	Nacogdoches, Texas / Hallsville HS	Northwestern State
35	Colby Diaz	RHP	R/R	6-1	203	So. / 1L	Leander, Texas / Rouse HS	
36	Sam Hall	RHP	R/R	6-1	193	So. / TR	Beaumont, Texas / West Brook HS	Panola College
38	Colten Drake	LHP	L/L	6-3	208	R-Jr. / RS	Kerrville, Texas / Tivy HS	Blinn College
39	Tony Robie	RHP	R/R	6-5	220	Sr. / 4L*	Mansfield, Texas / Lake Ridge HS	
40	Austin Eaton	RHP / INF	R/R	6-1	225	R-Jr. / TR	Frisco, Texas / Lone Star HS	Navarro College
41	Samson Pugh	OF	R/R	5-11	186	Fr. / HS	Montgomery, Texas / Lake Creek HS	
42	Calen Graham	RHP	R/R	6-5	230	Jr. / TR	Fort Worth, Texas / International Leadership of Texas	North Central Texas College
43	Tyler Cooper	LHP	L/L	5-11	211	R-So. / TR	Buda, Texas / Hays HS	Temple College
44	Rashawn Galloway	C	R/R	6-0	237	So. / 1L	Boerne, Texas / Boerne HS	
45	Jonathan Martinez	RHP	R/R	6-0	217	Sr. / 3L	Mission, Texas / Palmview HS	
46	Ethan Farris	INF / OF	R/R	6-4	210	Fr. / HS	Cypress, Texas / Cy Woods HS	
RS	Ryan Leary	INF	R/R	6-1	188	Jr. / 2L	Liberty Hill, Texas / Liberty Hill HS	

* - Retained year of eligibility due to COVID-19 pandemic

COACHING AND SUPPORT STAFF

Head Coach:	#30 Steven Trout (TCU, 07), 5th Season
Associate Head Coach:	#5 Josh Blakley (UTSA, 08), 6th Season
Assistant Coach:	#22 Chad Massengale (Bowling Green, '03), 7th Season
Assistant Coach:	#33 Jerry Cervantez (Texas State, '09), 6th Season
Director of Operations:	Joseph Hill (Texas State, '22), 2nd Season
Graduate Assistant:	Kelby Coburn (Howard Payne, '23), 1st Season
Athletic Trainer:	Gabriel Olivas, 2nd Season
Managers:	Aiden Harris, Jacob Switzer
Communications Director:	Phillip Pongratz (Chattanooga, '09 & '11), 9th Season

PRONUNCIATION GUIDE

Tony ROBIE	Row-be
Taylor SEAY	See
Kameron WEIL	Wile
Peyton ZABEL	ZAY-bull

ALPHABETICAL ROSTER

No.	Name	Pos.
16	Peyton Benesh	INF
21	Chris Bernal	C
34	Drayton Brown	RHP
32	Dalton Buckingham	RHP
20	DJ Burke	RHP
3	Cameron Bush	RHP
25	Ian Collier	C
52	Tyler Cooper	LHP
35	Colby Diaz	RHP
38	Colten Drake	LHP
40	Austin Eaton	INF
14	Keller Eberly	RHP
31	Ryne Farber	INF
46	Ethan Farris	INF / OF
44	Rashawn Galloway	C
50	Tyler Garritano	INF
6	Alex Gonzales	INF
43	Calen Graham	RHP
36	Sam Hall	RHP
13	Nicholas Holbrook	RHP
RS	Ryan Leary	INF
32	Aaron Lugo	INF
9	Cade Manning	INF
45	Jonathan Martinez	RHP
17	Rhett McCaffety	LHP / OF
47	Benjamin Merriman	OF
2	Chase Mora	INF / RHP
51	Cameron O'Banan	RHP
23	Alec Patino	INF
7	Daylan Pena	INF
8	Davis Powell	INF
41	Samson Pugh	INF / OF
18	August Ramirez	C
39	Tony Robie	RHP
29	Taylor Seay	RHP
26	Jack Stroud	LHP
4	Cameron Thompson	RHP
10	Matthew Tippie	RHP
11	Kameron Weil	OF
27	Otto Wofford	RHP
24	Peyton Zabel	RHP

BY CLASS

Freshmen.....	5
Sophomores.....	9
Juniors.....	9
Seniors.....	16
Graduate.....	2

BY POSITION

Right-Handed Pitchers.....	17
Left-Handed Pitchers.....	4
Catchers.....	4
Infielders.....	10
Outfielders.....	4
Two-Way.....	2

BY STATE/COUNTRY

Florida.....	1
Georgia.....	1
Iowa.....	1
Oklahoma.....	1
Mexico.....	1
South Carolina.....	1
South Dakota.....	1
Texas.....	34



HEAD COACH STEVEN TROUT

5th SEASON AT TEXAS STATE AS HEAD COACH
11th SEASON AT TEXAS STATE OVERALL

Overall Record: 121-78 (.608)
Texas State Record: 121-78 (52-32 Sun Belt)



TROUT AT A GLANCE

EDUCATION

TCU, 2007

COACHING EXPERIENCE

Year	School	Position
2020-Pres.	Texas State	Head Coach
2018-19	Texas State	Associate Head Coach
2016-17	Texas State	Assistant Coach
2013-15	West Virginia	Assistant Coach
2012	Texarkana College	Head Coach
2011	Houston	Volunteer Assistant
2009-10	Texas State	Volunteer Assistant

PLAYING EXPERIENCE

2008	Fort Worth Cats / Macon Music / Kansas City T-Bones
2006-07	TCU
2004-05	Texarkana College

PLAYING HONORS

2007	TCU	All-Mountain West Second Team All-NCAA Houston Regional Team
2005	Texarkana College	All-Conference

MILESTONE VICTORIES

Win	Date	Opponent	Score	Significance
1	2/14/20	Stony Brook	4-3	1st win as Texas State HC
9	3/3/20	at Baylor	12-2 (8)	1st win over Power 5 program
19	3/7/21	vs. Rice	9-1	5th most wins in TXST History
20	3/9/21	#9 TCU	11-1 (7)	1st win over Top 10 & ranked team
24	3/27/21	ULM	6-5 (10)	1st Sun Belt Conference win
35	5/8/21	South Alabama	13-4	TXST's 250th win @ Bobcat Ballpark
46	3/9/22	at #1 Texas	6-4	1st win over #1 ranked team
50	3/15/22	Prairie View	8-2	50th win as Texas State HC
61	4/14/22	at UTA	6-1	4th most wins in TXST History
81	6/3/22	vs. UC Santa Barbara	7-3	1st NCAA Regional Win
100	3/31/23	Arkansas State	8-7 (10)	100th career win

PLAYER ACCOLADES UNDER TROUT

4	MLB Draftees
8	All-Conference
3	All-Region
7	All-American
2	Freshmen All-American
1	Stopper of the Year
5	Preseason All-American
1	Preseason Golden Spikes Award Watch List
1	Dick Howser Trophy Hitter of the Week
5	Sun Belt Pitcher of the Week
6	Sun Belt Player of the Week
16	Sun Belt Commissioner's List
30	Sun Belt Academic Honor Roll
2	Academic All-District
0	Academic All-American

RECORD VS. 2024 OPPONENTS

Opponent	Career Record	2024 Record
App State*	3-1	0-0
Arkansas State*	7-2	0-0
Houston	3-3	0-0
Houston Christian	1-1	0-0
Incarnate Word	3-1	0-0
James Madison*	0-0	0-0
Kansas	0-0	0-0
Kentucky	0-0	0-0
Louisiana*	5-8	0-0
LSU	0-0	0-0
Marshall*	3-0	0-0
McNeese	0-0	0-0
Old Dominion*	2-1	0-0
Prairie View A&M	2-0	0-0
Sam Houston	2-1	0-0
South Alabama*	5-4	0-0
Southern Miss*	2-1	0-0
Tarleton State	0-0	0-0
TCU	2-3	0-1
Texas	2-5	0-0
Texas A&M	0-4	0-0
Texas A&M-Corpus Christi	1-0	0-0
Troy*	3-3	0-0
ULM*	8-2	0-0
UTRGV	3-0	0-0
UTSA	3-2	0-0
Washington State	0-0	0-0
Youngstown State	3-0	3-0

* Sun Belt Conference Opponent

TROUT'S YEAR-BY-YEAR RECORD

SEASON	SCHOOL	OVERALL	PCT.	CONFERENCE	PCT.	CONFERENCE FINISH	POSTSEASON FINISH
2020	Texas State	14-4	.778	0-0	.000	N/A	N/A
2021	Texas State	21-36	.368	9-15	.375	6th West / 12th Overall	Sun Belt Tournament
2022	Texas State	47-14	.770	26-4	.867	1st	NCAA Stanford Regional
2023	Texas State	36-23	.610	17-13	.567	5th	Sun Belt Tournament
2024	Texas State	3-1	.750	0-0	-	TBD	TBD
TOTALS	CAREER	121-78	.608	52-32	.619	3 SEASONS	

SCOUTING KANSAS

- Kansas is 2-2 on the year and have won two straight.
- Claimed the series finale against UIW at Whataburger Field in Corpus Christi and won Tuesday night at the stadium versus Texas A&M-Corpus Christi.
- Were picked to finish eighth in the 13-team Big XII Conference.
- Kodey Shojinaga leads the Jayhawks with a .500 average (9-for-18) with three home runs, eight RBI, six runs and two doubles.
- Jake English enters batting .444 with three homers, seven RBI and seven runs.
- Also with two round trippers is Ben Hartl (6 RBI).
- Scheduled to take the rubber Friday night is Reese Dunton. The senior right-hander gave up three runs on four hits and two walks while striking out three in three innings in the season opening loss to UIC.
- Grant Adler (3.86 ERA) has tossed a team-high 4.2 innings of relief and leads all pitchers with seven strikeouts.

ALL-TIME VS. THE JAYHAWKS

- The all-time series is tied 1-1.
- Both previous meetings have taken place at a neutral site.
- Most recent meeting also came at Dell Diamond with the Jayhawks winning 9-3 on Feb. 10, 2001.
- First matchup was on Feb. 26, 1995 in Houston that the Bobcats won 8-6.

TXST AGAINST THE BIG XII

- Texas State is 95-192 all-time against current members of the Big XII Conference.
- Most games (79) and wins (26) have been against Baylor.
- The most losses (54) have been to Texas.
- Lone team the Bobcats have a winning record against is UCF at 2-0.
- TXST has a .500 mark against BYU (2-2), Kansas (1-1), Kansas State (1-1) and Oklahoma (5-5).
- Only members that Texas State has not played is Cincinnati and West Virginia.

SCOUTING KENTUCKY

- Kentucky enters the weekend 4-0.
- Swept the opening series at USC Upstate and claimed their home opener on Tuesday against Morehead State.
- Was picked to finish fifth in the SEC West.
- Ty Crittenberger is hitting a team best .500 while hitting one of the team's four home runs.
- Nick Lopez comes in with a .455 average and team-high three doubles.
- Grant Smith and Ryan Nicholson pace the squad with six and four RBI, respectively.
- The Wildcats are 14-for-14 stealing bases with eight guys swiping a bag. A team-high three have been stolen by Devin Burkes.
- Projected to start on Saturday is left-hander Dominic Niman. In his first start, he struck out six in five scoreless innings to earn the win.
- Johnny Hummel has earned the team's lone save. Over two appearances, he has not allowed a baserunner and struck out four
- Also making two relief appearances and tossing 2.1 innings apiece has been Jackson Nove (1-0, 0.00 ERA) and Cameron O'Brien (3.86 ERA, 3 K).

ALL-TIME VS. WILDCATS

- Saturday will be the first-ever meeting against Kentucky.

TXST AGAINST THE SEC

- Against current members of the SEC, Texas State is 14-55 all-time.
- The most games (62), wins (14) and losses (48) have been against Texas A&M.
- Bobcats have also faced Arkansas (0-1), Florida (0-1), LSU (0-3) and Missouri (0-3).
- Saturday is the first time TXST has faced an SEC program outside of Texas since 2011 when the team played Arkansas and Missouri.

SCOUTING WASHINGTON STATE

- Washington State comes to Round Rock 3-1 on the season after its four-game opening series at Utah Tech.
- Will play their first home game on Mar. 1 against Rhode Island
- Cougars were picked to finish last in the 11-team Pac-12 Conference.
- Offense
- Slated to get the ball on Sunday is Spencer Jones. The lefty is 0-1 with a 6.75 ERA and four strikeouts over 5.1 innings. Of his five hits, three have gone for extra-bases with two homers and one double.
- The lone save has been earned by Jacob Gabler after recording one out in his lone appearance.
- Both Andrew Baughn (3.00 ERA, 3 IP, 1 K) and Chase Grillo (3.86 ERA, 2.1 IP, 3 K) have made a team-high two relief appearances.

ALL-TIME VS. COUGARS

- Texas State leads the all-time series 4-3.
- Last time the teams played was to open the 2016 season in San Marcos and saw the Bobcats win the first three games of the four-game series.
- Teams also met for a three-game series in Pullman, Wash. from Mar. 7-8, 2016 as the the Cougars won the first two contests and the Bobcats claimed the series finale 5-3.

TXST AGAINST THE PAC-12

- Texas State is 11-15 against current members of the Pac-12 Conference.
- Most games (7) and wins (4) are against Washington State while the most losses (4) have been to Washington.
- Bobcats have a .500 or better record against Arizona (2-1), California (1-0), Oregon (2-2) and Utah (1-0).
- Only time TXST has faced a Pac-12 team in the NCAA Tournament was in 2022 at the Stanford Regional when the Bobcats faced the Cardinals three times and going 1-2.

TROUT ERA

- The 2024 season marks the fifth under the leadership of Steven Trout.
- Trout is the sixth head coach in program history and the fifth in the team's Division I history.
- It will be Trout's 11th season with the Bobcats after serving two years each as the associate head coach (2018-19), assistant coach (2016-17) and volunteer assistant (2009-10).
- This is Trout's second head coaching jobs and first at the NCAA Division I level. He was the head coach at Texarkana College in 2012, the team's final season before all of the athletic programs were disbanded. Trout went 34-25 in his lone season leading the Bulldogs.

TXST HEAD COACHING VICTORIES

- Head Coach Steven Trout has won 121 games leading the Texas State program.
- His victory total is the fourth most in team history, which he reached after the Bobcats won 6-1 at UT Arlington on Apr. 14, 2022.
- Trout won his 100th game on Mar. 31, 2022 in a 10-inning affair versus Arkansas State.
- Next on the list is Howard Bushong with 171 wins.
- The Bobcats' all-time winningest head coach is Ty Harrington with 657 victories.

Rk	Head Coach	Years	Wins
1	Ty Harrington	2000-19	657
2	Steve Prentice	1987-93	222
3	Howard Bushong	1994-99	171
4	Steven Trout	2020-Pres.	121

FASTEST TO 100 WINS

- Steven Trout reached 100 victories at Texas State with an 8-7 win in 10 innings in the series opener against Arkansas State on Mar. 31, 2023.
- He became the fastest Bobcat head coach to reach triple-digit victories, needing 162 games to do so.
- The previous record for fastest TXST manager to 100 victories was Ty Harrington, who did so in 168 games.

Rk	Head Coach	GMs to 100
1	Steven Trout	162
2	Ty Harrington	168
3	Steve Prentice	172

TEXARKANA COLLEGE COACHING CONNECTION

- Steven Trout is one of four former Texarkana College head coaches that currently lead a Division I program.
- Others former Bulldog head coaches are Will Bolt (Nebraska), Matt Deggs (Louisiana) and Dave Van Horn (Arkansas).
- Texas State pitching coach Chad Massengale was an assistant coach at Texarkana College from 2004-07 and served as interim coach during the 2007 season.

SEASON OPENING OFFENSIVE EXPLOSION

- The season opener saw Texas State have an offensive explosion.
- The team scored 20 runs with 17 coming in the first three innings.
- Overall, it was the second most runs scored by a Bobcat team in the first game of a season.
- The program record is 28 in 2001 against Texas Southern.

BREAK OUT THE BROOMS

- Texas State has compiled 14 weekend sweeps since the start of the 2022 season.
- It is the second most sweeps in that span.
- Only team with more is Tennessee with 15.

QUICK FACTS

General

Location	San Marcos, Texas
Founded	1899
Enrollment	35,378 (Spring 2024)
Nickname	Bobcats
Colors	Maroon and Gold
Affiliation	NCAA Division I
Conference	Sun Belt
President	Dr. Kelly Dampousse
Director of Athletics	Don Coryell
Faculty Representative	Dr. Michelle Hamilton

Stadium Information

Name	Bobcat Ballpark
Capacity	2,500
Built	2009
Field	Field Turf Classic HD 2'
Dimensions	330 Left - 405 Center - 330 Right

Team Information

2023 Overall Record	36-23
Home	25-7
Away	10-14
Neutral	1-2
Conference Finish	5th
Conference Record	17-13
Postseason	Sun Belt Tournament
Returning Letterwinners	20
Positional Starters Returning	6
Starting Pitchers Returning	2
Other Pitchers Returning	7
Lettermen Lost	17
Professional Baseball	2
Newcomers	20

Coaching Staff

Head Coach	Steven Trout
Alma Mater	TCU, 2007
Record at Texas State	118-77 (5th Season)
Career Record	Same
Assistant Coach	Josh Blakley
Alma Mater	UTSA, 2008
Assistant Coach	Chad Massengale
Alma Mater	Texas State, 2002
Volunteer Assistant	Jerry Cervantez
Alma Mater	Texas State, 2009
Director of Operations	Joseph Hill
Alma Mater	Texas State, 2022

History

First Year	1984
All-Time Record	1,246-1,005-5 (.553)
All-Time Sun Belt Record	147-117
Sun Belt Regular Season Titles	2 (2019, 2022)
Sun Belt Tournament Titles	0
All-Time Sun Belt Tournament Record	10-14
All-Time WAC Record	16-11
WAC Regular Season/Tournament Titles	0
All-Time WAC Tournament Record	2-1
All-Time Southland Record	376-269
SLC Regular Season Titles	3 (2009, 10, 11)
SLC Tournament Titles	4 (1997, 99, 00, 11)
NCAA Tournament Appearances	6
.....	(1997, 1999, 2000, 2009, 2011, 2022)
All-Time NCAA Tournament Record	6-12

• The Bobcats has claimed one sweep this season, recorded four sweeps last season and had a program record nine in 2022, surpassing the previous mark of six in 2009 and matched in 2011.

Sweeps since 2022

Rk	Team	Sweeps
1	Tennessee	15
2	Texas State	14
3	LSU	12
	Southern Miss	12
	UC Santa Barbara	12
	UConn	12
7	Rutgers	11
	Wake Forest	11
9	USC Upstate	10
10	Davidson	9
	Georgia Southern	9

PITCHING APPEARANCES

- Cameron Bush has made 61 appearances on the mound as a Bobcat.
- His total the 14th most in team history, breaking a tie with Donnie Hart (2011-13), Fielding Pittman (2010-11) and Bobby Sawicki (2001-05) after throwing in the second game of the series against Youngstown State.
- Just shy of cracking the top 15 is Tony Robie (57) and Otto Wofford (58).
- The program's all-time leader is Hunter Lemke (2011-14) with 95 appearances.

Career Appearances

Rk	Player	Years	APP
13	Jeff McVaney	2009-12	64
14	Cameron Bush	2020-Pres.	61
15	Donnie Hart	2011-13	60
	Fielding Pittman	2010-11	60
	Bobby Sawicki	2001-05	60
...	Otto Wofford	2020-Pres.	58
...	Tony Robie	2020-Pres.	57

FIRST COLLEGIATE BOMB

- Samson Pugh came off the bench and hit a home run in his first career plate appearance in the season opener.
- It is the second straight year that a Bobcat freshman has recorded a homer in their first collegiate plate appearance.
- Pugh joins Chase Mora, who would hit a NCAA record three home runs in his first three career plate appearances.

PRESEASON ALL-AMERICAN

- Chase Mora was selected to the NCBWA Preseason All-America Second Team at second base.
- It is the second straight year that a Bobcat was on a NCBWA Preseason All-American team after Levi Wells was chosen to third team in 2023.
- Mora was one of six Sun Belt Conference players named to one of the three preseason teams.

SUN BELT PRESEASON ACCOLADES

- Texas State was picked to finish fifth in the Sun Belt Conference Coaches' Preseason Poll after totaling 138 points.
- Bobcats came in behind Coastal Carolina, Southern Miss, Troy and Louisiana, respectively, while finishing ahead of Old Dominion (6th), Georgia Southern (7th) and South Alabama (8th).
- Chase Mora was the lone TXST player named the All-Sun Belt Preseason Team, making the team at second base.

D1BASEBALL PLAYER RANKS

- Texas State had two players on D1Baseball's preseason positional rankings.
- Chase Mora was ranked as the 22nd best third baseman in the country after

being projected to play their in the preseason by the coaching staff.

- Davis Powell came in at 19th on the shortstops list after leading the Bobcats in hitting (.337).

PERFECT GAME PRESEASON HONORS

- Three Bobcats were recognized on Perfect Game's Preseason All-Sun Belt awards.
- Chase Mora (2B) and Tony Robie (SP) were both on the preseason all-conference team.
- Ryen Farber was picked as the league's Freshman of the Year.

SENIOR LADEN

- 18 seniors/graduate students dot the Texas State roster this year.
- The total is tied for the second most in the nation along with Houston, Notre Dame and Southern Illinois.
- Only team with more is Utah Valley with 20.

Grad/Seniors

Rk	Team	#
1	Utah Valley	20
2	Texas State	18
	Houston	18
	Notre Dame	18
	Southern Illinois	18

OVERHAULED PITCHING STAFF

- The Bobcats will have plenty of new faces on the mound this season.
- Trout and his staff brought in 14 new pitchers with nine from the junior college ranks, three being Division I transfers and two straight out of high school.
- Only two starters are back from last season led by Tony Robie (5-4, 4.33 ERA) and Peyton Zabel (2-2, 5.46 ERA), who made nine midweek starts.
- Key returns from the bullpen are Cameron Bush (1-1, 5.01 ERA), Jonathan Martinez (3.93 ERA), Rhett McCafferty (2 SV), Jack Stroud (3-2, 4.5V, 3.56 ERA) and Otto Wofford (2-0).

TWO-YEAR VICTORIES

- Over the past two seasons (2022-23), Texas State has won 83 games.
- It is the most victories over a two-year span in program history.
- The previous best was 79 games which was done in twice: 2009 (41 W) & 2010 (38 W) and 2010 (38 W) & 2011 (41 W).
- TXST's three-year record for wins is 120 set from 2009-11.
- This year's team needs 34 more wins to tie the three-year record.

OPENING DAY

- The 2024 season is the 41st in the history of Texas State baseball.
- On opening day, the Bobcats are now 25-16 all-time after beating Youngstown State.
- TXST has won its last six opening day contests with the last loss being in 2018 to Oklahoma State.

HOME OPENERS

- Texas State began the season at home for the 14th consecutive year.
- Last time the Bobcats did not open the year in San Marcos was in 2010 with a three-game series at Houston.
- TXST is 9-5 in its last 14 home openers and have won six straight after beating Youngstown State 20-1.
- All-time, Texas State sports a 25-16 record in home openers.

SEASON LONG BALLS

- Chase Mora hit 17 home runs to pace Texas State last season.
- The freshman tied Paul Goldschmidt (2008) and Gary Herrmann (1992) for the fourth most long balls in a season in team history.
- Mora's homer total was the most by a Bobcat since Casey Kalenskoy set the single-season record with 21 in 2011.

TXST IN THE SUN BELT

Team Batting

Batting Avg.	.317	3rd
Slugging Pct.	.556	2nd
On-Base Pct.	.451	3rd
Runs Scored	42	3rd
Hits	40	4th
RBlis	36	3rd
Doubles	9	T-4th
Triples	0	T-8th
Home Runs	7	2nd
Total Bases	70	T-2nd
Plate Appearances	-	-
At Bats	126	12th
Walks	27	T-6th
Hit by Pitch	6	10th
Strikeouts	20	14th
Sac Bunts	1	T-9th
Sac Flies	3	T-4th
Stolen Bases	2	13th
Caught Stealing	0	T-12th
Steal Attempts	2	13th
Grounding into Double Play	4	T-2nd

Team Pitching

ERA	1.91	2nd
Opp. Batting Avg.	.175	3rd
Innings Pitched	33.0	14th
Strikeouts	37	9th
Strikeouts Looking	9	12th
Wins	3	T-5th
Losses	1	T-12th
Saves	0	T-9th
Runners Picked Off	3	1st
Sac Bunts Allowed	0	T-10th
Sac Flies Allowed	2	T-3rd
Hits Allowed	20	2nd
Runs Allowed	10	3rd
Earned Runs Allowed	7	2nd
Walks Allowed	17	10th
Doubles Allowed	4	T-1st
Triples Allowed	0	T-1st
Home Runs Allowed	1	T-2nd
Wild Pitches	4	T-5th
Balks	2	2nd
Hit Batters	4	T-10th
Intentional Walks	0	T-3rd

Team Fielding

Fielding Pct.	.971	7th
Chances	137	13th
Putouts	99	14th
Assists	34	12th
Most Errors	4	T-9th
Fielding Double Plays	1	T-11th
Stolen Bases Against	1	T-13th
Caught Stealing By	2	T-3rd
Steal Attempts Against	3	T-11th
Passed Balls	0	T-9th
Catchers Interference	0	T-2nd

STAT COMPARISON

	AVG.	GP	AB	R	H	2B	3B	HR	RBI	TB	SLG%	BB	HBP	SO	GDP	OB%	SF	SH	SB-ATT
Texas State	.317	4	126	42	40	9	0	7	36	70	.556	27	6	20	4	.451	3	1	2-3
Kansas	.289	4	135	36	39	7	0	10	35	76	.563	29	7	23	4	.434	2	0	0-0
Kentucky	.273	4	139	32	38	9	0	4	29	59	.424	17	4	28	1	.369	0	3	14-14
Washington St.	.318	4	148	29	47	10	3	9	29	90	.608	15	5	22	3	.396	1	0	4-8

	ERA	W-L	CG	SHO	SV	IP	H	R	ER	BB	SO	2B	3B	HR	AVG.	WP	HBP	BK	SFA	SHA
Texas State	1.91	3-1	0	0	0	33.0	20	10	7	17	37	4	0	1	.175	4	4	2	2	0
Kansas	6.75	2-2	0	0	0	36.0	44	33	27	22	36	4	3	2	.303	2	4	0	1	4
Kentucky	3.25	4-0	0	1	1	36.0	30	15	13	11	29	4	1	4	.222	2	9	1	1	1
Washington St.	4.89	3-1	0	0	1	35.0	40	20	19	16	24	7	0	5	.301	6	4	0	2	2

BOBCATS BY THE NUMBERS

	OVERALL	SUN BELT
Total	3-1	0-0
Conference	0-0	0-0
Non-Conference	3-1	0-0
Home	3-0	0-0
Away	0-1	0-0
Neutral	0-0	0-0
Day	2-0	0-0
Night	1-1	0-0
vs Left	1-1	0-0
vs Right	2-0	0-0
1-Run games	0-1	0-0
2-Run games	0-0	0-0
5+Run games	3-0	0-0
Extra innings	0-0	0-0
Shutouts	0-0	0-0
Scoring 0-2 runs	0-0	0-0
Scoring 3-5 runs	0-1	0-0
Scoring 6-9 runs	1-0	0-0
Scoring 10+ runs	2-0	0-0
Opponent 0-2 runs	3-0	0-0
Opponent 3-5 runs	0-0	0-0
Opponent 6-9 runs	0-1	0-0
Opponent 10+ runs	0-0	0-0
Scored in 1st inning	2-0	0-0
Scores first	1-0	0-0
Opp. scores first	2-1	0-0
After 6 leading	3-0	0-0
After 6 trailing	0-1	0-0
After 6 tied	0-0	0-0
After 7 leading	2-0	0-0
After 7 trailing	0-1	0-0
After 7 tied	0-0	0-0
After 8 leading	2-0	0-0
After 8 trailing	0-1	0-0
After 8 tied	0-0	0-0
Hit 0 home runs	1-0	0-0
Hit 1 home run	1-1	0-0
Hit 2+ home runs	1-0	0-0
Opponent 0 home runs	2-1	0-0
Opponent 1 home run	1-0	0-0
Opponent 2+ HRs	0-0	0-0
Made 0 errors	1-0	0-0
Made 1 error	1-1	0-0
Made 2+ errors	1-0	0-0
Opp. made 0 errors	1-0	0-0
Opp. made 1 error	0-1	0-0
Opp. made 2+ errors	2-0	0-0
Out-hit opponent	2-1	0-0
Out-hit by opponent	0-0	0-0
Hits are tied	1-0	0-0
February	3-1	0-0
March	0-0	0-0
April	0-0	0-0
May	0-0	0-0
June	0-0	0-0
Monday	0-0	0-0
Tuesday	0-1	0-0
Wednesday	0-0	0-0
Thursday	0-0	0-0
Friday	1-0	0-0
Saturday	1-0	0-0
Sunday	1-0	0-0
White Jersey	1-0	0-0
Cream Jersey	1-0	0-0
Pinstripe Jersey	1-0	0-0
Camo Jersey	0-0	0-0
Gold Jersey	0-0	0-0
Maroon Jersey	0-1	0-0
Black Jersey	0-0	0-0
Grey Pinstripe	0-0	0-0
Current streak	L1	W1
Longest winning streak	3	-
Longest losing streak	1	-
Home attendance	3/4,486	1,495

Season Home Runs

Rk	Player	Year	HR
1	Casey Kalenkosky	2011	21
2.	Paul Goldschmidt	2009	18
	Luke Cannon	2006	18
4	Chase Mora	2023	17
	Paul Goldschmidt	2008	17
	Gary Herrmann	1992	17

FRESHMAN HR KING

- Chase Mora's 17 home runs in 2023 were the most ever hit by a freshman in Texas State history.
- He smacked the record breaking homer in the second game of the doubleheader at South Alabama on Apr. 6 with a solo shot in the sixth for his 11th long ball.
- Previous record holder was Tyler Sibley with 10 in 2009.

TEAM PUNCH OUTS

- Last season saw Texas State pitchers strikeout 536 opposing batters.
- The total was the second most in program history behind the 541 set in 2022.
- The last two seasons are the only ones in team history that the Bobcat pitching staff has recorded 500 or more strikeouts.

Season Strikeout List

Rk	Year	K
1	2022	541
2	2023	536
3	2011	494

#SLAMMARCOS

- Texas State continued to live up to its billing as #SlamMarcos with seven home runs so far in 2023.
- Last year saw the team hit 83 home runs, the second most in team history.
- The 2022 team set the program record with 87 homers.
- Last season's 83 round trippers were tied for the 65th most in the nation with Arizona State, Ole Miss and Virginia.

Season HR List

Rk	Year	HR
1	2022	87
2	2023	83
3	2009	75

DEFICIT CATS

- Since the start of the 2022 season, Texas State has recorded 44 comeback victories.
- This year has seen the Bobcats record two comeback victories.
- Last season the team had 19 such wins
- The 2022 squad won 23 games after trailing.

HOME SWEET HOME

- Texas State has an all-time record of 304-146-1 (.675) at Bobcat Ballpark since it opened in 2009.
- This year, the Bobcats are 3-0 following the sweep of the Penguins.
- Last season saw the Bobcats go 25-7 at home.
- It was the ninth time in program history that TXST has reached 20 wins at Bobcat Ballpark and 13th time overall.

BOBCAT BALLPARK ATTENDANCE RECORD

- Through opening weekend, Texas State has seen 4,486 fans attend a game for an average of 1,495.
- Last season saw the Bobcats set a program record for total and average attendance with 52,216 and 1,632, respectively.
- Both marks rank in the top half of the Sun Belt Conference.
- The previous average and total attendance records were set in 2017 at 1,492 and 49,285, respectively.
- For the eighth year since the park has opened, the Bobcats have had 2,000+ fans come to multiple games with a program tying four such contests that was set in 2017.
- Since the opening of the stadium in 2009, there have been 26 games with an attendance of 2,000 or more.
- Four times there has been a crowd of 3,000+ to see a game at Bobcat Ballpark with the first being on Mar. 21, 2017 with 3,017.
- A stadium record 3,425 fans attended the game this season against #19 Texas, surpassing the previous mark of 3,283 set last year versus the #1 Longhorns.

EXTRA-INNING GAMES

- Under head coach Steven Trout, Texas State is 4-5 overall in extra-inning games.
- Four of those contests came in 2023 with the Bobcats winning three of them.
- The longest game was a 12-inning affair versus Georgia State in the Sun Belt Conference Championship that TXST took 6-5 on a Daylan Pena walk-off homer.
- All three of the other games were 10-inning contests that saw the Bobcats defeat Arkansas State and Old Dominion while falling to South Alabama.

RANKED WINS

- For two straight seasons, Texas State has won five games against ranked opponents.
- Last season saw the Bobcats defeat Southern Miss (#25, 2x), TCU (#11), Texas (#19) and UTSA (#25) with the last two victories coming on the road against the Longhorns and Roadrunners.
- Since the start of the 2022 season, the Bobcats are 10-6 against ranked foes.
- Last season saw TXST go 5-4 against ranked opponents with victories over #1 Texas, #2 Stanford, #11 Arizona (2x) and #20 UC Santa Barbara.

FRESHMAN ALL-AMERICAN

- Perfect Game named Chase Mora to their Freshman All-American Second Team Team Freshman All-American at second base.
- He was one of seven non-Power 5 freshmen hitters among the two teams.
- The only other representative from the Sun Belt was Coastal Carolina's catcher Caden Bodine.

BACK-TO-BACK WINS IN AUSTIN

- With a 9-3 win over #19 Texas, the Bobcats won consecutive games in Austin over the Longhorns for just the third time in program history.
- The latest and longest stretch was four games from May 2, 2000 to Apr. 23, 2002.
- First time TXST won back-to-back games in the Lone Star State capital city was Mar. 25 and Apr. 15, 1997.

P5 WINS

- Since the start of the 2022 season, Texas State has won 13 games against Power 5 programs.
- Last saw saw the Bobcats claim five such victories with wins over Northwestern (3x), TCU and Texas.
- In 2022, TXST set a program record with eight P5 victories, surpassing the previous mark of six in 2004, 2010 & 2012.
- Texas State had wins over Arizona (2x), Baylor, Ohio State (3x), Stanford and Texas in 2022.
- This season, the Bobcats will play 10 games against the Power 5 with contests against Houston, Kansas, Kentucky, LSU, TCU, Texas (3x), Texas A&M and Washington State

RANKED SERIES VICTORIES

- Texas State has now won three series in program history against a ranked opponent after winning the series over #25 Southern Miss.
- The first was in 2017 when TXST claimed two of three games at home against Coastal Carolina (#20), and the second came last season with two victories at Arizona (#11).
- Bobcats also defeated Oregon (#16) twice on the road in back-to-back midweek games.

BOMBS AWAY

- Texas State needed all seven home runs it hit in the series clinching victory over the Bison with blasts coming from Rashawn Galloway, Cade Manning, Chase Mora (4) and August Ramirez.
- It was the second game this season in which the Bobcats have hit seven or more long balls in a game. The first came in the series finale against Northwestern with a program record eight homers.
- Only team in the country with two games or seven or more home runs this season is the Bobcats.

HR GAME RECORD

- In the series finale against Northwestern, Texas State hit a program single-game record eight home runs.
- The Bobcats hit a home run in seven of the eight innings with two coming in the fourth.
- Previous record in a game was seven that was set in set on Feb. 23, 2022 against Texas A&M-Corpus Christi and matched on Mar. 13, 2021 versus Houston. Both of those games also took place in San Marcos.
- The eight round trippers are tied for the most in a contest this season as it has been matched by Florida (Feb. 26; Cincinnati), Old Dominion (Mar. 25; Marshall), St. Joseph's (Mar. 31; at Richmond) and UT Arlington (Mar. 24; at Houston).

MLB (2)

Name	Years at TXST	Club
Kyle Finnegan	2011-13	Washington
Paul Goldschmidt	2007-09	St. Louis

AAA (1)

Name	Years at TXST	Club
Hunter McMahon	2019	St. Paul (MIN)

AA (4)

Name	Years at TXST	Club
Nick Frazee	2017-19	New Hampshire (TOR)
Zachary Leigh	2017-21	Tennessee (CHC)
Tristan Stivors	2020-22	Birmingham (CHW)
Dalton Shuffield	2018-22	Wichita (MIN)

Rookie (1)

Name	Years at TXST	Club
Levi Wells	2022-23	FCL Orioles (BAL)

Frontier League (2)

Name	Years at TXST	Club
Jose Gonzalez	2021-23	Yolo
Jaylen Hubbard	2015-19	Cleburne

ATTENDANCE INFORMATION

Bobcat Ballpark History

Rk.	DATE	OPPONENT	RESULT	ATT.
1.	4/10/23	#19 Texas	L, 2-5	3,425
2.	3/8/22	#1 Texas	L, 8-9	3,283
3.	4/23/19	Texas	W, 7-6	3,119
4.	3/21/17	Texas	W, 11-10 (10)	3,017
5.	3/28/17	Texas A&M	L, 3-9	2,952
6.	3/1/16	Texas	L, 4-10 (11)	2,776
7.	3/24/15	#10 Texas	L, 4-6	2,653
8.	3/11/14	#10 Texas	L, 3-6	2,603
	3/30/10	Texas A&M	W, 6-5 (11)	2,603
10.	3/3/09	Texas	L, 5-6	2,593
11.	3/27/18	Texas	L, 1-6	2,547
12.	4/23/13	Texas A&M	W, 4-1	2,512
13.	3/14/23	#11 TCU	W, 8-4	2,486
14.	2/14/14	Michigan	W, 8-7 (10)	2,439
15.	2/18/11	Nebraska	W, 7-2	2,386
16.	2/16/18	Oklahoma St.	L, 2-6	2,213
17.	2/19/16	Washington St.	W, 6-2	2,183
18.	3/4/12	Notre Dame	W, 6-0	2,181
19.	2/15/19	Utah	W, 8-3	2,107
20.	2/17/17	Purdue	L, 3-9	2,068
21.	2/17/23	Northwestern	W, 12-4	2,049
22.	4/12/22	Baylor	W, 11-4	2,047
23.	3/7/23	UTSA	L, 2-11	2,028
24.	3/18/14	Rice	L, 1-14	2,013
25.	4/18/15	Louisiana (DH)	L, 3-11/W, 10-4	2,004
26.	2/22/17	Baylor	L, 0-4	2,002

Home Attendance Ranks in the Sun Belt Conference

Yr.	Total	Average	SBC Rk	NCAA Rk
2014	42,834	1,428	2nd	45th
2015	36,565	1,261	6th	57th
2016	41,403	1,294	3rd	48th
2017	49,258	1,492	3rd	48th
2018	44,341	1,430	3rd	46th
2019	33,537	1,242	5th	57th
2020	15,724	1,210	3rd	37th
2021	18,533	639	5th	42nd
2022	40,769	1,315	5th	51st
2023	52,216	1,632	6th	42nd
2024	4,486	1,495	-	-

CAREER LONG BALLS

- Both Chase Mora and Daylan Pena are closing in on reaching 20 career home runs as a Bobcat.
- Pena enters the season with 18 long balls and Mora has 17.
- They could be the third set of teammates to reach 20 homers while playing together.
- Most recent to reach the mark was Dalton Shuffield and John Wuthrich in 2022.
- Casey Kalenkosky, Kyle Kubitz and Jeff McVane are the only trio to all reach 20 career home runs together as they did so in the 2011 season.
- Only 18 Texas State players have ever hit 20 career homers.
- The program record is 36 held by Paul Goldschmidt.

Career Home Runs

Rk	Player	Years	HR
15	Granger Studdard	2014-16	21
	David Wood	2006-07	21
17	Dalton Shuffield	2018-22	20
	Anthony Dominguez	1998-99	20
...	Daylan Pena	2022-Pres.	18
...	Chase Mora	2023-Pres.	17

WALK-OFF ENDINGS

- Since the start of the 2019 season, Texas State has gone 20-7 in games that have ended via a walk-off.
- This season the Bobcats are 1-0 with a run-rule walk-off against Youngstown State in the series finale.
- The past two years saw TXST go 4-1 in each campaign while posting a 2-4 mark in 2021, 3-0 in 2020 and 6-1 in 2019.

MULTIPLE BIG XII VICTORIES

- Texas State will look to extend its streak to four consecutive years with multiple victories over Big XII Conference teams.
- Last season saw the Bobcats go 2-2 against the Big XII with wins over #11 TCU and #19 Texas.
- In, 2022, TXST claimed victories against #1 Texas and Baylor and the 2021 season saw the Bobcats defeat Oklahoma and the Horned Frogs.
- The 2021 season was the first time since 2016 Texas State defeated multiple Big XII foes in a season.
- Texas State has five games remaining against Big XII opponents this season with contests versus Houston (1), Kansas (1) and Texas (3).

SUN BELT OPENERS

- Texas State is 6-3 all-time in the Sun Belt Conference opener.
- Last season saw the Bobcats fall to Southern Miss and have now dropped three of their last four games to start league play.
- Lone win in that time came in 2022 against Arkansas State while the other two defeats came against Little Rock (2021) and South Alabama (2019).
- TXST won its first five openers as a member of the Sun Belt.
- In the first Sun Belt series of a season, Texas State is 19-8 all-time after winning the series over the Golden Eagles last year.
- The Bobcats have swept the first Sun Belt series four times (2014, 2016, 2018, 2022).

RUN-RULE VICTORIES

- Since the 2020 season, Texas State has won nine games by run-rule with seven of them coming at home.
- The Bobcats picked up their first such victory this year in the series finale against the Penguins.
- Last season, TXST had just one run-rule win with it coming in the regular season finale against ULM.
- Also posted three run-rule victories in 2022 and had two apiece in 2021 and 2020.

NEW CONFERENCE RUN RULE

- This year, the Sun Belt Conference has implemented a new rule for league games.
- All games will end after seven innings (6.5 if the home team is winning) if a team is winning by 10 or more runs.
- This is copying a rule implemented last season by the SEC.
- Previously, only the series finale if a team was flying would a 10-run rule be applied to conference games.

DRAFTED BOBCATS

- Levi Wells was selected in the 2023 MLB Draft back in July.
- He was selected in the fourth round with the 118th overall pick by Baltimore.
- The right-handed pitcher was the fourth highest drafted Bobcat in program history and the fifth ever to be taken within the first five rounds.
- Last time a TXST player was a top five round pick was Kyle Kubitz in 2011

when Atlanta took him in the third round.

- His selection marked the 20th year in the last 21 that a Bobcat was drafted. The lone exception was in 2020 due to the draft being shortened to just five rounds.
- Wells was the 77th TXST player drafted in program history.

PROCATS

- Heading into the 2024 season, 10 former Texas State players are playing professional baseball with eight in a Major League Baseball organization and two competing with an independent league team.
- Playing in the majors are Kyle Finnegan (Washington) and Paul Goldschmidt (St. Louis). Goldschmidt won the 2022 NL MVP award and is the second player from a college/university in the Lone Star State to win an MVP award, joining Roger Clemens (Texas) in 1986.
- Hunter McMahon ended 2023 pitching for St. Paul, the AAA team of the Minnesota Twins.
- Four former Bobcats reached AA level in Nick Frazee (New Hampshire; Toronto), Zachary Leigh (Tennessee; Chicago Cubs), Dalton Shuffield (Wichita; Minnesota) and Tristan Stivors (Birmingham; Chicago White Sox).
- Levi Wells was selected in the fourth round of the 2023 MLB Draft by Baltimore but did not appear in any games after signing with the organization.
- Jaylen Hubbard competed his second season with the Grand Junction Jackalopes of the independent Pioneer League. He set a league record with 117 RBI and hit a franchise record 25 home runs in 2023. This season, Hubbard has signed to play with the Cleburne Railroaders of the American Association of Professional Baseball.
- Jose Gonzalez will play for the Yolo High Wheelers out of Davis, California. He is coming a Bobcat career in which he hit 33 home runs, the second most in team history.

NATIONAL POLLS

D1BASEBALL (FEB. 19)

Rk	School	Rec.	Prev.
1.	Wake Forest	3-0	1
2.	Arkansas	2-1	2
3.	LSU	3-0	4
4.	Florida	0-1	2
5.	TCU	3-0	5
6.	Vanderbilt	2-1	6
7.	Oregon State	3-0	7
8.	Texas A&M	3-0	8
9.	Tennessee	2-1	9
10.	Clemson	3-0	10
11.	East Carolina	3-0	11
12.	Duke	3-0	12
13.	NC State	2-1	13
14.	Virginia	3-0	14
15.	North Carolina	3-0	15
16.	Texas	2-1	16
17.	Alabama	3-0	19
18.	Iowa	2-1	20
19.	Texas Tech	2-1	21
20.	UCLA	3-0	22
21.	South Carolina	3-0	25
22.	UC Santa Barbara	1-2	17
23.	Indiana	2-1	NR
24.	Kansas State	2-1	24
25.	Coastal Carolina	1-2	18

BASEBALL AMERICA (FEB. 19)

Rk	School	Rec.	Prev.
1.	Wake Forest	3-0	1
2.	LSU	3-0	2
3.	Arkansas	2-1	3
4.	Oregon State	3-0	5
5.	Florida	0-1	4
6.	TCU	3-0	6
7.	Vanderbilt	2-1	7
8.	Tennessee	2-1	8
9.	Clemson	3-0	9
10.	Virginia	3-0	10
11.	Texas A&M	3-0	11
12.	South Carolina	3-0	12
13.	Duke	3-0	16
14.	Texas	2-1	13
15.	East Carolina	3-0	14
16.	North Carolina	3-0	17
17.	Texas Tech	2-1	18
18.	Iowa	2-1	20
19.	NC State	2-1	21
20.	Auburn	3-0	23
21.	UC Irvine	3-0	25
22.	Indiana	2-1	NR
23.	Coastal Carolina	1-2	19
24.	UCLA	3-0	NR
25.	Dallas Baptist	3-0	NR

NCBWA (FEB. 19)

Rk	School	Rec.	Prev.
1.	Wake Forest	3-0	1
2.	LSU	3-0	2
3.	TCU	3-0	6
4.	Oregon State	3-0	8
5.	Arkansas	2-1	4
6.	Florida	0-1	3
7.	Tennessee	2-1	5
8.	Clemson	3-0	12
9.	Texas A&M	3-0	10
10.	Vanderbilt	3-0	7
11.	Virginia	3-0	11
12.	Duke	3-0	14
13.	East Carolina	3-0	13
14.	North Carolina	3-0	16
15.	Texas	2-1	9
16.	South Carolina	3-0	15
17.	NC State	2-1	18
18.	Alabama	3-0	23
19.	UCLA	3-0	22
20.	Texas Tech	2-1	20
21.	Iowa	2-1	21
22.	Auburn	3-0	25
23.	Stanford	1-2	17
24.	Kentucky	3-0	RV
25.	Dallas Baptist	3-0	RV

USA TODAY (PRESEASON)

Rk	School	Rec.	Prev.
1.	Wake Forest	0-0	-
2.	LSU	0-0	-
3.	Florida	0-0	-
4.	Arkansas	0-0	-
5.	TCU	0-0	-
6.	Vanderbilt	0-0	-
7.	Oregon State	0-0	-
8.	Tennessee	0-0	-
9.	Clemson	0-0	-
10.	Texas A&M	0-0	-
11.	Virginia	0-0	-
12.	East Carolina	0-0	-
13.	Texas	0-0	-
14.	Duke	0-0	-
15.	North Carolina	0-0	-
16.	NC State	0-0	-
17.	Alabama	0-0	-
T18.	UC Santa Barbara	0-0	-
T18.	Coastal Carolina	0-0	-
20.	Iowa	0-0	-
21.	South Carolina	0-0	-
22.	Texas Tech	0-0	-
23.	Stanford	0-0	-
24.	UCLA	0-0	-
25.	Northeastern	0-0	-

PERFECT GAME (FEB. 19)

Rk	School	Rec.	Prev.
1.	Wake Forest	3-0	1
2.	Arkansas	2-1	2
3.	LSU	3-0	3
4.	Texas A&M	3-0	7
5.	TCU	3-0	5
6.	Florida	0-1	4
7.	Vanderbilt	2-1	6
8.	Oregon State	3-0	9
9.	Texas	2-1	8
10.	Virginia	3-0	10
11.	Tennessee	2-1	11
12.	South Carolina	3-0	13
13.	North Carolina	3-0	14
14.	Auburn	3-0	15
15.	East Carolina	3-0	17
16.	UCLA	3-0	18
17.	Duke	3-0	23
18.	Clemson	3-0	21
19.	Iowa	2-1	16
20.	NC State	2-1	19
21.	Kansas State	2-1	20
22.	Cal State Fullerton	2-1	NR
23.	Stanford	1-2	12
24.	Dallas Baptist	3-0	NR
25.	Alabama	3-0	NR

TEXAS STATE RANKINGS BY WEEK

Week	D1	BA	NCBWA	PG	USA	RPI
Preseason	NR	NR	RV	NR	NR	-
Week 1	NR	NR	NR	NR	NR	-
Week 2	-	-	-	-	-	-
Week 3	-	-	-	-	-	-
Week 4	-	-	-	-	-	-
Week 5	-	-	-	-	-	-
Week 6	-	-	-	-	-	-
Week 7	-	-	-	-	-	-
Week 8	-	-	-	-	-	-
Week 9	-	-	-	-	-	-
Week 10	-	-	-	-	-	-
Week 11	-	-	-	-	-	-
Week 12	-	-	-	-	-	-
Week 13	-	-	-	-	-	-
Week 14	-	-	-	-	-	-
Week 15	-	-	-	-	-	-

SUN BELT CONFERENCE STANDINGS

Team	SBC	Pct.	Home	Away	Streak	Overall	Pct.	Home	Away	Neutral	Last 10	Streak
Arkansas State	0-0	-	0-0	0-0	W3	5-0	1.000	4-0	1-0	0-0	5-0	W8
South Alabama	0-0	-	0-0	0-0	L9	5-0	1.000	5-0	0-0	0-0	5-0	W5
Southern Miss	0-0	-	0-0	0-0	W1	4-1	.800	3-1	1-0	0-0	4-1	W2
Troy	0-0	-	0-0	0-0	L1	4-1	.800	3-1	1-0	0-0	4-1	W3
App State	0-0	-	0-0	0-0	W1	3-1	.750	0-0	3-1	0-0	3-1	W2
Old Dominion	0-0	-	0-0	0-0	W1	3-1	.750	3-0	0-1	0-0	3-1	L1
Texas State	0-0	-	0-0	0-0	W1	3-1	.750	3-0	0-1	0-0	3-1	L1
Louisiana	0-0	-	0-0	0-0	L1	2-1	.667	2-1	0-0	0-0	2-1	W1
Coastal Carolina	0-0	-	0-0	0-0	W8	2-2	.500	2-2	0-0	0-0	2-2	W1
ULM	0-0	-	0-0	0-0	L1	2-2	.500	2-2	0-0	0-0	2-2	W2
James Madison	0-0	-	0-0	0-0	L1	2-3	.400	1-0	1-3	0-0	2-3	W1
Georgia Southern	0-0	-	0-0	0-0	W1	1-3	.250	1-3	0-0	0-0	1-3	L1
Georgia State	0-0	-	0-0	0-0	L1	1-3	.250	0-1	1-2	0-0	1-3	L3
Marshall	0-0	-	0-0	0-0	L12	0-4	.000	0-0	0-4	0-0	0-4	L19

UPCOMING SCHEDULE

WEEKLY AWARDS

PRESEASON COACHES' POLL

Friday, February 23

Siena at App State	2 p.m.
Rutgers at Old Dominion	2 p.m.
Fairfield at James Madison	2 p.m.
Illinois at Coastal Carolina	2 p.m.
Marshall vs. Michigan State	2:30 p.m.
Seton Hall at Georgia State	3 p.m.
Georgia Southern at Mississippi State	4 p.m.
Texas State vs. Kansas	6 p.m.
Harvard at Troy	6 p.m.
Rice at Louisiana	6 p.m.
Murray State at ULM	6 p.m.
Missouri State at Southern Miss	6 p.m.
Lindenwood at Arkansas State	6 p.m.
Jacksonville State at South Alabama	6:30 p.m.

Saturday, February 24

Marshall vs. Indiana State	11 a.m.
Siena at App State	12 p.m.
Fairfield at James Madison	1 p.m.
Rutgers at Old Dominion	1 p.m.
Missouri State at Southern Miss	1 p.m.
Georgia Southern at Mississippi State	2 p.m.
Rice at Louisiana	2 p.m.
Jacksonville State at South Alabama	2 p.m.
Marshall vs. Michigan State	2:30 p.m.
Lindenwood at Arkansas State	3 p.m.
Ball State at Coastal Carolina	3 p.m.
Harvard at Troy	3:30 p.m.
Texas State vs. Kentucky	4 p.m.
Murray State at ULM	6 p.m.

Sunday, February 25

Harvard at Troy	12 p.m.
Cincinnati at Coastal Carolina	12 p.m.
Rutgers at Old Dominion	12 p.m.
Fairfield at James Madison	12 p.m.
Siena at App State	12 p.m.
Marshall vs. Indiana State	12 p.m.
Seton Hall at Georgia State	12 p.m.
Georgia Southern at Mississippi State	1 p.m.
Rice at Louisiana	1 p.m.
Murray State at ULM	1 p.m.
Missouri State at Southern Miss	1 p.m.
Lindenwood at Arkansas State	1 p.m.
Jacksonville State at South Alabama	1 p.m.
Washington State vs. Texas State	4 p.m.

PLAYER OF THE WEEK

Date	Player (School)
Feb. 20	Will Butcher (Troy)
Feb. 27	
Mar. 6	
Mar. 13	
Mar. 20	
Mar. 27	
Apr. 3	
Apr. 10	
Apr. 17	
Apr. 24	
May 1	
May 8	
May 15	
May 21	

PITCHER OF THE WEEK

Date	Player (School)
Feb. 20	Niko Mazza (Southern Miss)
Feb. 27	
Mar. 6	
Mar. 13	
Mar. 20	
Mar. 27	
Apr. 3	
Apr. 10	
Apr. 17	
Apr. 24	
May 1	
May 8	
May 15	
May 21	

Rank	Team	1st Place Votes	Points
1.	Coastal Carolina	12	193
2.	Southern Miss	-	173
3.	Troy	-	164
4.	Louisiana	2	159
5.	Texas State	-	138
6.	Old Dominion	-	115
7.	Georgia Southern	-	99
8.	South Alabama	-	98
9.	App State	-	82
10.	James Madison	-	79
11.	Georgia State	-	78
12.	Marshall	-	34
13.	ULM	-	33
14.	Arkansas State	-	25

PRESEASON AWARDS

Player of the Year.....Kyle DeBarge, Louisiana (Jr., SS)
Pitcher of the Year.....Grayson Stewart, Troy (Jr., SP)

PRESEASON ALL-SUN BELT TEAM

Name	School	CL	POS
Niko Mazza	Southern Miss	Jr.	SP
Billy Oldham	Southern Miss	Sr.	SP
Grayson Stewart	Troy	Jr.	SP
Noah Manning	Troy	Sr.	RP
Caden Bodine	Coastal Carolina	So.	C
Zack Beach	Coastal Carolina	Gr.	1B
Chase Mora	Texas State	So.	2B
Kyle DeBarge	Louisiana	Jr.	SS
Jarrett Brown	Georgia Southern	Sr.	3B
CJ Boyd	App State	Sr.	OF
Fenwick Trimble	James Madison	Jr.	OF
Shane Lewis	Troy	Jr.	OF
Derek Bender	Coastal Carolina	Jr.	DH
Sam Blancato	Georgia Southern	R-Sr.	UT

LAST TIME A TEXAS STATE PLAYER...

4 Hits in a game	Ryne Farber, at #5 TCU (Feb. 20, 2024)
5 Hits in a game	Dalton Shuffield, Little Rock (Apr. 23, 2022)
6+ Hits in a game	7 - Spenser Dennis, Prairie View A&M (Mar. 24, 2009)
2 Hits in an inning	Tucker Redden, Rice (Mar. 17, 2021)
2 Doubles in a game	Chase Mora, vs. Louisiana (May 26, 2023)
3 Doubles in a game	Cody Lovejoy, CSU Bakersfield (Apr. 26, 2013)
4 Doubles in a game	Kyle Kubitz, at Stephen F. Austin (Apr. 3, 2010)
2 Triples in a game	Jonathan Ortega, Incarnate Word (Mar. 5, 2016)
Led off a game with a HR	Dalton Shuffield, South Alabama (Apr. 29, 2022)
2 Home Runs in a game	Cade Manning, HCU (Mar. 22, 2023)
3 Home Runs in a game	Cole Coffey, Houston (Mar. 13, 2021)
4 Home Runs in a game	Chase Mora, North Dakota State (Mar. 11, 2023)
Grand Slam	Cade Manning, Youngstown State (Feb. 24, 2024)
HR in consecutive AB	Jose Gonzalez, at #2 Stanford (June 4, 2022)
HR in 3 straight AB	Chase Mora, North Dakota State (Mar. 11, 2023)
HR in First Career Plate Appearance	Samson Pugh, Youngstown State (Feb. 16, 2024)
3 Consecutive HRs in First 3 Career PA	Chase Mora, Northwestern (Feb. 18-19, 2022)
HR in 3 straight games	Justin Thompson, Georgia Southern (2x), Baylor (Apr. 9-12, 2022)
HR in 4 straight games	Luke Cannon, at Rice, Baylor, at Stephen F. Austin (Feb. 26-Mar. 3, 2006)
Inside the Park Home Run	Aaron Lugo, at #5 TCU (Feb. 20, 2024)
Pinch-hit Home Run	Carson Keithley & Chase Mora, Northwestern (Feb. 19, 2022)
Back-to-Back Home Runs	Jose Gonzalez & Daylan Pena, Georgia State (May 5, 2023)
Back-to-Back-to-Back Home Runs	Jose Gonzalez, Daylan Pena & August Ramirez North Dakota State (Mar. 10, 2023)
Walk-Off Home Run	Daylan Pena, vs. Georgia State (May 25, 2023)
Hit for the Cycle	Jason Martinson, at Sam Houston (Mar. 21, 2010)
4 Runs in a game	Kameron Weil, Marshall (Apr. 16, 2023)
5 Runs in a game	Will Hollis, at Houston (Feb. 28, 2020)
4 RBI in a game	Daylan Pena, Incarnate Word (May 2, 2023)
5 RBI in a game	Cade Manning, Youngstown State (Feb. 16, 2024)
6 RBI in a game	Jose Gonzalez, Louisiana (May 15, 2022)
7 RBI in a game	Ben Theriot, Prairie View A&M (Mar. 24, 2009)
8+ RBI in a game	9 - Chase Mora, North Dakota State (Mar. 11, 2023)
3 Sac Flies in a game	Daylan Pena, Northwestern (Feb. 17, 2023)
4 Walks in a game	Cade Manning, at Incarnate Word (Feb. 28, 2023)
5+ Walks in a game	6 - Matt Davis, Prairie View A&M (Feb. 24 1991)* * - tied for NCAA Division I record
2 Stolen Bases in a game	Ben McClain, #25 Southern Miss (Mar. 19, 2023)
3 Stolen Bases in a game	Jose Gonzalez, at South Alabama (Apr. 7, 2023)
4 Stolen Bases in a game	Adam Witek, Notre Dame (Feb. 18, 2007)
2 Errors in a game	Jack Stroud, Youngstown State (Feb. 17, 2024)
3 Errors in a game	Peyton Lewis, at Old Dominion - GM 2 (Apr. 29, 2023)
4+ Errors in a game	5 - Jason Martinson, at Nicholls (May 16, 2010)
No-Hitter	William Brunson, McNeese (7 inn.) (Apr. 17, 1992)
Combined No-Hitter	Glen Jacobs & Troy Clouse, Prairie View A&M (7 inn.) (Feb. 17, 1990)
1-Hitter	Taylor Black (7.0 IP), Northern Kentucky (Mar. 2, 2013)
1-Hitter combined	Z. Leigh (6.0 IP, 1 H), K. Bradford (1.0 IP, 0 H), vs. Louisiana (May 25, 2018)
2-Hitter	Scott Grist (9.0 IP), at Baylor (Apr. 3, 2015)
2-Hitter combined	A. Eaton (4.0 IP, 1 H), C. Graham (1.0 IP, 0 H), Nicholas Holbrook (1.0 IP, 0 H), DJ Burke (1.0 IP, 0 H), Cameron O'Banan (1.0 IP, 1 H), Dalton Buckingham (1.0 IP, 0 H) Youngstown State (Feb. 16, 2024)
3-Hitter	Zachary Leigh (9.0 IP), UT Arlington (Apr. 1, 2021)
3-Hitter combined	T. Robie (5.0 IP, 3 H), J. Stroud (3.0 IP, 0 H), at Old Dominion - GM 1 (Apr. 29, 2023)
Complete game	Levi Wells, Marshall (Apr. 14, 2023)
Complete game shutout	Zachary Leigh, UT Arlington (Apr. 1, 2021)
Combined shutout	Z. Wood (3.1 IP, 1 H), P. Zabel (0.2 IP, 1 H), A. Smith (1.0 IP, 0 H), D. Buckingham (1.0 IP, 0 H), R. Gould (1.0 IP, 0 H), ULM (May 20, 2023)
Had 10 strikeouts	Levi Wells, at Old Dominion (Apr. 28, 2023)
Had 11 strikeouts	Zachary Leigh, Bethune-Cookman (Mar. 6, 2020)
Had 12 strikeouts	Zeke Wood, Georgia Southern (Apr. 9, 2022)
Had 13 strikeouts	Levi Wells, Marshall (Apr. 14, 2023)
Had 14 strikeouts	Carson Smith, UTSA (May 6, 2011)
Had 15+ strikeouts	17 - Justin Fiske, Nicholls (Mar. 18, 2007)

LAST TIME A TEXAS STATE TEAM...

Scored 10 runs	Incarnate Word (May 2, 2023)
Scored 11 runs	Youngstown State (Feb. 18, 2024)
Scored 12 runs	at Old Dominion - GM 2 (Apr. 29, 2023)
Scored 13 runs	HCU (Mar. 22, 2023)
Scored 14 runs	UTSA (Apr. 19, 2022)
Scored 15 runs	Southern (Mar. 12, 2022)
Scored 16 runs	Rice (Mar. 17, 2021)
Scored 17 runs	ULM (May 20, 2023)
Scored 18 runs	at McNeese (Feb. 22, 2019)
Scored 19 runs	North Dakota State (Mar. 11, 2023)
Scored 20 runs	Youngstown State (Feb. 16, 2024)
Scored 21 runs	Texas A&M-Corpus Christi (Feb. 23, 2002)
Scored 22 runs	Incarnate Word (Mar. 5, 2016)
Scored 23 runs	Never
Scored 24 runs	Northwestern (Feb. 19, 2023)
Scored 25-26 runs	26 - at McNeese (May 10, 2008)
Scored 27-29 runs	28 - Texas Southern (Feb. 3, 2001)
Scored 30 runs	Little Rock (Apr. 23, 2022)
Scored 31+ runs	33 - Prairie View A&M (Mar. 24, 2009)
Had 14 hits	at #5 TCU (Feb. 20, 2024)
Had 15 hits	Youngstown State (Feb. 16, 2024)
Had 16 hits	at UT Arlington (Apr. 16, 2022)
Had 17 hits	Northwestern (Feb. 18, 2023)
Had 18 hits	Texas (Mar. 21, 2017)
Had 19 hits	Southern (Mar. 12, 2022)
Had 20 hits	Northwestern (Feb. 19, 2023)
Had 21 hits	Little Rock (Apr. 23, 2022)
Hit 4 home runs in a game	Jose Gonzalez, Chase Mora, Daylan Pena, August Ramirez Northwestern (Feb. 18, 2023)
Hit 5 home runs in a game	Ian Collier, Aaron Lugo, Cade Manning, Samson Pugh, Cameron Thompson Youngstown State (Feb. 16, 2024)
Hit 6 home runs in a game	John Wuthrich (2), Wesley Faison, Peyton Lewis, Daylan Pena, Justin Thompson Georgia Southern (Apr. 9, 2022)
Hit 7 home runs in a game	Chase Mora (4), Rashawn Galloway, Cade Manning, August Ramirez North Dakota State (Mar. 11, 2023)
Hit 8 home runs in a game	Chase Mora (2), Jose Gonzalez, Ryder Hernandez Carson Keithley, Ben McClain, Daylan Pena, August Ramirez Northwestern (Feb. 19, 2023)
Was shutout	at Coastal Carolina (Mar. 24, 2023)
Was shutout back-to-back	at Texas & at Troy (Apr. 18-21, 2017)
Was no-hit	McNeese (Feb. 25, 2018)
Held to 1 hit	vs. Louisiana (May 24, 2023)
Held to 2 hits	Oral Roberts (Feb. 25, 2023)
Held to 3 hits	Oral Roberts (Feb. 24, 2023)
Swept a Sun Belt Home Series	Georgia State (May 5-7, 2023)
Swept a Sun Belt Road Series	at Georgia State (May 19-21, 2022)
Was Swept in Sun Belt Home Series	Georgia State (May 14-15, 2021)
Was Swept in Sun Belt Road Series	at Louisiana (May 12-14, 2023)
Swept a Non-conference Home Series	Youngstown State (Feb. 16-18, 2024)
Swept a Non-conference Road Series	at Houston (Feb. 19-21, 2010)
Was Swept in a Non-conference Home Series	N/A
Was Swept in a Non-conference Road Series	at Washington (Apr. 16-18, 2021)
Won a Sun Belt Home Series	ULM (May 18-20, 2023)
Lost a Sun Belt Home Series	Georgia Southern (Apr. 8-10, 2022)
Won a Sun Belt Road Series	at Old Dominion (Apr. 28-29, 2023)
Lost a Sun Belt Road Series	at Louisiana (May 12-14, 2023)
Won a Non-conference Home Series	Youngstown State (Feb. 16-18, 2024)
Lost a Non-conference Home Series	Oral Roberts (Feb. 24-26, 2023)
Won a Non-conference Road Series	at #11 Arizona (Mar. 4-6, 2022)
Lost a Non-conference Road Series	at Grand Canyon (Mar. 3-5, 2023)
Back-to-Back Shutouts	5 - Houston, #18 TCU, Notre Dame (Feb. 28-Mar. 4, 2012)
Most Consecutive Shutouts	5 - Houston, #18 TCU, Notre Dame (Feb. 28-Mar. 4, 2012)
Shutout an opponent at home	Marshall (Apr. 15, 2023)
Shutout an opponent on the road	at Grand Canyon (Mar. 4, 2023)
Shutout an opponent at neutral site	vs. Rice (Mar. 1, 2019)
Shutout a Sun Belt opponent at home	Marshall (Apr. 15, 2023)
Shutout a Sun Belt opponent on the road	at Appalachian State (Mar. 25, 2017)

HITTERS SUMMARIES

1 INFILDER AARON LUGO

5-8 167 R/R Freshman HS
PARRAL, MEXICO
WICHITA WEST HS / NEW MEXICO JC



SEASON HIGHS

	SEASON HIGHS	CAREER HIGHS
H	2, at TCU (2/20)	Same
HR	1, 2x, last at TCU (2/20)	Same
RBI	2, Youngstown St. (2/18)	Same
R	3, Youngstown St. (2/16)	Same
BB	2, Youngstown St. (2/18)	Same
SB	-	-

Year	GP-GS	AVG	AB	R	H	2B	3B	HR	RBI	BB	SO	SB-A
2024	3-3	.500	8	5	4	1	0	2	4	3	0	0-0
Total	3-3	.500	8	5	4	1	0	2	4	3	0	0-0

4 INFILDER/OUTFIELDER CAMERON THOMPSON

6-3 210 R/R R-Senior TR
OWASSO, OKLA.
OWASSO HS / PURDUE



SEASON HIGHS

	SEASON HIGHS	CAREER HIGHS
H	2, Youngstown St. (2/18)	3, 4x, last vs. Holy Cross (2/19/23)
2B	-	2, 3x, last Maryland (5/19/22)
3B	-	1, Ohio State (3/25/22)
HR	1, 2x, Youngstown St. (2/18)	1, 19x, last Youngstown St. (2/18/24)
RBI	2, Youngstown St. (2/16)	4, 3x, last Indiana (4/10/22)
R	2, Youngstown St. (2/18)	3, 4x, last vs. Holy Cross (2/19/23)
BB	1, 2x, last Youngstown St. (2/18)	3, Illinois State (3/20/22)
SB	-	1, 3x, last at UIC (5/10/23)

Year	GP-GS	AVG	AB	R	H	2B	3B	HR	RBI	BB	SO	SB-A
2021*	28-19	.214	56	7	12	3	0	2	14	6	24	0-1
2022*	50-50	.292	178	47	52	15	1	13	56	19	30	1-2
2023*	44-27	.220	91	14	20	6	0	2	13	7	20	2-2
2024	3-2	.375	8	3	3	0	0	2	4	2	2	0-0
Total	125-98	.262	333	71	87	24	1	19	87	34	74	3-5

* Played at Purdue

2 INFILDER CHASE MORA

6-2 170 R/R Sophomore 1L
TOMBALL, TEXAS
TOMBALL HS




SEASON HIGHS

	SEASON HIGHS	CAREER HIGHS
H	1, 4x, last at TCU (2/20)	4, 2x, last Incarnate Word (5/2/23)
2B	-	2, 2x, last vs. Louisiana (5/26/23)
3B	-	1, at Louisiana (5/14/23)
HR	-	4, North Dakota State (3/11/23)
RBI	1, 3x, last Youngstown St. (2/18)	9, North Dakota State (3/11/23)
R	2, 2x, last Youngstown St. (2/18)	4, North Dakota State (3/11/23)
BB	1, 2x, last Youngstown St. (2/18)	1, 14x, last vs. Youngstown St. (2/16/24)
SB	-	1, 2x, last at Texas (4/11/23)

Year	GP-GS	AVG	AB	R	H	2B	3B	HR	RBI	BB	SO	SB-A
2023	53-49	.316	196	39	62	13	1	17	57	13	53	2-4
2024	4-4	.286	14	4	4	0	0	0	3	2	2	0-0
Total	57-53	.314	210	43	66	13	1	17	60	15	55	2-4

6 INFILDER ALEX GONZALES

6-0 196 R/R Senior 1L
ARGYLE, TEXAS
ARGYLE HS / BAYLOR



SEASON HIGHS

	SEASON HIGHS	CAREER HIGHS
H	-	2, 7x, last at Incarnate Word (2/28/23)
2B	-	1, 4x, last at Sam Houston (3/15/22)
3B	-	1, Tarleton State (5/3/22)
RBI	-	2, 2x, last ULM (5/20/23)
R	1, Youngstown St. (2/17)	3, ULM (5/20/23)
BB	1, Youngstown St. (2/17)	2, 3x, last ULM (5/20/23)
SB	-	1, 3x, last at Incarnate Word (2/28/23)


Year	GP-GS	AVG	AB	R	H	2B	3B	HR	RBI	BB	SO	SB-A
2021*	11-7	.360	25	5	9	1	0	0	7	4	8	1-1
2022*	38-29	.181	94	13	17	3	1	0	11	6	17	1-1
2023	7-5	.250	20	6	5	0	0	0	2	3	5	1-1
2024	2-1	.000	4	1	0	0	0	0	0	1	0	0-0
TXST	9-6	.208	24	7	5	0	0	0	2	4	5	1-1
Total	58-42	.217	143	25	31	4	1	0	20	14	30	3-3

* Played at Baylor

HITTERS SUMMARIES

7 INFILDER DAYLAN PENA

6-1 220 R/R Junior 2L
CORPUS CHRISTI, TEXAS
VETERANS MEMORIAL HS



SEASON HIGHS

	SEASON HIGHS	CAREER HIGHS
H	1, Youngstown St. (2/16)	3, 6x, last vs. Georgia State (5/25/23)
2B	1, Youngstown St. (2/16)	1, 20x, last Youngstown St. (2/16/24)
3B	-	1, Northwestern (2/19/23)
HR	-	1, 18x, last vs. Georgia State (5/25/23)
RBI	2, Youngstown St. (2/16)	5, 2x, last at Incarnate Word (2/28/23)
R	3, Youngstown St. (2/16)	3, 4x, last Youngstown St. (2/16/24)
BB	1, Youngstown St. (2/16)	3, 5x, last ULM (5/20/23)
SB	-	1, 7x, last Incarnate Word (5/2/23)

Year	GP-GS	AVG	AB	R	H	2B	3B	HR	RBI	BB	SO	SB-A
2022	56-54	.270	215	44	58	9	0	7	44	27	38	4-8
2023	56-56	.245	196	40	48	10	1	11	40	42	52	3-5
2024	3-2	.125	8	3	1	1	0	0	2	1	1	0-0
Total	115-112	.255	419	87	107	20	1	18	86	70	91	7-13

9 OUTFIELDER/INFILDER CADE MANNING

6-1 196 L/R Senior 3L
SOUTHLAKE, TEXAS
SOUTHLAKE CARROLL HS




SEASON HIGHS

	SEASON HIGHS	CAREER HIGHS
H	1, Youngstown St. (2/16)	3, 2x, last HCU (3/22)
2B	-	1, 8x, last at Old Dominion - GM 2 (4/29/23)
3B	-	1, 2x, last Georgia State (5/7/23)
HR	1, Youngstown St. (2/16)	2, HCU (3/22/23)
RBI	5, Youngstown St. (2/16)	Same
R	2, Youngstown St. (2/16)	4, Northwestern (2/18/23)
BB	2, Youngstown St. (2/16)	4, at Incarnate Word (2/28/23)
SB	-	1, 3x, last Georgia State (5/5/23)

Year	GP-GS	AVG	AB	R	H	2B	3B	HR	RBI	BB	SO	SB-A
2021	17-8	.216	37	7	8	1	0	0	1	6	11	0-0
2022	9-2	.071	14	2	1	0	0	1	4	1	3	0-0
2023	55-51	.251	167	39	42	7	2	10	26	37	52	3-3
2024	3-3	.143	7	3	1	0	0	1	5	3	4	0-0
Total	84-64	.231	225	51	52	8	2	12	36	47	70	3-3

8 INFILDER DAVIS POWELL

5-11 176 R/R Senior 1L
LUFKIN, TEXAS
LUFKIN HS / GRAYSON COLLEGE



SEASON HIGHS

	SEASON HIGHS	CAREER HIGHS
H	1, 2x, last at TCU (2/20)	4, Prairie View (4/25/23)
2B	-	2, 2x, last Northwestern (2/19/23)
3B	-	1, Georgia State (5/6/23)
HR	-	1, 5x, last Prairie View (4/25/23)
RBI	2, Youngstown St. (2/16)	4, 2x, last at UTRGV (3/29/23)
R	2, Youngstown St. (2/18)	3, 2x, last Northwestern (2/19/23)
BB	1, 2x, last Youngstown St. (2/18)	3, 2x, last Southern Miss (3/19/23)
SB	1, at TCU (2/20)	Same

Year	GP-GS	AVG	AB	R	H	2B	3B	HR	RBI	BB	SO	SB-A
2023	49-48	.337	184	48	62	17	1	5	32	21	20	0-2
2024	4-4	.154	13	4	2	0	0	0	4	2	0	1-1
Total	53-52	.325	197	52	64	17	1	5	36	23	20	1-3

11 OUTFIELDER KAMERON WEIL

5-10 161 L/R Senior 1L
ARLINGTON, TEXAS
LAMAR HS / WEATHERFORD COLLEGE



SEASON HIGHS

	SEASON HIGHS	CAREER HIGHS
H	1, Youngstown St. (2/16)	4, vs. Georgia State (5/25/23)
2B	-	1, 5x, last vs. Louisiana (5/26/23)
RBI	-	2, HCU (3/22/23)
R	1, Youngstown St. (2/16)	4, Marshall (4/16/23)
BB	1, Youngstown St. (2/17)	3, HCU (3/22/23)
SB	-	2, Sam Houston (3/1/23)

Year	GP-GS	AVG	AB	R	H	2B	3B	HR	RBI	BB	SO	SB-A
2023	36-25	.337	95	26	32	5	0	0	9	22	19	10-10
2024	2-1	.250	4	1	1	0	0	0	0	1	1	0-0
Total	38-26	.333	99	27	33	5	0	0	9	23	20	10-10

HITTERS SUMMARIES

12 OUTFIELDER BEN MERRIMAN

5-9 195 R/R Freshman HS
AUSTIN, TEXAS
JAMES BOWIE HS



SEASON HIGHS


CAREER HIGHS

H	-	-
2B	-	-
RBI	-	-
R	-	-
BB	-	-
SB	-	-

Year	GP-GS	AVG	AB	R	H	2B	3B	HR	RBI	BB	SO	SB-A
2024	1-0	.000	1	0	0	0	0	0	0	0	0	0-0
Total	1-0	.000	1	0	0	0	0	0	0	0	0	0-0

18 CATCHER AUGUST RAMIREZ

5-11 223 L/R R-Senior 2L
HELOTES, TEXAS
O'CONNOR HS / CISCO COLLEGE



SEASON HIGHS

CAREER HIGHS

H	1, 2x, last Youngstown St. (2/18)	3, 3x, last at Louisiana (5/14/23)
2B	1, 2x, last Youngstown St. (2/18)	2, at Texas (4/11/23)
3B	-	1, at App State (4/2/22)
HR	-	1, 14x, last Georgia State (5/6/23)
RBI	3, Youngstown St. (2/18)	5, Southern (3/12/22)
R	-	2, 7x, last at South Alabama (4/6/23)
BB	-	3, Ohio State (2/27/22)
SB	-	1, Ohio State (2/27/22)

Year	GP-GS	AVG	AB	R	H	2B	3B	HR	RBI	BB	SO	SB-A
2022	27-21	.312	77	19	24	6	1	4	16	13	24	1-1
2023	48-38	.280	157	24	44	10	0	10	32	9	52	0-0
2024	2-1	.400	5	0	2	2	0	0	3	0	0	0-0
Total	77-60	.293	239	43	70	18	1	14	51	22	76	1-1

16 INFIELDER PEYTON BENESH

6-1 190 R/R Senior 1L
AUSTIN, TEXAS
JAMES BOWIE HS / WEATHERFORD COLLEGE



SEASON HIGHS

CAREER HIGHS

H	-	2, Northwestern (2/19/23)
2B	-	1, Northwestern (2/19/23)
RBI	-	1, at Incarnate Word (2/28/23)
R	-	2, Northwestern (2/19/23)
BB	-	1, at Grand Canyon (3/4/23)
SB	-	-

Year	GP-GS	AVG	AB	R	H	2B	3B	HR	RBI	BB	SO	SB-A
2023	17-9	.132	38	4	5	1	0	0	1	1	12	0-0
2024	-	-	-	-	-	-	-	-	-	-	-	-
Total	17-9	.132	38	4	5	1	0	0	1	1	12	0-0

19 INFIELDER TYLER GARRITANO

5-10 189 R/R Freshman HS
BOERNE, TEXAS
BOERNE HS



SEASON HIGHS

CAREER HIGHS


H	-	-
2B	-	-
RBI	-	-
R	-	-
BB	1, Youngstown St. (2/16)	Same
SB	-	-

Year	GP-GS	AVG	AB	R	H	2B	3B	HR	RBI	BB	SO	SB-A
2024	1-0	.000	1	0	0	0	0	0	0	1	0	0-0
Total	1-0	.000	1	0	0	0	0	0	0	1	0	0-0

HITTERS SUMMARIES

21 CATCHER CHRIS BERNAL

5-10 195 R/R R-Sophomore 1L
MCALLEN, TEXAS
MCALLEN HS



SEASON HIGHS

CAREER HIGHS

H	-	1, 3x, last at South Alabama (4/6/23)
2B	-	1, Northwestern (2/17/23)
RBI	-	-
R	1, Youngstown St. (2/17)	1, 2x, last Youngstown St. (2/17/24)
BB	1, Youngstown St. (2/17)	Same
SB	-	1, at South Alabama (4/6/23)

Year	GP-GS	AVG	AB	R	H	2B	3B	HR	RBI	BB	SO	SB-A
2023	10-1	.250	12	1	3	1	0	0	0	0	5	1-1
2024	2-1	.000	2	1	0	0	0	0	0	1	1	0-0
Total	12-2	.214	14	2	3	1	0	0	0	1	6	1-1

25 CATCHER IAN COLLIER

6-1 218 R/R Junior TR
PLANO, TEXAS
TRINITY CHRISTIAN ACADEMY / BLINN COLLEGE



SEASON HIGHS


CAREER HIGHS

H	2, Youngstown St. (2/16)	Same
2B	1, at TCU (2/20)	Same
HR	1, Youngstown St. (2/16)	Same
RBI	3, Youngstown St. (2/16)	Same
R	1, 2x, last at TCU (2/20)	Same
BB	-	-
SB	-	-

Year	GP-GS	AVG	AB	R	H	2B	3B	HR	RBI	BB	SO	SB-A
2024	3-3	.250	12	2	3	1	0	1	3	0	3	0-0
Total	3-3	.250	12	2	3	1	0	1	3	0	3	0-0

23 INFILDER/OUTFIELDER ALEC PATINO

5-11 185 R/R Senior TR
SIOUX CITY, IOWA
SIOUX CITY EAST HS / IOWA



SEASON HIGHS

CAREER HIGHS


H	3, at TCU (2/20)	5, at Northern Illinois (3/26/23)
2B	1, Youngstown St. (2/17)	2, 3x, last Miami (OH) (4/14/23)
RBI	3, Youngstown St. (2/17)	7, vs. Navy (2/19/23)
R	2, Youngstown St. (2/16)	3, at Northern Illinois (3/26/23)
BB	2, Youngstown St. (2/18)	2, 3x, last Youngstown St. (2/18/24)
SB	-	1, 2x, last Shawnee State (4/25/23)

Year	GP-GS	AVG	AB	R	H	2B	3B	HR	RBI	BB	SO	SB-A
2023*	49-49	.325	191	35	62	19	0	8	48	22	25	2-4
2024	4-4	.417	12	4	5	1	0	0	4	4	4	0-0
Total	53-53	.330	203	39	67	20	0	8	52	26	29	2-4

* - Played at Ohio

31 INFILDER RYNE FARBER

5-11 185 S/R Freshman HS
SAN ANTONIO, TEXAS
JOHNSON HS



SEASON HIGHS

CAREER HIGHS

H	4, at TCU (2/20)	Same
2B	1, 3x, last at TCU (2/20)	Same
RBI	1, 2x, last at TCU (2/20)	Same
R	3, Youngstown St. (2/18)	Same
BB	3, Youngstown St. (2/18)	Same
SB	1, Youngstown St. (2/18)	Same

Year	GP-GS	AVG	AB	R	H	2B	3B	HR	RBI	BB	SO	SB-A
2024	4-4	.750	12	7	9	3	0	0	2	5	0	1-1
Total	4-4	.750	12	7	9	3	0	0	2	5	0	1-1

HITTERS SUMMARIES

41 OUTFIELDER SAMSON PUGH

5-11 186 R/R Freshman HS
MONTGOMERY, TEXAS
LAKE CREEK HS



SEASON HIGHS


CAREER HIGHS

H	1, Youngstown St. (2/16)	Same
HR	1, Youngstown St. (2/16)	Same
RBI	1, Youngstown St. (2/16)	Same
R	1, Youngstown St. (2/16)	Same
BB	-	-
SB	-	-

Year	GP-GS	AVG	AB	R	H	2B	3B	HR	RBI	BB	SO	SB-A
2024	1-0	.500	2	1	1	0	0	1	1	0	1	0-0
Total	1-0	.500	2	1	1	0	0	1	1	0	1	0-0

46 INFIELDER/OUTFIELDER ETHAN FARRIS

6-4 210 R/R Freshman HS
CYPRESS, TEXAS
CY WOODS HS



SEASON HIGHS

CAREER HIGHS

H	-	-
2B	-	-
RBI	-	-
R	-	-
BB	-	-
SB	-	-

Year	GP-GS	AVG	AB	R	H	2B	3B	HR	RBI	BB	SO	SB-A
2024	1-0	.000	1	0	0	0	0	0	0	0	1	0-0
Total	1-0	.000	1	0	0	0	0	0	0	0	1	0-0

44 CATCHER RASHAWN GALLOWAY

6-0 237 R/R Sophomore 1L
BOERNE, TEXAS
BOERNE HS



SEASON HIGHS

CAREER HIGHS

H	2, at TCU (2/20)	3, 3x, last Georgia State (5/7/23)
2B	-	1, 6x, last Georgia State (5/5/23)
RBI	1, Youngstown St. (2/16)	3, North Dakota State (3/11/23)
R	2, Youngstown St. (2/16)	2, 3x, last Youngstown St. (2/16/24)
BB	1, Youngstown St. (2/16)	2, Northwestern (2/19/23)
SB	-	1, at Incarnate Word (2/28/23)

Year	GP-GS	AVG	AB	R	H	2B	3B	HR	RBI	BB	SO	SB-A
2023	32-23	.290	93	18	27	6	0	1	12	8	7	1-1
2024	3-3	.333	12	3	4	0	0	0	1	1	0	0-0
Total	35-26	.295	105	21	31	6	0	1	13	9	7	1-1

PITCHERS SUMMARIES

3 RIGHT-HANDED PITCHER **CAMERON BUSH**

6-2 198 R/R R-Senior 4L
ROUND ROCK, TEXAS
ROUND ROCK HS



SEASON HIGH

CAREER HIGH

IP	1.0, Youngstown St. (2/17)	5.0, ULM (3/27/21)
H	-	9, UT Arlington (4/2/21)
R	-	8, UT Arlington (4/2/21)
ER	-	8, UT Arlington (4/2/21)
BB	-	4, 2x, last South Alabama (5/1/22)
K	2, Youngstown St. (2/17)	5, 6x, last at Sam Houston (3/29/22)

2024

Date	Opponent	IP	H	R	ER	BB	SO	DEC
2/17	Youngstown State	1.0	0	0	0	0	2	

Year	ERA	W-L	SV	AP	GS	IP	H	R	ER	BB	SO	AVG
2020	0.77	2-0	0	4	0	11.2	5	1	1	3	12	.132
2021	5.44	2-3	1	19	6	48.0	49	34	29	16	42	.262
2022	7.25	2-2	0	17	5	36.0	35	29	29	26	35	.254
2023	4.80	1-1	1	18	1	29.0	27	20	16	16	28	.235
2024	0.00	0-0	0	1	0	1.0	0	0	0	0	2	.000
Total	5.37	7-6	2	61	12	129.0	119	86	77	61	121	.242

13 RIGHT-HANDER PITCHER **NICHOLAS HOLBROOK**

6-2 221 R/R Junior TR
CUMMINGS, GA.
FORSYTH CENTRAL HS / MOTLOW STATE



SEASON HIGH

CAREER HIGH

IP	1.0, Youngstown St. (2/16)	Same
H	-	-
R	1, Youngstown St. (2/16)	Same
ER	-	-
BB	-	-
K	2, Youngstown St. (2/16)	Same

2024

Date	Opponent	IP	H	R	ER	BB	SO	DEC
2/16	Youngstown State	1.0	0	1	0	0	2	

Year	ERA	W-L	SV	AP	GS	IP	H	R	ER	BB	SO	AVG
2024	0.00	0-0	0	1	0	1.0	0	1	0	0	2	.000
Total	0.00	0-0	0	1	0	1.0	0	1	0	0	2	.000

10 RIGHT-HANDER PITCHER **MATTHEW TIPPIE**

6-3 201 R/R Junior TR
WIMBERLEY, TEXAS
WIMBERLEY HS / ANGELINA COLLEGE



SEASON HIGH

CAREER HIGH

IP	1.0, Youngstown St. (2/18)	Same
H	-	-
R	-	-
ER	-	-
BB	-	-
K	2, Youngstown St. (2/18)	Same

2024

Date	Opponent	IP	H	R	ER	BB	SO	DEC
2/18	Youngstown State	1.0	0	0	0	0	2	

Year	ERA	W-L	SV	AP	GS	IP	H	R	ER	BB	SO	AVG
2024	0.00	0-0	0	1	0	1.0	0	0	0	0	2	.000
Total	0.00	0-0	0	1	0	1.0	0	0	0	0	2	.000

14 RIGHT-HANDER PITCHER **KELLER EBERLY**

6-6 235 R/R R-Sophomore TR
MAITLAND, FLA.
TNXL ACADEMY / COLLEGE OF CENTRAL FLORIDA



SEASON HIGH

CAREER HIGH

IP	1.0, Youngstown St. (2/18)	Same
H	-	-
R	-	-
ER	-	-
BB	-	-
K	-	-

2024

Date	Opponent	IP	H	R	ER	BB	SO	DEC
2/18	Youngstown State	1.0	0	0	0	0	0	

Year	ERA	W-L	SV	AP	GS	IP	H	R	ER	BB	SO	AVG
2024	0.00	0-0	0	1	0	1.0	0	0	0	0	0	.000
Total	0.00	0-0	0	1	0	1.0	0	0	0	0	0	.000

PITCHERS SUMMARIES

15 RIGHT-HANDED PITCHER CAMERON O'BANAN

6-0 192 R/R R-Sophomore TR
DRIPPING SPRINGS, TEXAS
DRIPPING SPRINGS HS / TEXAS



SEASON HIGH

CAREER HIGH

IP	1.0, Youngstown St. (2/16)	Same
H	1, Youngstown St. (2/16)	2, Texas State (4/11/23)
R	1, Youngstown St. (2/16)	3, Texas State (4/11/23)
ER	1, Youngstown St. (2/16)	3, Texas State (4/11/23)
BB	-	1, Texas State (4/11/23)
K	2, Youngstown St. (2/16)	2, 2x, last Youngstown St. (2/16)

2024

Date	Opponent	IP	H	R	ER	BB	SO	DEC
2/16	Youngstown State	1.0	1	1	1	0	2	

Year	ERA	W-L	SV	AP	GS	IP	H	R	ER	BB	SO	AVG
2023*	40.50	0-1	0	1	0	0.2	2	3	3	1	2	.500
2024	9.00	0-0	0	1	0	1.0	1	1	1	0	2	.250
<i>TXST</i>	<i>9.00</i>	<i>0-0</i>	<i>0</i>	<i>1</i>	<i>0</i>	<i>1.0</i>	<i>1</i>	<i>1</i>	<i>1</i>	<i>0</i>	<i>2</i>	<i>.250</i>
Total	21.60	0-1	0	2	0	1.2	3	4	4	1	4	.375

* Played at Texas

20 RIGHT-HANDER PITCHER DJ BURKE

6-2 225 R/R Senior TR
SAN ANTONIO, TEXAS
CLARK HS / TEXAS



SEASON HIGH

CAREER HIGH

IP	1.0, Youngstown St. (2/16)	3.2, Kansas State (4/9/23)
H	-	3, 2x, last at TCU (4/30/23)
R	-	2, at TCU (4/30/23)
ER	-	2, at TCU (4/30/23)
BB	1, Youngstown St. (2/16)	2, Kansas State (4/9/23)
K	-	4, Kansas State (4/9/23)

2024

Date	Opponent	IP	H	R	ER	BB	SO	DEC
2/16	Youngstown State	1.0	0	0	0	1	0	

Year	ERA	W-L	SV	AP	GS	IP	H	R	ER	BB	SO	AVG
2023*	2.22	1-0	1	15	2	24.1	20	6	6	10	17	.217
2024	0.00	0-0	0	1	0	1.0	0	0	0	1	0	.000
<i>TXST</i>	<i>0.00</i>	<i>0-0</i>	<i>0</i>	<i>1</i>	<i>0</i>	<i>1.0</i>	<i>0</i>	<i>0</i>	<i>0</i>	<i>1</i>	<i>0</i>	<i>.000</i>
Total	2.13	1-0	1	16	2	25.1	20	6	6	11	17	.211

* Played at Texas

17 LEFT-HANDED PITCHER RHETT MCCAFFETY

6-0 191 L/L Senior 2L
HOUSTON, TEXAS
CY-FAIR HS



SEASON HIGH

CAREER HIGH

IP	1.2, at TCU (2/20)	3.0, Southern Miss (3/17/23)
H	1, at TCU (2/20)	3, Rice (3/17/21)
R	-	4, at Grand Canyon (3/5/23)
ER	-	4, at Grand Canyon (3/5/23)
BB	-	2, 3x, last Texas (4/10/23)
K	3, Youngstown St. (2/18)	3, 2x, last Youngstown St. (2/18/24)


2024

Date	Opponent	IP	H	R	ER	BB	SO	DEC
2/18	Youngstown State	1.0	0	0	0	0	3	
2/20	at TCU	1.2	1	0	0	0	2	

Year	ERA	W-L	SV	AP	GS	IP	H	R	ER	BB	SO	AVG
2021	4.91	0-0	0	5	0	3.2	6	3	2	3	2	.375
2022	-	-	-	-	-	Did Not Play	-	-	-	-	-	-
2023	6.23	0-0	2	18	0	13.0	15	10	9	11	14	.300
2024	0.00	0-0	0	2	0	2.2	1	0	0	0	5	.111
Total	5.12	0-0	2	25	0	19.1	22	13	11	14	21	.293

24 RIGHT-HANDED PITCHER PEYTON ZABEL

6-7 244 R/R R-Junior 1L
PIERRE, S.D.
RIGGS HS / IOWA WESTERN CC



SEASON HIGH

CAREER HIGH

IP	4.0, Youngstown St. (2/18)	6.0, Prairie View (4/25/23)
H	2, Youngstown St. (2/18)	5, at Texas A&M (4/4/23)
R	1, Youngstown St. (2/18)	5, at Texas A&M (4/4/23)
ER	1, Youngstown St. (2/18)	4, 3x, last at TCU (5/16/23)
BB	5, Youngstown St. (2/18)	5, 2x, last Youngstown St. (2/18/24)
K	6, Youngstown St. (2/18)	Same

2024

Date	Opponent	IP	H	R	ER	BB	SO	DEC
2/18	Youngstown State	4.0	2	1	1	5	6	W, 1-0

Year	ERA	W-L	SV	AP	GS	IP	H	R	ER	BB	SO	AVG
2022	8.31	0-1	0	8	1	8.2	14	9	8	10	4	.368
2023	5.46	2-2	0	14	9	31.1	37	22	19	17	30	.287
2024	2.25	1-0	0	1	1	4.0	2	1	1	5	6	.154
Total	5.73	3-3	0	23	11	44.0	53	32	28	32	40	.294

PITCHERS SUMMARIES

26 LEFT-HANDED PITCHER **JACK STROUD**

5-9 175 L/L Junior TR
AMARILLO, TEXAS
IMG ACADEMY / WEATHERFORD COLLEGE



SEASON HIGH

CAREER HIGH

IP	5.0, Youngstown St. (2/17)	Same
H	4, Youngstown St. (2/17)	4, 5x, last Youngstown St. (2/17/24)
R	1, Youngstown St. (2/17)	4, vs. Louisiana (5/26/23)
ER	-	3, 2x, last vs. Louisiana (5/26/23)
BB	2, Youngstown St. (2/17)	3, North Dakota St. (3/11/23)
K	3, Youngstown St. (2/17)	7, vs. Louisiana (5/26/23)

2024

Date	Opponent	IP	H	R	ER	BB	SO	DEC
2/17	Youngstown State	5.0	4	1	0	2	3	W, 1-0

Year	ERA	W-L	SV	AP	GS	IP	H	R	ER	BB	SO	AVG
2020*	INF	0-0	0	1	0	0.0	2	3	3	1	0	1.000
2021*	5.06	0-0	0	6	0	5.1	4	3	3	5	5	.222
2023	3.56	3-2	4	25	1	48.0	50	24	19	18	67	.256
2024	0.00	1-0	0	1	1	5.0	4	1	0	2	3	.235
TXST	3.23	4-2	4	26	2	53.0	54	25	19	20	70	.255
Total	3.86	4-2	4	33	2	58.1	60	31	25	26	75	.259

* Played at Florida Atlantic

28 RIGHT-HANDED PITCHER **DALTON BUCKINGHAM**

6-2 198 R/R Graduate 1L
LAKEWAY, TEXAS
LAKE TRAVIS HS / SEWANEE



SEASON HIGH

CAREER HIGH

IP	1.0, Youngstown St. (2/16)	2.0, at Troy (4/22/23)
H	-	2, 2x, last at Troy (4/22/23)
R	-	4, Northwestern (2/19/23)
ER	-	3, Northwestern (2/19/23)
BB	-	2, Northwestern (2/19/23)
K	1, Youngstown St. (2/16)	1, 2x, last Youngstown St. (2/16/24)

2024

Date	Opponent	IP	H	R	ER	BB	SO	DEC
2/16	Youngstown State	1.0	0	0	0	0	1	

Year	ERA	W-L	SV	AP	GS	IP	H	R	ER	BB	SO	AVG
2019*	4.81	3-4	1	13	11	43.0	51	30	23	27	32	.295
2020*	2.14	1-1	0	4	4	21.0	16	7	5	7	21	.219
2021*	2.35	0-0	0	3	1	7.2	5	2	2	5	12	.192
2022*	INF	0-1	0	1	1	0.0	4	5	4	1	0	.800
2023	9.82	0-0	0	3	0	3.2	4	6	4	2	1	.250
2024	0.00	0-0	0	1	0	1.0	0	0	0	0	1	.000
TXST	7.71	0-0	0	4	0	4.2	4	6	4	2	2	.211
Total	4.48	4-6	1	25	17	76.1	80	50	38	42	67	.270

* Played at Sewanee

27 RIGHT-HANDED PITCHER **OTTO WOFFORD**

6-2 164 R/R Junior 3L
MASON, TEXAS
MASON HS



SEASON HIGH

CAREER HIGH

IP	1.1, at TCU (2/20)	4.0, 2x, last at Little Rock (3/19/21)
H	1, at TCU (2/20)	4, at Little Rock (3/19/21)
R	1, at TCU (2/20)	4, South Ala. (5/1/22)
ER	-	3, 2x, last South Ala. (5/1/22)
BB	-	2, 5x, last at Coastal Carolina (3/25/23)
K	1, 2x, last at TCU (2/20)	6, Georgia State (5/15/21)

2024

Date	Opponent	IP	H	R	ER	BB	SO	DEC
2/17	Youngstown State	0.2	0	0	0	0	1	
2/20	at TCU	1.1	1	1	0	0	1	

Year	ERA	W-L	SV	AP	GS	IP	H	R	ER	BB	SO	AVG
2020	0.87	1-0	0	8	0	10.1	6	1	1	0	13	.167
2021	3.82	3-1	0	22	0	35.1	34	17	15	13	27	.256
2022	8.49	3-0	0	13	2	11.2	18	13	11	4	14	.346
2023	6.55	2-0	0	13	0	11.0	11	9	8	8	13	.256
2024	0.00	0-0	0	2	0	2.0	1	1	0	0	2	.125
Total	4.48	9-1	0	58	2	70.1	70	41	35	25	69	.257

29 RIGHT-HANDED PITCHER **TAYLOR SEAY**

6-0 183 R/R R-Sophomore TR
LAKE JACKSON, TEXAS
BRAZOSWOOD HS / ANGELINA COLLEGE



SEASON HIGH

CAREER HIGH

IP	0.2, at TCU (2/20)	Same
H	-	-
R	-	-
ER	-	-
BB	-	-
K	-	-

2024

Date	Opponent	IP	H	R	ER	BB	SO	DEC
2/20	at TCU	0.2	0	0	0	0	0	

Year	ERA	W-L	SV	AP	GS	IP	H	R	ER	BB	SO	AVG
2024	0.00	0-0	0	1	0	0.2	0	0	0	0	0	.000
Total	0.00	0-0	0	1	0	0.2	0	0	0	0	0	.000

PITCHERS SUMMARIES

34 RIGHT-HANDED PITCHER **DRAYTON BROWN**

6-3 215 R/R Senior TR
NACOGDOCHES, TEXAS
HALLSVILLE HS / NORTHWESTERN STATE



	SEASON HIGH	CAREER HIGH
IP	2.1, Youngstown St. (2/17)	9.0, vs. McNeese (5/26/23)
H	1, Youngstown St. (2/17)	10, Nicholls (4/30/23)
R	-	8, Little Rock (3/19/23)
ER	-	8, Little Rock (3/19/23)
BB	2, Youngstown St. (2/17)	5, at UT Arlington (3/6/22)
K	3, Youngstown St. (2/17)	8, 3x, last Alabama A&M (3/12/23)

2024

Date	Opponent	IP	H	R	ER	BB	SO	DEC
2/17	Youngstown St	2.1	1	0	0	2	3	

Year	ERA	W-L	SV	AP	GS	IP	H	R	ER	BB	SO	AVG
2021*	1.96	2-3	6	17	0	41.1	23	9	9	14	46	.168
2022*	4.43	5-6	0	13	13	67.0	52	34	33	29	63	.218
2023*	5.64	6-6	0	15	15	81.1	78	59	51	20	70	.248
2024	0.00	0-0	0	1	0	2.1	1	0	0	2	3	.125
<i>TXST</i>	<i>0.00</i>	<i>0-0</i>	<i>0</i>	<i>1</i>	<i>0</i>	<i>2.1</i>	<i>1</i>	<i>0</i>	<i>0</i>	<i>2</i>	<i>3</i>	<i>.125</i>
Total	4.36	13-15	6	46	28	192.0	154	102	93	65	182	.220

* Played at Northwestern State

36 RIGHT-HANDED PITCHER **SAM HALL**

6-1 193 R/R Sophomore TR
BEAUMONT, TEXAS
WEST BROOK HS / PANOLA COLLEGE



	SEASON HIGH	CAREER HIGH
IP	1.0, at TCU (2/20)	Same
H	3, at TCU (2/20)	Same
R	2, at TCU (2/20)	Same
ER	2, at TCU (2/20)	Same
BB	1, at TCU (2/20)	Same
K	1, at TCU (2/20)	Same

2024

Date	Opponent	IP	H	R	ER	BB	SO	DEC
2/20	at TCU	1.0	3	2	2	1	1	

Year	ERA	W-L	SV	AP	GS	IP	H	R	ER	BB	SO	AVG
2024	18.00	0-0	0	1	0	1.0	3	2	2	1	1	.500
Total	18.00	0-0	0	1	0	1.0	3	2	2	1	1	.500

38 RIGHT-HANDED PITCHER **COLBY DIAZ**

6-1 203 R/R Sophomore 1L
LEANDER, TEXAS
ROUSE HS



	SEASON HIGH	CAREER HIGH
IP	-	3.1, at Incarnate Word (2/28/23)
H	-	4, at Incarnate Word (2/28/23)
R	-	4, North Dakota St. (3/11/23)
ER	-	4, North Dakota St. (3/11/23)
BB	-	2, 3x, last at Troy (4/21/23)
K	-	3, at Incarnate Word (2/28/23)


2024

Date	Opponent	IP	H	R	ER	BB	SO	DEC
-	-	-	-	-	-	-	-	-

Year	ERA	W-L	SV	AP	GS	IP	H	R	ER	BB	SO	AVG
2023	15.26	0-1	0	5	2	7.2	13	14	13	8	4	.382
2024	-	-	-	-	-	-	-	-	-	-	-	-
Total	15.26	0-1	0	5	2	7.2	13	14	13	8	4	.382

38 LEFT-HANDED PITCHER **COLTEN DRAKE**

6-3 208 L/L R-Junior RS
KERRVILLE, TEXAS
TIVY HS / BLINN COLLEGE



	SEASON HIGH	CAREER HIGH
IP	-	-
H	-	-
R	-	-
ER	-	-
BB	-	-
K	-	-

2024

Date	Opponent	IP	H	R	ER	BB	SO	DEC
-	-	-	-	-	-	-	-	-

Year	ERA	W-L	SV	AP	GS	IP	H	R	ER	BB	SO	AVG
2024	-	-	-	-	-	-	-	-	-	-	-	-
Total	-	-	-	-	-	-	-	-	-	-	-	-

PITCHERS SUMMARIES

39 RIGHT-HANDED PITCHER **TONY ROBIE**

6-5 220 R/R Senior 4L
MANSFIELD, TEXAS
LAKE RIDGE HS



	SEASON HIGH	CAREER HIGH
--	-------------	-------------

IP	1.1, at TCU (2/20)	7.1, Marshall (4/15/23)
H	6, at TCU (2/20)	11, Louisiana (5/15/22)
R	3, at TCU (2/20)	5, 3x, last at Troy (4/22/23)
ER	3, at TCU (2/20)	5, 2x, last at Troy (4/22/23)
BB	1, at TCU (2/20)	5, 2x, last Ohio State (2/27/22)
K	1, at TCU (2/20)	8, 2x, last Marshall (4/15/23)

2024

Date	Opponent	IP	H	R	ER	BB	SO	DEC
2/20	at TCU*	1.1	6	3	3	1	1	L, 0-1

Year	ERA	W-L	SV	AP	GS	IP	H	R	ER	BB	SO	AVG
2020	3.60	3-0	0	4	2	15.0	16	7	6	2	4	.262
2021	5.26	0-2	0	13	6	37.2	40	26	22	26	26	.284
2022	5.05	4-1	0	19	11	57.0	68	38	32	28	48	.294
2023	4.33	5-4	0	20	12	60.1	59	36	29	26	48	.249
2024	20.25	0-1	0	1	1	1.1	6	3	3	1	1	.750
Total	4.83	12-8	0	57	32	171.1	189	110	92	83	127	.279

42 RIGHT-HANDED PITCHER **CALEN GRAHAM**

6-5 230 R/R Junior TR
FORT WORTH, TEXAS
INT. LEADERSHIP SCHOOL OF TEXAS / NORTH CENTRAL TEXAS COLLEGE



	SEASON HIGH	CAREER HIGH
--	-------------	-------------

IP	1.0, Youngstown St. (2/16)	Same
H	-	-
R	-	-
ER	-	-
BB	1, Youngstown St. (2/16)	Same
K	1, Youngstown St. (2/16)	Same


2024

Date	Opponent	IP	H	R	ER	BB	SO	DEC
2/16	Youngstown State	1.0	0	0	0	1	1	

Year	ERA	W-L	SV	AP	GS	IP	H	R	ER	BB	SO	AVG
2024	0.00	0-0	0	1	0	1.0	0	0	0	1	1	.000
Total	0.00	0-0	0	1	0	1.0	0	0	0	1	1	.000

40 RIGHT-HANDED PITCHER/INFIELDER **AUSTIN EATON**

6-1 225 R/R R-Junior TR
FRISCO, TEXAS
LONE STAR HS / NAVARRO COLLEGE



	SEASON HIGH	CAREER HIGH
--	-------------	-------------

IP	4.0, Youngstown St. (2/16)	Same
H	1, Youngstown St. (2/16)	Same
R	-	-
ER	-	-
BB	4, Youngstown St. (2/16)	Same
K	4, Youngstown St. (2/16)	Same

2024

Date	Opponent	IP	H	R	ER	BB	SO	DEC
2/16	Youngstown State*	4.0	1	0	0	4	4	W, 1-0

Year	ERA	W-L	SV	AP	GS	IP	H	R	ER	BB	SO	AVG
2024	0.00	1-0	0	1	1	4.0	1	0	0	4	4	.076
Total	0.00	1-0	0	1	1	4.0	1	0	0	4	4	.076

43 LEFT-HANDED PITCHER **TYLER COOPER**

5-11 211 L/L R-Sophomore TR
KYLE, TEXAS
HAYS HS / TEMPLE COLLEGE



	SEASON HIGH	CAREER HIGH
--	-------------	-------------

IP	-	-
H	-	-
R	-	-
ER	-	-
BB	-	-
K	-	-

2024

Date	Opponent	IP	H	R	ER	BB	SO	DEC
-	-	-	-	-	-	-	-	-

Year	ERA	W-L	SV	AP	GS	IP	H	R	ER	BB	SO	AVG
2024	-	-	-	-	-	-	-	-	-	-	-	-
Total	-	-	-	-	-	-	-	-	-	-	-	-

PITCHERS SUMMARY

45 RIGHT-HANDED PITCHER JONATHAN MARTINEZ

6-0 217 R/R Senior 3L
MISSION, TEXAS
PALMVIEW HS



SEASON HIGH

CAREER HIGH

IP	2.0, at TCU (2/20)	3.0, at Coastal Carolina (5/20/21)
H	-	4, vs. Louisiana (5/26/21)
R	-	3, 4x, last Northwestern (2/17/23)
ER	-	3, 4x, last Northwestern (2/17/23)
BB	-	3, at Washington (4/16/21)
K	2, at TCU (2/20)	3, 2x, last HCU (3/22/23)

2024

Date	Opponent	IP	H	R	ER	BB	SO	DEC
2/20	at TCU	2.0	0	0	0	0	2	

Year	ERA	W-L	SV	AP	GS	IP	H	R	ER	BB	SO	AVG
2021	8.16	0-1	0	12	0	14.1	17	13	13	13	11	.309
2022	3.78	0-0	1	14	0	16.2	17	8	7	7	13	.266
2023	3.93	0-0	0	16	0	18.1	13	9	8	11	12	.194
2024	0.00	0-0	0	1	0	2.0	0	0	0	0	2	.000
Total	4.91	0-0	1	43	0	51.1	47	30	28	31	38	.245

SERIES-BY-SERIES BATTING

	AVG.	GP	AB	R	H	2B	3B	HR	RBI	TB	SLG%	BB	HBP	SO	GDP	OB%	SF	SH	SB-ATT
YOUNGSTOWN STATE	.299	3	87	37	26	6	0	6	32	50	.575	27	5	9	2	.475	3	1	1-1
<i>Karbach Round Rock Classic</i>																			
<i>Astros Foundation College Classic</i>																			
SAM HOUSTON																			
APP STATE*																			
@ James Madison*																			
LOUISIANA*																			
@ Marshall*																			
@ ULM*																			
SOUTH ALABAMA*																			
@ Arkansas State*																			
OLD DOMINION*																			
TROY*																			
@ Southern Miss*																			

SERIES-BY-SERIES PITCHING

	ERA	W-L	APP	GS	CG	SHO	SV	IP	H	R	ER	BB	SO	2B	3B	HR	B/AVG.
YOUNGSTOWN STATE	0.72	3-0	3	3	0	0	0	25.0	9	4	2	15	30	2	0	1	.111
<i>Karbach Round Rock Classic</i>																	
<i>Astros Foundation College Classic</i>																	
SAM HOUSTON																	
APP STATE*																	
@ James Madison*																	
LOUISIANA*																	
@ Marshall*																	
@ ULM*																	
SOUTH ALABAMA*																	
@ Arkansas State*																	
OLD DOMINION*																	
TROY*																	
@ Southern Miss*																	

MIDWEEK BATTING

	AVG.	GP	AB	R	H	2B	3B	HR	RBI	TB	SLG%	BB	HBP	SO	GDP	OB%	SF	SH	SB-ATT
	.359	1	39	5	14	3	0	1	4	20	.513	0	1	11	2	.375	0	0	1-1

MIDWEEK PITCHING

	ERA	W-L	APP	GS	CG	SHO	SV	IP	H	R	ER	BB	SO	2B	3B	HR	B/AVG.
	5.62	0-1	1	1	0	0	0	8.0	11	6	5	2	7	2	0	0	.333

MONTH-BY-MONTH BATTING

	AVG.	GP	AB	R	H	2B	3B	HR	RBI	TB	SLG%	BB	HBP	SO	GDP	OB%	SF	SH	SB-ATT
February	.317	4	126	42	40	9	0	7	36	70	.556	27	6	20	4	.451	3	1	2-2
March																			
April																			
May																			

MONTH-BY-MONTH PITCHING

	ERA	W-L	APP	GS	CG	SHO	SV	IP	H	R	ER	BB	SO	2B	3B	HR	B/AVG.
February	1.91	3-1	4	4	0	0	0	33.0	20	10	7	17	37	4	0	1	.175
March																	
April																	
May																	

HOME-AWAY-NEUTRAL BATTING

	AVG.	GP	AB	R	H	2B	3B	HR	RBI	TB	SLG%	BB	HBP	SO	GDP	OB%	SF	SH	SB-ATT
Home	.299	3	87	37	26	6	0	6	32	50	.575	27	5	9	2	.475	3	1	1-1
Away	.359	1	39	5	14	3	0	1	4	20	.513	0	1	11	2	.375	0	0	1-1
Neutral																			

HOME-AWAY-NEUTRAL PITCHING

	ERA	W-L	APP	GS	CG	SHO	SV	IP	H	R	ER	BB	SO	2B	3B	HR	B/AVG.
Home	0.72	3-0	3	3	0	0	0	25.0	9	4	2	15	30	2	0	1	.111
Away	5.62	0-1	1	1	0	0	0	8.0	11	6	5	2	7	2	0	0	.333
Neutral																	

DAY-NIGHT BATTING

	AVG.	GP	AB	R	H	2B	3B	HR	RBI	TB	SLG%	BB	HBP	SO	GDP	OB%	SF	SH	SB-ATT
Day	.250	2	50	17	11	4	0	1	14	18	.360	16	4	4	1	.437	1	1	1-1
Night	.382	2	76	25	29	5	0	6	22	52	.684	11	2	16	3	.462	2	0	1-1

DAY-NIGHT PITCHING

	ERA	W-L	APP	GS	CG	SHO	SV	IP	H	R	ER	BB	SO	2B	3B	HR	B/AVG.
Day	0.56	2-0	2	2	0	0	0	16.0	7	2	1	9	20	2	0	0	.135
Night	3.18	1-1	2	2	0	0	0	17.0	13	8	6	8	17	2	0	1	.210

HOME RUN BREAKDOWN

Home	6
Road	1
Neutral	0
vs. Right-Handed Pitcher	6
vs. Left-Handed Pitcher	1
vs. Starters	2
vs. Relievers	5
Sun Belt	0
Non-Sun Belt	7
0 Outs	2
1 Out	1
2 Outs	4
Solo Home Run	5
2-Run HR	1
3-Run HR	0
Grand Slam	1
February	7
March	0
April	0
May	0
June	0
1st Inning	2
2nd Inning	1
3rd Inning	0
4th Inning	0
5th Inning	1
6th Inning	0
7th Inning	1
8th Inning	2
9th Inning	0
Extra Innings	0
0-0 Count	0
0-1 Count	1
0-2 Count	1
1-0 Count	0
1-1 Count	3
1-2 Count	0
2-0 Count	0
2-1 Count	0
2-2 Count	0
3-0 Count	0
3-1 Count	2
3-2 Count	0
Leadoff	0
2nd Batter	0
3rd Batter	1
Cleanup	0
5th Batter	0
6th Batter	1
7th Batter	2
8th Batter	2
9th Batter	1
Pinch Hitter	0
Day Games	1
Night Games	6
Record with HR	2-1
Record without HR	1-0
Walk-off Homers	0
Back-To-Back Homers	1
Inside the Park	1

HOME RUN DETAILS

NO.	PLAYER (#)	OPPONENT (DATE)	LOC.	RUNS	OUTS	COUNT	INN.	PITCHER
1.	A. Lugo (1)	Youngstown State (2/16)	LC	1	2	0-1	1	Gehring
2.	I. Collier (1)	Youngstown State (2/16)	LF	1	2	1-1	1	Gehring
3.	C. Manning (1)	Youngstown State (2/16)	RF	4	0	3-1	2	English
4.	S. Pugh (1)	Youngstown State (2/16)	LC	1	1	3-1	7	Casteel
5.	C. Thompson (1)	Youngstown State (2/16)	LF	2	2	1-1	8	Wilms
6.	C. Thompson (2)	Youngstown State (2/18)	LF	1	0	1-1	5	Marsshalwitz
7.	A. Lugo (2)	at TCU (2/20)	CF (ITP)	1	2	0-2	8	Hoover

STARTERS GAME-BY-GAME

Opponent	W/L	IP	H	R	ER	BB	K
Youngstown State	W	4.0	1	-	-	4	4
Youngstown State	W	5.0	4	1	0	2	3
Youngstown State	W	4.0	2	1	1	5	6
@TCU	L	1.1	6	3	3	1	1
vs. Kansas							
vs. Kentucky							
vs. Washington State							
Prairie View A&M							
vs. Houston							
vs. Texas							
vs. LSU							
A&M-Corpus Christi							
Sam Houston							
Sam Houston							
Sam Houston							
@Tarleton State							
HCU							
App State							
App State							
App State							
UTSA							
@James Madison							
@James Madison							
@James Madison							
UTRGV							
Louisiana							
Louisiana							
Louisiana							
Texas A&M							
@Marshall							
@Marshall							
@Marshall							
Texas							
@Texas							
@ULM							
@ULM							
@ULM							
@Incarinate Word							
South Alabama							
South Alabama							
South Alabama							
Incarinate Word							
@Arkansas State							
@Arkansas State							
@Arkansas State							
@UTSA							
Old Dominion							
Old Dominion							
Old Dominion							
Troy							
Troy							
Troy							
@McNeese							
@Southern Miss							
@Southern Miss							
@Southern Miss							

Totals	ERA	IP	H	R	ER	BB	K
Record: 3-1	2.51	14.1	13	5	4	12	14

BULLPEN GAME-BY-GAME

Opponent	W/L/S	IP	H	R	ER	BB	K
Youngstown State	-	5.0	1	1	1	2	6
Youngstown State	-	4.0	1	0	0	2	6
Youngstown State	-	3.0	0	0	0	0	5
@TCU	-	6.2	5	3	2	1	6
vs. Kansas							
vs. Kentucky							
vs. Washington State							
Prairie View A&M							
vs. Houston							
vs. Texas							
vs. LSU							
A&M-Corpus Christi							
Sam Houston							
Sam Houston							
Sam Houston							
@Tarleton State							
HCU							
App State							
App State							
App State							
UTSA							
@James Madison							
@James Madison							
@James Madison							
UTRGV							
Louisiana							
Louisiana							
Louisiana							
Texas A&M							
@Marshall							
@Marshall							
@Marshall							
Texas							
@Texas							
@ULM							
@ULM							
@ULM							
@Incarinate Word							
South Alabama							
South Alabama							
South Alabama							
Incarinate Word							
@Arkansas State							
@Arkansas State							
@Arkansas State							
@UTSA							
Old Dominion							
Old Dominion							
Old Dominion							
Troy							
Troy							
Troy							
@McNeese							
@Southern Miss							
@Southern Miss							
@Southern Miss							

Totals	ERA	IP	H	R	ER	BB	K
Record: 0-0	1.45	18.2	7	4	3	5	23

2023 RECORD PER STARTER

Pitcher (Total Starts)	Record
Eaton (1)	1-0
Stroud (1)	1-0
Zabel (1)	1-0
Robie (1)	0-1

QUALITY STARTS

Pitcher (Total Starts)	QS	Record
N/A		

RUN SUPPORT

Pitcher (Total Starts)	Runs	Per Start
Eaton (1)	20	20.0
Zabel (1)	11	11.0
Stroud (1)	6	6.0
Robie (1)	5	5.0

GAME-BY-GAME STARTING LINEUPS (BY POSITION)

DATE	OPP.	P	C	1B	2B	3B	SS	LF	CF	RF	DH	REC.
2/16	Youngstown State	Eaton	Collier	Patino	Mora	Lugo	Powell	Pena	Farber	Manning	Galloway	1-0
2/17	Youngstown State	Stroud	Bernal	Patino	Mora	Gonzales	Powell	Farber	Weil	Manning	Galloway	1-0
2/18	Youngstown State	Zabel	Collier	Patino	Mora	Lugo	Powell	Pena	Farber	Thompson	Ramirez	1-0
2/20	@TCU	Robie	Collier	Patino	Mora	Lugo	Powell	Thompson	Farber	Manning	Galloway	0-1
2/23	vs. Kansas											
2/24	vs. Kentucky											
2/25	vs. Washington State											
2/27	Prairie View A&M											
3/1	vs. Houston											
3/2	vs. Texas											
3/3	vs. LSU											
3/5	A&M-Corpus Christi											
3/8	Sam Houston											
3/9	Sam Houston											
3/10	Sam Houston											
3/12	@Tarleton State											
3/13	HCU											
3/15	App State											
3/16	App State											
3/17	App State											
3/19	UTSA											
3/22	@ James Madison											
3/23	@ James Madison											
3/24	@ James Madison											
3/26	UTRGV											
3/28	Louisiana											
3/29	Louisiana											
3/30	Louisiana											
4/2	Texas A&M											
4/5	@ Marshall											
4/6	@ Marshall											
4/7	@ Marshall											
4/9	Texas											
4/10	@ Texas											
4/12	@ ULM											
4/13	@ ULM											
4/14	@ ULM											
4/16	@ Incarnate Word											
4/19	South Alabama											
4/20	South Alabama											
4/21	South Alabama											
4/23	Incarnate Word											
4/26	@ Arkansas State											
4/27	@ Arkansas State											
4/28	@ Arkansas State											
4/30	@ UTSA											
5/3	Old Dominion											
5/4	Old Dominion											
5/5	Old Dominion											
5/10	Troy											
5/11	Troy											
5/12	Troy											
5/14	@ McNeese											
5/16	@ Southern Miss											
5/17	@ Southern Miss											
5/18	@ Southern Miss											

GAME-BY-GAME STARTING LINEUPS (BY BATTING ORDER)

DATE	OPP.	1	2	3	4	5	6	7	8	9	REC.
2/16	Youngstown State	Farber	Powell	Patino	Galloway	Mora	Pena	Manning	Lugo	Collier	1-0
2/17	Youngstown State	Farber	Powell	Patino	Galloway	Mora	Manning	Gonzales	Weil	Bernal	1-0
2/18	Youngstown State	Farber	Powell	Patino	Mora	Ramirez	Pena	Thompson	Lugo	Collier	1-0
2/20	@TCU	Farber	Powell	Patino	Galloway	Mora	Thompson	Manning	Lugo	Collier	0-1
2/23	vs. Kansas										
2/24	vs. Kentucky										
2/25	vs. Washington State										
2/27	Prairie View A&M										
3/1	vs. Houston										
3/2	vs. Texas										
3/3	vs. LSU										
3/5	A&M-Corpus Christi										
3/8	Sam Houston										
3/9	Sam Houston										
3/10	Sam Houston										
3/12	@Tarleton State										
3/13	HCU										
3/15	App State										
3/16	App State										
3/17	App State										
3/19	UTSA										
3/22	@ James Madison										
3/23	@ James Madison										
3/24	@ James Madison										
3/26	UTRGV										
3/28	Louisiana										
3/29	Louisiana										
3/30	Louisiana										
4/2	Texas A&M										
4/5	@ Marshall										
4/6	@ Marshall										
4/7	@ Marshall										
4/9	Texas										
4/10	@ Texas										
4/12	@ ULM										
4/13	@ ULM										
4/14	@ ULM										
4/16	@ Incarnate Word										
4/19	South Alabama										
4/20	South Alabama										
4/21	South Alabama										
4/23	Incarnate Word										
4/26	@ Arkansas State										
4/27	@ Arkansas State										
4/28	@ Arkansas State										
4/30	@ UTSA										
5/3	Old Dominion										
5/4	Old Dominion										
5/5	Old Dominion										
5/10	Troy										
5/11	Troy										
5/12	Troy										
5/14	@ McNeese										
5/16	@ Southern Miss										
5/17	@ Southern Miss										
5/18	@ Southern Miss										

TEAM GAME HIGHS

Batting

At bats:	39	at TCU (2/20)
Runs scored:	20	Youngstown State (2/16)
Hits:	15	Youngstown State (2/16)
RBIs:	18	Youngstown State (2/16)
Doubles:	3	at TCU (2/20)
Triples:	-	-
Home runs:	5	Youngstown State (2/16)
Total bases:	32	Youngstown State (2/16)
Walks:	11	Youngstown State (2/16)
Strikeouts:	11	at TCU (2/20)
Sac hits:	1	Youngstown State (2/17)
Sac flies:	2	Youngstown State (2/16)
Stolen Bases:	1	at TCU (2/20)
Hit by pitch:	1	Youngstown State (2/18)
Caught stealing:	-	-
Runners LOB:	8	at TCU (2/20)
Hit into DP:	3	at TCU (2/20)
	3	Youngstown State (2/16)

Fielding

Putouts:	27	Youngstown State (2/17)
	27	Youngstown State (2/16)
Assists:	13	Youngstown State (2/17)
Errors:	2	Youngstown State (2/17)
Passed balls:	-	-
DPs turned:	1	Youngstown State (2/18)

Pitching

Innings pitched:	9.0	Youngstown State (2/17)
	9.0	Youngstown State (2/16)
Runs allowed:	6	at TCU (2/20)
Earned runs:	5	at TCU (2/20)
Walks allowed:	6	Youngstown State (2/16)
Strikeouts:	11	Youngstown State (2/18)
Hits allowed:	11	at TCU (2/20)
Doubles allowed:	2	at TCU (2/20)
Triples allowed:	-	-
Home runs allowed:	1	Youngstown State (2/16)
Wild pitches:	2	at TCU (2/20)
Hit batters:	2	Youngstown State (2/18)
	2	Youngstown State (2/17)

INDIVIDUAL GAME HIGHS

Batting

At bats:	5	Rashawn Galloway, at TCU (2/20)
	5	Alec Patino, at TCU (2/20)
	5	Davis Powell, at TCU (2/20)
Runs scored:	3	Ryne Farber, Youngstown State (2/18)
	3	Aaron Lugo, Youngstown State (2/16)
	3	Daylan Pena, Youngstown State (2/16)
Hits:	4	at TCU (2/20)
RBIs:	5	Cade Manning, Youngstown State (2/16)
Doubles:	1	9 times
Triples:	-	-
Home runs:	1	7 times
Total bases:	6	Aaron Lugo, at TCU (2/20)
Walks:	3	Ryne Farber, Youngstown State (2/18)
Strikeouts:	3	Cade Manning, at TCU (2/20)
Sac hits:	1	Chris Bernal, Youngstown State (2/17)
Sac flies:	1	Alec Patino, Youngstown State (2/18)
	1	Cade Manning, Youngstown State (2/16)
	1	Davis Powell, Youngstown State (2/16)
Stolen Bases:	1	Davis Powell, at TCU (2/20)
	1	Ryne Farber, Youngstown State (2/18)
Hit by pitch:	2	Davis Powell, Youngstown State (2/18)
Caught stealing:	-	-
Runners LOB:	4	Ian Collier, Youngstown State (2/18)

Fielding

Putouts:	11	Ian Collier, Youngstown State (2/18)
Assists:	4	Davis Powell, at TCU (2/20)
Errors:	2	Jack Stroud, Youngstown State (2/17)
Passed balls:	-	-

Pitching

Innings pitched:	5.0	Jack Stroud, Youngstown State (2/17)
Runs allowed:	3	Tony Robie, at TCU (2/20)
Earned runs:	3	Tony Robie, at TCU (2/20)
Walks allowed:	5	Peyton Zabel, Youngstown State (2/18)
Strikeouts:	6	Peyton Zabel, Youngstown State (2/18)
Hits allowed:	6	Tony Robie, at TCU (2/20)
Doubles allowed:	1	4 times
Triples allowed:	-	-
Home runs allowed:	1	Cameron O'Banan, Youngstown State (2/16)
Wild pitches:	2	Tony Robie, at TCU (2/20)
Hit batters:	2	Keller Eberly, Youngstown State (2/18)

MISCELLANEOUS STATS

Multiple Hit Games	2	3	4	5+	Total
Farber, Ryne	2	-	1	-	3
Patino, Alec	-	1	-	-	1
Thompson, Cameron	1	-	-	-	1
Collier, Ian	1	-	-	-	1
Galloway, Rashawn	1	-	-	-	1
Lugo, Aaron	1	-	-	-	1
TEAM	6	1	1	0	8

Multiple RBI Games	2	3	4	5+	Total
Thompson, Cameron	1	-	-	-	1
Lugo, Aaron	1	-	-	-	1
Ramirez, August	-	1	-	-	1
Patino, Alec	-	1	-	-	1
Powell, Davis	1	-	-	-	1
Manning, Cade	-	-	-	1	1
Pena, Daylan	1	-	-	-	1
Collier, Ian	-	1	-	-	1
TEAM	4	3	0	1	8

Hitting Streaks	Longest	Current
Mora, Chase	4	4
Farber, Ryne	4	4
Lugo, Aaron	3	3
Galloway, Rashawn	3	3
Patino, Alec	2	1
Ramirez, August	2	2
Thompson, Cameron	2	-
Pena, Daylan	1	-
Powell, Davis	1	1
Collier, Ian	1	1
Manning, Cade	1	-
Pugh, Samson	1	1
Weil, Kameron	1	-

Reached Base Streaks	Longest	Current
Powell, Davis	4	4
Mora, Chase	4	4
Farber, Ryne	4	4
Patino, Alec	4	4
Galloway, Rashawn	3	3
Lugo, Aaron	3	3
Manning, Cade	2	-
Ramirez, August	2	2
Thompson, Cameron	2	-
Weil, Kameron	2	2
Collier, Ian	1	1
Gonzales, Alex	1	1
Garritano, Tyler	1	1
Pugh, Samson	1	1
Pena, Daylan	1	-
Bernal, Chris	1	1

NCAA TEAM RANKINGS

Statistic	National Rank	Conference Rank	Value	National Leader	Value	Conference Leader	Value
Base on Balls (282 ranked)	47	7	27	South Carolina	59	Southern Miss.	40
Batting Average (281 ranked)	61	3	0.317	Saint Louis	0.407	Troy	0.380
Double Plays (249 ranked)	188	10	1	Michigan	8	Arkansas St.	6
Double Plays Per Game (249 ranked)	213	10	0.25	Gonzaga	2.33	Coastal Carolina Georgia St.	1.25 1.25
Doubles (268 ranked)	57	4	9	Austin Peay Longwood Troy	18 18 18	Troy	18
Doubles Per Game (269 ranked)	69	4	2.25	St. John's (NY)	6.00	Troy	3.60
Earned Run Average (282 ranked)	10	2	1.91	Texas A&M	0.53	South Alabama	1.05
Fielding Percentage (282 ranked)	130	7	0.971	7 teams tied	1.000	App State	0.993
Hit Batters (258 ranked)	154	9	4	VMI	16	ULM	10
Hit by Pitch (260 ranked)	93	10	6	Longwood	16	Arkansas St.	15
Hits (282 ranked)	69	4	40	A&M-Corpus Christi	64	Troy	62
Hits Allowed Per Nine Innings (282 ranked)	19	3	5.45	Murray St.	3.67	South Alabama	4.19
Home Runs (221 ranked)	28	2	7	Duke	16	Troy	10
Home Runs Per Game (259 ranked)	37	2	1.75	Duke	4.00	Troy	2.00
On Base Percentage (282 ranked)	38	3	0.451	Saint Louis	0.537	Troy	0.509
Runs (282 ranked)	31	3	42	Troy	63	Troy	63
Sacrifice Bunts (91 ranked)	91	9	1	Western Ky.	8	Arkansas St. James Madison ULM	4 4 4
Sacrifice Flies (142 ranked)	33	5	3	Abilene Christian	7	Troy	6
Scoring (282 ranked)	30	2	10.5	Creighton	16.5	Troy	12.6
Shutouts (6 ranked)				Alabama	3	Arkansas St.	2
Slugging Percentage (282 ranked)	38	2	0.556	Georgia	0.752	Troy	0.699
Stolen Bases (228 ranked)	186	13	2	Nicholls	22	South Alabama	15
Stolen Bases Per Game (241 ranked)	202	13	0.50	Florida St.	5.00	Old Dominion ULM	3.25 3.25
Strikeout-to-Walk Ratio (282 ranked)	98	7	2.18	South Fla.	7.00	Old Dominion	4.25
Strikeouts Per Nine Innings (282 ranked)	80	5	10.1	Florida St.	17.3	Southern Miss.	12.6
Triple Plays (1 ranked)				Tennessee	1		
Triples (54 ranked)				Fairfield	5	Arkansas St.	4
Triples Per Game (133 ranked)				Fairfield	1.67	Arkansas St.	0.80
WHIP (282 ranked)	34	4	1.12	Murray St.	0.78	South Alabama	0.91
WL Pct (236 ranked)	49	5	0.750	38 teams tied	1.000	Arkansas St. South Alabama	1.000 1.000
Walks Allowed Per Nine Innings (282 ranked)	115	8	4.64	Rutgers	1.24	Old Dominion	2.06

NCAA INDIVIDUAL RANKINGS

Statistic	Player	National Rank	Conference Rank	Value	National Leader	Value	Conference Leader	Value
Base on Balls (71 ranked)	Ryne Farber	71	10	5	4 players tied		9 Kole Myers, Troy Slade Wilks, Southern Miss.	8 8
Base on Balls Per Game (129 ranked)	Ryne Farber	129	7	1.25	Jack Penney, Notre Dame	2.33	Sam Blancato, Ga. Southern	1.75
Batting Average (247 ranked)	Ryne Farber Aaron Lugo	4 106	1 7	0.750 0.500	Brylan West, FIU	0.812	Ryne Farber, Texas St.	0.750
Complete Games (1 ranked)					Jacob Denner, Michigan Riley Hunsaker, A&M-Corpus Christi Mason Martinez, Grambling	1 1 1		
Doubles (100 ranked)	Ryne Farber August Ramirez	23 100	2 9	3	John Bay, Austin Peay Will Butcher, Troy Logan Sutter, Purdue	6 6 6	Will Butcher, Troy	6
Doubles Per Game (91 ranked)	Ryne Farber	46	3	0.75	Adam Agresti, St. John's (NY) Justin Hackett, Bryant Jimmy Keenan, St. John's (NY)	2.00 2.00 2.00	Will Butcher, Troy	1.20
Earned Run Average (1 ranked)	Jack Stroud Austin Eaton	1 1	1 1	0.00 0.00	227 players tied	0.00	14 players tied	0.00
Games Started (11 ranked)	Austin Eaton Tony Robie Jack Stroud Peyton Zabel	11 11 11 11	1 1 1 1	1 1 1 1	10 players tied		261 players tied	1
Hit Batters (54 ranked)	Keller Eberly	54	3	2	11 players tied		4 JT Etheridge, Louisiana Ben Moore, Old Dominion	3 3
Hit By Pitch Per Game (127 ranked)	Ryne Farber Davis Powell	127 127	11 11	0.50 0.50	Matt Masciangelo, Sacramento St.	2.00	Drew Holderbach, App State	1.25
Hit by Pitch (80 ranked)	Ryne Farber Davis Powell	80 80	10 10	2 2	Matt Masciangelo, Sacramento St.	8	Drew Holderbach, App State	5
Hits (105 ranked)	Ryne Farber	28	4	9	Austen Jaslove, Arkansas St. Brylan West, FIU	13 13	Austen Jaslove, Arkansas St.	13
Hits Allowed Per Nine Innings (149 ranked)	Austin Eaton	72	5	2.25	27 players tied	0.00	Riley Eikhoff, Coastal Carolina Luke Lyon, Troy	0.00 0.00
Hits Per Game (149 ranked)	Ryne Farber	42	2	2.25	Mike DeStefano, Canisius	4.00	Austen Jaslove, Arkansas St.	2.60
Home Runs (45 ranked)	Aaron Lugo Cameron Thompson	45 45	3 3	2 2	Jace Laviolette, Texas A&M	5	Austen Jaslove, Arkansas St. Kole Myers, Troy	3 3
Home Runs Per Game (86 ranked)	Aaron Lugo Cameron Thompson	41 41	1 1	0.67 0.67	Gavin Noriega, Bryant Ryan Picollo, Saint Joseph's	2.00 2.00	Aaron Lugo, Texas St. Cameron Thompson, Texas St.	0.67 0.67
On Base Percentage (128 ranked)	Ryne Farber Aaron Lugo	3 46	1 5	0.842 0.667	Thad Ector, Charlotte	0.889	Ryne Farber, Texas St.	0.842
Pitching Appearances (57 ranked)	Rhett McCaffety Otto Wofford	57 57	9 9	2 2	4 players tied	4	Coby Greiner, Arkansas St. Matthew Klientfelter, James Madison	4 4
Runs (102 ranked)	Ryne Farber	45	4	7	Colton Griffin, SFA Talmadge LeCroy, South Carolina Kole Myers, Troy	12 12 12	Kole Myers, Troy	12
Runs Batted In (114 ranked)					Will Butcher, Troy	17	Will Butcher, Troy	17
Runs Batted In Per Game (127 ranked)	Cade Manning	127	4	1.67	Ryan Picollo, Saint Joseph's	5.00	Will Butcher, Troy	3.40
Runs Per Game (146 ranked)	Ryne Farber Aaron Lugo	70 108	4 7	1.75 1.67	JonJon Berring, Santa Clara Austin Neuweg, Saint Louis	2.67 2.67	Kole Myers, Troy	2.40
Sacrifice Bunts (34 ranked)	Chris Bernal	34	3	1	Lee Allen, Prairie View Brody Harding, Illinois Luke Heefner, DBU	3 3 3	Duncan Mathews, South Alabama Hunter Ryan, Arkansas St.	2 2
Sacrifice Bunts Per Game (111 ranked)					Anthony Brienza, St. John's (NY) Jace Jeremiah, St. John's (NY)	1.00 1.00	Duncan Mathews, South Alabama	0.40
Sacrifice Flies (48 ranked)	Cade Manning Alec Patino Davis Powell	48 48 48	4 4 4	1 1 1	4 players tied	3	Kyle Edwards, Old Dominion	3
Saves (11 ranked)					Charlie Beilenson, Duke Zach Cameron, Niagara	3 3	12 players tied	1
Slugging Percentage (250 ranked)	Aaron Lugo Cameron Thompson Ryne Farber	10 43 81	1 4 7	1.375 1.125 1.000	Gavin Noriega, Bryant	1.800	Aaron Lugo, Texas St.	1.375
Stolen Bases (106 ranked)					Colton Griffin, SFA	8	Wil French, Arkansas St.	6
Stolen Bases Per Game (101 ranked)					4 players tied	1.50	Wil French, Arkansas St.	1.20
Strikeout-to-Walk Ratio (1 ranked)					170 players tied	0.00	6 players tied	0.00
Strikeouts (18 ranked)					Carson Dorsey, Florida St.	15	Cameron Flukey, Coastal Carolina	10
Strikeouts Per Nine Innings (128 ranked)	Peyton Zabel	128	8	13.50	CJ Hood, Long Beach St.	24.00	Cameron Flukey, Coastal Carolina	22.50
Total Bases (148 ranked)	Ryne Farber	148	6	12	Cam Caley, UIW Brylan West, FIU	24 24	Austen Jaslove, Arkansas St.	23
Toughest to Strike Out (148 ranked)	Davis Powell Ryne Farber Rashawn Galloway Aaron Lugo	1 1 1 1	1 1 1 1	0.0 0.0 0.0 0.0	131 players tied	0.0	8 players tied	0.0
Triples (9 ranked)					8 players tied	2	14 players tied	1
Triples Per Game (61 ranked)					Shea Brady, Bryant Anthony Brienza, St. John's (NY)	1.00 1.00	Easton Winfield, ULM	0.33
Victories (6 ranked)	Austin Eaton Jack Stroud Peyton Zabel	6 6 6	2 2 2	1 1 1	5 players tied	2	Coby Greiner, Arkansas St.	2
WHIP (133 ranked)					Mason Martinez, Grambling	0.15	Luke Lyon, Troy	0.33
Walks Allowed Per Nine Innings (1 ranked)					170 players tied	0.00	6 players tied	0.00

OVERALL SEASON STATS

Player	avg	gp-gs	ab	r	h	2b	3b	hr	rbi	tb	slg%	bb	hp	so	gdp	ob%	sf	sh	sb-att	po	a	e	fld%
Farber, Ryne	.750	4-4	12	7	9	3	0	0	2	12	1.000	5	2	0	0	.842	0	0	1-1	9	0	0	1.000
Lugo, Aaron	.500	3-3	8	5	4	1	0	2	4	11	1.375	3	1	0	1	.667	0	0	0-0	1	3	0	1.000
Patino, Alec	.417	4-4	12	4	5	1	0	0	4	6	.500	4	0	4	0	.529	1	0	0-0	25	2	0	1.000
Thompson, Cameron	.375	3-2	8	3	3	0	0	2	4	9	1.125	2	0	2	0	.500	0	0	0-0	4	1	0	1.000
Galloway, Rashawn	.333	3-3	12	3	4	0	0	0	1	4	.333	1	0	0	1	.385	0	0	0-0	0	0	0	.000
Mora, Chase	.286	4-4	14	4	4	0	0	0	3	4	.286	2	0	2	0	.375	0	0	0-0	6	5	0	1.000
Collier, Ian	.250	3-3	12	2	3	1	0	1	3	7	.583	0	0	3	0	.250	0	0	0-0	23	1	0	1.000
Powell, Davis	.154	4-4	13	4	2	0	0	0	4	2	.154	2	2	0	2	.333	1	0	1-1	6	10	1	.941
Pena, Daylan	.125	3-2	8	3	1	1	0	0	2	2	.250	1	0	1	0	.222	0	0	0-0	1	0	0	1.000

Pugh, Samson	.500	1-0	2	1	1	0	0	1	1	4	2.000	0	0	1	0	.500	0	0	0-0	2	0	0	1.000
Ramirez, August	.400	2-1	5	0	2	2	0	0	3	4	.800	0	1	0	0	.500	0	0	0-0	0	0	0	.000
Weil, Kameron	.250	2-1	4	1	1	0	0	0	0	1	.250	1	0	1	0	.400	0	0	0-0	6	0	0	1.000
Manning, Cade	.143	3-3	7	3	1	0	0	1	5	4	.571	3	0	4	0	.364	1	0	0-0	1	1	0	1.000
Gonzales, Alex	.000	2-1	4	1	0	0	0	0	0	0	.000	1	0	0	0	.200	0	0	0-0	0	2	0	1.000
Bernal, Chris	.000	2-1	2	1	0	0	0	0	0	0	.000	1	0	1	0	.333	0	1	0-0	15	0	0	1.000
Merriman, Ben	.000	1-0	1	0	0	0	0	0	0	0	.000	0	0	0	0	.000	0	0	0-0	0	0	0	.000
Farris, Ethan	.000	1-0	1	0	0	0	0	0	0	0	.000	0	0	1	0	.000	0	0	0-0	0	0	1	1.000
Garritano, Tyler	.000	1-0	1	0	0	0	0	0	0	0	.000	1	0	0	0	.500	0	0	0-0	0	0	0	.000
Totals	.317	4	126	42	40	9	0	7	36	70	.556	27	6	20	4	.451	3	1	2-2	99	34	4	.971
Opponents	.175	4	114	10	20	4	0	1	9	27	.237	17	4	37	0	.299	2	0	1-3	95	39	6	.957

LOB - Team (26), Opp (28). DPs turned - Team (1), Opp (8). Picked off - Powell, D. 1.

(All games Sorted by Earned run avg)

Player	era	w-l	app	gs	cg	sho	sv	ip	h	r	er	bb	so	2b	3b	hr	b/avg	wp	hp	bk	sfa	sha	
Stroud, Jack	0.00	1-0	1	1	0	0/0	0	5.0	4	1	0	2	3	1	0	0	.235	0	1	1	0	0	
Eaton, Austin	0.00	1-0	1	1	0	0/0	0	4.0	1	0	0	4	4	0	0	0	.077	0	0	0	0	0	
Zabel, Peyton	2.25	1-0	1	1	0	0/0	0	4.0	2	1	1	5	6	1	0	0	.154	1	0	0	0	0	

McCaffety, Rhett	0.00	0-0	2	0	0	0/0	0	2.2	1	0	0	0	5	1	0	0	.111	0	0	0	0	0	
Brown, Drayton	0.00	0-0	1	0	0	0/0	0	2.1	1	0	0	2	3	0	0	0	.125	0	1	0	0	0	
Wofford, Otto	0.00	0-0	2	0	0	0/0	0	2.0	1	1	0	0	2	0	0	0	.125	0	0	0	0	0	
Martinez, Jonathan	0.00	0-0	1	0	0	0/0	0	2.0	0	0	0	0	2	0	0	0	.000	0	0	0	0	0	
Burke, DJ	0.00	0-0	1	0	0	0/0	0	1.0	0	0	0	1	0	0	0	0	.000	1	0	0	0	0	
Tippie, Matthew	0.00	0-0	1	0	0	0/0	0	1.0	0	0	0	0	2	0	0	0	.000	0	0	0	0	0	
Buckingham, Dalton	0.00	0-0	1	0	0	0/0	0	1.0	0	0	0	0	1	0	0	0	.000	0	0	0	0	0	
Holbook, Nicholas	0.00	0-0	1	0	0	0/0	0	1.0	0	1	0	0	2	0	0	0	.000	0	0	0	1	0	
Eberly, Keller	0.00	0-0	1	0	0	0/0	0	1.0	0	0	0	0	0	0	0	0	.000	0	2	0	0	0	
Graham, Calen	0.00	0-0	1	0	0	0/0	0	1.0	0	0	0	1	1	0	0	0	.000	0	0	0	0	0	
Bush, Cameron	0.00	0-0	1	0	0	0/0	0	1.0	0	0	0	0	2	0	0	0	.000	0	0	0	0	0	
Seay, Taylor	0.00	0-0	1	0	0	0/0	0	0.2	0	0	0	0	0	0	0	0	.000	0	0	0	0	0	
O'Banan, Cameron	9.00	0-0	1	0	0	0/0	0	1.0	1	1	1	0	2	0	0	1	.250	0	0	0	0	0	
Hall, Sam	18.00	0-0	1	0	0	0/0	0	1.0	3	2	2	1	1	0	0	0	.500	0	0	1	0	0	
Robie, Tony	20.25	0-1	1	1	0	0/0	0	1.1	6	3	3	1	1	1	0	0	.750	2	0	0	1	0	
Totals	1.91	3-1	4	4	0	0/0	0	33.0	20	10	7	17	37	4	0	1	.175	4	4	2	2	0	
Opponents	10.80	1-3	4	4	0	0/0	1	31.2	40	42	38	27	20	9	0	7	.317	3	6	2	3	1	

PB - Team (0), Opp (1). Pickoffs - Team (3), Stroud, J. 2, Seay, T. 1, Opp (1). SBA/ATT - Stroud, J. (0-2), Brown, D. (1-1), Bernal, C. (1-1).