

# KANSAS

#KUBball

f /KANSASBASKETBALL

@KUHOOPS

@KUHOOPS

FEBRUARY 5, 2024 | KANSAS STATE | GAME NOTES

KANSAS COMMUNICATIONS

JAYHAWKS

18-4

2023-24 OVERALL

6-3

2023-24 BIG 12

8/9

RANKING (AP/COACHES)



VS



14-8

2023-24 OVERALL

4-5

2023-24 BIG 12

-/-

RANKING (AP/COACHES)

WILDCATS

**Bill Self**  
HEAD COACH

**583-136** (.811)  
RECORD AT KANSAS, 21ST SEASON

**Jerome Tang**  
HEAD COACH

**40-18** (.690)  
RECORD AT K-STATE, SECOND SEASON

## RECORD (18-4, 6-3 -- H: 12-0; A: 2-3; N: 4-1)

KU OPP

Date Rnk Rnk Opponent TV Time/Result

### NOVEMBER (6-1)

6	1	-	NORTH CAROLINA CENTRAL	B12 NOW	W, 99-56
10	1	-	MANHATTAN COLLEGE	B12 NOW	W, 99-61
14	1	17	vs. Kentucky#	ESPN	W, 89-84
20	1	-	vs. Chaminade!	ESPNU	W, 83-56
21	1	4	vs. Marquette!	ESPN	L, 59-73
22	1	7	Tennessee!	ESPN2	W, 69-60
28	5	-	EASTERN ILLINOIS	B12 NOW	W, 71-63

### DECEMBER (6-0)

1	5	4	UCONN-	ESPN2	W, 69-65
5	2	-	KANSAS CITY	B12 NOW	W, 88-69
9	2	-	MISSOURI	ESPN	W, 73-64
16	2	-	at Indiana	CBS	W, 75-71
22	2	-	YALE	B12 NOW	W, 75-60
30	2	-	vs. Wichita State#	ESPN2	W, 86-67

### JANUARY (5-3)

6	2	-	TCU*	CBS	W, 83-81
10	3	-	at UCF*	B12 NOW	L, 60-65
13	3	9	OKLAHOMA*	B12 NOW	W, 78-66
16	3	-	at Oklahoma State*	ESPN	W, 90-66
20	3	-	at West Virginia*	B12 NOW	L, 85-91
22	7	-	CINCINNATI*	ESPN	W, 74-69
27	7	23	at Iowa State*	CBS	L, 75-79
30	8	-	OKLAHOMA STATE*	ESPN	W, 83-54

### FEBRUARY (1-0)

3	8	4	HOUSTON*	ESPN	W, 78-65
5	8	-	at Kansas State*	ESPN	8 p.m.
10	-	-	BAYLOR*	ESPN	5 p.m.
12	-	-	at Texas Tech*	ESPN	8 p.m.
17	-	-	at Oklahoma*	ESPN	3 p.m.
24	-	-	TEXAS*	ESPN	5 p.m.
27	-	-	BYU*	B12 NOW	7 p.m.

### MARCH (0-0)

2	-	-	at Baylor*	ABC	12 p.m.
5	-	-	KANSAS STATE*	ESPN/2	8 p.m.
9	-	-	at Houston*	ESPN	3 p.m.
12-16	-	-	at Big 12 Championship#		

All times Central and subject to change; **Home Games in ALL CAPS and bold**; Rank: Associated Press Top 25 Poll; #State Farm Champions Classic; !Maui Invitational; -Big EAST-Big 12 Battle; #T-Mobile Center, Kansas City, Mo.; \*Big 12 Conference game

## COMMUNICATIONS

### CHRIS THEISEN

Asst. AD for Communications  
e theisen@ku.edu  
c 785.331.9356

### MAX AEBERSOLD

Communications Graduate Assistant  
e max.aebersold@ku.edu  
c 913.991.2711

## GAME #8/9 KANSAS AT KANSAS STATE

Manhattan, Kan. • Bramlage Coliseum (11,010)  
Monday, February 5, 2024 • 8 p.m. (CT)  
ESPN Big Monday \* Dillons Sunflower Showdown



**Play-by-Play:** Jon Sciambi  
**Analysts:** Jay Bilas  
**Sideline:** Kris Budden  
**Producer:** Scott Gustafson  
**Director:** Scott Johnson



**Radio:** Jayhawk Radio Network  
**Webcast:** KUAthletics.com/Radio  
**Play-by-Play:** Brian Hanni  
**Analyst:** Greg Gurley  
**Producer/Engineer:** Steve Kincaid

### TIPOFF

- No. 8 Kansas (18-4, 6-3 Big 12) hits the road to face Kansas State (14-8, 4-5) on ESPN Big Monday in the Dillons Sunflower Showdown. Tip from Bramlage Coliseum is set for 8 p.m. CT with Jon Sciambi, Jay Bilas and Kris Budden on the call.
- Kansas is coming off a 78-65 win against No. 4 Houston on Feb. 3. With its win, Kansas and Houston sit atop the Big 12 standings with 6-3 records, one-half game ahead of Baylor, Iowa State and Texas Tech at 5-3. Kansas State has lost four straight games after its 75-72 loss at Oklahoma State on Feb. 3.
- Kansas leads the overall series with Kansas State, 201-95, including 28-6 in Bramlage Coliseum. The 201 wins are the most victories over an opponent in NCAA Division I history.
- No. 8 Kansas has been ranked in the Associated Press top 10 in each of the last 51 polls dating back to the 2021-22 preseason poll. The 51 weeks is the longest in the nation for a Top-10 team, while Houston is second at 31.
- This season, No. 8 Kansas has played No. 1 UConn, No. 4 Houston, No. 5 Tennessee, No. 9 Marquette, No. 10 Kentucky, No. 12 Iowa State, No. 23 Oklahoma and No. 25 TCU. The Jayhawks will play No. 15 Texas Tech, No. 18 Baylor and No. 22 BYU in Big 12 play.
- Kansas leads the nation in assists per game at 20.7. KU leads the Big 12 and is second nationally in field goal percentage at 51.5%.
- Senior C Hunter Dickinson leads the conference and is sixth in the nation in rebounds per game at 11.1. With 18.7 ppg, which is second in the league, he is the only player in the Big 12 to average a double-double. His 12 double-doubles lead the league and are 10th nationally.
- Graduate-senior G Kevin McCullar Jr. leads the nation in triple-doubles with two. He also leads the Big 12 in scoring at 19.7 ppg, which is 37th nationally.
- Named a Bob Cousy Award Top 10 Candidate, redshirt-senior G Dajuan Harris Jr. leads the Big 12 in assists per game at 6.6, which is eighth nationally.
- Junior F KJ Adams Jr. leads the Big 12 in field goal percentage at 63.9%, which is eighth nationally.
- Freshman G Johnny Furphy has started the last seven games for KU and is averaging 14.4 ppg and 6.9 rpg and is 17-for-33 (51.5%) from three-point range in that span.

## SERIES AT A GLANCE (SEE BREAKDOWN ON P. 46)

**OVERALL** KU LEADS, 201-95 (28-6 IN BRAMLAGE)  
**CURRENT STREAK** KANSAS, 1 WIN  
**LAST MEETING** KU, 90-78 (1.31.2023, LAWRENCE)



79.1	POINTS PER GAME	72.0
51.5	FG%	43.3
36.5	3FG%	31.1
73.8	FT%	72.6
37.3	REBOUNDS PER GAME	37.7
20.7	ASSISTS PER GAME	14.4
4.1	BLOCKS PER GAME	4.5
7.2	STEALS PER GAME	6.7
67.5	SCORING DEFENSE	68.7
39.4	FG% DEFENSE	40.1
32.0	3FG% DEFENSE	31.5
+5.1	REBOUND MARGIN	+3.0
1.7	AST-TO RATIO	1.0

## LAST GAME STARTERS

<b>1 DICKINSON</b> SR • CENTER	<b>3 HARRIS JR.</b> R-SR • GUARD	<b>10 FURPHY</b> FR • GUARD	<b>15 MCCULLAR JR.</b> GR-SR • GUARD	<b>24 ADAMS JR.</b> JR • FORWARD
MIN <b>32.1</b>	MIN <b>35.5</b>	MIN <b>19.4</b>	MIN <b>35.1</b>	MIN <b>32.9</b>
PPG <b>18.8</b>	PPG <b>7.4</b>	PPG <b>8.5</b>	PPG <b>19.7</b>	PPG <b>12.6</b>
FG% <b>59.3</b>	FG% <b>43.3</b>	FG% <b>54.4</b>	FG% <b>48.0</b>	FG% <b>63.9</b>
REB <b>11.1</b>	3FG% <b>45.7</b>	3FG% <b>42.7</b>	REB <b>6.4</b>	REB <b>4.7</b>
BLK <b>1.3</b>	AST <b>6.6</b>	REB <b>4.0</b>	AST <b>4.6</b>	AST <b>3.5</b>

**NUMERICAL ROSTER**

NO.	NAME	HT.	WT.	POS.	YR.	EXP.	HOMETOWN / HIGH SCHOOL / PREVIOUS SCHOOL
1	Hunter Dickinson	7-2	260	C	Sr.	TR	Alexandria, Va. / DeMatha Catholic HS / Michigan
3	Dajuan Harris Jr.	6-2	170	G	RS-Sr.	3L	Columbia, Mo. / Rock Bridge HS
4	Justin Cross	6-8	200	F	Jr.	TR	Oak Park, Ill. / Oak Park River Forest HS / John A. Logan College
5	Chris Carter	6-4	190	G	RS-Fr.	TR	Indio, Calif. / Shadow Hills HS / Cal State Northridge
10	Johnny Furphy	6-9	202	G	Fr.	HS	Melbourne, Australia / Centre of Excellence
11	Jamari McDowell	6-4	180	G	Fr.	HS	Houston, Texas / Manvel HS
12	Wilder Evers	6-4	185	G	RS-Fr.	HS	Birmingham, Ala. / Oak Mountain HS
13	Elmarko Jackson	6-3	195	G	Fr.	HS	Marlton, N.J. / South Kent School [Conn.]
14	Patrick Cassidy	6-1	185	G	Jr.	SQ	Columbus, Kan. / Columbus Unified HS
15	Kevin McCullar Jr.	6-7	212	G	Gr.	1L	San Antonio, Texas / Wagner HS / Texas Tech
20	Michael Jankovich	6-4	190	G	S-Sr.	4L	Dallas, Texas / Northfield Mount Hermon [Mass.]
22	Dillon Wilhite	6-9	240	F	RS-So.	1L	San Diego, Calif. / Cathedral Catholic HS
23	Parker Braun	6-10	235	F	Gr.	TR	Burlington, Kan. / Blue Valley NW HS / Missouri / Santa Clara
24	KJ Adams Jr.	6-7	235	F	Jr.	2L	Austin, Texas / Westlake HS
25	Nicolas Timberlake	6-4	200	G	Gr.	TR	Braintree, Mass. / Kimball Union Academy / Towson
41	Zach Clemence	6-11	230	F	Jr.	2L	San Antonio, Texas / Sunrise Christian Academy [Kan.]
	Charlie McCarthy	6-2	195	G	So.	1L	Rancho Mirage, Calif. / Shadow Hills HS

**SOCIAL**

TWITTER (X)	INSTAGRAM
@H_Dickinson24	hunter.dickinson1
@DajuanH10	dajuanharr1s
@JCross_4	justin.cross4
	chrx.2
@FurphyJohnny	johnnyfurphy
@jamari_mcdowell	_jammarii
@EversWilder	wilderevers
	elmarkojackson
@patrickcassidy	patrickcassidy14
@Kevin_McCullar	kevinmccullarjr
@michael_jank	mjankovich
@dillonwilhite	dillon.wilhite
	kjxadams
@kj_axt	ntimberlake25
@NickJTimberlake	@zachery_clemence
@BIGZTEXAS	chmac.32

**ALPHABETICAL ROSTER**

NO.	NAME	POS.	HT.	WT.	YR.	EXP.	HOMETOWN / HIGH SCHOOL / PREVIOUS SCHOOL
24	KJ Adams Jr.	6-7	235	F	Jr.	2L	Austin, Texas / Westlake HS
23	Parker Braun	6-10	235	F	Gr.	TR	Burlington, Kan. / Blue Valley NW HS / Missouri / Santa Clara
5	Chris Carter	6-4	190	G	RS-Fr.	TR	Indio, Calif. / Shadow Hills HS / Cal State Northridge
14	Patrick Cassidy	6-1	185	G	Jr.	SQ	Columbus, Kan. / Columbus Unified HS
41	Zach Clemence	6-11	230	F	Jr.	2L	San Antonio, Texas / Sunrise Christian Academy [Kan.]
4	Justin Cross	6-8	200	F	Jr.	TR	Oak Park, Ill. / Oak Park River Forest HS / John A. Logan College
1	Hunter Dickinson	7-2	260	C	Sr.	TR	Alexandria, Va. / DeMatha Catholic HS / Michigan
12	Wilder Evers	6-4	185	G	RS-Fr.	HS	Birmingham, Ala. / Oak Mountain HS
10	Johnny Furphy	6-9	202	G	Fr.	HS	Melbourne, Australia / Centre of Excellence
3	Dajuan Harris Jr.	6-2	170	G	RS-Sr.	3L	Columbia, Mo. / Rock Bridge HS
13	Elmarko Jackson	6-3	195	G	Fr.	HS	Marlton, N.J. / South Kent School [Conn.]
20	Michael Jankovich	6-4	190	G	S-Sr.	4L	Dallas, Texas / Northfield Mount Hermon [Mass.]
	Charlie McCarthy	6-2	195	G	So.	1L	Rancho Mirage, Calif. / Shadow Hills HS
15	Kevin McCullar Jr.	6-7	212	G	Gr.	1L	San Antonio, Texas / Wagner HS / Texas Tech
11	Jamari McDowell	6-4	180	G	Fr.	HS	Houston, Texas / Manvel HS
25	Nicolas Timberlake	6-4	200	G	Gr.	TR	Braintree, Mass. / Kimball Union Academy / Towson
22	Dillon Wilhite	6-9	240	F	RS-So.	1L	San Diego, Calif. / Cathedral Catholic HS

**COACHING STAFF**

NAME	POSITION // YEAR AT KU
Bill Self	Head Coach // 21st
Kurtis Townsend	Assistant Coach // 20th
Norm Roberts	Assistant Coach // 13th
Jeremy Case	Assistant Coach // 9th
Fred Quartlebaum	Dir. of Basketball Operations // 11th
Brennan Bechard	Dir. of Scouting // 13th
Joe Dooley	Dir. of S-A Development // 12th
Dr. Ramsey Nijem	Dr. of Sport Performance // 5th
Brady Morningstar	Video Coordinator // 3rd
Doc Sadler	Senior Advisor // 2nd

ALMA MATER // YEAR
Oklahoma State // 1985
Western Kentucky // 1982
Queens College // 1987
Kansas // 2007
Fordham // 1989
Kansas // 2009
George Washington // 1988
UC Santa Barbara // 2012
Kansas // 2011
Arkansas // 1982

**PRONUNCIATIONS**

Parker BRAUN.....	Brown
Wilder EVERS.....	EE-vers
Michael JANKOVICH.....	JANK-oh-vitch
Dillon WILHITE.....	WILL Height

**ABOUT KANSAS**

No. 8 Kansas (18-4, 6-3 Big 12) is coming off a 78-65 win against No. 4 Houston on Feb. 3. The Jayhawks are 2-3 in true road games this season and 6-4 in games not played in Allen Fieldhouse. Kansas enters Monday's matchup averaging 79.1 points per game with a plus-11.6 scoring margin. The Jayhawks pull down 37.3 rebounds per outing with a plus-5.1 rebound margin. Kansas leads the nation in assists per game at 20.7. KU leads the Big 12 and is second nationally in field goal percentage (51.5%, Wright State is first at 53.4%). KU also averages 7.2 steals and 4.1 blocked shots per contest.

Named to the Wooden Award Late Top 20, graduate G Kevin McCullar Jr. leads the Big 12 in scoring at 19.7 points per game, which is 37th nationally. His two triple-doubles are the most amongst the NCAA. McCullar also leads KU with 33 three-point field goals made. His 6.4 rebounds per game are second on the team and he ranks in 11 Big 12 statistical categories.

Also a Wooden Award Late Top 20 selection, senior C Hunter Dickinson leads the Big 12 and is sixth nationally in rebounds per game at 11.1. He has double-doubles in two of his last three games and his 12 DDs lead the Big 12 and are 10th nationally. A five-time Big 12 weekly award honoree this season, Dickinson is the only player in the Big 12 averaging a double-double. He also leads KU with 29 blocked shots and has 25 steals.

Junior F KJ Adams Jr. continues to lead the Big 12 and is eighth nationally in field goal percentage at 63.9%. He is 11-for-12 (91.7%) from the field in his last two games. Adams is averaging 13.3 points and 5.4 rebounds in Big 12 play and 12.6 points and 4.7 rebounds for the season. He has 76 assists in 2023-24, including 13 in his last two contests.

Named a Bob Cousy Award top-10 candidate, redshirt-senior G Dajuan Harris Jr. leads the Big 12 with 6.6 assists per game, which is eighth nationally. Harris averages 7.4 points per contest and has a team-high 34 steals.

Freshman G Johnny Furphy (8.5 ppg, 4.0 rpg, 32 threes made) posted his first career double-double where he had career-highs in points, with 23, and rebounds, with 11, against Cincinnati (1/22). Furphy has started the last seven games and is averaging 14.4 ppg and 6.9 rpg and is 17-for-33 (51.5%) from three-point range in that span.

Other KU regulars include freshman G Elmarko Jackson (4.6 ppg, 46 assists, 16 starts), graduate-senior G Nicolas Timberlake (3.6 ppg, 14 3FGs), graduate-senior F Parker Braun (2.6 ppg, 15 blocked shots) and freshman G Jamari McDowell (1.7 ppg).

Kansas opened the 2023-24 season with a 99-56 win against North Carolina Central on Nov. 6, in Allen Fieldhouse. The game was part of the McLendon Classic honoring Kansas grad and two-time Naismith Memorial Basketball Hall of Fame coach John McLendon.

**ABOUT KANSAS STATE**

Located just 74 miles away from Allen Fieldhouse, Kansas State is 14-8 on the season and 4-5 in Big 12 play after its 75-72 loss at Oklahoma State on Feb. 3. K-State is 11-2 at home this season. The Wildcats are coached by Jerome Tang, who is 40-18 in his second season as a head coach with both at K-State. Kansas State scores 72.0 points per game with a plus-3.4 scoring margin. The Wildcats pull down 37.7 rebounds per outing with a plus-3.0 rebound margin. K-State makes 7.5 threes per game and also averages 14.4 assists, 6.7 steals and 4.5 blocked shots per game.

Junior G Cam Carter leads Kansas State in scoring at 15.8 points per game and with 37 steals. He is second on the team with 44 threes made and 63 assists. Carter pulls down 4.7 rebounds per game. Graduate G Tylor Perry leads Kansas State with 59 threes made and 106 assists. He is scoring 14.6 points per game and has 29 steals. Junior W Arthur Kaluma leads K-State in rebounds with

7.1 per game. He averages 14.4 points per game and has made 35 threes. Graduate C Will McNair Jr. (7.5 ppg, 5.3 rpg) has a team-high 30 blocked shots. Senior W David N'Guessan is next in scoring at 7.1 ppg and he pulls down 6.8 rebounds per game and has 16 blocked shots with, 21 starts. Other Kansas State regulars include freshman G Dai Dai Ames (4.6 ppg, four starts), redshirt-freshman G Dorian Finister (3.1 ppg, 2.7 rpg), sophomore W Jerrell Colbert (2.8 ppg, 21 blocked shots, started at OSU last game) and freshman G RJ Jones (2.7 ppg).

**THE KANSAS-KANSAS STATE SERIES**

Kansas leads the overall series with Kansas State, 201-95, and has won seven of the last eight and 13 of the last 15 matchups. This series started in 1907 and Kansas is 80-49 in meetings in Manhattan, including 28-6 in Bramlage Coliseum.

Since the inception of the Big 12 Conference in 1996-97, KU is 55-7 against KSU (46-7 in regular-season battles and 9-0 in the Big 12 Championship). KU head coach Bill Self is 36-7 all-time against K-State, 35-7 while at KU. KSU's Jerome Tang is 1-1 against KU.

Kansas' 201 wins against Kansas State are the most by an opponent over another opponent in NCAA Division I.

**Most All-Time Victories Over an Opponent (Entering 2023-24)  
(source: NCAA records book; includes vacated wins)**

W-L	Team	Opponent	Years of Series
<b>201-95</b>	<b>KANSAS</b>	<b>Kansas State</b>	<b>1907-2023</b>
195-163	Oregon State	Oregon	1903-2023
192-120	Washington	Oregon	1904-2023
<b>188-65</b>	<b>KANSAS</b>	<b>Iowa State</b>	<b>1908-2023</b>
187-110	Washington	Washington State	1910-2023
176-129	Oregon State	Washington State	1907-2023
175-129	Oregon	Washington State	1908-2023
<b>174-95</b>	<b>KANSAS</b>	<b>Missouri</b>	<b>1907-2023</b>
<b>172-71</b>	<b>KANSAS</b>	<b>Nebraska</b>	<b>1900-2018</b>

**A KANSAS WIN WOULD...**

Make Kansas 19-4 and 7-3 in Big 12 play ... Make the Kansas-Kansas State series 202-95 in favor of Kansas, including 81-49 in meetings Manhattan (29-6 in Bramlage Coliseum) ... Make Kansas 3-3 in true road games this season and 7-4 in games not played in Allen Fieldhouse ... Make Bill Self 584-136 while at Kansas, 791-241 overall and 37-7 against Kansas State (36-7 while at Kansas) ... Make Kansas 2,389-889 all-time.

**A KANSAS LOSS WOULD...**

Make Kansas 18-5 on the season and 6-4 in Big 12 play ... Give Kansas State consecutive home wins against Kansas for the first time since 2014 and 2015 ... Make the KU-KSU series 201-96 in favor Kansas, including 80-50 in Manhattan meetings (28-7 in Bramlage Coliseum) ... Make Bill Self 790-242 all-time, including 583-136 while at Kansas (36-8 against Kansas State, 37-8 while at KU) ... Make Kansas 2,388-890 all-time.

**HOUSTON LEFTOVERS**

- Kansas improved to 4-1 against AP top-10 teams and 5-2 versus ranked foes this season.
- KU improved to 12-0 at home this season and extend its home court winning streak to 17 games.
- Kansas now has eight-straight wins against top-10 teams in Allen Fieldhouse, including 3-0 this season.
- Kansas shot 68.9 percent (31-of-45) from the field. That is the highest percentage in a game since shooting 72.1 percent (44-of-61) vs. Niagara on Jan. 9, 1997. It is the highest percentage in a conference game since 69.6 percent vs. Missouri on Jan. 19, 1991 (32-of-46). The last team to shoot better than Kansas did Feb. 3 against a top-five ranked opponent was Xavier on March 11, 2004 vs. #1 St. Joseph's (71.1 percent).
- Under Bill Self (2003-04), Kansas is 19-1 in Allen Fieldhouse when facing an opponent ranked higher than KU. Kansas has won 16 straight under that scenario beginning on Feb. 5, 2006. The 19-1 record includes a 14-0 mark against top-10 opponents and a 10-0 record against top-five opponents.

**QUICK FACTS**

**GENERAL INFORMATION**

Location . . . . .	Lawrence, Kan.
Enrollment . . . . .	29,355
Founded . . . . .	1866
Nickname . . . . .	Jayhawks
School Colors . . . . .	Crimson (Pantone 186) and Blue (Pantone 293)
Conference . . . . .	Big 12
Chancellor . . . . .	Douglas A. Girod
Athletics Director . . . . .	Travis Goff
Deputy Athletics Director (MBB) . . . . .	Sean Lester
Athletics Website . . . . .	www.KUathletics.com
Ticket Office Phone . . . . .	1.800.34.HAWKS (42957)

**HISTORY**

Seasons of Basketball . . . . .	126th in 2023-24
First Season . . . . .	1888-89
All-Time Record . . . . .	2,388-889
Conference Regular-Season Titles (last) . . . . .	63 (2023)
Conference Postseason Tourn. Titles (last) . . . . .	16 (2022)
NCAA Tournament Appearances (last) . . . . .	50 (2023)
NCAA Tournament Record . . . . .	112-49
NCAA Final Four Appearances (last) . . . . .	15 (2022)
NIT Appearances (last) . . . . .	2 (1969)

**ALLEN FIELDHOUSE**

Year Opened (Seasons) . . . . .	1955 (65th season)
Capacity . . . . .	16,300
Consecutive Sellouts . . . . .	364 games (Since 2001-02)
All-Time Record . . . . .	852-117
Record under Bill Self . . . . .	311-17

**COACHING STAFF**

Head Coach . . . . .	Bill Self (Oklahoma State, '85)
Record at KU . . . . .	583-136 (21st season)
Overall Record . . . . .	790-241 (31st season)
Assistant Coach . . . . .	Kurtis Townsend (W. Kentucky, '82)
	20th season
Assistant Coach . . . . .	Norm Roberts (Queens College, '87)
	13th season
Assistant Coach . . . . .	Jeremy Case (Kansas, '07)
	10th season

**2022-23 REVIEW**

Overall Record . . . . .	28-8
Big 12 Record (Finish) . . . . .	13-5 (1st)
Home Record . . . . .	15-1
Road Record . . . . .	7-4
Neutral Record . . . . .	6-3
Big 12 Championship . . . . .	2-1
NCAA Tournament . . . . .	1-1
Associated Press Poll Ranking (final) . . . . .	4
USA TODAY Coaches' Poll Ranking (final) . . . . .	11

**2023-24 TEAM INFORMATION**

Letterwinners Returning / Lost . . . . .	8 / 9
Starters Returning / Lost . . . . .	3 / 2
Newcomers . . . . .	9

**COMMUNICATIONS**

Daniel Berk . Associate AD - Public Relations and Strategic Communications	
Phone . . . . .	785.312.2159
Email . . . . .	dberk@ku.edu
Chris Theisen . Assistant AD Communications (MBB)	
Phone . . . . .	785.331.9356
Email . . . . .	theisen@ku.edu
Max Aebersold . Communications Graduate Assistant (MBB)	
Phone . . . . .	913.991.2711
Email . . . . .	max.aebersold@ku.edu
Hope Brown . Social Media Manager (MBB)	
Phone . . . . .	785.393.9526
Email . . . . .	hopebrown@ku.edu

Mailing Address . . . . . Kansas Athletics Communications  
1651 Naismith Drive, Parrott 1400  
Lawrence, KS 66045-4069

Main Office Phone . . . . . 785.864.3417  
Twitter/Instagram . . . . . @KUHoops  
Facebook . . . . . /KansasBasketball  
Hashtags . . . . . #KUBball #RockChalk #PayHeed

2023-24 ACCOLADES

TEAM

Preseason No. 1 in Associated Press Poll  
 Preseason No. 1 in USA TODAY Coaches Poll  
 Preseason No. 1 in Big 12 Conference Coaches' Poll

HUNTER DICKINSON

Wooden Award Late Season Top 20  
 Wooden Award Midseason Top 25  
 Big 12 Player of the Week (1.8.24)  
 Big 12 Newcomer of the Week (1.8.24)  
 Maui Invitational All-Tournament Team  
 Oscar Robertson National Player of the Week (11.21.23)  
 Big 12 Player of the Week (11.20.23)  
 Big 12 Newcomer of the Week (11.20.23)  
 Wooden Award Preseason Top 50  
 Big 12 Newcomer of the Week (11.13.23)  
 Sporting News Preseason All-America Second Team  
 Naismith Trophy Preseason Watch List (1 of 50)  
 Preseason NABC Division I Player of the Year (1 of 20)  
 Kareem Abdul Jabbar Center Award Watch List (1 of 20)  
 Associated Press Preseason All-America  
 CBS Sports Preseason All-America  
 FOX Sports Preseason All-America  
 Preseason Big 12 Player of the Year  
 Preseason Big 12 Newcomer of the Year  
 Preseason All-Big 12 First Team

JOHNNY FURPHY

Julius Erving Small Forward Award Watch List (1 of 20)

DAJUAN HARRIS JR.

Bob Cousy Point Guard of the Year Top 10 Candidate  
 Wooden Award Preseason Top 50  
 Naismith Trophy Preseason Watch List (1 of 50)  
 Preseason All-Big 12 First Team

KEVIN MCCULLAR JR.

Wooden Award Late Season Top 20  
 Jerry West Shooting Guard of the Year Award Top 10 Candidate  
 Wooden Award Midseason Top 25  
 Oscar Robertson National Player of the Week (11.28.23)  
 Big 12 Player of the Week (11.27.23)  
 Wooden Award Preseason Top 50  
 Naismith Trophy Preseason Watch List (1 of 50)  
 Preseason All-Big 12 Honorable Mention

2023-24 Big 12 Preseason Poll

Place. Team (first-place votes) - points

1. KANSAS (12) - 168

2. Houston (2) - 153

3. Texas - 143

4. Baylor - 137

5. TCU - 113

6. Kansas State - 106

7. Iowa State - 95

8. Texas Tech - 80

9. West Virginia - 70

10. Oklahoma State - 57

11. Cincinnati - 55

12. Oklahoma - 54

13. BYU - 29

14. UCF - 14

ASSOCIATED PRESS (AP)

JAN. 29, 2024

RANK	SCHOOL (FIRST PLACE VOTES)	RECORD	POINTS
1	UConn (48)	18-2	1559
2	Purdue (14)	19-2	1517
3	North Carolina	17-3	1441
4	Houston (1)	18-2	1396
5	Tennessee	15-4	1328
6	Wisconsin	16-4	1135
7	Duke	15-4	1066
8	<b>KANSAS</b>	<b>16-4</b>	<b>1051</b>
9	Marquette	15-5	1025
10	Kentucky	15-4	1018
11	Arizona	15-5	915
12	Iowa State	16-4	869
13	Creighton	16-5	741
14	Illinois	15-5	717
15	Texas Tech	16-3	713
16	Auburn	16-4	631
17	Utah State	18-2	596
18	Baylor	14-5	404
19	New Mexico	18-3	387
20	Florida Atlantic	17-4	321
21	Dayton	16-3	294
22	BYU	15-5	283
23	Oklahoma	15-5	247
24	Alabama	14-6	240
25	TCU	15-5	215

**OTHERS RECEIVING VOTES:** South Carolina 108, San Diego St. 95, Memphis 48, Northwestern 32, Mississippi 30, Texas 10, Colorado St. 10, Saint Mary's 9, Indiana St 5, Boise St. 5, Richmond 4, Gonzaga 4, Virginia 4, McNeese St. 2, Appalachian St 1.

USA TODAY (COACHES)

JAN. 29, 2024

RANK	SCHOOL (FIRST PLACE VOTES)	RECORD	POINTS
1	UConn (23)	18-2	766
2	Purdue (8)	19-2	746
3	North Carolina	17-3	710
4	Houston	18-2	680
5	Tennessee	15-4	658
6	Wisconsin	16-4	593
7	Duke	15-4	512
8	Kentucky	15-4	510
9	<b>KANSAS</b>	<b>16-4</b>	<b>503</b>
10	Marquette	15-5	454
11	Iowa State	16-4	408
12	Arizona	15-5	405
13	Creighton	16-5	367
14	Illinois	15-5	359
15	Texas Tech	16-3	340
16	Auburn	16-4	331
17	Utah State	18-2	258
18	Baylor	14-5	188
19	Dayton	16-3	166
20	New Mexico	18-3	162
21	BYU	15-5	159
22	Alabama	14-6	147
23	Florida Atlantic	17-4	122
24	Oklahoma	15-5	106
25	TCU	15-5	99

**OTHERS RECEIVING VOTES:** San Diego State 67; Ole Miss 57; South Carolina 46; Gonzaga 38; Memphis 26; Northwestern 23; Colorado State 14; Indiana State 13; Texas 11; Grand Canyon 9; Saint Mary's 5; Virginia 4; McNeese State 4; App State 4; Seton Hall 2; Cornell 2; Princeton 1

WEEK-BY-WEEK RANKINGS

WEEK	AP	COACHES	NCAA NET
Preseason	1 (46)	1 (23)	-
Nov. 13	1 (51)	1 (25)	-
Nov. 20	1 (52)	1 (25)	-
Nov. 27	5	6	-
Dec. 4	2 (1)	3 (1)	16
Dec. 11	2	2 (1)	14
Dec. 18	2 (6)	2 (3)	13
Dec. 25	2 (5)	2 (1)	15
Jan. 1	2 (5)	no poll	11
Jan. 8	3 (2)	3 (1)	11
Jan. 15	3 (3)	4	15
Jan. 22	7	8	14
Jan. 29	8	9	12

( ) - First place votes in parenthesis

RANKINGS BREAKDOWN

	AP	COACHES
Weeks in Top 25	851 (366)	625 (381)
Weeks in Top 10	631 (287)	501 (298)
Weeks in Top 5	387 (182)	336 (190)
Weeks at No. 1	77 (37)	69 (38)
Current Consecutive Weeks in Top 25	51 (51)	49 (49)
Most Consecutive Weeks in Top 25	231* (231*)	238* (238*)
Most Consecutive Weeks at No. 1	15 (9)	15 (9)
W-L vs Top 25	256-211 (125-67)	-
Home vs Top 25	106-51 (60-10)	-
Away vs Top 25	56-85 (27-30)	-
Neutral vs Top 25	93-75 (37-27)	-
W-L vs Top 10	111-116 (51-29)	-
Home vs Top 10	42-33 (22-4)	-
Away vs Top 10	22-39 (11-10)	-
Neutral vs Top 10	47-44 (18-15)	-

( ) - Bill Self era in parenthesis

\* Longest in the NCAA DI history

2023-24 BIG 12 STANDINGS (Through games of 2.3.24)

Team	BIG 12					OVERALL					
	Record	Pct	Home	Away	Streak	Record	Pct	Home	Away	Neutral	Streak
<b>KANSAS</b>	<b>6-3</b>	<b>.667</b>	<b>5-0</b>	<b>1-3</b>	<b>W2</b>	<b>18-4</b>	<b>.818</b>	<b>12-0</b>	<b>2-3</b>	<b>4-1</b>	<b>W2</b>
Houston	6-3	.667	4-0	2-3	L1	19-3	.864	12-0	3-3	4-0	L1
Baylor	5-3	.625	3-1	2-2	W2	16-5	.762	11-1	2-2	3-2	W2
Iowa State	5-3	.625	4-0	1-3	L1	16-5	.762	13-0	2-3	1-2	L1
Texas Tech	5-3	.625	3-1	2-2	L2	16-5	.762	11-1	2-3	3-1	L2
TCU	5-4	.556	3-2	2-2	L1	16-6	.727	10-2	4-2	2-2	L1
BYU	4-4	.500	2-2	2-2	W2	16-5	.762	12-2	2-3	2-0	W2
Oklahoma	4-5	.444	2-2	2-3	L1	16-6	.727	11-2	2-3	3-1	L1
Cincinnati	4-5	.444	2-2	2-3	W1	15-7	.682	12-2	3-4	0-1	W1
Texas	4-5	.444	1-3	3-2	W1	15-7	.682	10-3	3-3	2-1	W1
Kansas State	4-5	.444	3-1	1-4	L4	14-8	.636	11-2	2-4	1-2	L4
UCF	4-5	.444	3-2	1-3	W1	13-8	.619	10-4	1-4	2-0	W1
West Virginia	3-6	.333	3-2	0-4	L1	8-14	.364	8-6	0-4	0-4	L1
Oklahoma State	2-7	.222	2-3	0-4	W1	10-12	.455	9-5	0-5	1-2	W1

- Since Bill Self's first season, 2003-04, the Jayhawks are 24-4 against AP top-10 teams inside Allen Fieldhouse, 12-1 versus top-five opponents.
- Kansas' 13-point margin of victory was its largest against an AP top-five ranked opponent since Feb. 27, 2021 vs. #2 Baylor (+13, 71-58).
- Kansas dished out 20 assists. The Jayhawks have at least 20 assists in 12 games this season, which is the most in the country. Big 12 member BYU is second with 11 games of 20-plus assists.

20-Assists Games in 2023-24 (as of 2/3/24)

1. KANSAS - 12

- BYU - 19
- Samford - 10
- Arizona, Iowa, Purdue, TCU - 9

- Kansas' 78 points were the most allowed by Houston this season. The most they allowed entering the game was 72 in an overtime contest at Texas.
- Kansas held a 43-28 lead at halftime. The 15-point halftime lead for KU is the largest against an AP top-five ranked opponent since April 5, 2008 vs. #1 North Carolina (+17, 44-27) in the NCAA Final Four semifinals. It is the largest halftime lead against an AP top-five ranked opponent in a regular season game since Dec. 1, 2001 at #4 Arizona (+15, 53-38).
- Kansas shot 68.0 percent (17-of-25) from the field in the first half. That marks the seventh time this season Kansas has shot 60.0 percent or better in the first half, including the fifth time in Big 12 play.
- Senior Hunter Dickinson had a team-high 20 points on 9-of-15 (60.0 percent) shooting, eight rebounds and four assists. Dickinson has scored at least 20 points in 10 games this season and 44 times in his career.
- Freshman Johnny Furphy finished with 17 points on 6-of-7 (85.7 percent) shooting, including three three-pointers, eight rebounds and two assists. Furphy has scored in double figures in six-straight games and eight times this season.
- Graduate-senior Kevin McCullar Jr. contributed 17 points on 7-of-8 (87.5 percent) shooting, seven rebounds and three assists.
- Junior KJ Adams Jr. had 10 points, four rebounds and a career-high seven assists. Adams has finished in double figures in nine-straight games and 18 times this season.
- Redshirt-senior Dajuan Harris Jr. surpassed 600 career assists and now has 601 in his career.

**BIG 12 INTRODUCES MUHAMMAD ALI-INSPIRED SHOOTING SHIRTS TO DEBUT CONFERENCE'S CELEBRATION OF BLACK HISTORY MONTH**

To celebrate the start of Black History Month, the Big 12 Conference is partnering with Muhammad Ali Enterprises to introduce an Ali-inspired shooting shirt. Each Big 12 men's and women's basketball team will don the shooting shirt during warmups of select games in February. Kansas will wear the shirts at Kansas State on Feb. 5.

**KANSAS DUO ON WOODEN AWARD LATE SEASON TOP 20**

The Kansas duo of Hunter Dickinson and Kevin McCullar Jr. has been named to the John R. Wooden Award Late Season Top 20, the Los Angeles Athletic Club announced Jan. 30. The KU tandem is one of just two schools with multiple players on the list, along with North Carolina.

Chosen by a poll of national college basketball experts based on their performances during the 2023-24 season thus far, the list comprises of 20 student-athletes who are front-runners for the John R. Wooden Award. Dickinson and McCullar are vying to become the third Kansas player to win the Wooden Award joining Danny Manning (1988) and Frank Mason III (2017).

The players on the list are considered strong candidates for the 2024 John R. Wooden Award Men's Player of the Year. The Wooden Award All-American Team will be announced the week of the "Elite Eight" round of the NCAA Tournament. The winner of the 2024 John R. Wooden Award will be presented following the NCAA Tournament in April.

**KANSAS TRIO ON NAISMITH STARTING FIVE TOP 10**

Last week, Kansas senior Hunter Dickinson (Kareem Abdul-Jabbar Center of the Year Award), Dajuan Harris Jr. (Bob Cousy Point Guard of the Year Award) and Kevin McCullar Jr. (Jerry West Shooting Guard of the Year Award) were named top-10 candidates for the Hall of Fame Men's Starting Five awards by the Naismith Basketball Hall of Fame. Historically, Kansas has won two such honors, with Frank Mason III winning the 2017 Bob Cousy Award and Jalen Wilson the 2023 Julius Erving Award.

Fans can support their favorite players in the remaining rounds by participating in Fan Voting, presented by Dell Technologies, starting Feb. 2 on hoophallawards.com. The Fan Vote will count as one committee vote during the finalist selection process.

**TOP SCORING DUO**

Graduate-senior Kevin McCullar Jr. (19.8 ppg) and senior Hunter Dickinson (18.7) are currently the highest scoring duo in the Bill Self era and the second-highest KU duo in the Big 12 era.

**Top Scoring Duo by Average in the Bill Self Era (Top 11)**

Season	Total	Players (Ppg)
<b>2023-24</b>	<b>38.5</b>	<b>Kevin McCullar Jr. (19.7), Hunter Dickinson (18.8)</b>
2016-17	37.2	Frank Mason III (20.9), Josh Jackson (16.3)
2004-05	34.7	Wayne Simien (20.3), Keith Langford (14.4)
2011-12	34.3	Thomas Robinson (17.7), Tyshawn Taylor (16.6)
2022-23	34.2	Jalen Wilson (20.1), Grady Dick (14.1)
2008-09	33.8	Sherron Collins (18.9), Cole Adrich (14.9)
2018-19	33.5	Dedric Lawson (19.4), Legerald Vick (14.1)
2003-04	33.3	Wayne Simien (17.8), Keith Langford (15.5)
2021-22	32.9	Ochai Agbaji (18.8), Christian Braun (14.1)
2017-18	31.9	Devonte' Graham (17.3), Svi Mykhailiuk (14.6)
2019-20	31.8	Devon Dotson (18.1), Udoka Azubuike (13.1)



NCAA TOP-150

BIG 12

**2023-24 STAT RANKINGS**

Through games of 2.3.24

	STAT	NCAA	BIG 12
W-L%	81.8	16	2
SCORING	79.1	60	5
SCORING DEFENSE	67.5	73	7
SCORING MARGIN	+11.6	34	6
REBOUNDS PER GAME	37.3	107	7
REBOUNDING MARGIN	+5.1	49	7
ASSISTS	20.7	1	1
ASSIST-TO RATIO	1.7	10	2
TURNOVER MARGIN	-0.2	--	10
STEALS	7.2	113	5
BLOCKED SHOTS	4.1	89	6
FIELD GOAL PCT.	51.5	2	1
FIELD GOAL PCT. DEFENSE	39.4	14	2
3-POINT FGS MADE	6.4	--	14
3-POINT FIELD GOAL PCT.	36.5	57	4
3FG% DEFENSE	32.0	101	5
FREE THROW PCT.	73.8	84	4

**INDIVIDUAL (ALL GAMES)**

**SCORING**

Kevin McCullar Jr.	19.7	37	1
Hunter Dickinson	18.8	62	2

**REBOUNDING**

Hunter Dickinson	11.1	6	1
Kevin McCullar Jr.	6.4	--	9

**FIELD GOAL PERCENTAGE (MIN. 5.0 FGM/G)**

KJ Adams Jr.	63.9	8	1
Hunter Dickinson	59.3	30	2
Kevin McCullar Jr.	48.0	--	5

**3-POINT FG PERCENTAGE (MIN. 2.5 FGM/G)**

--			
----	--	--	--

**3-POINT FIELD GOALS MADE**

--			
----	--	--	--

**FREE THROW PERCENTAGE (MIN. 2.5 FTM/G)**

Kevin McCullar Jr.	82.7	--	9
--------------------	------	----	---

**ASSISTS**

Dajuan Harris Jr.	6.6	8	1
Kevin McCullar Jr.	4.6	79	8
KJ Adams Jr.	3.5	--	20

**STEALS**

Dajuan Harris Jr.	1.5	--	11
Kevin McCullar Jr.	1.4	--	14

**BLOCKED SHOTS**

Hunter Dickinson	1.3	134	8
------------------	-----	-----	---

**ASSIST-TO-TURNOVER RATIO (MIN. 3 AST/G AVG)**

Dajuan Harris Jr.	2.9	32	3
KJ Adams Jr.	1.8	--	11
Kevin McCullar Jr.	1.7	--	17

**DOUBLE-DOUBLES**

Hunter Dickinson	12	10	1
Kevin McCullar Jr.	2	--	12
KJ Adams Jr.	2	--	12
Johnny Furphy	1	--	22

**TRIPLE-DOUBLES**

Kevin McCullar Jr.	2	1	1
--------------------	---	---	---

# KU BY THE NUMBERS

<b>13</b>	Consecutive league regular-season titles - 2005-06-07-08-09-10-11-12-13-14-15-16-17, a KU record and tied for the longest in NCAA history.
<b>15</b>	30+ win seasons
<b>18</b>	Streaks of 10 or more consecutive wins in the Bill Self era, including two in 2022-23. Eight of those have been 15+ win streaks.
<b>20</b>	Big 12 Conference regular-season championships for KU in the league's 27-year existence. Includes 2022-23
<b>20</b>	Undefeated home seasons at Allen Fieldhouse, including 2007-08, 2008-09, 2009-10, 2011-12, 2014-15, 2015-16 and 2018-19 under Bill Self.
<b>21</b>	Times a KU player or coach has been inducted into the Naismith Basketball Hall of Fame, which includes current head coach Bill Self in 2017.
<b>23</b>	Or more victories for Kansas in 31 of the last 33 seasons beginning in 1989-90.
<b>26</b>	Championships for Kansas in the Bill Self era - 16 Big 12 regular-season titles, eight Big 12 postseason championships and two NCAA.
<b>28</b>	Kansas has won 10 or more league games in 28 of the last 29 seasons, starting in 1995. KU has won 10+ league games 59 times overall.
<b>31</b>	Consensus All-America First Team selections, the most of any NCAA Division I school, including Ochai Agbaji in 2021-22.
<b>32</b>	Beginning in 1990, KU has made the NCAA Tournament 32 times in the last 33 tournaments.
<b>34</b>	Beginning in 1989-90, Kansas has won 20 or more games in 33 of the last 34 seasons.
<b>35</b>	Consecutive seasons KU has led its conference in home attendance, beginning in 1986-87, excluding 2020-21 due to COVID, includes 2022-23.
<b>63</b>	Conference regular-season championships, most in NCAA Division I, including 2022-23.
<b>130.4</b>	Decibels reached inside of Allen Fieldhouse on Feb. 13, 2017, when the arena broke the Guinness Book of World Records mark for loudest crowd roar at an indoor sports event.
<b>231</b>	An NCAA record for consecutive weeks Kansas was ranked in the AP top 25. The streak began 2.2.2009, and spanned 433 games, and ended 2.1.2020.
<b>364</b>	Consecutive sellouts in Allen Fieldhouse, dating back to 2001-02. This includes the 2,500 capacity for 2020-21.
<b>583</b>	Wins for Bill Self in his 21st season at Kansas. He is the second-winningest coach in KU history (Phog Allen, 590-219, 1907-09; 1919-56)
<b>852</b>	All-time Kansas victories inside Allen Fieldhouse. The historic building opened in 1955 and KU holds a 852-117 record in its home venue.
<b>2,388</b>	All-Time victories, the second most in NCAA Division I Men's Basketball.

## Top Scoring Duo by Average in the Big 12 Era (38.0+)

Season	School	Total	Players (Ppg)
2007-08	Kansas State	42.3	Michael Beasley (26.2), Henry Walker (16.1)
1996-97	Texas Tech	41.8	Cory Carr (23.1) Tony Battie (18.8)
2006-07	Texas	41.3	Kevin Durant (25.8) A.J. Abrams (15.5)
<b>1997-98</b>	<b>KANSAS</b>	<b>40.2</b>	<b>Paul Pierce (20.4) Raef LaFrentz (19.8)</b>
2017-18	Oklahoma	39.2	Trae Young (27.4) Christian James (11.9)
1997-98	Texas Tech	38.7	Cory Carr (23.3) Rayford Young (15.4)
<b>2023-24</b>	<b>KANSAS</b>	<b>38.5</b>	<b>Kevin McCullar Jr. (19.7) Hunter Dickinson (18.8)</b>
1996-97	Oklahoma	38.0	Nate Erdmann (20.5) Corey Brewer (17.5)
2015-16	Oklahoma	38.0	Buddy Hield (25.0) Jordan Woodard (13.0)

## UPCOMING CAREER MILESTONES

KJ Adams Jr.	696 points...four from 700 290 rebounds...10 from 300
Parker Braun	627 points...73 from 700
Hunter Dickinson	2,030 points...70 from 2,100 1,031 rebounds...69 from 1,100
Dajuan Harris Jr.	768 points...32 from 800 601 assists...99 from 700 199 steals...one from 200
Kevin McCullar Jr.	1,453 points...47 from 1,500 208 steals...42 from 250 327 assists...73 from 400
Nicolas Timberlake	1,601 points...99 from 1,700 502 rebounds...98 from 600 247 3FGs...three from 250

When Harris reaches 600 assists and 200 steals, he will become just the fourth player in KU history to accomplish both milestones and the first since Aaron Miles who accomplished the feat from 2002-05.

## Kansas Career 600 Assists and 200 Steals

Player (KU seasons)	Assists	Steals
Aaron Miles (2002-05)	954	264
Kirk Hinrich (2000-03)	668	206
Darnell Valentine (1978-81)	609	336
--		
<b>DAJUAN HARRIS JR. (2021-PRESENT)</b>	<b>601</b>	<b>199</b>

Dickinson is the third active player in NCAA Division I to record 2,000 points and 1,000 rebounds for his career.

## Active D1 Career Points/Rebounds Leaders (as of 2/4/24)

1,900+ points and 1,000+ rebounds		
Name, School	Points	Rebounds
Armando Bacot, North Carolina	2,115	1,553
Zach Edey, Purdue	2,065	1,115
<b>HUNTER DICKINSON, KANSAS</b>	<b>2,030</b>	<b>1,031</b>
Baylor Schererman, Creighton	1,986	1,123

## KANSAS NOTABLES

- With its win against Oklahoma State (1/30), Kansas improved to 119-18 following a loss in the Bill Self era, which started in 2003-04. KU is 4-0 when following a loss this season.
- Kansas' 17-game home court winning streak in Allen Fieldhouse ranks tied for third nationally - 1. Virginia (22), 2. Towson (18), 3. KANSAS (17), Houston (17), Drake (17), San Diego State (17).
- With its win against No. 4 Houston (2/3), under Bill Self (since 2003-04) Kansas is 19-1 (95.0%) in Allen Fieldhouse against teams ranked higher than KU. The lone loss was Dec. 1, 2005 versus Nevada (70-72) and KU has won 15 straight in that scenario.
- With the win versus Houston (2/3), under Bill Self, Kansas is 24-4 (85.7%) against AP top-10 teams in games played in Allen Fieldhouse. KU has won its last eight against AP Top-10 foes in AFH dating back to Feb. 27, 2021.

- After its win at Indiana (12/16), Kansas has now won its last seven games against Blue Blood schools - Indiana, UConn and Kentucky this season; Kentucky, Indiana and Duke last season; and North Carolina in the 2022 NCAA title game.
- After his 11 points at Oklahoma State (1/16), Kansas is 30-1 when Dajuan Harris Jr. scores 10 or more points in a game, including 5-0 this season.
- Kansas is 63-2 in its last 65 games when outrebounding its opponent. Included was a 61-game win streak when KU outrebounded its opponent.
- Kansas beat Kentucky, 89-84, on Nov. 14, thanks in part to 27 made free throws. The Jayhawks are 48-1 (.980) under Bill Self (since 2003-04) when they make 25 or more free throws in a game, the best record by any D-I team in that span (minimum 40 games).
- Kansas overcame a 14-point deficit in the second half to Kentucky to win 89-84 (11/14). In the last 10 seasons, Kansas has posted 33 wins when overcoming a 10-point deficit, including three this season.
- Kansas went 116-15 (88.5%) in the month of December under coach Bill Self (since 2003-04). The 88.5 winning percentage is the highest among active coaches, while Kansas has the second-best December winning percentage record since 2003-04.
- Kansas has won its last 24 games in the month of December beginning with the final game of the 2019-20 season. That is the longest active streak in the nation.
- With its win against Oklahoma State (1/30), Kansas has won its last 66 games in Allen Fieldhouse against non-ranked opponents.

## Active D1 Home Winning Streak vs. Non-Ranked Opponents (as of 2/3/24; source: STATSPASS)

School	Streak	Streak Started
<b>KANSAS</b>	<b>66</b>	<b>2/6/2018</b>
Virginia	25	11/7/2022
Louisiana	24	2/19/2022
Cincinnati	17	2/1/2023
Utah State	17	12/31/2022
Drake	17	1/24/2023
Purdue	17	1/13/23
Houston	16	1/28/2023
San Diego State	16	1/26/2023
Morehead State	16	1/26/2023

## 20-PLUS SCORERS

Graduate Kevin McCullar Jr. leads the Big 12 and ranks 32nd nationally with a 19.8 scoring average. Senior Hunter Dickinson is second in the league, behind McCullar, at 18.7 points per game. Both are vying to become the fourth and fifth players in the Bill Self era (since 2003-04) to average 20 points or more per game for a season.

## KU Leading Season Scorers in the Bill Self Era (since 2003-04)

Player	Season	PPG
Frank Mason III	2016-17	20.9
Wayne Simien	2004-05	20.3
Jalen Wilson	2022-23	20.1
<b>KEVIN MCCULLAR JR.</b>	<b>2023-24</b>	<b>19.7</b>
Dedric Lawson	2018-19	19.4
Sherron Collins	2008-09	18.9
<b>HUNTER DICKINSON</b>	<b>2023-24</b>	<b>18.8</b>
Ochai Agbaji	2021-22	18.8
Devon Dotson	2019-20	18.1
Wayne Simien	2003-04	17.8
Thomas Robinson	2011-12	17.7
Marcus Morris	2010-11	17.2
Andrew Wiggins	2013-14	17.1

## ELITE COMPANY

Graduate-senior Kevin McCullar Jr. leads the nation in triple doubles with two. Senior Hunter Dickinson ranks sixth in the nation in rebounds per game at 11.1 rpg. Both are vying to mark the fourth time in the Bill Self era and just the fifth time a Jayhawk has led the nation in a stat for a season.

# THIS DAY IN KANSAS BASKETBALL HISTORY

FEBRUARY

5

**Feb. 5, 1975:** Senior forward Roger Morningstar led all scorers with 19 points in Kansas' 72-44 victory over Nebraska in Allen Fieldhouse. Senior center Rick Suttle added 12 points, while sophomore Norm Cook and freshman Clint Johnson each posted 11. Sophomore Donnie Von Moore grabbed a career-high 12 rebounds as Kansas won its 11th-consecutive Big Eight game in Allen Fieldhouse. KU went on to finish the season with a 19-8 record and winning its second-straight Big Eight regular-season title with an 11-3 conference mark. KU also won the Big Eight Holiday Tournament and advanced to the NCAA Tournament in 1974-75.

### Kansas NCAA Single-Season Stat Leaders

- 2019-20 - Udoka Azubuike, field goal pct. (74.8%)
- 2017-18 - Udoka Azubuike, field goal pct. (77.0%)
- 2011-12 - Thomas Robinson, double-doubles (27)
- 1951-52 - Clyde Lovellette, Scoring Avg. (28.6 ppg)

### ELITE COMPANY II

Senior Hunter Dickinson has two games with at least 20 rebounds in 2023-24. He is only the second KU player in the Bill Self era to have two 20-plus rebound games for his career with Cole Aldrich having two during the 2008-09 season. Dickinson is just the 10th player in KU history to have two or more 20-rebound games.

### 20-Plus Rebound Games in KU History

1. Wilt Chamberlain (1957-58) - 20
2. Bill Bridges (1959-61) - 13
3. Drew Gooden (2000-02) - 3

### T4. HUNTER DICKINSON (2023-24) - 2

- T4. Cole Aldrich (2008-09) - 2
- T4. Nick Collison (2002-03) - 2
- T4. Roger Brown (1969-71) - 2
- T4. Dave Robisch (1969-71) - 2
- T4. Wayne Hightower (1960-61) - 2
- T4. B.H. Born (1952-54) - 2

### KANSAS TRIPLE-DOUBLES

Graduate-senior Kevin McCullar Jr. became just the seventh player in NCAA history to record back-to-back triple-doubles with 12 points, 10 rebounds and 10 assists against Kentucky (Nov. 14) and 22 points, 11 rebounds and 10 assists versus Chaminade (Nov. 20). It was the first in NCAA history since Tony Lee of Robert Morris did it during the 2007-08 season. McCullar's two triple-doubles are the third and fourth, respectively, in KU history, with all three in the Bill Self era. His triple-double against Kentucky was the first since Jeff Withey's triple-double against San Jose State (16 points, 12 rebounds and a KU and Big 12-record 12 blocked shots) on Nov. 26, 2012. Cole Aldrich's triple-double against Dayton (13 points, 20 rebounds, 10 blocked shots) on March 22, 2009, is formally the first recorded in Kansas men's basketball history as blocked shots, assists and steals were not recorded at Kansas until the 1970s (and the NCAA until the 1980s). *Lawrence Journal-World* reporter Bill Mayer provided Kansas with two instances in which Jayhawk legend Wilt Chamberlain recorded triple-doubles. Additionally, the NCAA Final Four record book shows that KU great B.H. Born had an unofficial triple-double against Indiana in the 1953 NCAA Tournament title game.

### JAYHAWKS NO. 1 IN PRESEASON POLLS

Kansas entered the 2023-24 season No. 1 in both the Associated Press and USA Today Coaches' polls. This marked the fourth time KU has been No. 1 in the preseason AP poll with all four in the Bill Self era - 2004-05, 2009-10, 2018-19 and 2023-24. This is the fifth time in the coaches' poll that the Jayhawks have been No. 1 in the preseason poll with four in the Self era - 1996-97, 2004-05, 2009-10, 2018-19 and 2023-24.

Under 21st-year and Hall of Fame head coach Bill Self, this is the 18th time that Kansas entered the season ranked seventh or higher in the Associated Press preseason poll. Historically, the No. 1 ranking marks the 26th time since the 1992-93 season that Kansas will enter the season seventh or higher.

The No. 1 ranking marked the 10th-straight year Kansas has entered the season No. 5 or higher in the coaches' poll dating back to 2014-15. Additionally, it is the 18th time in the Self era the

Jayhawks have been preseason seventh or higher, including each of the last 12 seasons.

### AP Weekly Appearance Streaks: Top 10 / Active only (as of 1/29/24)

Rk	Team	Polls	First
1.	KANSAS	51	2022-2024
2.	Houston	31	2023-2024
3.	Purdue	28	2023-2024
4.	UConn	13	2023-2024
5.	Kentucky	7	2024
	Tennessee	7	2024

### KU PICKED FIRST IN THE PRESEASON BIG 12 POLL

For the 20th time in the 27-year history of the coaches' preseason Big 12 poll, Kansas has been selected as the favorite to win the league as the preseason poll was announced Oct. 13.

For the 2023-24 poll, KU collected 12 of a possible 14 first-place votes and finished with a total of 168 points. Houston received two first-place nods and was second with 153 points. Texas was third with 143 points, while Baylor was fourth with 137 points and TCU fifth with 113 points to round out the top five. See page 9 for the complete poll.

### KANSAS VS. TOP-25 TEAMS

No. 4 Houston (2/3) was Kansas' seventh Associated Press (AP) ranked opponent for Kansas in 2023-24. The Jayhawks are 5-2 against AP ranked teams this season. In the Bill Self era, KU is 125-74 against AP-ranked opponents, including 51-29 versus Top-10 foes. In that span, Self's KU teams have collected seven or more wins against ranked foes in each of the last three and four of the last five seasons.

Kansas' record against top-10 ranked opponents is even more impressive. KU is 23-14 against foes ranked inside the top-10 of the AP poll since 2013-14. Since Bill Self's first season, 2003-04, the Jayhawks are 20-4 against AP top-10 teams inside Allen Fieldhouse, 11-1 versus top-five opponents.

### KU VS. ASSOCIATED PRESS TOP-25 TEAMS UNDER BILL SELF

SEASON	RECORD	VS. TOP-10
2023-24	5-2	4-1
2022-23	7-7	4-2
2021-22	8-4	2-1
2020-21	8-7	3-3
2019-20	4-3	1-2
2018-19	8-4	2-1
2017-18	3-4	1-1
2016-17	6-3	5-1
2015-16	12-4	4-1
2014-15	10-6	0-1
2013-14	7-4	3-0
2012-13	5-2	2-1
2011-12	7-5	6-4
2010-11	5-1	1-1
2009-10	8-1	2-0
2008-09	3-3	1-2
2007-08	5-2	3-0
2006-07	5-2	2-2
2005-06	3-3	1-2
2004-05	4-2	3-1
2003-04	2-5	1-2
<b>TOTAL</b>	<b>125-74</b>	<b>51-29</b>

Pay Heed, All Who Enter:  
**BEWARE OF "THE PHOG"**

## NATIONAL CHAMPIONS

1922, 1923, 1952, 1988, 2008, 2022

## BIG 12 CHAMPIONS

1997\*, 1998\*, 1999^, 2002, 2003, 2005, 2006\*, 2007\*, 2008\*, 2009, 2010\*, 2011\*, 2012, 2013\*, 2014, 2015, 2016\*, 2017, 2020, 2022\*, 2023

*Regular season titles listed  
\* - Regular season & tournament champions  
^ - Tournament champions only*

- Kansas has 2,388 all-time victories which is the second most in NCAA Division I men's basketball history.
- Under Bill Self, Kansas has won 16 regular-season Big 12 championships with just 17 losses at Allen Fieldhouse.
- KU has held opponents to fewer than 100 points in 785 of its last 788 games. The last team to score 100 on Kansas in a 40-minute game was Gonzaga (102-90) on 11.26.2020 with the previous being Oklahoma (100-78) on 2.27.1990.
- Kansas set the NCAA DI record for being ranked in the Associated Press poll at 231 consecutive weeks from Feb. 2, 2009 until Feb. 1, 2021. KU's stretch consisted of 433 games of being ranked.
- KU has won at least 12 league games for 23 of the last 24 seasons.
- Each four-year KU senior class since 1986-87 has won at least 10 games. The current KU four-year players - graduate Michael Jankovich and redshirt senior Dajuan Harris Jr. - have won 97.
- Kansas is the only team in the Big 12 to have a .500 winning percentage or better series record against every league foe.
- KU is the only Big 12 school to have won a regular-season championship with two different coaches (Roy Williams and Bill Self).
- Kansas is first in the conference in wins with a 371-87 record in Big 12 regular-season games. Texas is next at 277-182. Including the league postseason championship, Kansas is first at 423-100, while Texas is second at 306-204.
- Under Bill Self, Kansas is 162-11 (93.6%) in Big 12 home games: 8-0 in 2004, 7-1 in 2005, 7-1 in 2006, 7-1 in 2007, 8-0 in 2008, 8-0 in 2009, 8-0 in 2010, 7-1 in 2011, 9-0 in 2012, 8-1 in 2013, 9-0 in 2014, 9-0 in 2015, 9-0 in 2016, 8-1 in 2017, 3-2 in 2018, 9-0 in 2019, 8-1 in 2020, 8-1 in 2020-21, 9-0 in 2021-22, 8-1 in 2022-23 and 5-0 in 2023-24.

### JAYHAWKS ON NBA ROSTERS (12)

- Ochai Agbaji - Utah Jazz
- Udoka Azubuike - Phoenix Suns
- Christian Braun - Denver Nuggets
- Grady Dick - Toronto Raptors
- Joel Embiid - Philadelphia 76ers
- Devonte' Graham - San Antonio Spurs
- Marcus Morris - Los Angeles Clippers
- Markieff Morris - Dallas Mavericks
- Sviatoslav Mykhailiuk - Boston Celtics
- Kelly Oubre, Jr. - Philadelphia 76ers
- Andrew Wiggins - Golden State Warriors
- Jalen Wilson - Brooklyn Nets

**KANSAS NOTABLES, ETC.**

**All Time Consecutive Seasons in the Final Associated Press Poll**

Rank.	Team	No.	Season Started-Season Ended
1.	<b>KANSAS</b>	<b>23</b>	<b>2000-01-ACTIVE</b>
2.	North Carolina	19	1970-71 to 1988-89
3.	Arizona	18	1987-88 to 2004-05
4.	Kentucky	15	1990-91 to 2004-05
5.	Duke	13	2007-08 to 2019-20
5.	UCLA	13	1966-67 to 1978-79

**Active Consecutive Seasons in the Final Associated Press Poll**

Rank.	Team	No.	Season Started
1.	<b>KANSAS</b>	<b>23</b>	<b>2000-01</b>
2.	Gonzaga	7	2016-17
3.	Houston	6	2017-18
4.	Baylor	4	2022-23
5.	Texas	3	2020-21
5.	Purdue	3	2020-21

**Kansas Men's Basketball All-Time Retired Jerseys**

- Name (years at Kansas)
- Tus Ackerman (1923-25)
- Cole Aldrich (2008-10)
- Charlie B. Black (1942-43; 46-47)
- Charlie T. Black (1922-24)
- B.H. Born (1952-54)
- Bill Bridges (1959-61)
- Mario Chalmers (2006-08)
- Wilt Chamberlain (1957-58)
- Sherron Collins (2007-10)
- Nick Collison (2000-03)
- Paul Endicott (1921-23)
- Howard Engleman (1939-41)
- Ray Evans (1942-43; 46-47)
- Max Falkenstein (1946-2006)
- Drew Gooden (2000-02)
- Gale Gordon (1925-27)
- Kirk Hinrich (2000-03)
- BILL "SKINNY" JOHNSON (1931-33) - RETIRED 1.22.24**
- Raef LaFrentz (1995-98)
- Clyde Lovellette (1950-52)
- Danny Manning (1985-88)
- Marcus Morris (2009-11)
- Al Peterson (1925-27)
- Paul Pierce (1996-98)
- Fred Pralle (1936-38)
- THOMAS ROBINSON (2010-12) - RETIRED 12.9.23**
- David Robisch (1969-71)
- Brandon Rush (2005-08)
- Wayne Simien (2002-05)
- Bud Stallworth (1970-72)
- Darnell Valentine (1978-81)
- Jacque Vaughn (1994-97)
- Walter Wesley (1964-68)
- Jo Jo White (1966-69)

**KANSAS ON ESPN COLLEGE GAMEDAY (Regular Season, 15-7)**

- Jan. 29, 2005 – Texas at Kansas (W, 90-65)
- Feb. 25, 2006 – Kansas at Texas (L, 55-80)
- Feb. 4, 2007 – Texas A&M at Kansas (L, 66-69)
- March 1, 2008 – Kansas State at Kansas (W, 88-74)
- Jan. 30, 2010 – Kansas at Kansas State (W, 81-79 [ot])
- Jan. 29, 2011 – Kansas State at Kansas (W, 90-66)
- Feb. 4, 2012 – Kansas at Missouri (L, 71-74)
- Feb. 16, 2013 – Texas at Kansas (W, 73-47)
- March 1, 2014 – Kansas at Oklahoma State (L, 65-72)
- Jan. 17, 2015 – Kansas at Iowa State (L, 81-86)
- Feb. 28, 2015 – Texas at Kansas (W, 69-64) – part of a two-game show with Wichita State
- Jan. 30, 2016 – Kentucky at Kansas (W, 90-84 [ot])
- Feb. 13, 2016 – Kansas at Oklahoma (W, 76-72)
- Jan. 28, 2017 – Kansas at Kentucky (W, 79-73)
- Feb. 17, 2018 – West Virginia at Kansas (W, 77-69)
- Feb. 24, 2018 – Kansas at Texas Tech (W, 74-72)
- Jan. 26, 2019 – Kansas at Kentucky (L, 63-71)
- Jan. 25, 2020 – Tennessee at Kansas (W, 74-68)
- Feb. 11, 2020 – Kansas at Baylor (W, 64-61)
- Jan. 29, 2022 – Kentucky at Kansas (L, 62-80)
- Jan. 28, 2023 – Kansas at Kentucky (W, 77-68) – part of a two-game show with Tennessee
- Feb. 18, 2023 – Baylor at Kansas (W, 87-71)
- Feb. 10, 2024 – Baylor at Kansas

**DICKINSON ON THE PRESEASON NABC WATCH LIST**

Kansas senior Hunter Dickinson was one of 20 players named to the 2024 NABC Division I Player of the Year Watch List, the National Association of Basketball Coaches (NABC) announced Nov. 2. The 2024 NABC Division I Player of the Year – selected by a vote of Division I head coaches – will be announced the week of the 2024 Men's Final Four.

**CLOSE CALLS**

Kansas' 79-75 loss at Iowa State (1/27) marked the seventh five-point or less decision this season with KU winning five of those contests. In 2022-23, Kansas had 11 games decided by five points or less and/or in overtime. KU went 9-2 in those contests. In Kansas' 2021-22 national championship season, KU also played 11 games with the outcome being decided by five points or less or in overtime. KU went 9-2 in those contests.

**KANSAS RECORD IN GAMES DECIDED BY 5 OR FEWER POINTS, OR OVERTIME UNDER BILL SELF**

Season	W-L	Pct	Home*	Neut.	Road
2003-04	2-3	.400	1-1	0-2	1-0
2004-05	6-5	.545	5-1	0-2	1-2
2005-06	2-6	.250	1-2	1-3	0-1
2006-07	7-2	.778	2-1	3-0	2-1
2007-08	5-2	.714	1-0	2-0	2-2
2008-09	1-4	.200	1-1	0-2	0-1
2009-10	5-1	.833	1-0	1-1	3-0
2010-11	8-0	1.000	3-0	1-0	4-0
2011-12	6-1	.857	1-0	4-0	1-1
2012-13	6-3	.667	1-1	0-2	5-0
2013-14	4-5	.444	1-1	2-2	1-2
2014-15	8-5	.615	3-0	2-1	3-4
2015-16	4-1	.800	2-0	1-1	1-0
2016-17	9-3	.750	3-1	1-2	5-0
2017-18	4-2	.667	1-0	1-0	3-1
2018-19	10-2	.833	5-0	2-0	3-2
2019-20	5-2	.714	1-0	1-1	3-1
2020-21	6-2	.750	4-0	1-0	1-2
2021-22	9-2	.818	5-0	1-1	3-1
2022-23	9-2	.818	5-0	2-1	2-1
2023-24	5-2	.714	3-0	1-1	1-1
<b>TOTALS:</b>	<b>121-55</b>	<b>.688</b>	<b>50-9</b>	<b>27-22</b>	<b>45-23</b>

(\*Includes Allen Fieldhouse and Kansas City designated home contests; source: StatsPass)

**KU TRIO ON NAISMITH PRESEASON TOP 50**

The Kansas men's basketball trio of Hunter Dickinson, Dajuan Harris Jr. and Kevin McCullar Jr. have been named to the 2023-24 Jersey Mike's Naismith Trophy Men's preseason 50 watch list the Atlanta Tipoff Club announced Nov. 6, the opening day of the season. Kansas is the only team with three players on the list and one of eight schools with multiple players. Kansas has had two previous winners of the Naismith Trophy with Danny Manning in 1988 and Frank Mason III in 2017.

In late January the Naismith Trophy will name a top 15 midseason team. In early March 2024 the award will announce 10 national semifinalists and later that month name four finalists. The Naismith Trophy Men's Player of the Year will be awarded April 7, the Sunday prior to the NCAA title game.

**WINNING THE BIG 12 IS NO CAKEWALK**

If you think KU's success in the Big 12 is due to playing in a non-competitive conference, think again. The stats show that this is anything but the case. Over the last 20 seasons, the Big 12 has proven to be one of the toughest leagues in the NCAA, making KU's run of 16 league titles since 2004 even more impressive.

Beginning in the 2003-04 season, the Big 12 has ranked as the nation's No. 1 conference in the RPI/NET rankings six times and in the top-three on 11 occasions. The Big 12 was the only league that ended the 2020-21 season with seven teams and 70 percent of its membership in the top 36 of the NCAA NET ratings.

The stoutness of the league is also highlighted by KU's strength of schedule during this stretch, which has been among the toughest every season. The Jayhawks have posted a top-10 strength of schedule 13 times in Bill Self's 20 years at KU, which includes the nation's strongest schedule six times - 2004-05, 2013-14, 2014-15, 2018-19 and last season in 2022-23.

**BIG 12 & KU RPI/NET RANKINGS (AS OF 2/3/24)**

SEASON	KU RPI/NET	KU NET SOS	BIG 12 RPI/NET*
2023-24	11	12	-
2022-23	9	1	1
2021-22	3	3	1
2020-21	17	13	4
2019-20	2	1	2
2018-19	17	1	1
2017-18	3	2	1
2016-17	4	19	2
2015-16	1	2	1
2014-15	5	1	1
2013-14	4	1	1
2012-13	5	17	5
2011-12	5	8	4
2010-11	1	10	3
2009-10	1	6	1
2008-09	11	13	3
2007-08	4	12	3
2006-07	10	44	7
2005-06	32	60	5
2004-05	3	1	3
2003-04	12	6	4

\*average NET of every conference team compared to other leagues

**PRESEASON ALL-BIG 12**

Kansas men's basketball senior Hunter Dickinson, redshirt-senior Dajuan Harris Jr. and graduate Kevin McCullar Jr. were named to the 2023-24 Preseason All-Big 12 Team as voted on by the league coaches, the conference announced Oct. 12.

Dickinson is the Big 12 Preseason Player of the Year and the Big 12 Newcomer of the Year, becoming the first player in conference history to earn both honors in the same season. Dickinson is joined on the Preseason All-Big 12 First Team by Harris, while McCullar is an honorable mention honoree.

Historically, Dickinson is the 11th Jayhawk to collect the preseason player of the year award and the fifth to earn preseason newcomer. Kansas has had at least one player on the Preseason All-Big 12 First Team in all but two of the 28 seasons the conference has existed, since 1996-97. Dickinson and Harris are the 39th and 40th Jayhawks to be listed on the preseason all-league first team.

**MORE KANSAS NOTABLES**

- Senior Hunter Dickinson had 27 points and a career-high 21 rebounds against No. 14 Kentucky on Nov. 14. The feat marked the 28th time in KU history a player has recorded at least 25 points and 20 rebounds in a game. The last to do it was Thomas Robinson who had 30 points and 21 rebounds against North Dakota (12/31/2011). The only other player to accomplish the feat in the Bill Self era was Wayne Simien who had 25 points and 20 rebounds against Kansas State on his Senior Night (3/2/2005).
- On Nov. 7, Naismith Hall of Fame member Bill Self signed an amended contract with the University of Kansas. Self and KU Director of Athletics Travis Goff signed the reworked agreement – effectively a five-year extension worth \$44.5 million, including a \$1 million signing bonus.
- Kansas went 16-for-16 on free throws at Baylor on Jan. 23, 2023. That is the most free throws made in a game without a miss in program history, surpassing Dec. 9, 2015 vs. Holy Cross when KU went 12-for-12 from the free throw line.
- Kansas went 15-1 in Allen Fieldhouse each of the last two seasons (2021-22 and 2022-23). KU has won 10 or more home games for 38 of the last 39 seasons, beginning in 1983-84. KU has won 12 or



more in Allen Fieldhouse for 23 of the last 24 seasons beginning in 1999-2000.

- KU won its mind-boggling 51st-straight home opener with a 99-56 win against North Carolina Central on Nov. 6. The streak began in 1973-74 under head coach Ted Owens. KU coaches Larry Brown (5-0) and Roy Williams (15-0) never lost a home opener. KU is 21-0 in home openers in the Bill Self era.
- Kansas has won 31 of its last 32 conference openers (beginning in 1991-92 under head coach Roy Williams and including 2022-23) and 30 of its last 40 Senior Nights (beginning in 1983-84 under coach Larry Brown).
- On Nov. 9, 2022, former KU guard Jacque Vaughn was named head coach of the Brooklyn Nets. He is the fourth KU graduate to coach at the highest level - John McClendon (ABA, 1969-70 at Denver); Wilt Chamberlain (ABA, 1973-74 at San Diego); Kevin Pritchard (NBA, 2005 at Portland, 27 games); Jacque Vaughn (NBA, 2012-15 at Orlando, 2022-present at Brooklyn).

### BRAUN WINS NBA TITLE

Former Kansas guard Chirstian Braun became the 15th Jayhawk to win an NBA title, when the Denver Nuggets defeated the Miami Heat last June. Braun played three seasons at Kansas from 2019-20 to 2021-22. In 2020, the Burlington, Kansas, native was named to the Big 12 All-Freshman Team and he was a 2021 all-conference honorable mention selection the following season. In Kansas' 2022 NCAA National Championship season, Braun averaged 14.1 points and 6.5 rebounds per game. The two-time Academic All-Big 12 First Team selection was an all-league second-team selection, and was on the all-tournament teams for the Big 12 Championship and the NCAA Tournament Midwest Regional. In his three seasons at KU, Braun played in 101 games with 74 starts and had 1,018 points, 506 rebounds, 183 assists and 97 steals.

Braun is the fifth player in NBA history to win an NCAA title and an NBA title in back-to-back seasons. He joins Bill Russell (1956 San Francisco; 1957 Boston Celtics), Henry Bibby (1972 UCLA; 1973 New York Knicks), Magic Johnson (1979 Michigan State, 1980 L.A. Lakers) and Billy Thompson (1986 Louisville; 1987 L.A. Lakers).

With the addition of Braun, there have been 15 Jayhawks who have won 20 NBA titles during their professional careers. Braun becomes the seventh Jayhawk under head coach Bill Self to win an NBA title. He joins Wayne Simien (2006), Mario Chalmers (2012, 2013), Brandon Rush (2015), Sasha Kaun (2016), Markieff Morris (2020) and Andrew Wiggins (2022).

Braun is the fifth Kansas player to have won both an NCAA and NBA title and the fourth under Self. He joins Clyde Lovellette (1952 NCAA title), Chalmers, Rush and Kaun, who were members of the 2008 NCAA National Championship team.

### KANSAS HOSTED MCLENDON CLASSIC NOV. 5-6

Kansas Athletics hosted the inaugural McLendon Classic over the weekend of Nov. 5-6 on the campus of the University of Kansas. On Nov. 5 KU hosted the McLendon Classic Community Event at the Lied Center. The two-day recognition concluded when Kansas basketball hosts North Carolina Central on Nov. 6. in Allen Fieldhouse.

The McLendon Classic Community Event featured a screening of Fast Break: The Legendary John McLendon. Following, there was a round table discussion featuring KU professor and Emmy Award winning director Kevin Willmott, KU director of equity and success initiatives Melissa Peterson, North Carolina Central head coach LeVelle Moton and KU head coach Bill Self.

The Nov. 6 basketball game honored McLendon during the contest. Both teams' coaching staffs wore patches and special pregame shooting shirts. There were recognitions throughout the contest honoring McLendon as well as moments to highlight current affinity groups at KU that are continuing McLendon's legacy of inclusion, pro activity and perseverance.

### KANSAS SIGNS THREE IN NOVEMBER

Flory Bidunga (G, Democratic Republic of the Congo, Kokomo [Ind.] HS), Rakease Passmore (G, Palatka, Fla., A.C. Reynolds [N.C.] HS, Combine (N.C.) Academy) and Labaron Philon (G, Mobile, Ala., Baker HS, Link [Mo.] Academy) have signed National Letters of Intent to play basketball at Kansas, KU head coach Bill Self announced Nov. 8-9. The three will be freshmen at KU for the 2024-25 season. The Kansas class ranks fourth nationally according to 247sports.com.

### FLORY BIDUNGA – FR., F, 6-9, 220, DEMOCRATIC REPUBLIC OF THE CONGO, KOKOMO (IND.) HS

- Kansas' 51st McDonald's All-American who will play in the McDonald's All-American Game on April 2 in Houston.
- Was named to the Naismith Trophy Boy's High School Player of the Year Midseason Team on Jan. 18.
- Is a five-star big man from the Democratic Republic of the Congo who attends Kokomo High School in Kokomo, Indiana.
- Has been described as a freak athlete who can rebound, block shots and plays above the rim.
- Was the 2022-23 Gatorade Player of the Year in Indiana where he averaged 20.2 points, 13.8 rebounds and 4.5 blocked shots last season. Additionally, he shot 81 percent from the field and led Kokomo to a 24-5 record and his team advanced to the Indiana 4A state title game.
- As a sophomore, averaged 17.5 points, 13.3 rebounds and 5.3 blocked shots per game, shooting 79 percent from the field.
- In 56 high school games, Bidunga has 1,059 career points, 759 career rebounds and 274 career blocked shots.
- Is nationally ranked No. 6 by ESPN.com and Rivals.com and No. 8 by 247Sports.com.

### RAKEASE PASSMORE – FR., G, 6-5, 185, PALATKA, FLA., A.C. REYNOLDS (N.C.) HS, COMBINE (N.C.) ACADEMY

- A four-star guard from Palatka, Florida who is entering his second season at Combine Academy in Lincolnton, North Carolina.
- Described as an explosive athlete who can get downhill, has the ability to catch-and-shoot threes and is a threat to create offense in transition at all times.
- In 2022-23 as a junior, averaged 13.9 points, 4.6 rebounds and 2.7 assists per game while at Combine Academy.
- Played at A.C. Reynolds High School in Asheville, North Carolina before transferring to Combine. As a sophomore at A.C. Reynolds, averaged 19.0 points, 6.9 rebounds and 2.9 assists per game in 2021-22.
- Averaged 15.1 points and 5.9 rebounds his while playing varsity his freshman year at A.C. Reynolds.
- Is ranked No. 48 in the recruiting class of 2024 by 247sports.com, No. 49 by Rivals.com and No. 52 by ESPN.com.
- AAU teammate with fellow Kansas signee Labaron Philon on Team Thad.

### LABARON PHILON – FR., G, 6-4, 177, MOBILE, ALA., BAKER HS, LINK (MO.) ACADEMY

- Naismith Trophy Boy's High School Player of the Year Preseason Watch List A four-star guard who is currently playing at Link Academy in Branson, Missouri.
- Has good size and has the ability to score the basketball in a number of ways as well as makes plays for his teammates. Additionally, has been described as an elite ballhandler with good length and competes like no other on both ends of the floor.
- Prior to Link Academy, Philon played at Baker High School in Mobile, Alabama where he averaged 35.0 points, 6.2 rebounds, 3.9 assists and 2.6 steals per game in 2022-23. He hit 52 percent of his shots, including 34 percent from three-point range and 82 percent of his free throws.
- Scored 2,334 career points in three seasons at Baker High School.
- Is ranked No. 27 in the recruiting class of 2024 by 247Sports.com and No. 35 by ESPN.com.

### 2023-24 PRESEASON BIG 12 COACHES POLL

#### Place. Team (first-place votes) - points

#### 1. KANSAS (12) - 168

- Houston (2) - 153
- Texas - 143
- Baylor - 137
- TCU - 113
- Kansas State - 106
- Iowa State - 95
- Texas Tech - 80
- West Virginia - 70
- Oklahoma State - 57
- Cincinnati - 55
- Oklahoma - 54
- BYU - 29
- UCF - 14

#### Kansas Triple-Doubles

##### Kevin McCullar Jr. vs. Chaminade (11-20-2023)

22 POINTS, 11 REBOUNDS, 10 ASSISTS (Maui Invitational, Honolulu)

##### Kevin McCullar Jr. vs. Kentucky (11-14-2023)

12 POINTS, 10 REBOUNDS, 10 ASSISTS (Champions Classic, Chicago)

##### Jeff Withey vs. San Jose State (11-26-2012)

16 POINTS, 12 REBOUNDS, 12 BLOCKED SHOTS (at Allen Fieldhouse)

##### Cole Aldrich vs. Dayton (3-22-2009)

13 POINTS, 20 REBOUNDS, 10 BLOCKS (NCAA Tournament, Minneapolis, Minn.)

##### Wilt Chamberlain vs. Colorado (3-9-1957)

40 POINTS, 13 REBOUNDS, 12 BLOCKS (at Allen Fieldhouse)

##### Wilt Chamberlain vs. Marquette (12-8-1956)

39 POINTS, 22 REBOUNDS, 14 BLOCKS (at Allen Fieldhouse)

##### B.H. Born vs. Indiana (3-18-1953)

26 POINTS, 15 REBOUNDS, 13 BLOCKED SHOTS (NCAA Tournament championship game, Kansas City, Mo.)

##### NBA Champion Jayhawks (\*Finals Most Valuable Player)

Clyde Lovellette (1950-52 at KU)  
1954 - Minneapolis Lakers; 1963, 1964 - Boston Celtics

Maurice King (1955-57 at KU)  
1960 - Boston Celtics

Wilt Chamberlain (1957-58 at KU)  
1967 - Philadelphia 76ers; \*1972 - L.A. Lakers

Jo Jo White (1966-69 at KU)  
1974, \*1976 - Boston Celtics

Bill Bridges (1959-61 at KU)  
1975 - Golden State Warriors

Wayne Simien (2002-05 at KU)  
2006 - Miami Heat

Jacque Vaughn (1994-97 at KU)  
2007 - San Antonio Spurs

Paul Pierce (1996-98 at KU)  
\*2008 - Boston Celtics

Scot Pollard (1994-97 at KU)  
2008 - Boston Celtics

Mario Chalmers (2006-08 at KU)  
2012, 2013 - Miami Heat

Brandon Rush (2006-08 at KU)  
2015 - Golden State Warriors

Sasha Kaun (2005-08 at KU)  
2016 - Cleveland Cavaliers

Markieff Morris (2009-11 at KU)  
2020 - Los Angeles Lakers

Andrew Wiggins (2014 at KU)  
2022 - Golden State Warriors

Christian Braun (2020-22 at KU)  
2023 - Denver Nuggets

**MEDIA INFORMATION**

**Hawk Talk Radio Show**

Hawk Talk, Bill Self's radio show, airs weekly during the season from 6-7 p.m. Central on most Jayhawk Radio Network stations. Originating from Johnny's in west Lawrence, the remaining dates for Hawk Talk are Feb. 7, 13, 19, 26; March 6, 11. There will also be a post-season show.

**Pre-Game Press Conferences**

Kansas men's basketball will preview upcoming opponents with press conferences throughout the 2023-24 season. The remaining schedule is: Feb. 8, 15, 22, 26, 29; March 4, 7, 11, 17.

**JAYHAWK RADIO NETWORK AFFILIATES**

Abilene/Salina	KDJM-101.7 FM
Coffeyville	KGGF-104.1 FM
Concordia	KNCK-94.9 FM
Dodge City	KGNO-1370 AM
Emporia	KVOE-1400 AM
Fort Scott	KMDO-1400 AM
Fort Scott	KOMB-103.9 FM
Garden City	KBUF-1030 AM
Glen Elder	KZDY-96.3 FM
Goodland/Colby	KWGB-97.9 FM
Great Bend	KBGL-106.9 FM
Hays	KAYS-1400 AM
Hutchinson	KSKU-94.7 FM
Iola	KIOL-1370 AM
Kansas City	KCTE-1510 AM
Kansas City	KCTE-99.3 FM
Kansas City	WHB-810 AM
Lawrence	KLWN-1320 AM
Lawrence	KLZR-105.9 FM
Liberal	KSCB-1270 AM
Marysville	KNDY-95.5 FM
Parsons	KLKC-1540 AM
Parsons	KLKC-93.5 FM
Phillipsburg	KKAN-1490 AM
Phillipsburg	KQMA-92.5 FM
Russell	KRSL-95.9 FM
Topeka	KMAJ-1440 AM
Topeka	KWIC 99.3 FM
Wellington	KLEY-100.3 FM
Wichita	KKGQ-92.3 FM

-- affiliates subject to change, check your local listings

**10+ WINNING STREAKS UNDER BILL SELF (2003-04)**

GAMES	BEGAN	ENDED	TEAM TO END STREAK (SCORE)
20	11/09/07	1/26/08	at Kansas State (75-84)
18	11/15/16	1/25/17	at West Virginia (69-85)
18	11/15/12	2/2/13	Oklahoma State (80-85)
18	11/12/10	1/22/11	vs. Texas (63-74)
17	3/2/22	11/25/22	vs. Tennessee (50-64)
17	1/30/16	3/26/16	vs. Villanova (59-64)
16	1/14/20	3/7/20	vs. Gonzaga (90-102)
16	2/27/08	11/25/08	vs. Syracuse (81-89 ot)
14	11/13/09	1/10/10	at Tennessee (68-76)
14	2/7/07	3/24/07	vs. UCLA (55-68)
14	11/19/04	1/19/05	at Villanova (62-83)
13	11/23/15	1/12/16	at West Virginia (63-74)
13	1/13/10	2/27/10	at Oklahoma State (77-85)
11	2/19/11	3/27/11	vs. VCU (61-71)
10	11/28/22	1/17/23	at Kansas State (82-83 ot)
10	11/6/18	12/22/18	at Arizona State (76-80)
10	12/22/11	1/28/12	at Iowa State (64-72)
10	1/21/06	2/25/06	at Texas (55-80)

**FLORY BIDUNGA NAMED MCDONALD'S ALL-AMERICAN**

Kansas men's basketball signee Flory Bidunga (floor-ee bee-DUNE-guh) was named a 2024 McDonald's All-American Jan. 23 and will participate in the McDonald's All-American game on April 2 at the Toyota Center in Houston.

Only 24 players among the more than 700 nominated were selected as 2024 McDonald's All-Americans. Bidunga gives Kansas 51 total signees who have earned the honor, starting with Darnell Valentine in 1977. Current Jayhawk Elmarko Jackson was named a McDonald's All-American last season.

**Kansas McDonald's All-Americans (began in 1977)**

Darnell Valentine (1977), Greg Dreiling (1981), Danny Manning (1984), Rick Calloway (1985), Tony Guy (1985), Mark Randall (1986), Mike Maddox (1987), Darrin Hancock (1990), Ben Davis (1991), Calvin Rayford (1991), Jacque Vaughn (1993), Raef LaFrentz (1994), Paul Pierce (1995), Ryan Robertson (1995), Lester Earl (1996), Eric Chenowith (1997), Kenny Gregory (1997), Jeff Boschee (1998), Nick Collison (1999), Aaron Miles (2001), Wayne Simien (2001), J.R. Giddens (2003), David Padgett (2003), Mario Chalmers (2005), Micah Downs (2005), Julian Wright (2005), Darrell Arthur (2006), Sherron Collins (2006), Cole Aldrich (2007), Xavier Henry (2009), Josh Selby (2010), Perry Ellis (2012), Wayne Selden, Jr. (2013), Andrew Wiggins (2013), Cliff Alexander (2014), Kelly Oubre Jr. (2014), Carlton Bragg Jr. (2015), Cheick Diallo (2015), Malik Newman (2015), Udoka Azubuike (2016), Josh Jackson (2016), Billy Preston (2017), Devon Dotson (2018), Quentin Grimes (2018), David McCormack (2018), Bryce Thompson (2020), Gradey Dick (2022), Ernest Udeh Jr. (2022), M.J. Rice (2022), Elmarko Jackson (2023), Flory Bidunga (2024)

**TRAILBLAZER SERIES**

February is Black History Month and Kansas' home game against Baylor on Feb. 10 will be its men's basketball Marian E. Washington Trailblazer Series contest honoring KU legend Isaac "Bud" Stallworth.

The Marian E. Washington Trailblazer series was created in February 2020 to highlight influential African-American Jayhawks in multiple sports throughout each Black History Month. Previous men's basketball honorees for the Marian E. Washington Trailblazer series have been Maurice King (2022), LaVannes Squires (2021) and John McLendon (2020).

A native of Hartselle, Alabama, Stallworth played basketball for the Jayhawks from 1970-72 for head coach Ted Owens. Stallworth is one of only three players in school history to earn All-American honors on the floor and in the classroom. He averaged more than 12 points each of his three seasons at KU, including an astonishing 25.3 points during his senior campaign. His 50 points against Missouri in 1972 ranks second on the KU single-game scoring list. Stallworth was a two-time all-league selection and was the seventh overall pick in the 1972 NBA Draft by the Seattle Super Sonics. He played five seasons in the NBA. Stallworth's Kansas jersey was officially retired on Jan. 31, 2005.

Stallworth's parents both worked in education, his father was a principal and administrator and his mother a teacher. He attended Morgan County Training School, a segregated, all-black

K-12 school in his hometown. Growing up during the end of the segregation era, Stallworth had to overcome many obstacles on the path to success.

An outstanding trumpet player as a youth, Stallworth first came to Lawrence, Kansas, when he attended the Midwestern Music and Art Camp. While at the camp, he played in a pick-up basketball game with the likes of KU legend Jo Jo White and was noticed by Jayhawk head coach Ted Owens. Owens offered Stallworth a scholarship on the spot and the rest is history.

**COLLEGE GAMEDAY RETURNING TO ALLEN FIELDHOUSE**

College GameDay Covered by State Farm will broadcast live at Allen Fieldhouse on Saturday, Feb. 10 in advance of the Baylor-Kansas matchup.

This will mark the third-straight season and 12th time that ESPN's College GameDay will broadcast from historic Allen Fieldhouse, which host Rece Davis has described as "the best place to see a game on the planet."

The one-hour basketball College GameDay show will begin at 10 a.m. (Central) with tipoff vs. Baylor slated for 5 p.m. (Central), also on ESPN. Kansas will be the fourth on-site location for College GameDay for the 2023-24 season as the show originated from the ESPN studios in Bristol, Connecticut, its first two weeks. ESPN College GameDay Covered by State Farm is hosted by Davis, who is joined by analysts Jay Bilas, Seth Greenberg, Andraya Carter and Jay Williams. Christine Williamson is a reporter for the show.

Feb. 10 will mark the first time this season and 23rd time the Jayhawks will be featured on ESPN College GameDay during the regular-season. Kansas is 15-7 in its previous regular-season appearances. Below is a list of Kansas' regular-season appearances on GameDay.

**KANSAS ON ESPN COLLEGE GAMEDAY (Regular Season)**

- Jan. 29, 2005 – Texas at Kansas (W, 90-65)
- Feb. 25, 2006 – Kansas at Texas (L, 55-80)
- Feb. 4, 2007 – Texas A&M at Kansas (L, 66-69)
- March 1, 2008 – Kansas State at Kansas (W, 88-74)
- Jan. 30, 2010 – Kansas at Kansas State (W, 81-79 [ot])
- Jan. 29, 2011 – Kansas State at Kansas (W, 90-66)
- Feb. 4, 2012 – Kansas at Missouri (L, 71-74)
- Feb. 16, 2013 – Texas at Kansas (W, 73-47)
- March 1, 2014 – Kansas at Oklahoma State (L, 65-72)
- Jan. 17, 2015 – Kansas at Iowa State (L, 81-86)
- Feb. 28, 2015 – Texas at Kansas (W, 69-64)
- Jan. 30, 2016 – Kentucky at Kansas (W, 90-84 [ot])
- Feb. 13, 2016 – Kansas at Oklahoma (W, 76-72)
- Jan. 28, 2017 – Kansas at Kentucky (W, 79-73)
- Feb. 17, 2018 – West Virginia at Kansas (W, 77-69)
- Feb. 24, 2018 – Kansas at Texas Tech (W, 74-72)
- Jan. 26, 2019 – Kansas at Kentucky (L, 63-71)
- Jan. 25, 2020 – Tennessee at Kansas (W, 74-68)
- Feb. 11, 2020 – Kansas at Baylor (W, 64-61)
- Jan. 29, 2022 – Kentucky at Kansas (L, 62-80)
- Jan. 28, 2023 – Kansas at Kentucky (W, 77-68)
- Feb. 18, 2023 – Baylor at Kansas (W, 87-71)
- Feb. 10, 2024 – Baylor at Kansas

**UP NEXT**



**VS. BAYLOR**

Saturday, Feb. 10, 2024  
 Allen Fieldhouse (16,300)  
 Lawrence, Kan. 5 p.m. CT  
 ESPN College GameDay

Kansas returns home to host Baylor on Feb. 10. Tip from Allen Fieldhouse will be at 5 p.m. CT and the game will be televised on ESPN.

ESPN's College GameDay will originate from Allen Fieldhouse for the 12th time on Feb. 10 with the show running from 10-11 a.m. (Central).

Kansas is 35-9 all time against Baylor, including 19-1 in Lawrence meetings, all in Allen Fieldhouse. Baylor's lone win in Lawrence was Jan. 11, 2020, and KU has won the last three meetings in Allen Fieldhouse.



# BILL SELF

## HEAD COACH

Oklahoma State '85  
 21st Season at Kansas  
 31st Season Overall  
**Family:** Cindy (wife), Lauren (daughter),  
 Tyler (son), Ella, Phoebe and Jack (grandchildren)

### CAREER RECORD // YEAR-BY-YEAR

YEAR	OVERALL W-L / %	CONF. W-L / %	NOTE
<b>ORAL ROBERTS (1993-97)</b>			
1993-94	6-21 .222	- -	None
1994-95	10-17 .370	- -	None
1995-96	18-9 .667	- -	None
1996-97	21-7 .750	- -	NIT
<b>TULSA (1997-2000)</b>			
1997-98	19-12 .613	9-5 .643	3rd WAC
1998-99	23-10 .697	9-5 .643	t-1st WAC / NCAA Rnd of 32
1999-00	32-5 .865	12-2 .857	1st WAC / NCAA Elite Eight
<b>ILLINOIS (2000-03)</b>			
2000-01	27-8 .771	13-3 .813	t-1st Big Ten / NCAA Elite Eight
2001-02	26-9 .743	11-5 .688	t-1st Big Ten / NCAA Sweet 16
2002-03	25-7 .781	11-5 .688	* 2nd Big Ten / NCAA Rnd of 32
<b>KANSAS (2003-present)</b>			
2003-04	24-9 .727	12-4 .750	2nd Big 12 / NCAA Elite Eight
2004-05	23-7 .767	12-4 .750	t-1st Big 12 / NCAA Rnd of 64
2005-06	25-8 .758	13-3 .813	* t-1st Big 12 / NCAA Rnd of 64
2006-07	33-5 .868	14-2 .875	* 1st Big 12 / NCAA Elite Eight
2007-08	37-3 .925	13-3 .813	* t-1st Big 12 / NCAA Champions
2008-09	27-8 .771	14-2 .875	1st Big 12 / NCAA Sweet 16
2009-10	33-3 .917	15-1 .938	* 1st Big 12 / NCAA Rnd of 32
2010-11	35-3 .921	14-2 .875	* 1st Big 12 / NCAA Elite Eight
2011-12	32-7 .821	16-2 .889	1st Big 12 / NCAA Runner-Up
2012-13	31-6 .838	14-4 .778	* t-1st Big 12 / NCAA Sweet 16
2013-14	25-10 .714	14-4 .778	1st Big 12 / NCAA Rnd of 32
2014-15	27-9 .750	13-5 .722	1st Big 12 / NCAA Rnd of 32
2015-16	33-5 .868	15-3 .833	* 1st Big 12 / NCAA Elite Eight
2016-17	31-5 .861	16-2 .889	1st Big 12 / NCAA Elite Eight
2017-18	16-8 .667	6-5 .545	
2018-19	26-10 .722	12-6 .667	3rd Big 12 / NCAA Rnd of 32
2019-20	28-3 .903	17-1 .944	1st in Big 12
2020-21	21-9 .700	12-6 .667	2nd in Big 12 / NCAA Rnd 32
2021-22	34-6 .850	14-4 .778	* t-1st Big 12 / NCAA Champions
2022-23	24-8 .750	13-5 .722	t-1st in Big 12 / NCAA Rnd 32
2023-24	18-4 .818	6-3 .667	
<b>TOTAL</b>	<b>790-241 .767</b>	<b>340-96 .781</b>	<b>29 league titles (20 reg. season, 9 tourney)</b>
<b>KANSAS</b>	<b>583-136 .812</b>	<b>275-71 .797</b>	<b>24 Big 12 titles (16 reg. season, 8 tourney)</b>
ILLINOIS	78-24 .765	35-13 .729	Three Big Ten titles (2 reg. season, 1 tourney)
TULSA	74-27 .733	30-12 .714	Two WAC titles / 4-2 NCAA tourney record
ORU	55-54 .505	- -	

\* - won conference tournament; Note - ORU was independent during Self's tenure, so all games played at ORU were nonconference.

### KANSAS RECORD // HOME-ROAD-NEUTRAL

	W	L	%
HOME (AFH) AT KU	311	17	.948
HOME (T-Mobile Center) AT KU *	11	3	.786
ROAD AT KU	136	73	.654
NEUTRAL AT KU	125	43	.744
<b>TOTAL</b>	<b>583</b>	<b>136</b>	<b>.812</b>

\* Since 2007-08, regular-season games played at T-Mobile Center on the KU season-ticket package are considered home games.

In Conference Tournament (at Kansas)	44-14 (35-9)
In NCAA Tournament (at Kansas)	52-22 (42-17)
In Postseason Play (at Kansas)	96-36 (77-26)
In Overtime (at Kansas)	31-14 (26-10)



### TROPHY CASE

- **NCAA Championship titles** (2008, 2022)
- **NCAA Final Four** (2008, 2012, 2022)
- **20 Regular Season Conference Titles:** 2 at Tulsa (1999, 2000); 2 at Illinois (2001, 2002); 16 at Kansas (2005, 2006, 2007, 2008, 2009, 2010, 2011, 2012, 2013, 2014, 2015, 2016, 2017, 2020, 2022, 2023)
- **9 Conference Tournament Titles:** 1 at Illinois (2003); 8 at Kansas (2006, 2007, 2008, 2010, 2011, 2013, 2016, 2022)

### CAREER HONORS

- **Naismith Memorial Basketball Hall of Fame** - Class of 2017 inductee
- **National Coach of the Year** - 2000 (*Sporting News*; Wooden), 2009 (Yahoo! Sports; *Sporting News*; Athlon Sports; CBSSports.com; USBWA; AP; CBS/Chevrolet; ESPN.com), 2012 (*Sporting News*; Adolph Rupp; Naismith), 2016 (AP, Bleacher Report, *USA Today*)
- **Conference Coach of the Year** - 2000 (WAC), 2006 (Big 12), 2009 (Big 12), 2011 (Big 12), 2012 (co-Big 12), 2015 (Big 12 by AP), 2016 (Big 12 by AP), 2017 (Big 12), 2018 (co-Big 12 and AP)
- **Wooden Award "Legends of Coaching"** - 2013
- **Oklahoma Sports Hall of Fame** - 2013 induction
- **Wayman Tisdale Humanitarian Award** (USBWA) - 2014
- **Mannie Jackson - Basketball's Human Spirit Award** (Naismith Hall of Fame) - 2015
- **Winged Foot Award** (for national champion coach) - 2008
- **Naismith Coach of the Year Finalist** (Atlanta Tipoff Club) - 2000, 2001, 2002, 2003, 2009, 2012, 2017

### NOTES

- Bill Self was named the eighth coach in Kansas basketball history on April 21, 2003.
- In September 2017, Self was inducted into the Naismith Memorial Basketball Hall of Fame in Springfield, Massachusetts.
- Self won his 700th career game on Feb. 8, 2020, with KU's 60-46 win at TCU. He became the 31st coach in NCAA Division I to accomplish the feat, the second youngest and the sixth fastest.
- While at Kansas, Self has won two national championships (2008, 2022), 16 regular-season Big 12 Conference titles, including a KU- and NCAA-record-tying 13-straight titles from 2005-17, and eight league tournament titles.
- At Kansas, Self has won 16 regular-season league titles with just 17 losses in Allen Fieldhouse. With KU's win versus Siena (11/18/16), Self became the winningest coach in Allen Fieldhouse, posting his 207th victory in the venue.
- In his first trip to the Final Four in 2008, Self's Kansas team won the title. Self is one of two active coaches in NCAA Division I to have won multiple national titles (Rick Pitino) and one of 16 all-time with multiple titles.
- While at Kansas, he has coached 13 NBA Lottery selections including Andrew Wiggins and Joel Embiid, the No. 1 and No. 3 overall selections in the 2014 NBA Draft. Wiggins was the second-ever Jayhawk to go No. 1 with the other being Danny Manning in 1988.
- Self has guided his teams to 23-win seasons in 23 of the last 25 seasons dating back to 1998-99.
- Self's teams have won 20 regular-season league crowns in the last 25 years. His teams have never finished lower than third in the conference.
- Self's 10 career 30-win seasons are tied for third most in NCAA history - Mike Krzyzewski (16), Roy Williams (12), John Calipari (10); and is tied for No. 1 on the active coaches' list. Nine of his 10 30-win seasons have been at Kansas.
- Self was the head coach for Team USA's U18 team that competed and won gold at the 2018 FIBA Americas Championship held in St. Catharines, Canada, in the summer of 2018.
- Self is one of five coaches in NCAA Division I history to have led three different teams - Tulsa, Illinois and Kansas - to the NCAA Elite Eight, including eight times with KU (2004-07-08-11-12-16-17-22). The other coaches are: Gene Bartow, John Calipari, Rick Pitino and Eddie Sutton.
- A 1985 graduate of Oklahoma State, Self began his coaching career as a graduate assistant at Kansas in 1985-86 under head coach Larry Brown. He then returned to his alma mater as an assistant for seven seasons under coaches Leonard Hamilton and Eddie Sutton. His first head coaching job was at Oral Roberts in 1993-94, then Tulsa (1997-98), Illinois (2000-03) and Kansas (2003-present).

# HUNTER DICKINSON

Senior • Center • 7-2 • 260 • Alexandria, Va. • DeMatha Catholic HS • Twitter: @H\_Dickinson24 • IG: @hunter.dickinson1



- On most every midseason All-America team
- A fourth-year transfer from Michigan
- On most every preseason All-America and national player of the year honors.
- Big 12 Preseason Player of the Year, Big 12 Preseason Newcomer of the Year and Preseason All-Big 12 First Team
- Earned many national and conference honors while at Michigan, including Consensus All-America Second Team in 2021
- A three-time All-Big Ten selection, including first team honors in 2022 and 2023
- Averaged 17.2 points and 8.4 rebounds for his career and led Michigan in points and rebounds each of the last three seasons
- For his career, entered 2023-24 with 1,617 points, 787 rebounds and 149 blocked shots.

**CAREER HONORS**

Wooden Award Late Season Top 20; Big 12 Player of the Week (1.8.24); Big 12 Newcomer of the Week (1.8.24); Maui Invitational All-Tournament Team; Oscar Robertson National Player of the Week (11.19.23; 1 of 5); Big 12 Player of the Week (11.20.23); Big 12 Newcomer of the Week (11.20.23); Big 12 Newcomer of the Week (11.13.23); Preseason Sporting News All-America Second Team; Naismith Trophy Men's preseason watch list (1 of 50); NABC Player of the Year Preseason Watch List (1 of 20); Kareem Abdul-Jabbar Award Watch List; Associated Press Preseason All-America; Big 12 Preseason Player of the Year; Preseason Big 12 Newcomer of the Year; Preseason All-Big 12; Preseason NABC Division I Player of the Year (1 of 20); USBWA All-District V Team [2023]; NABC All-District 7 First Team [2023]; All-Big Ten First Team [2023]; Academic All-Big Ten [2023]; USBWA All-District V Team [2022]; NABC All-District 7 Second Team [2022]; All-Big Ten First Team [2022]; CoSIDA Academic All-District [2022]; Academic All-Big Ten [2022]; Wooden All-American [2021]; Consensus All-America Second Team [2021]; NCAA Tournament All-East Region Team [2021]; USBWA All-District V Team [2021]; NABC All-District 7 Second Team [2021]; Big Ten Newcomer of the Year [AP, 2021]; Big Ten All-Freshman Team [2021]; Big Ten Freshman of the Year [2021]; All-Big Ten Second Team [2021]; 3x Big Ten Player of the Week; 7x Big Ten Freshman of the Week [2020-21].

**MISCELLANEOUS**

	FR	SO	JR	SR	CAREER
Double-Doubles	6	11	14	12	43
10+ Points	23	29	31	21	104
20+ Points	5	15	14	10	44
30+ Points	-	1	2	2	5
10+ Rebounds	6	12	15	13	46
20+ Rebounds	-	-	-	2	2
3+ Assists	2	13	7	6	28
2+ 3PT Field Goals	-	5	5	4	14
2+ Steals	1	4	3	6	14
2+ Blocks	10	14	17	7	48
Led Team in Pts.	-	-	-	12	12
Led Team in Rebs.	-	-	-	19	19
Led Team in Assists	-	-	-	1	1
Led Team in Blocks	-	-	-	12	12
Led Team in Steals	-	-	-	3	3

**DICKINSON CAREER HIGHS**

Points	33	vs. Michigan State (3.1.22)
Field Goals	15	vs. Chaminade (11.20.23)
Field Goal Att.	22	vs. Kentucky (12.4.22)
3PT Field Goals	4	vs. Purdue (2.10.22)
3PT Field Goal Att.	7	vs. Purdue (1.26.23)
Free Throws	10	vs. Kentucky (11.14.23)
Free Throw Att.	11	vs. Kentucky (11.14.23)
Rebounds	21	vs. Kentucky (11.14.23)
Assists	7	vs. Iowa (2.17.22)
Blocks	5	4x, last vs. Oklahoma (1.13.24)
Steals	3	4x, last vs. Wichita State (12.30.23)
Minutes	46	vs. Illinois (3.2.23)

**2023-24 GAME-BY-GAME**

OPPONENT (Date)	MP	FG-A	PCT	3PT-A	PCT	FT-A	PCT	O-D-T	PF	A	TO	BLK	ST	TP
*NORTH CAROLINA CENTRAL (11.6)	23:40	8-9	.889	3-3	1.000	2-2	1.000	2-6-8	2	5	0	2	1	21
*MANHATTAN COLLEGE (11.10)	20:25	7-14	.500	1-1	1.000	3-4	.750	3-5-8	0	2	1	1	1	18
*vs. Kentucky (11.14)	37:06	8-12	.667	1-2	.500	10-11	.909	6-15-21	3	0	3	0	3	27
*vs. Chaminade (11.20)	32:21	15-18	.833	1-2	.500	0-0	---	1-10-11	0	1	1	0	2	31
*vs. Marquette (11.21)	32:36	5-10	.500	1-2	.500	2-4	.500	1-7-8	1	3	5	1	2	13
*vs. Tennessee (11.22)	29:54	7-13	.538	1-2	.500	2-5	.400	1-19-20	1	2	1	1	1	17
*EASTERN ILLINOIS (11.28)	34:50	11-15	.733	0-1	.000	3-4	.750	5-8-13	0	2	3	3	1	25
*UCONN (12.1)	37:31	6-12	.500	3-4	.750	0-1	.000	2-7-9	4	1	0	4	0	15
*KANSAS CITY (12.5)	29:13	6-12	.500	0-2	.000	2-2	1.000	1-11-12	4	2	1	1	1	14
*MISSOURI (12.9)	35:01	6-9	.667	0-0	---	1-1	1.000	5-11-16	1	1	3	0	1	13
*at Indiana (12.18)	37:51	8-17	.471	0-1	.000	1-2	.500	3-11-14	1	1	1	1	1	17
*YALE (12.22)	35:29	4-9	.444	0-2	.000	0-0	---	0-10-10	1	1	3	2	0	8
*vs. Wichita State (12.30)	30:25	10-17	.588	2-3	.667	0-0	---	5-8-13	1	4	1	1	3	22
*TCU (1.6)	34:55	13-20	.650	2-3	.667	2-3	.667	8-3-11	2	1	3	0	1	30
*at UCF (1.10)	27:53	5-9	.556	1-3	.333	1-2	.500	0-4-4	4	1	2	0	2	12
*OKLAHOMA (1.13)	32:49	11-19	.579	0-3	.000	2-2	1.000	2-12-14	2	2	1	5	0	24
*at Oklahoma State (1.16)	30:12	9-14	.643	0-2	.000	3-5	.600	2-5-7	3	2	2	2	0	21
*at West Virginia (1.20)	35:44	7-14	.500	0-2	.000	5-6	.833	2-3-5	2	5	4	2	2	19
*CINCINNATI (1.22)	29:40	4-7	.571	0-1	.000	2-2	1.000	1-5-6	4	1	0	1	1	10
*at Iowa State (1.27)	38:04	9-18	.500	1-5	.200	1-2	.500	2-13-15	2	4	2	0	1	20
*OKLAHOMA STATE (1.30)	27:32	8-14	.571	0-1	.000	0-0	---	1-10-11	3	2	1	1	1	16
*HOUSTON (2.3)	33:19	9-15	.600	0-1	.000	2-3	.667	2-6-8	2	4	3	1	0	20
at Kansas State (2.5)														
BAYLOR (2.10)														
at Texas Tech (2.12)														
at Oklahoma (2.17)														
TEXAS (2.24)														
BYU (2.27)														
at Baylor (3.2)														
KANSAS STATE (3.5)														
at Houston (3.9)														

^ Starter

**CAREER STATS**

SEASON	GP-GS	MIN/AVG	FG-FGA	PCT	3FG-3FGA	PCT	FT-FTA	PCT	O-D-T	AVG	PF-FO	AST	TO	BLK	STL	PTS	AVG
2020-21*	28-23	726/26.0	156-261	.598	0-4	.000	82-111	.739	61-145-206	7.4	71-1	25	64	40	9	394	14.1
2021-22*	32-32	1030/32.3	240-426	.563	21-64	.328	93-116	.802	75-199-274	8.6	87-1	73	65	49	15	594	18.6
2022-23*	34-34	1106/32.8	244-436	.560	24-57	.421	117-161	.727	78-229-307	9.0	63-1	50	69	60	17	629	18.5
2023-24	22-22	706/32.1	176-297	.593	17-46	.370	44-61	.721	55-189-244	11.1	43-0	47	41	29	25	413	18.8
<b>TOTAL</b>	<b>116-111</b>	<b>3568/30.8</b>	<b>816-1420</b>	<b>.575</b>	<b>62-171</b>	<b>.363</b>	<b>336-449</b>	<b>.748</b>	<b>269-762-1031</b>	<b>8.9</b>	<b>264-3</b>	<b>195</b>	<b>239</b>	<b>178</b>	<b>66</b>	<b>2030</b>	<b>17.5</b>

\*AT MICHIGAN

# DAJUAN HARRIS JR.

RS-Senior • Guard • 6-2 • 170 • Columbia, Mo. • Rock Bridge HS • Twitter: @DajuanH10 • IG: @dajuanharris



- Kansas is 31-1 when Harris scores 10 or more points in a game, including 6-0 in 2023-24.
- Preseason All-Big 12 First Team
- 2023 Big 12 Defensive Player of the Year, All-Big 12 Honorable Mention and Big 12 All-Defensive Team.
- Graduated with a bachelor's degree in liberal arts & sciences in May 2023.
- Starting point guard on the 2022 NCAA National Championship team.
- Led the Big 12 and was 14th in the NCAA in assist-to-turnover ratio in 2021-22.
- 2022 All-Big 12 Honorable Mention and Big 12 All-Defensive Team member as a redshirt-sophomore.
- A two-time Academic All-Big 12 First Team.
- Known for his instinct on defense and his ability to create on offense.

## CAREER HONORS

Bob Cousy Award Midseason Candidate (1 of 10)  
 Wooden Award Preseason Top 50  
 Naismith Trophy Men's preseason watch list (1 of 50)  
 Bob Cousy Award Watch List  
 Preseason All-Big 12 First Team [2023]  
 Academic All-Big 12 First Team [2023]  
 Big 12 Championship All-Tournament Team [2023]  
 Big 12 Defensive Player of the Year [2023]  
 Big 12 All-Defensive Team [2023]  
 All-Big 12 Honorable Mention [2023]  
 CSC Academic All-District [2023]  
 Big 12 All-Defensive Team [2022]  
 All-Big 12 Honorable Mention [2022]  
 Academic All-Big 12 First Team [2022]  
 Academic All-Big 12 First Team [2021]

## MISCELLANEOUS

	FR	SO	JR	SR	CAREER
Double-Doubles	-	-	1	-	1
5+ Points	6	21	28	16	71
10+ Points	1	7	17	6	31
20+ Points	-	-	-	1	1
5+ Rebounds	-	1	5	-	6
5+ Assists	5	14	26	19	64
10+ Assists	-	-	3	1	4
2+ 3PT Field Goals	1	6	8	6	21
2+ Steals	7	19	28	10	61
2+ Blocks	-	-	3	-	3
Led Team in Pts.	-	1	2	-	3
Led Team in Rebs.	-	-	-	-	-
Led Team in Assists	8	24	30	16	78
Led Team in Blocks	1	3	7	2	13
Led Team in Steals	8	21	17	5	51

## HARRIS CAREER HIGHS

Points	23	vs. Kentucky (1.14.23)
Field Goals	8	vs. Texas (2.6.23)
Field Goal Att.	16	vs. Texas (2.6.23)
3PT Field Goals	5	vs. Kentucky (1.14.23) at Texas Tech (1.3.23)
3PT Field Goal Att.	6	4x, last vs. Kentucky (1.14.23)
Free Throws	6	vs. Iowa State (1.11.22)
Free Throw Att.	8	vs. Iowa State (3.10.23)
Rebounds	6	vs. Texas (2.6.23)
Assists	11	at Kansas State (1.17.23)
Blocks	4	vs. Texas (3.5.22)
Steals	6	vs. West Virginia (2.25.23)
Minutes	42	at Kansas State (1.17.23)

## 2023-24 GAME-BY-GAME

OPPONENT (Date)	MP	FG-A	PCT	3PT-A	PCT	FT-A	PCT	O-D-T	PF	A	TO	BLK	ST	TP
*NORTH CAROLINA CENTRAL (11.6)	24:43	0-0	---	0-0	---	0-0	---	0-4-4	1	10	2	0	1	0
*MANHATTAN COLLEGE (11.10)	24:16	1-4	.250	0-2	.000	0-0	---	0-1-1	3	7	0	1	1	2
^vs. Kentucky (11.14)	37:34	7-12	.583	5-6	.833	4-5	.800	0-2-2	3	7	4	1	0	23
^vs. Chaminade (11.20)	34:59	3-6	.500	1-2	.500	0-0	---	0-4-4	1	8	4	0	0	7
^vs. Marquette (11.21)	35:32	2-8	.250	0-3	.000	0-0	---	0-3-3	3	3	2	0	2	4
^vs. Tennessee (11.22)	38:55	2-4	.500	0-1	.000	1-2	.500	1-2-3	0	8	3	0	0	5
*EASTERN ILLINOIS (11.28)	36:14	0-4	.000	0-1	.000	1-2	.500	1-2-3	1	9	3	1	2	1
*UCONN (12.1)	37:41	1-7	.143	1-1	1.000	0-2	.000	0-2-2	1	6	2	1	1	3
*KANSAS CITY (12.5)	35:26	3-6	.500	2-3	.667	0-0	---	0-1-1	1	7	2	0	1	8
*MISSOURI (12.9)	40:00	3-6	.500	0-1	.000	2-2	1.000	0-2-2	4	5	4	1	1	8
^at Indiana (12.18)	40:00	5-9	.556	2-4	.500	0-0	---	0-2-2	2	5	3	0	2	12
*YALE (12.22)	35:06	3-5	.600	2-3	.667	2-2	1.000	0-1-1	3	6	2	1	4	10
^vs. Wichita State (12.30)	35:30	2-5	.400	2-3	.667	0-0	---	0-0-0	0	9	2	0	2	6
*TCU (1.6)	38:41	3-7	.429	0-1	.000	4-4	1.000	0-3-3	1	8	5	0	0	10
^at UCF (1.10)	37:03	2-8	.250	0-3	.000	1-2	.500	2-0-2	0	8	3	0	1	5
*OKLAHOMA (1.13)	40:00	3-10	.300	1-2	.500	0-0	---	1-0-1	2	8	0	0	3	7
^at Oklahoma State (1.16)	30:60	4-6	.667	0-0	---	3-4	.750	0-2-2	2	3	1	0	3	11
^at West Virginia (1.20)	35:58	2-5	.400	0-2	.000	0-0	---	0-0-0	3	5	0	1	5	4
*CINCINNATI (1.22)	37:35	3-10	.300	1-2	.500	1-1	1.000	0-1-1	2	8	5	0	2	8
^at Iowa State (1.27)	38:27	4-6	.667	1-1	1.000	0-0	---	0-2-2	0	7	2	1	2	9
*OKLAHOMA STATE (1.30)	29:57	5-9	.556	2-3	.667	0-0	---	0-3-3	1	7	1	0	1	12
*HOUSTON (2.3)	37:15	3-4	.750	1-2	.500	0-0	---	0-3-3	1	2	1	1	0	7
at Kansas State (2.5)														
BAYLOR (2.10)														
at Texas Tech (2.12)														
at Oklahoma (2.17)														
TEXAS (2.24)														
BYU (2.27)														
at Baylor (3.2)														
KANSAS STATE (3.5)														
at Houston (3.9)														

^ Starter

## CAREER STATS

SEASON	GP-GS	MIN/AVG	FG-FGA	PCT	3FG-3FGA	PCT	FT-FTA	PCT	O-D-T	AVG	PF-FO	AST	TO	BLK	STL	PTS	AVG
2020-21	30-2	480/16.0	27-56	.482	9-14	.643	8-10	.800	8-26-34	1.1	45-0	65	24	2	29	71	2.4
2021-22	40-39	1158/29.7	87-201	.433	20-61	.328	19-24	.792	15-39-54	1.4	78-0	166	55	11	55	213	5.5
2022-23	36-36	1231/34.2	131-278	.470	30-74	.410	28-47	.600	25-65-90	2.5	58-1	224	73	15	78	320	8.9
2023-24	22-22	782/35.5	61-141	.433	21-46	.457	19-26	.731	5-40-45	2.0	35-0	146	51	9	34	162	7.4
<b>TOTAL</b>	<b>128-99</b>	<b>3651/28.5</b>	<b>307-681</b>	<b>.451</b>	<b>80-196</b>	<b>.408</b>	<b>74-107</b>	<b>.692</b>	<b>53-170-223</b>	<b>1.7</b>	<b>216-1</b>	<b>601</b>	<b>207</b>	<b>38</b>	<b>199</b>	<b>768</b>	<b>6.0</b>



# JOHNNY FURPHY

Freshman • Guard • 6-9 • 202 • Melbourne, Australia • Centre of Excellence • IG: @johnnyfurphy

- 2024 Julius Erving Small Forward of the Year Top-20 Watch List
- Played for Centre of Excellence (CoE) – Australia's development program hosted at the Australian Institute of Sport alongside NBA Global Academy
- Reclassified for the 2023 class and garnered attention when he participated in various NBA Academy events in the United States
- Playing for CoE, averaged 14.3 points and was 22-for-56 (39.3 percent) from three-point range, to go along with 5.6 rebounds in 12 games played in 2023
- Playing for Victoria at the 2023 Australia-U20 Championship, Furphy averaged 13.3 points, 5.0 rebounds and 1.2 steals in six games and made 38.5 percent of his three-point field goals, going 21-for-33 from beyond the arc.
- Father (Richard) played professional Australian Rules Football and brother (Joe) currently plays professional Australian Rules Football.

## CAREER HONORS

Preseason Julius Erving Award Watch List [2024]

## MISCELLANEOUS

	FR	CAREER
Double-Doubles	1	1
10+ Points	8	8
20+ Points	1	1
5+ Rebounds	7	7
10+ Rebounds	1	1
3+ Assists	1	1
2+ 3PT Field Goals	9	9
2+ Steals	4	4
2+ Blocks	1	1
Led Team in Pts.	1	1
Led Team in Rebs.	4	4
Led Team in Assists	-	-
Led Team in Blocks	2	2
Led Team in Steals	-	-

## FURPHY CAREER HIGHS

Points	23	vs. Cincinnati (1.22.24)
Field Goals	7	vs. Cincinnati (1.22.24)
Field Goal Att.	12	at West Virginia (1.20.24)
3PT Field Goals	3	6x, last vs. Houston (2.3.24)
3PT Field Goal Att.	9	at West Virginia (1.20.24)
Free Throws	6	vs. Cincinnati (1.22.24)
Free Throw Att.	9	vs. Cincinnati (1.22.24)
Rebounds	11	vs. Cincinnati (1.22.24)
Assists	3	at West Virginia (1.20.24)
Blocks	2	at Oklahoma State (1.16.24)
Steals	2	4x, last vs. Cincinnati (1.22.24)
Minutes	36	vs. Cincinnati (1.22.24)

## 2023-24 GAME-BY-GAME

OPPONENT (Date)	MP	FG-A	PCT	3PT-A	PCT	FT-A	PCT	O-D-T	PF	A	TO	BLK	ST	TP
NORTH CAROLINA CENTRAL (11.6)	16:58	2-4	.500	2-4	.500	0-0	---	1-4-5	1	2	0	0	1	6
MANHATTAN COLLEGE (11.10)	20:15	6-10	.600	3-7	.429	0-0	---	1-2-3	3	0	2	0	0	15
vs. Kentucky (11.14)	11:57	0-2	.000	0-2	.000	0-0	---	0-1-1	3	0	1	0	0	0
^vs. Chaminade (11.20)	17:00	2-5	.400	0-3	.000	0-0	---	2-0-2	2	1	0	0	2	4
vs. Marquette (11.21)	12:09	2-3	.667	1-2	.500	0-0	---	2-2-4	0	0	1	0	0	5
vs. Tennessee (11.22)	10:49	2-2	1.000	1-1	1.000	0-0	---	0-0-0	1	0	0	0	0	5
EASTERN ILLINOIS (11.28)	14:10	1-4	.250	1-4	.250	3-4	.750	1-2-3	2	0	1	0	1	6
UCONN (12.1)	13:42	2-3	.667	2-3	.667	0-0	---	0-1-1	3	0	1	0	0	6
KANSAS CITY (12.5)	13:36	4-7	.571	2-4	.500	0-0	---	0-2-2	0	0	0	1	2	10
MISSOURI (12.9)	07:39	0-1	.000	0-0	---	0-0	---	1-3-4	3	0	0	0	0	0
at Indiana (12.18)	07:23	0-1	.000	0-1	.000	1-2	.500	0-2-2	1	0	0	1	0	1
YALE (12.22)	-	-	-	-	-	-	-	-	-	-	-	-	-	-
vs. Wichita State (12.30)	13:49	2-6	.333	1-5	.200	2-3	.667	0-3-3	2	0	0	0	0	7
TCU (1.6)	09:58	1-2	.500	1-2	.500	1-2	.500	0-3-3	4	1	1	1	0	4
at UCF (1.10)	17:30	4-8	.500	1-4	.250	0-0	---	2-2-4	1	1	0	0	1	9
^OKLAHOMA (1.13)	19:08	3-8	.375	1-4	.250	0-0	---	2-1-3	3	0	0	0	2	7
^at Oklahoma State (1.16)	32:38	5-6	.833	3-4	.750	2-2	1.000	1-6-7	1	2	0	2	0	15
^at West Virginia (1.20)	31:22	4-12	.333	3-9	.333	2-2	1.000	2-5-7	4	3	0	0	0	13
^CINCINNATI (1.22)	36:36	7-8	.875	3-4	.750	6-9	.667	3-8-11	3	0	2	0	2	23
^at Iowa State (1.27)	34:40	5-8	.625	3-5	.600	2-2	1.000	3-3-6	2	0	1	0	1	15
^OKLAHOMA STATE (1.30)	32:17	4-7	.571	1-3	.333	2-4	.500	1-5-6	2	2	0	1	0	11
^HOUSTON (2.3)	34:42	6-7	.857	3-4	.750	2-4	.500	0-8-8	4	2	0	0	0	17
at Kansas State (2.5)														
BAYLOR (2.10)														
at Texas Tech (2.12)														
at Oklahoma (2.17)														
TEXAS (2.24)														
BYU (2.27)														
at Baylor (3.2)														
KANSAS STATE (3.5)														
at Houston (3.9)														

^ Starter

## CAREER STATS

SEASON	GP-GS	MIN/AVG	FG-FGA	PCT	3FG-3FGA	PCT	FT-FTA	PCT	O-D-T	AVG	PF-FO	AST	TO	BLK	STL	PTS	AVG
2023-24	21-8	408/19.4	62-114	.544	32-75	.427	23-34	.676	22-63-85	4.0	45-0	14	10	6	12	179	8.5
<b>TOTAL</b>	<b>21-8</b>	<b>408/19.4</b>	<b>62-114</b>	<b>.544</b>	<b>32-75</b>	<b>.427</b>	<b>23-34</b>	<b>.676</b>	<b>22-63-85</b>	<b>4.0</b>	<b>45-0</b>	<b>14</b>	<b>10</b>	<b>6</b>	<b>12</b>	<b>179</b>	<b>8.5</b>

# JAMARI MCDOWELL

Freshman • Guard • 6-4 • 180 • Houston, Texas • Manvel HS • Twitter: @jamari\_mcdowell • IG: @\_jammarii

- Can play all three perimeter positions
- A solid shooter who plays with a high motor and above the rim
- Played at Manvel High School in Manvel, Texas, a suburb of Houston, for head coach Chris Wilson
- Was a 2023 UIL Boys 5A All-State and TABC All-Region selection
- Averaged 22.4 points, 8.1 rebounds, 5.4 assists and 3.2 blocked shots per game his senior season as Manvel posted a 21-10 record and won the district title going 10-3
- As a junior, Manvel HS posted a 19-5 record and McDowell averaged 21.7 points, 7.2 rebounds, 5.1 assists and 4.5 steals per game
- Played AAU basketball for the Houston Defenders.



## MISCELLANEOUS

	FR	CAREER
5+ Minutes	9	9
5+ Points	4	4
10+ Points	1	1
5+ Rebounds	1	1
3+ Assists	-	-
2+ 3PT Field Goals	1	1
2+ Steals	-	-
2+ Blocks	-	-
Led Team in Pts.	-	-
Led Team in Rebs.	-	-
Led Team in Assists	-	-
Led Team in Blocks	-	-
Led Team in Steals	-	-

## MCDOWELL CAREER HIGHS

Points	7	vs. Tennessee (11.22.23)
Field Goals	2	2x, last vs. Oklahoma State (1.30.24)
Field Goal Att.	7	vs. Tennessee (11.22.23)
3PT Field Goals	2	vs. Tennessee (11.22.23)
3PT Field Goal Att.	6	vs. Tennessee (11.22.23)
Free Throws	4	vs. Wichita State (12.30.23)
Free Throw Att.	4	vs. Wichita State (12.30.23)
Rebounds	6	vs. Manhattan College (11.10.23)
Assists	2	vs. Marquette (11.21.23)
Blocks	1	2x, last vs. Oklahoma State (1.30.24)
Steals	1	3x, last vs. Wichita State (12.30.23)
Minutes	27	vs. Tennessee (11.22.23)

## 2023-24 GAME-BY-GAME

OPPONENT (Date)	MP	FG-A	PCT	3PT-A	PCT	FT-A	PCT	O-D-T	PF	A	TO	BLK	ST	TP
NORTH CAROLINA CENTRAL (11.6)	-	-	-	-	-	-	-	-	-	-	-	-	-	-
MANHATTAN COLLEGE (11.10)	13:42	1-4	.250	1-2	.500	2-2	1.000	2-4-6	0	1	1	0	1	5
vs. Kentucky (11.14)	03:46	0-0	---	0-0	---	2-2	1.000	0-1-1	0	0	0	0	0	2
vs. Chaminade (11.20)	10:15	1-2	.500	0-1	.000	0-0	---	1-0-1	2	1	0	0	0	2
vs. Marquette (11.21)	09:55	1-5	.200	1-2	.500	0-0	---	0-0-0	2	2	0	0	0	3
vs. Tennessee (11.22)	27:16	2-7	.286	2-6	.333	1-2	.500	1-3-4	1	1	0	1	0	7
EASTERN ILLINOIS (11.28)	07:28	0-1	.000	0-1	.000	1-2	.500	2-1-3	0	1	0	0	1	1
UCONN (12.1)	00:01	0-0	---	0-0	---	0-0	---	0-0-0	0	0	0	0	0	0
KANSAS CITY (12.5)	05:09	0-1	.000	0-1	.000	0-0	---	0-1-1	0	0	0	0	0	0
MISSOURI (12.9)	04:41	0-2	.000	0-1	.000	0-0	---	0-0-0	0	0	0	0	0	0
at Indiana (12.18)	08:22	1-2	.500	1-2	.500	0-0	---	0-1-1	1	1	1	0	0	3
YALE (12.22)	04:54	0-0	---	0-0	---	0-0	---	0-1-1	0	0	0	0	0	0
vs. Wichita State (12.30)	08:01	1-3	.333	0-1	.000	4-4	1.000	3-0-3	0	1	0	0	1	6
TCU (1.6)	01:31	0-0	---	0-0	---	0-0	---	0-0-0	0	0	1	0	0	0
at UCF (1.10)	01:57	0-0	---	0-0	---	0-0	---	0-0-0	0	0	0	0	0	0
OKLAHOMA (1.13)	00:54	0-1	.000	0-1	.000	0-0	---	0-0-0	0	0	0	0	0	0
at Oklahoma State (1.16)	3:00	0-0	---	0-0	---	0-0	---	0-0-0	1	0	0	0	0	0
at West Virginia (1.20)	00:04	0-0	---	0-0	---	0-0	---	0-0-0	1	0	0	0	0	0
CINCINNATI (1.22)	01:39	0-0	---	0-0	---	0-0	---	0-0-0	0	0	0	0	0	0
at Iowa State (1.27)	04:09	0-0	---	0-0	---	0-0	---	0-0-0	0	0	0	0	0	0
OKLAHOMA STATE (1.30)	10:28	2-3	.667	1-2	.500	1-1	1.000	1-2-3	0	1	0	1	0	6
HOUSTON (2.3)	01:31	0-1	.000	0-1	.000	0-0	---	0-0-0	0	0	0	0	0	0
at Kansas State (2.5)														
BAYLOR (2.10)														
at Texas Tech (2.12)														
at Oklahoma (2.17)														
TEXAS (2.24)														
BYU (2.27)														
at Baylor (3.2)														
KANSAS STATE (3.5)														
at Houston (3.9)														

^ Starter

## CAREER STATS

SEASON	GP-GS	MIN/AVG	FG-FGA	PCT	3FG-3FGA	PCT	FT-FTA	PCT	O-D-T	AVG	PF-FO	AST	TO	BLK	STL	PTS	AVG
2023-24	21-0	128/6.1	9-32	.281	6-21	.286	11-13	.846	10-14-24	1.1	8-0	9	3	2	3	35	1.7
<b>TOTAL</b>	<b>21-0</b>	<b>128/6.1</b>	<b>9-32</b>	<b>.281</b>	<b>6-21</b>	<b>.286</b>	<b>11-13</b>	<b>.846</b>	<b>10-14-24</b>	<b>1.1</b>	<b>8-0</b>	<b>9</b>	<b>3</b>	<b>2</b>	<b>3</b>	<b>35</b>	<b>1.7</b>



# WILDER EVERS (EE-vers)

RS-Freshman • G • 6-4 • 185 • Birmingham, Ala. • Oak Mountain HS • Twitter: @EversWilder • IG: @wilderevers

- A walk-on from Birmingham, Alabama, who provides depth at the guard spots
- Has played in three games while at KU.
- Comes from a family with Kansas ties as his brother plays baseball for KU and his parents competed in track and field at KU
- Helped lead Oak Mountain High School to three consecutive trips to Alabama's 7A state quarterfinals, including Final Four appearances in 2020 and 2021 and a state title in 2021
- The 2021 state championship was the first in Oak Mountain history
- A two-time all-county selection his junior and senior seasons
- Played for Chris Love at Oak Mountain
- Averaged 11.8 points, 4.3 rebounds and 3.0 assists per game his senior season

## EVERS CAREER HIGHS

Points	2	2x, last vs. Oklahoma State (1.30.24)
Field Goals	1	2x, last vs. Oklahoma State (1.30.24)
Field Goal Att.	1	3x, last vs. Oklahoma State (1.30.24)
3PT Field Goals	-	-
3PT Field Goal Att.	1	vs. Wichita State (12.30.23)
Free Throws	-	-
Free Throw Att.	-	-
Rebounds	1	2x, last vs. Oklahoma State (1.30.24)
Assists	1	vs. North Carolina Central (11.6.23)
Blocks	-	-
Steals	-	-
Minutes	8	vs. North Carolina Central (11.6.23)

## 2023-24 GAME-BY-GAME

OPPONENT (Date)	MP	FG-A	PCT	3PT-A	PCT	FT-A	PCT	O-D-T	PF	A	TO	BLK	ST	TP
NORTH CAROLINA CENTRAL (11.6)	07:41	1-1	1.000	0-0	---	0-0	---	0-0-0	1	1	0	0	0	2
MANHATTAN COLLEGE (11.10)	-	-	-	-	-	-	-	-	-	-	-	-	-	-
vs. Kentucky (11.14)	-	-	-	-	-	-	-	-	-	-	-	-	-	-
vs. Chaminade (11.20)	-	-	-	-	-	-	-	-	-	-	-	-	-	-
vs. Marquette (11.21)	-	-	-	-	-	-	-	-	-	-	-	-	-	-
vs. Tennessee (11.22)	-	-	-	-	-	-	-	-	-	-	-	-	-	-
EASTERN ILLINOIS (11.28)	-	-	-	-	-	-	-	-	-	-	-	-	-	-
UCONN (12.1)	-	-	-	-	-	-	-	-	-	-	-	-	-	-
KANSAS CITY (12.5)	-	-	-	-	-	-	-	-	-	-	-	-	-	-
MISSOURI (12.9)	-	-	-	-	-	-	-	-	-	-	-	-	-	-
at Indiana (12.18)	-	-	-	-	-	-	-	-	-	-	-	-	-	-
YALE (12.22)	-	-	-	-	-	-	-	-	-	-	-	-	-	-
vs. Wichita State (12.30)	01:18	0-1	.000	0-1	.000	0-0	---	0-1-1	0	0	0	0	0	0
TCU (1.6)	-	-	-	-	-	-	-	-	-	-	-	-	-	-
at UCF (1.10)	-	-	-	-	-	-	-	-	-	-	-	-	-	-
OKLAHOMA (1.13)	-	-	-	-	-	-	-	-	-	-	-	-	-	-
at Oklahoma State (1.16)	-	-	-	-	-	-	-	-	-	-	-	-	-	-
at West Virginia (1.20)	-	-	-	-	-	-	-	-	-	-	-	-	-	-
CINCINNATI (1.22)	-	-	-	-	-	-	-	-	-	-	-	-	-	-
at Iowa State (1.27)	-	-	-	-	-	-	-	-	-	-	-	-	-	-
OKLAHOMA STATE (1.30)	02:12	1-1	1.000	0-0	---	0-0	---	0-1-1	0	0	0	0	0	2
HOUSTON (2.3)	-	-	-	-	-	-	-	-	-	-	-	-	-	-
at Kansas State (2.5)	-	-	-	-	-	-	-	-	-	-	-	-	-	-
BAYLOR (2.10)	-	-	-	-	-	-	-	-	-	-	-	-	-	-
at Texas Tech (2.12)	-	-	-	-	-	-	-	-	-	-	-	-	-	-
at Oklahoma (2.17)	-	-	-	-	-	-	-	-	-	-	-	-	-	-
TEXAS (2.24)	-	-	-	-	-	-	-	-	-	-	-	-	-	-
BYU (2.27)	-	-	-	-	-	-	-	-	-	-	-	-	-	-
at Baylor (3.2)	-	-	-	-	-	-	-	-	-	-	-	-	-	-
KANSAS STATE (3.5)	-	-	-	-	-	-	-	-	-	-	-	-	-	-
at Houston (3.9)	-	-	-	-	-	-	-	-	-	-	-	-	-	-

^ Starter

## CAREER STATS

SEASON	GP-GS	MIN/AVG	FG-FGA	PCT	3FG-3FGA	PCT	FT-FTA	PCT	O-D-T	AVG	PF-FO	AST	TO	BLK	STL	PTS	AVG
2023-24	3-0	11/3.7	2-3	.667	0-1	.000	0-0	---	0-2-2	0.7	1-0	1	0	0	0	4	1.3
<b>TOTAL</b>	<b>3-0</b>	<b>11/3.7</b>	<b>2-3</b>	<b>.667</b>	<b>0-1</b>	<b>.000</b>	<b>0-0</b>	<b>---</b>	<b>0-2-2</b>	<b>0.7</b>	<b>1-0</b>	<b>1</b>	<b>0</b>	<b>0</b>	<b>0</b>	<b>4</b>	<b>1.3</b>



# ELMARKO JACKSON

Freshman • Guard • 6-3 • 195 • Marlton, N.J. • South Kent School • Twitter: @ElmarkoJ • IG: @elmarkojackson

- A highly-rated guard who has great court presence and was ranked as high as No. 19 following the 2022-23 season
- Was a McDonald's All-American in 2022-23
- Averaged 19.0 points and 6.0 assists for South Kent which went 18-3 overall and 8-0 in NEPSAC AAA conference play
- Was on the Naismith Boys High School Player of the Year Watch List, which highlights the top 50 players nationwide in 2022-23
- Transferred to Academy of the New Church in Bryn Athyn, Pennsylvania, where he earned all-state and all-league honors in 2021-22 averaging 17.9 points, 5.7 rebounds, 5.4 assists and 2.0 steals per game
- Ended his high school career ranked No. 19 by 247Sports.com, No. 25 by Rivals.com and No. 26 by ESPN.com.
- Had college offers to play lacrosse coming out of high school.



## MISCELLANEOUS

	FR	CAREER
Double-Doubles	-	-
10+ Points	3	3
5+ Rebounds	-	-
5+ Assists	2	2
10+ Assists	1	1
2+ 3PT Field Goals	2	2
2+ Steals	3	3
2+ Blocks	-	-
Led Team in Pts.	-	-
Led Team in Rebs.	-	-
Led Team in Assists	1	1
Led Team in Blocks	-	-
Led Team in Steals	1	1

## JACKSON CAREER HIGHS

Points	12	vs. Wichita State (12.30.23)
Field Goals	5	vs. Wichita State (12.30.23)
Field Goal Att.	10	vs. Wichita State (12.30.23)
3PT Field Goals	2	2x, last vs. Oklahoma State (1.30.24)
3PT Field Goal Att.	3	4x, last vs. Wichita State (12.30.23)
Free Throws	6	vs. Missouri (12.9.23)
Free Throw Att.	7	vs. Missouri (12.9.23)
Rebounds	4	vs. UConn (12.1.23)
Assists	9	vs. Manhattan College (11.10.23)
Blocks	1	4x, last vs. Oklahoma (1.13.24)
Steals	3	vs. Eastern Illinois (11.28.23)
Minutes	32	vs. UConn (12.1.23)

## 2023-24 GAME-BY-GAME

OPPONENT (Date)	MP	FG-A	PCT	3PT-A	PCT	FT-A	PCT	O-D-T	PF	A	TO	BLK	ST	TP
*NORTH CAROLINA CENTRAL (11.6)	21:17	3-5	.600	0-1	.000	2-2	1.000	0-1-1	3	5	1	0	0	8
*MANHATTAN COLLEGE (11.10)	29:03	3-6	.500	1-3	.333	2-2	1.000	0-2-2	1	9	1	1	1	9
*vs. Kentucky (11.14)	23:42	1-4	.250	0-2	.000	5-6	.833	0-1-1	3	2	3	0	1	7
*vs. Chaminade (11.20)	23:38	2-4	.500	1-2	.500	2-2	1.000	0-2-2	3	3	2	0	0	7
*vs. Marquette (11.21)	20:55	0-4	.000	0-1	.000	0-0	---	0-1-1	1	3	2	0	1	0
*vs. Tennessee (11.22)	13:18	0-2	.000	0-1	.000	4-4	1.000	0-1-1	0	1	1	0	1	4
*EASTERN ILLINOIS (11.28)	22:01	2-6	.333	1-3	.333	0-0	---	0-0-0	3	2	1	1	3	5
*UCONN (12.1)	32:13	2-4	.500	0-2	.000	2-2	1.000	2-2-4	1	2	4	0	1	6
*KANSAS CITY (12.5)	22:48	2-5	.400	1-3	.333	0-0	---	1-0-1	3	3	2	0	0	5
*MISSOURI (12.9)	25:54	2-5	.400	1-2	.500	6-7	.857	0-1-1	4	1	0	0	1	11
*at Indiana (12.18)	24:59	2-6	.333	1-3	.333	0-0	---	0-1-1	1	3	1	0	2	5
*YALE (12.22)	16:51	1-6	.167	0-1	.000	0-0	---	1-2-3	2	2	3	1	0	2
*vs. Wichita State (12.30)	27:07	5-10	.500	2-3	.667	0-0	---	1-1-2	3	2	2	0	1	12
*TCU (1.6)	23:36	0-4	.000	0-1	.000	0-0	---	0-2-2	1	2	1	0	0	0
*at UCF (1.10)	21:48	0-0	---	0-0	---	0-0	---	0-0-0	3	2	2	0	0	0
OKLAHOMA (1.13)	17:53	1-1	1.000	0-0	---	0-0	---	0-2-2	2	0	0	1	0	2
at Oklahoma State (1.16)	12:44	1-3	.333	0-1	.000	0-2	.000	1-0-1	1	1	2	0	1	2
at West Virginia (1.20)	08:16	1-2	.500	0-1	.000	0-0	---	0-1-1	2	0	0	0	0	2
CINCINNATI (1.22)	12:37	0-0	---	0-0	---	2-2	1.000	0-1-1	2	0	0	0	2	2
at Iowa State (1.27)	07:35	0-0	---	0-0	---	0-0	---	0-1-1	3	1	0	0	0	0
*OKLAHOMA STATE (1.30)	25:21	4-8	.500	2-2	1.000	0-0	---	0-2-2	2	1	2	0	0	10
HOUSTON (2.3)	08:41	1-2	.500	0-1	.000	0-0	---	1-1-2	0	1	3	0	0	2
at Kansas State (2.5)														
BAYLOR (2.10)														
at Texas Tech (2.12)														
at Oklahoma (2.17)														
TEXAS (2.24)														
BYU (2.27)														
at Baylor (3.2)														
KANSAS STATE (3.5)														
at Houston (3.9)														

^ Starter

## CAREER STATS

SEASON	GP-GS	MIN/AVG	FG-FGA	PCT	3FG-3FGA	PCT	FT-FTA	PCT	O-D-T	AVG	PF-FO	AST	TO	BLK	STL	PTS	AVG
2023-24	22-16	444/20.2	33-87	.379	10-33	.303	25-29	.862	7-25-32	1.5	44-0	46	33	4	15	101	4.6
<b>TOTAL</b>	<b>22-16</b>	<b>444/20.2</b>	<b>33-87</b>	<b>.379</b>	<b>10-33</b>	<b>.303</b>	<b>25-29</b>	<b>.862</b>	<b>7-25-32</b>	<b>1.5</b>	<b>44-0</b>	<b>46</b>	<b>33</b>	<b>4</b>	<b>15</b>	<b>101</b>	<b>4.6</b>



# PATRICK CASSIDY

Junior • G • 6-1 • 185 • Columbus, Kan. • Columbus Unified HS • Twitter: @patrickcassidy • IG: @patrickcassidy14

- An invited walk-on who will provide depth at the point guard position
- Has played in two games while at Kansas
- Was a two-year manager for the Kansas men's basketball program, including the 2021-22 NCAA National Championship season
- A 2020 all-state selection at Columbus Unified High School (CUHS)
- Was named to the Kansas Basketball Coaches Association (KBCA) Class 3A All-State First Team in 2020
- Scored more than 1,000 points for his career
- A four-sport athlete while at Columbus, also playing football, baseball and track & field
- Racked up more than 1,500 combined yards as a quarterback, scoring 25 touchdowns at CUHS
- An all-conference all-academic selection who was the Class of 2020 valedictorian at CUHS

## CASSIDY CAREER HIGHS

Points	-	-
Field Goals	-	-
Field Goal Att.	2	vs. North Carolina Central (11.6.23)
3PT Field Goals	-	-
3PT Field Goal Att.	1	vs. Wichita State (12.30.23) vs. North Carolina Central (11.6.23)
Free Throws	-	-
Free Throw Att.	-	-
Rebounds	-	-
Assists	-	-
Blocks	-	-
Steals	-	-
Minutes	5	vs. North Carolina Central (11.6.23)

## 2023-24 GAME-BY-GAME

OPPONENT (Date)	MP	FG-A	PCT	3PT-A	PCT	FT-A	PCT	O-D-T	PF	A	TO	BLK	ST	TP
NORTH CAROLINA CENTRAL (11.6)	04:54	1-2	.000	0-1	---	0-0	---	0-0-0	1	0	0	0	0	0
MANHATTAN COLLEGE (11.10)	-	-	-	-	-	-	-	-	-	-	-	-	-	-
vs. Kentucky (11.14)	-	-	-	-	-	-	-	-	-	-	-	-	-	-
vs. Chaminade (11.20)	-	-	-	-	-	-	-	-	-	-	-	-	-	-
vs. Marquette (11.21)	-	-	-	-	-	-	-	-	-	-	-	-	-	-
vs. Tennessee (11.22)	-	-	-	-	-	-	-	-	-	-	-	-	-	-
EASTERN ILLINOIS (11.28)	-	-	-	-	-	-	-	-	-	-	-	-	-	-
UCONN (12.1)	-	-	-	-	-	-	-	-	-	-	-	-	-	-
KANSAS CITY (12.5)	-	-	-	-	-	-	-	-	-	-	-	-	-	-
MISSOURI (12.9)	-	-	-	-	-	-	-	-	-	-	-	-	-	-
at Indiana (12.18)	-	-	-	-	-	-	-	-	-	-	-	-	-	-
YALE (12.22)	-	-	-	-	-	-	-	-	-	-	-	-	-	-
vs. Wichita State (12.30)	01:18	0-1	.000	0-1	.000	0-0	---	0-0-0	0	0	0	0	0	0
TCU (1.6)	-	-	-	-	-	-	-	-	-	-	-	-	-	-
at UCF (1.10)	-	-	-	-	-	-	-	-	-	-	-	-	-	-
OKLAHOMA (1.13)	-	-	-	-	-	-	-	-	-	-	-	-	-	-
at Oklahoma State (1.16)	-	-	-	-	-	-	-	-	-	-	-	-	-	-
at West Virginia (1.20)	-	-	-	-	-	-	-	-	-	-	-	-	-	-
CINCINNATI (1.22)	-	-	-	-	-	-	-	-	-	-	-	-	-	-
at Iowa State (1.27)	-	-	-	-	-	-	-	-	-	-	-	-	-	-
OKLAHOMA STATE (1.30)	-	-	-	-	-	-	-	-	-	-	-	-	-	-
HOUSTON (2.3)	-	-	-	-	-	-	-	-	-	-	-	-	-	-
at Kansas State (2.5)	-	-	-	-	-	-	-	-	-	-	-	-	-	-
BAYLOR (2.10)	-	-	-	-	-	-	-	-	-	-	-	-	-	-
at Texas Tech (2.12)	-	-	-	-	-	-	-	-	-	-	-	-	-	-
at Oklahoma (2.17)	-	-	-	-	-	-	-	-	-	-	-	-	-	-
TEXAS (2.24)	-	-	-	-	-	-	-	-	-	-	-	-	-	-
BYU (2.27)	-	-	-	-	-	-	-	-	-	-	-	-	-	-
at Baylor (3.2)	-	-	-	-	-	-	-	-	-	-	-	-	-	-
KANSAS STATE (3.5)	-	-	-	-	-	-	-	-	-	-	-	-	-	-
at Houston (3.9)	-	-	-	-	-	-	-	-	-	-	-	-	-	-

^ Starter

## CAREER STATS

SEASON	GP-GS	MIN/AVG	FG-FGA	PCT	3FG-3FGA	PCT	FT-FTA	PCT	O-D-T	AVG	PF-FO	AST	TO	BLK	STL	PTS	AVG
2023-24	2-0	6/3.0	0-3	.000	0-2	.000	0-0	---	0-0-0	0.0	1-0	0	0	0	0	0	0.0
<b>TOTAL</b>	<b>2-0</b>	<b>6/3.0</b>	<b>0-3</b>	<b>.000</b>	<b>0-2</b>	<b>.000</b>	<b>0-0</b>	<b>---</b>	<b>0-0-0</b>	<b>0.0</b>	<b>1-0</b>	<b>0</b>	<b>0</b>	<b>0</b>	<b>0</b>	<b>0</b>	<b>0.0</b>

# KEVIN MCCULLAR JR.

GR-Senior • G • 6-7 • 212 • San Antonio, Texas • Wagner HS/Texas Tech • Twitter: @Kevin\_McCullar • IG: @kevinmccullarjr



- On most every mid-season All-America team and national player of the year watch list
- Entered the NBA Draft process following the 2022-23 season and decided to return to Kansas for his fifth year
- A transfer from Texas Tech who was a redshirt senior at Kansas in 2022-23
- A three-time All-Big 12 selection
- Was a Naismith Defensive Player of the Year semifinalist in 2021-22 (at Texas Tech) and 2022-23 (at Kansas)
- Entered 2023-24 with 1,040 points, 589 rebounds, 231 assists and 178 steals for his career
- A three-time Academic All-Big 12 selection
- Graduated in May of 2023 with a liberal arts and sciences degree

## CAREER HONORS

Wooden Award Late Season Top 20; Jerry West Shooting Guard Award Top 10 Candidate; Oscar Robertson National Player of the Week (11.28.23); Big 12 Player of the Week (11.27.23); Naismith Trophy Men's preseason watch list (1 of 50); Preseason All-Big 12 Honorable Mention

**2022-23:** All Big 12 Second Team (Associated Press); All Big 12 Third Team; Big 12 All-Defensive Team; Naismith Defensive Player of the Year Semifinalist (1 of 10); Naismith Defensive Player of the Year Watch List (1 of 15); Wooden Award Preseason Top 50 Watch List; Naismith Preseason Player of the Year Watch List (1 of 50); Jerry West Shooting Guard of the Year Watch List; Preseason All-Big 12 Honorable Mention;

**At Texas Tech:** All-Big 12 Honorable Mention [2022]; Naismith Defensive Player of the Year Semifinalist [2022]; Academic All-Big 12 First Team [2022]; All-Big 12 Honorable Mention [2021]; Academic All-Big 12 First Team [2021]; Academic All-Big 12 First Team [2020]

## MISCELLANEOUS

	FR	SO	JR	SR	GR-SR	CAREER
Double-Doubles	-	2	1	7	2	12
Triple-Doubles	-	-	-	-	2	2
10+ Points	8	14	16	21	21	80
20+ Points	-	-	2	1	11	14
30+ Points	-	-	-	-	1	1
5+ Rebounds	7	15	14	26	18	80
10+ Rebounds	1	2	2	8	2	15
3+ Assists	1	6	18	14	19	58
10+ Assists	-	-	-	-	2	2
3+ 3PT Field Goals	-	1	5	3	4	13
2+ Steals	8	10	12	20	8	58
2+ Blocks	1	2	1	6	1	11
Led Team in Pts. (at KU)	-	-	-	1	9	10
Led Team in Rebs. (at KU)	-	-	-	10	2	12
Led Team in Assists (at KU)	-	-	-	3	5	8
Led Team in Blocks (at KU)	-	-	-	13	4	17
Led Team in Steals (at KU)	-	-	-	13	6	19

## MCCULLAR CAREER HIGHS

Points	34	vs. Yale (12.22.23)
Field Goals	11	vs. Yale (12.22.23)
Field Goal Att.	18	4x, last at Iowa State (1.27.24)
3PT Field Goals	4	3x, last vs. Yale (12.22.23)
3PT Field Goal Att.	9	vs. Grambling (11.12.21) vs. Wisconsin (11.24.22)
Free Throws	13	at Indiana (12.16.23)
Free Throw Att.	16	at Indiana (12.16.23)
Rebounds	13	vs. Kansas State (1.31.23)
Assists	10	vs. Chaminade (11.20.23) vs. Kentucky (11.14.23)
Blocks	4	vs. Baylor (1.16.21)
Steals	6	vs. Texas (3.11.21)
Minutes	44	at Kansas (1.24.22)

## 2023-24 GAME-BY-GAME

OPPONENT (Date)	MP	FG-A	PCT	3PT-A	PCT	FT-A	PCT	O-D-T	PF	A	TO	BLK	ST	TP
*NORTH CAROLINA CENTRAL (11.6)	23:56	8-12	.667	4-7	.571	2-2	1.000	0-6-6	0	5	2	0	0	22
*MANHATTAN COLLEGE (11.10)	25:40	5-9	.556	1-5	.200	4-4	1.000	0-7-7	1	4	1	1	2	15
*vs. Kentucky (11.14)	36:36	3-11	.273	0-3	.000	6-9	.667	0-10-10	4	10	1	1	1	12
*vs. Chaminade (11.20)	34:53	8-14	.571	1-5	.200	5-7	.714	1-10-11	0	10	4	2	3	22
*vs. Marquette (11.21)	37:02	9-14	.643	2-4	.500	4-6	.667	3-5-8	2	3	6	1	1	24
*vs. Tennessee (11.22)	34:22	6-13	.462	0-1	.000	2-3	.667	1-5-6	3	3	7	0	0	14
*EASTERN ILLINOIS (11.28)	36:51	8-18	.444	0-2	.000	2-3	.667	0-3-3	1	5	0	1	1	18
*UCONN (12.1)	35:52	6-10	.600	3-4	.750	6-6	1.000	0-5-5	4	1	1	0	1	21
*KANSAS CITY (12.5)	34:26	9-13	.692	2-2	1.000	5-5	1.000	0-6-6	0	5	2	1	2	25
*MISSOURI (12.9)	38:51	4-15	.267	1-4	.250	8-9	.889	3-6-9	1	4	3	0	3	17
*at Indiana (12.18)	37:15	3-11	.273	2-5	.400	13-16	.813	0-6-6	4	4	2	1	3	21
*YALE (12.22)	37:31	11-18	.611	4-7	.571	8-8	1.000	2-4-6	2	4	1	1	2	34
*vs. Wichita State (12.30)	31:53	5-14	.357	0-4	.000	10-10	1.000	0-7-7	1	2	1	0	2	20
*TCU (1.6)	37:42	6-16	.375	1-5	.200	3-5	.600	0-5-5	3	3	3	0	1	16
*at UCF (1.10)	37:08	5-10	.500	3-5	.600	3-4	.750	1-5-6	2	5	5	0	1	16
*OKLAHOMA (1.13)	38:37	5-12	.417	1-5	.200	10-11	.909	0-4-4	2	4	1	0	1	21
*at Oklahoma State (1.16)	35:12	7-14	.500	1-4	.250	3-3	1.000	1-5-6	1	8	3	0	1	18
*at West Virginia (1.20)	32:20	10-14	.714	2-4	.500	2-3	.667	0-4-4	3	5	1	0	0	24
*CINCINNATI (1.22)	35:24	5-17	.294	2-6	.333	8-12	.667	1-4-5	1	5	1	0	3	20
*at Iowa State (1.27)	37:40	5-18	.278	2-8	.250	4-5	.800	3-4-7	4	3	5	0	1	16
OKLAHOMA STATE (1.30)	-	-	-	-	-	-	-	-	-	-	-	-	-	-
*HOUSTON (2.3)	36:58	7-8	.875	1-2	.500	2-2	1.000	2-5-7	1	3	5	0	1	17
at Kansas State (2.5)														
BAYLOR (2.10)														
at Texas Tech (2.12)														
at Oklahoma (2.17)														
TEXAS (2.24)														
BYU (2.27)														
at Baylor (3.2)														
KANSAS STATE (3.5)														
at Houston (3.9)														

\* Starter

## CAREER STATS

SEASON	GP-GS	MIN/AVG	FG-FGA	PCT	3FG-3FGA	PCT	FT-FTA	PCT	O-D-T	AVG	PF-FO	AST	TO	BLK	STL	PTS	AVG
2019-20*	29-6	537/18.5	65-127	.512	8-28	.286	37-51	.725	30-63-93	3.2	62-1	21	37	9	35	175	6.0
2020-21*	20-19	608/30.4	72-173	.416	13-46	.283	50-71	.704	30-95-125	6.3	60-0	41	30	16	34	207	10.4
2021-22*	29-24	864/29.8	100-249	.402	28-90	.311	66-91	.725	26-107-133	4.6	78-2	89	57	7	41	294	10.1
2022-23	34-33	1042/30.6	123-277	.444	29-98	.296	89-117	.761	41-197-238	7.0	101-4	80	72	25	68	364	10.7
2023-24	21-21	734/35.0	135-281	.480	33-92	.359	110-133	.827	18-116-134	6.4	40-0	96	56	9	30	413	19.7
<b>TOTAL</b>	<b>133-103</b>	<b>3784/28.5</b>	<b>495-1107</b>	<b>.447</b>	<b>111-354</b>	<b>.314</b>	<b>352-463</b>	<b>.760</b>	<b>145-578-723</b>	<b>5.4</b>	<b>341-7</b>	<b>327</b>	<b>252</b>	<b>66</b>	<b>208</b>	<b>1453</b>	<b>10.9</b>

\*AT TEXAS TECH



# MICHAEL JANKOVICH (JANG-koh-vitch)

GR-Senior • G • 6-4 • 190 • Dallas, Texas • Jesuit College Prep / Northfield Mount Herman (Mass.) • Twitter: @michael\_jank • IG: @mjankovich

- An invited walk-on who has played in 39 games while at Kansas, including five in 2023-24
- His 13 games played in 2022-23 were his most for a season
- Played in 10 contests during Kansas' 2022 NCAA National Championship seasons
- Two-time Academic All-Big 12 selection in 2022 and 2023
- Has solid range from beyond the arc
- Son of former SMU head coach Tim Jankovich, who spent five seasons as an assistant coach on Bill Self's staffs at Illinois and Kansas
- Lived in Lawrence from ages 4-8 while his father was on the KU staff
- Graduated in May 2023 with a finance degree.

## CAREER HONORS

Academic All-Big 12 First Team [2023]  
Academic All-Big 12 Second Team [2022]

## MISCELLANEOUS

	FR	SO	JR	SR	GR-SR	CAREER
5+ Minutes	1	-	-	-	2	3
4+ Points	2	-	-	-	2	4
3+ Rebounds	-	-	-	-	-	-
2+ Assists	-	-	-	-	-	-
2+ 3PT Field Goals	-	-	-	-	1	1
2+ Steals	-	-	-	-	-	-
2+ Blocks	-	-	-	-	-	-
Led Team in Pts.	-	-	-	-	-	-
Led Team in Rebs.	-	-	-	-	-	-
Led Team in Assists	-	-	-	-	-	-
Led Team in Blocks	-	-	-	-	-	-
Led Team in Steals	-	-	-	-	-	-

## JANKOVICH CAREER HIGHS

Points	6	vs. Manhattan College (11.10.23)
Field Goals	2	vs. Manhattan College (11.10.23) vs. North Carolina Central (11.6.23)
Field Goal Att.	3	vs. North Carolina Central (11.6.23) vs. Monmouth (11.15.19)
3PT Field Goals	2	vs. Manhattan College (11.10.23)
3PT Field Goal Att.	3	vs. Monmouth (11.15.19)
Free Throws	2	vs. Monmouth (11.15.19)
Free Throw Att.	2	vs. Kansas State (1.21.20) vs. Monmouth (11.15.19)
Rebounds	1	4x, last vs. N.C. Central (11.6.23)
Assists	1	vs. Chaminade (11.25.19)
Blocks	1	vs. Howard (3.16.23)
Steals	1	3x, last at Oklahoma (2.11.23)
Minutes	8	vs. North Carolina Central (11.6.23)

## 2023-24 GAME-BY-GAME

OPPONENT (Date)	MP	FG-A	PCT	3PT-A	PCT	FT-A	PCT	O-D-T	PF	A	TO	BLK	ST	TP
NORTH CAROLINA CENTRAL (11.6)	8:09	2-3	.667	1-2	.500	0-0	---	0-1-1	0	0	1	0	0	5
MANHATTAN COLLEGE (11.10)	7:51	2-2	1.000	2-2	1.000	0-0	---	0-0-0	0	0	0	0	0	6
vs. Kentucky (11.14)	-	-	-	-	-	-	-	-	-	-	-	-	-	-
vs. Chaminade (11.20)	-	-	-	-	-	-	-	-	-	-	-	-	-	-
vs. Marquette (11.21)	-	-	-	-	-	-	-	-	-	-	-	-	-	-
vs. Tennessee (11.22)	-	-	-	-	-	-	-	-	-	-	-	-	-	-
EASTERN ILLINOIS (11.28)	-	-	-	-	-	-	-	-	-	-	-	-	-	-
UCONN (12.1)	-	-	-	-	-	-	-	-	-	-	-	-	-	-
KANSAS CITY (12.5)	-	-	-	-	-	-	-	-	-	-	-	-	-	-
MISSOURI (12.9)	-	-	-	-	-	-	-	-	-	-	-	-	-	-
at Indiana (12.18)	-	-	-	-	-	-	-	-	-	-	-	-	-	-
YALE (12.22)	-	-	-	-	-	-	-	-	-	-	-	-	-	-
vs. Wichita State (12.30)	01:18	0-1	.000	0-1	.000	0-0	---	2-0-2	0	0	0	0	0	0
TCU (1.6)	-	-	-	-	-	-	-	-	-	-	-	-	-	-
at UCF (1.10)	-	-	-	-	-	-	-	-	-	-	-	-	-	-
OKLAHOMA (1.13)	-	-	-	-	-	-	-	-	-	-	-	-	-	-
at Oklahoma State (1.16)	02:26	1-2	.500	1-2	.500	0-0	---	0-0-0	0	0	0	0	0	3
at West Virginia (1.20)	-	-	-	-	-	-	-	-	-	-	-	-	-	-
CINCINNATI (1.22)	-	-	-	-	-	-	-	-	-	-	-	-	-	-
at Iowa State (1.27)	-	-	-	-	-	-	-	-	-	-	-	-	-	-
OKLAHOMA STATE (1.30)	04:22	1-1	1.000	1-1	1.000	0-0	---	0-0-0	0	0	0	0	0	3
HOUSTON (2.3)	-	-	-	-	-	-	-	-	-	-	-	-	-	-
at Kansas State (2.5)	-	-	-	-	-	-	-	-	-	-	-	-	-	-
BAYLOR (2.10)	-	-	-	-	-	-	-	-	-	-	-	-	-	-
at Texas Tech (2.12)	-	-	-	-	-	-	-	-	-	-	-	-	-	-
at Oklahoma (2.17)	-	-	-	-	-	-	-	-	-	-	-	-	-	-
TEXAS (2.24)	-	-	-	-	-	-	-	-	-	-	-	-	-	-
BYU (2.27)	-	-	-	-	-	-	-	-	-	-	-	-	-	-
at Baylor (3.2)	-	-	-	-	-	-	-	-	-	-	-	-	-	-
KANSAS STATE (3.5)	-	-	-	-	-	-	-	-	-	-	-	-	-	-
at Houston (3.9)	-	-	-	-	-	-	-	-	-	-	-	-	-	-

\* Starter

## CAREER STATS

SEASON	GP-GS	MIN/AVG	FG-FGA	PCT	3FG-3FGA	PCT	FT-FTA	PCT	O-D-T	AVG	PF-FO	AST	TO	BLK	STL	PTS	AVG
2019-20	10-0	27/2.7	3-7	.429	3-7	.429	3-4	.750	1-0-1	0.1	2-0	1	3	0	1	12	1.2
2020-21	1-0	3/3.0	0-1	.000	0-1	.000	0-0	---	0-0-0	0.0	1-0	0	0	0	1	0	0.0
2021-22	10-0	16/1.6	2-7	.286	2-7	.286	0-0	---	1-1-2	0.2	3-0	0	0	0	0	6	0.6
2022-23	13-0	23/1.7	5-8	.625	4-7	.571	0-0	---	0-0-0	0.0	1-0	0	0	1	1	14	1.1
2023-24	5-0	22/4.4	6-9	.667	5-8	.625	0-0	---	2-1-3	0.6	0-0	0	1	0	0	17	3.4
<b>TOTAL</b>	<b>39-0</b>	<b>87/2.2</b>	<b>16-32</b>	<b>.500</b>	<b>14-30</b>	<b>.467</b>	<b>3-4</b>	<b>.750</b>	<b>4-2-6</b>	<b>0.2</b>	<b>7-0</b>	<b>1</b>	<b>4</b>	<b>1</b>	<b>3</b>	<b>49</b>	<b>1.3</b>

# DILLON WILHITE

RS-Sophomore • F • 6-9 • 240 • San Diego, Calif. • Cathedral Catholic HS • Twitter: @dillonwhilite • IG: @dillon.wilHITE

- Had played in nine games while at Kansas
- Made his collegiate debut against North Dakota State (11/10/22).
- Was a redshirt on Kansas' 2022 NCAA National Championship team
- Played in five games in 2022-23
- Played two sports – basketball and volleyball – in high school
- Comes from an athletic family as his sisters play volleyball at Georgetown, his father, who grew up in Lawrence, played golf at TCU and he has three cousins who played college football and an aunt who played college golf.



## MISCELLANEOUS

	FR	SO	CAREER
5+ Minutes	-	1	1
3+ Points	-	1	1
5+ Rebounds	-	-	-
2+ Assists	-	-	-
1+ Steals	-	-	-
1+ Blocks	-	-	-
Led Team in Pts.	-	-	-
Led Team in Rebs.	-	-	-
Led Team in Assists	-	-	-
Led Team in Blocks	-	-	-
Led Team in Steals	-	-	-

## WILHITE CAREER HIGHS

Points	3	vs. Manhattan College (11.10.23)
Field Goals	1	vs. Manhattan College (11.10.23)
Field Goal Att.	2	vs. Manhattan College (11.10.23)
3PT Field Goals	-	-
3PT Field Goal Att.	-	-
Free Throws	1	vs. Manhattan College (11.10.23)
Free Throw Att.	2	vs. Manhattan College (11.10.23)
Rebounds	1	3x, last vs. Manhattan College (11.10.23)
Assists	-	-
Blocks	-	-
Steals	-	-
Minutes	5	vs. Manhattan College (11.10.23)

## 2023-24 GAME-BY-GAME

OPPONENT (Date)	MP	FG-A	PCT	3PT-A	PCT	FT-A	PCT	O-D-T	PF	A	TO	BLK	ST	TP
NORTH CAROLINA CENTRAL (11.6)	4:54	0-1	.000	0-0	---	0-2	.000	0-1-1	2	0	1	0	0	0
MANHATTAN COLLEGE (11.10)	2:31	1-2	.500	0-0	---	1-2	.500	1-0-1	1	0	1	0	0	3
vs. Kentucky (11.14)	-	-	-	-	-	-	-	-	-	-	-	-	-	-
vs. Chamaine (11.20)	-	-	-	-	-	-	-	-	-	-	-	-	-	-
vs. Marquette (11.21)	-	-	-	-	-	-	-	-	-	-	-	-	-	-
vs. Tennessee (11.22)	-	-	-	-	-	-	-	-	-	-	-	-	-	-
EASTERN ILLINOIS (11.28)	-	-	-	-	-	-	-	-	-	-	-	-	-	-
UCONN (12.1)	-	-	-	-	-	-	-	-	-	-	-	-	-	-
KANSAS CITY (12.5)	-	-	-	-	-	-	-	-	-	-	-	-	-	-
MISSOURI (12.9)	-	-	-	-	-	-	-	-	-	-	-	-	-	-
at Indiana (12.18)	-	-	-	-	-	-	-	-	-	-	-	-	-	-
YALE (12.22)	-	-	-	-	-	-	-	-	-	-	-	-	-	-
vs. Wichita State (12.30)	01:18	0-0	---	0-0	---	0-0	---	0-0-0	0	0	1	0	0	0
TCU (1.6)	-	-	-	-	-	-	-	-	-	-	-	-	-	-
at UCF (1.10)	-	-	-	-	-	-	-	-	-	-	-	-	-	-
OKLAHOMA (1.13)	-	-	-	-	-	-	-	-	-	-	-	-	-	-
at Oklahoma State (1.16)	-	-	-	-	-	-	-	-	-	-	-	-	-	-
at West Virginia (1.20)	-	-	-	-	-	-	-	-	-	-	-	-	-	-
CINCINNATI (1.22)	-	-	-	-	-	-	-	-	-	-	-	-	-	-
at Iowa State (1.27)	-	-	-	-	-	-	-	-	-	-	-	-	-	-
OKLAHOMA STATE (1.30)	02:12	0-0	---	0-0	---	0-0	---	0-0-0	0	0	0	0	0	0
HOUSTON (2.3)	-	-	-	-	-	-	-	-	-	-	-	-	-	-
at Kansas State (2.5)	-	-	-	-	-	-	-	-	-	-	-	-	-	-
BAYLOR (2.10)	-	-	-	-	-	-	-	-	-	-	-	-	-	-
at Texas Tech (2.12)	-	-	-	-	-	-	-	-	-	-	-	-	-	-
at Oklahoma (2.17)	-	-	-	-	-	-	-	-	-	-	-	-	-	-
TEXAS (2.24)	-	-	-	-	-	-	-	-	-	-	-	-	-	-
BYU (2.27)	-	-	-	-	-	-	-	-	-	-	-	-	-	-
at Baylor (3.2)	-	-	-	-	-	-	-	-	-	-	-	-	-	-
KANSAS STATE (3.5)	-	-	-	-	-	-	-	-	-	-	-	-	-	-
at Houston (3.9)	-	-	-	-	-	-	-	-	-	-	-	-	-	-

^ Starter

## CAREER STATS

SEASON	GP-GS	MIN/AVG	FG-FGA	PCT	3FG-3FGA	PCT	FT-FTA	PCT	O-D-T	AVG	PF-FO	AST	TO	BLK	STL	PTS	AVG
2022-23	5-0	6/1.2	0-0	---	0-0	---	0-0	---	0-1-1	0.1	3-0	0	1	0	0	0	0.0
2023-24	4-0	11/2.8	1-3	.333	0-0	---	1-4	.250	1-1-2	0.5	1-0	0	3	0	0	3	0.8
<b>TOTAL</b>	<b>9-0</b>	<b>17/1.9</b>	<b>1-3</b>	<b>.333</b>	<b>0-0</b>	<b>---</b>	<b>1-4</b>	<b>.250</b>	<b>1-2-3</b>	<b>0.3</b>	<b>4-0</b>	<b>0</b>	<b>4</b>	<b>0</b>	<b>0</b>	<b>3</b>	<b>0.3</b>



# PARKER BRAUN (BROWN)

GR-Senior • F • 6-10 • 235 • Burlington, Kan. • Blue Valley Northwest HS • IG: @parkerlouisbraun

- Graduate transfer from Santa Clara who will be playing his sixth season of college basketball in 2023-24
- Began his career at Missouri, where he was a redshirt in 2018-19, and played two seasons before transferring to Santa Clara the past two seasons
- Came to Kansas with 109 games played and 65 starts, 570 points, 420 rebounds, 102 blocked shots and 39 steals for his career
- Comes from a basketball family, most notably his father (Donny) and brother (Christian) both played at Kansas
- Brother Christian was a member of Kansas' 2022 NCAA National Championship team and is a current member of the 2023 NBA Champion Denver Nuggets.
- Attended Blue Valley Northwest High School in Overland Park, Kansas
- Helped the Huskies capture the 2018 6A state championship, capping off a 21-4 season which ended on a 17-game winning streak
- Played AAU for MoKan Elite

## CAREER HONORS

SEC Academic Honor Roll [2020]

## MISCELLANEOUS

	FR	SO	JR	SR	GR-SR	CAREER
10+ Points	-	-	6	11	2	19
20+ Points	-	-	-	-	-	-
5+ Rebounds	1	1	13	20	3	38
10+ Rebounds	-	-	3	2	-	5
2+ 3PT Field Goals	-	-	3	3	-	6
2+ Steals	-	-	5	1	1	7
2+ Blocks	2	4	11	9	4	30
Led Team in Pts.	-	-	-	-	-	-
Led Team in Rebs.	-	-	-	-	-	-
Led Team in Assists	-	-	-	-	-	-
Led Team in Blocks	-	-	-	-	5	5
Led Team in Steals	-	-	-	-	1	1

## BRAUN CAREER HIGHS

Points	19	vs. Nevada (11.16.21)
Field Goals	9	vs. Nevada (11.16.21)
Field Goal Att.	12	vs. Wyoming (11.30.22) vs. Mount St. Mary's (12.7.21)
3PT Field Goals	2	6x, last vs. Portland St. (12.13.22)
3PT Field Goal Att.	4	4x, last vs. San Francisco (3.4.23)
Free Throws	5	vs. Iona (11.26.22)
Free Throw Att.	6	vs. UC Irvine (12.15.22) vs. Iona (11.26.22)
Rebounds	12	at Pacific (1.14.23) vs. Louisiana Tech (12.4.21)
Assists	5	4x, last vs. Iona (11.26.22)
Blocks	5	vs. Montana (12.19.21)
Steals	3	vs. BYU (1.27.22) vs. Gonzaga (1.15.22)
Minutes	40	vs. San Francisco (3.4.23)

## 2023-24 GAME-BY-GAME

OPPONENT (Date)	MP	FG-A	PCT	3PT-A	PCT	FT-A	PCT	O-D-T	PF	A	TO	BLK	ST	TP
NORTH CAROLINA CENTRAL (11.6)	20:37	5-6	.833	0-1	.000	0-0	---	0-5-5	1	3	1	1	0	10
MANHATTAN COLLEGE (11.10)	17:04	4-4	1.000	1-1	1.000	1-2	.500	1-4-5	2	2	2	3	0	10
vs. Kentucky (11.14)	08:17	1-3	.333	0-0	---	0-0	---	0-2-2	0	0	1	1	0	2
vs. Chaminade (11.20)	09:46	0-1	.000	0-1	.000	0-0	---	1-3-4	2	0	1	0	1	0
vs. Marquette (11.21)	07:24	1-1	1.000	0-0	---	0-0	---	0-1-1	1	0	0	0	0	2
vs. Tennessee (11.22)	09:14	1-1	1.000	0-0	---	0-0	---	0-2-2	0	1	0	1	2	2
EASTERN ILLINOIS (11.28)	05:10	0-0	---	0-0	---	0-0	---	0-0-0	0	0	0	2	0	0
UCONN (12.1)	02:28	0-0	---	0-0	---	0-0	---	0-0-0	0	0	0	0	0	0
KANSAS CITY (12.5)	09:44	2-3	.667	0-0	---	1-2	.500	1-2-3	1	0	0	0	0	5
MISSOURI (12.9)	04:59	2-2	1.000	0-0	---	0-0	---	0-0-0	1	0	0	2	0	4
at Indiana (12.18)	02:01	1-1	1.000	0-0	---	0-0	---	0-0-0	1	0	0	0	0	2
YALE (12.22)	04:31	1-1	1.000	0-0	---	0-0	---	0-1-1	0	0	0	0	0	2
vs. Wichita State (12.30)	09:35	2-3	.667	0-1	.000	0-0	---	0-0-0	4	0	0	1	0	4
TCU (1.6)	05:05	0-0	---	0-0	---	0-0	---	0-0-0	0	1	1	1	0	0
at UCF (1.10)	08:43	1-2	.500	1-1	1.000	0-0	---	0-3-3	1	0	0	1	1	3
OKLAHOMA (1.13)	07:11	1-1	1.000	0-0	---	0-0	---	0-1-1	1	0	0	0	0	2
at Oklahoma State (1.16)	09:48	0-1	.000	0-0	---	2-2	1.000	0-3-3	4	0	0	2	0	2
at West Virginia (1.20)	04:02	0-0	---	0-0	---	0-0	---	0-0-0	1	0	0	0	0	0
CINCINNATI (1.22)	09:52	0-1	.000	0-0	---	0-0	---	0-1-1	1	1	0	0	1	0
at Iowa State (1.27)	04:56	1-1	1.000	0-0	---	0-0	---	1-0-1	1	0	0	0	0	2
OKLAHOMA STATE (1.30)	10:16	0-1	.000	0-1	.000	0-0	---	1-5-6	1	1	3	0	1	0
HOUSTON (2.3)	08:14	1-2	.500	1-1	1.000	2-2	1.000	1-2-3	0	1	0	0	0	5
at Kansas State (2.5)														
BAYLOR (2.10)														
at Texas Tech (2.12)														
at Oklahoma (2.17)														
TEXAS (2.24)														
BYU (2.27)														
at Baylor (3.2)														
KANSAS STATE (3.5)														
at Houston (3.9)														

^ Starter

## CAREER STATS

SEASON	GP-GS	MIN/AVG	FG-FGA	PCT	3FG-3FGA	PCT	FT-FTA	PCT	O-D-T	AVG	PF-FO	AST	TO	BLK	STL	PTS	AVG
2019-20*	24-0	142/5.9	15-20	.750	0-1	.000	3-8	.375	7-17-24	1.0	20-0	6	8	13	4	33	1.4
2020-21*	20-0	185/9.3	20-33	.606	4-10	.400	11-18	.611	10-20-30	1.5	11-0	7	4	14	1	55	2.8
2021-22*	33-32	964/29.2	101-180	.561	13-38	.351	14-29	.483	47-128-175	5.3	56-0	54	50	42	19	229	6.9
2022-23*	33-33	967/29.3	109-197	.553	14-57	.246	21-45	.467	56-135-191	5.8	73-2	66	77	33	15	253	7.7
2023-24	22-0	178/8.1	24-35	.686	3-7	.429	6-8	.750	6-35-41	1.9	23-0	9	9	15	6	57	2.6
<b>TOTAL</b>	<b>132-65</b>	<b>2433/18.4</b>	<b>269-465</b>	<b>.578</b>	<b>34-113</b>	<b>.301</b>	<b>55-108</b>	<b>.509</b>	<b>126-335-461</b>	<b>3.5</b>	<b>188-2</b>	<b>142</b>	<b>148</b>	<b>117</b>	<b>45</b>	<b>627</b>	<b>4.8</b>

\*AT MISSOURI; ^AT SANTA CLARA

# KJ ADAMS JR.

Junior • F • 6-7 • 235 • Austin, Texas • Westlake HS • Twitter: @kj\_atx • IG: @kjadams

- 2022-23 Big 12 Most Improved Player and All-Big 12 Honorable Mention
- Started every game in 2022-23
- Had a solid freshman season where he played in 37 games with one start in Kansas' 2022 NCAA National Championship season.
- Was named to the 2022 Big 12 All-Freshman Team by the conference coaches
- A solid defender used in lock down situations, including the final 4.3 second of the NCAA title game against North Carolina
- Had a solid prep career at Westlake High School going 63-4 in his final two seasons
- Parents (football and basketball) and sister (volleyball) all played NCAA Division I sports
- Played club lacrosse growing up



## CAREER HONORS

- Academic All-Big 12 First Team [2023]
- Big 12 Most Improved Player [2023]
- All Big 12 Honorable Mention [2023]
- Big 12 Player of the Week (1.16.2023)
- Big 12 All-Freshman Team [2022]

## MISCELLANEOUS

	FR.	SO.	JR.	CAREER
Double-Doubles	-	-	2	2
10+ Points	-	20	18	38
20+ Points	-	1	-	1
5+ Rebounds	-	15	9	24
10+ Rebounds	-	-	3	3
2+ Assists	1	21	20	42
2+ 3PT Field Goals	-	-	-	-
2+ Steals	-	7	6	13
2+ Blocks	2	6	3	11
Led Team in Pts.	-	1	2	3
Led Team in Rebs.	-	3	1	4
Led Team in Assists	-	2	2	4
Led Team in Blocks	-	14	4	18
Led Team in Steals	1	3	4	8

## ADAMS CAREER HIGHS

Points	22	vs. Oklahoma (1.10.23)
Field Goals	9	at Missouri (12.10.23)
Field Goal Att.	13	3x, last vs. Missouri (12.9.23)
3PT Field Goals	-	
3PT Field Goal Att.	1	6x, last at UCF (1.10.24)
Free Throws	7	2x, last at Iowa State (1.27.24)
Free Throw Att.	10	3x, last at Iowa State (1.27.24)
Rebounds	11	vs. Wichita State (12.30.23)
Assists	7	vs. Houston (2.3.24)
Blocks	3	vs. Southern Utah (11.18.22)
Steals	4	vs. Kansas City (12.5.23) vs. Harvard (12.22.22)
Minutes	40	vs. Oklahoma (1.13.24)

## 2023-24 GAME-BY-GAME

OPPONENT (Date)	MP	FG-A	PCT	3PT-A	PCT	FT-A	PCT	O-D-T	PF	A	TO	BLK	ST	TP
*NORTH CAROLINA CENTRAL (11.6)	22:49	6-8	.750	0-0	---	0-0	---	0-5-5	1	2	1	0	1	12
*MANHATTAN COLLEGE (11.10)	20:47	7-8	.875	0-0	---	0-0	---	3-2-5	1	1	2	2	1	14
*vs. Kentucky (11.14)	27:26	8-11	.727	0-1	.000	0-3	.000	1-3-4	5	3	0	1	2	16
vs. Chaminade (11.20)	26:08	4-5	.800	0-0	---	0-2	.000	0-1-1	2	4	1	0	1	8
*vs. Marquette (11.21)	32:38	1-4	.250	0-0	---	1-2	.500	1-1-2	2	3	2	0	0	3
*vs. Tennessee (11.22)	33:08	6-9	.667	0-0	---	1-6	.167	1-3-4	3	2	2	0	1	13
*EASTERN ILLINOIS (11.28)	31:50	4-4	1.000	0-0	---	2-3	.667	0-3-3	2	3	2	2	2	10
*UCONN (12.1)	38:30	6-10	.600	0-0	---	6-9	.667	0-5-5	1	2	0	2	1	18
*KANSAS CITY (12.5)	32:55	6-9	.667	0-0	---	6-10	.600	2-5-7	4	6	0	0	4	18
*MISSOURI (12.9)	37:12	7-13	.538	0-0	---	3-4	.750	1-1-2	1	5	5	1	0	17
*at Indiana (12.18)	35:51	6-12	.500	0-0	---	2-3	.667	4-0-4	3	3	3	1	1	14
*YALE (12.22)	35:59	2-8	.250	0-0	---	2-2	1.000	2-0-2	2	4	2	1	2	6
*vs. Wichita State (12.30)	31:37	4-8	.500	0-0	---	1-2	.500	3-8-11	1	5	1	0	0	9
*TCU (1.6)	37:28	7-8	.875	0-0	---	4-5	.800	6-4-10	3	1	2	0	2	18
*at UCF (1.10)	38:02	5-7	.714	0-1	.000	0-1	.000	2-5-7	2	3	4	1	0	10
*OKLAHOMA (1.13)	40:00	5-14	.357	0-0	---	5-5	1.000	3-7-10	2	3	0	1	1	15
*at Oklahoma State (1.16)	34:18	8-10	.800	0-0	---	0-0	---	1-3-4	3	5	2	1	0	16
*at West Virginia (1.20)	38:27	4-6	.667	0-0	---	3-5	.600	1-3-4	2	3	2	0	0	11
*CINCINNATI (1.22)	34:40	5-8	.625	0-0	---	1-2	.500	1-2-3	3	2	3	0	1	11
*at Iowa State (1.27)	26:59	3-6	.500	0-0	---	7-10	.700	2-3-5	5	3	2	0	0	13
*OKLAHOMA STATE (1.30)	30:58	7-7	1.000	0-0	---	2-2	1.000	0-2-2	2	6	2	1	2	16
*HOUSTON (2.3)	36:26	4-5	.800	0-0	---	2-4	.500	0-4-4	2	7	4	1	1	10
at Kansas State (2.5)														
BAYLOR (2.10)														
at Texas Tech (2.12)														
at Oklahoma (2.17)														
TEXAS (2.24)														
BYU (2.27)														
at Baylor (3.2)														
KANSAS STATE (3.5)														
at Houston (3.9)														

\* Starter

## CAREER STATS

SEASON	GP-GS	MIN/AVG	FG-FGA	PCT	3FG-3FGA	PCT	FT-FTA	PCT	O-D-T	AVG	PF-FO	AST	TO	BLK	STL	PTS	AVG
2021-22	37-1	176/4.9	13-25	.520	0-1	.000	12-20	.600	20-10-30	0.8	20-0	10	7	8	2	38	1.1
2022-23	36-36	985/27.3	156-251	.620	0-3	.000	68-112	.610	74-82-156	4.3	106-3	70	55	29	27	380	10.6
2023-24	22-21	723/32.9	115-180	.639	0-2	.000	48-80	.600	34-70-104	4.7	52-2	76	42	15	23	278	12.6
<b>TOTAL</b>	<b>95-58</b>	<b>1879/19.8</b>	<b>284-456</b>	<b>.623</b>	<b>0-6</b>	<b>.000</b>	<b>128-212</b>	<b>.604</b>	<b>128-162-290</b>	<b>3.1</b>	<b>178-5</b>	<b>156</b>	<b>104</b>	<b>52</b>	<b>52</b>	<b>696</b>	<b>7.3</b>



# NICOLAS TIMBERLAKE

GR-Senior • G • 6-4 • 195 • Braintree, Mass. • Kimball Union Academy • Twitter: @NickJTimberlake • IG: @ntimberlake25

- A transfer from Towson who entered the transfer portal following the 2022-23 season
- A two-time All-Colonial Athletic Association (CAA) First Team selection in 2022 and 2023
- Is Towson's all-time leader in three-point field goals made with 233 and three pointers attempted with 614
- Came to Kansas with career totals of 1,522 points (12.5 ppg), 470 rebounds (3.9 rpg), 193 assists (1.6) and 100 steals (2.5).
- Prior to Towson, Timberlake played the 2017-18 season at Kimball Union Academy prep school in New Hampshire
- Graduated from Braintree High School in 2017.
- Father, Jeff, played basketball at Boston University (1985-86 to 1988-89) and was inducted into the BU Athletics Hall of Fame in 1999

## CAREER HONORS

- NABC All-District 10 First Team [2023]
- Colonial Athletic Association All-Tournament Team [2023]
- All-Colonial Athletic Association First Team [2023]
- All-Colonial Athletic Association First Team [2022]
- CAA Commissioner's Academic Honor Roll [2022]
- Las Vegas Invitational All-Tournament Team [2021]
- Colonial Athletic Association Sixth Man of the Year [2020]

## MISCELLANEOUS

	FR	RS-FR	SO	JR	SR	GR-SR	CAREER
10+ Points	3	6	12	21	15	3	60
20+ Points	-	-	1	6	12	-	19
5+ Rebounds	1	11	7	11	14	2	46
3+ Assists	2	1	1	9	13	-	26
3+ 3PT Field Goals	1	1	5	10	16	2	35
2+ Steals	3	5	4	9	7	3	31
2+ Blocks	-	1	-	-	1	-	2
Led Team in Pts.	-	-	-	-	-	-	-
Led Team in Rebs.	-	-	-	-	-	-	-
Led Team in Assists	-	-	-	-	-	-	-
Led Team in Blocks	-	-	-	-	-	-	-
Led Team in Steals	-	-	-	-	-	1	1

## TIMBERLAKE CAREER HIGHS

Points	34	at Col. of Charleston (2.23.23)
Field Goals	12	at Hofstra (2.2.23)
Field Goal Att.	21	at Hofstra (2.2.23)
3PT Field Goals	7	3x, last vs. Delaware (2.16.23)
3PT Field Goal Att.	12	vs. Col. of Charleston (3.6.23)
Free Throws	10	at UNCW (2.25.23)
Free Throw Att.	10	at UNCW (2.25.23)
Rebounds	11	vs. LIU (12.2.21)
Assists	7	vs. William & Mary (2.10.22)
Blocks	2	at Pennsylvania (11.13.22) vs. Northeastern (3.8.20)
Steals	4	Albany (11.7.22)
Minutes	43	at Drexel (2.11.23)

## 2023-24 GAME-BY-GAME

OPPONENT (Date)	MP	FG-A	PCT	3PT-A	PCT	FT-A	PCT	O-D-T	PF	A	TO	BLK	ST	TP
NORTH CAROLINA CENTRAL (11.6)	20:22	4-5	.800	3-4	.750	2-2	1.000	0-0-0	0	1	1	0	0	13
MANHATTAN COLLEGE (11.10)	18:46	1-4	.250	0-3	.000	0-0	---	0-5-5	3	0	3	0	0	2
vs. Kentucky (11.14)	13:37	0-4	.000	0-2	.000	0-0	---	0-2-2	2	0	0	0	0	0
vs. Chaminade (11.20)	11:00	1-5	.200	0-3	.000	0-0	---	0-0-0	0	1	0	0	0	2
vs. Marquette (11.21)	11:49	1-5	.200	1-3	.333	2-4	.500	0-2-2	0	0	0	0	1	5
vs. Tennessee (11.22)	03:05	1-1	1.000	0-0	---	0-0	---	0-0-0	0	0	1	0	0	2
EASTERN ILLINOIS (11.28)	11:26	2-4	.500	1-2	.500	0-0	---	0-3-3	2	2	0	1	0	5
UCONN (12.1)	02:02	0-0	---	0-0	---	0-0	---	0-0-0	0	1	0	0	0	0
KANSAS CITY (12.5)	16:43	1-5	.200	1-5	.200	0-0	---	0-2-2	2	0	0	0	1	3
MISSOURI (12.9)	05:43	1-3	.333	1-2	.500	0-0	---	1-0-1	1	0	1	0	0	3
at Indiana (12.18)	06:18	0-2	.000	0-2	.000	0-1	.000	0-1-1	1	1	0	0	0	0
YALE (12.22)	29:39	5-10	.500	3-7	.429	0-0	---	1-2-3	2	1	0	0	2	13
vs. Wichita State (12.30)	06:51	0-5	.000	0-4	.000	0-0	---	0-1-1	3	0	0	0	1	0
TCU (1.6)	11:04	2-3	.667	1-2	.500	0-0	---	0-1-1	0	1	1	0	1	5
at UCF (1.10)	09:56	2-3	.667	0-1	.000	1-2	.500	0-0-0	2	0	1	0	0	5
OKLAHOMA (1.13)	03:28	0-0	---	0-0	---	0-0	---	0-0-0	0	0	0	0	0	0
at Oklahoma State (1.16)	08:42	1-2	.500	0-0	---	0-0	---	0-2-2	1	0	0	0	2	2
at West Virginia (1.20)	13:47	4-7	.571	2-5	.400	2-2	1.000	0-1-1	1	1	0	0	1	12
CINCINNATI (1.22)	01:57	0-1	.000	0-1	.000	0-0	---	0-0-0	1	0	0	0	0	0
at Iowa State (1.27)	07:30	0-3	.000	0-1	.000	0-0	---	0-1-1	0	0	0	0	0	0
OKLAHOMA STATE (1.30)	24:25	2-8	.250	1-5	.200	2-2	1.000	0-6-6	1	2	1	0	2	7
HOUSTON (2.3)	02:54	0-1	.000	0-1	.000	0-0	---	0-1-1	0	0	1	0	0	0
at Kansas State (2.5)														
BAYLOR (2.10)														
at Texas Tech (2.12)														
at Oklahoma (2.17)														
TEXAS (2.24)														
BYU (2.27)														
at Baylor (3.2)														
KANSAS STATE (3.5)														
at Houston (3.9)														

^ Starter

## CAREER STATS

SEASON	GP-GS	MIN/AVG	FG-FGA	PCT	3FG-3FGA	PCT	FT-FTA	PCT	O-D-T	AVG	PF-FO	AST	TO	BLK	STL	PTS	AVG
2018-19*	9-5	181/20.1	23-58	.397	5-21	.238	7-13	.538	8-17-25	2.8	17-1	12	9	0	8	58	6.4
2019-20*	28-0	555/19.8	60-163	.368	27-82	.329	25-38	.658	23-74-97	3.5	45-0	24	24	5	19	172	6.1
2020-21*	18-18	536/29.8	71-199	.357	31-98	.316	44-54	.815	15-55-70	3.9	32-0	14	30	4	12	217	12.1
2021-22*	34-34	1128/33.2	166-379	.438	78-192	.406	81-101	.802	17-131-148	4.4	60-0	64	60	7	28	491	14.4
2022-23*	33-33	1177/35.7	197-433	.455	92-221	.416	98-116	.845	17-113-130	3.9	68-0	79	78	12	33	584	17.7
2023-24	22-0	240/10.9	28-81	.346	14-53	.264	9-13	.692	2-30-32	1.5	22-0	11	10	1	11	79	3.6
<b>TOTAL</b>	<b>144-91</b>	<b>3813/26.5</b>	<b>545-1313</b>	<b>.415</b>	<b>247-667</b>	<b>.370</b>	<b>264-335</b>	<b>.788</b>	<b>82-420-502</b>	<b>3.5</b>	<b>244-1</b>	<b>204</b>	<b>211</b>	<b>29</b>	<b>111</b>	<b>1601</b>	<b>11.1</b>

\*AT TOWSON





## JUSTIN CROSS

Junior • F • 6-8 • 200 • Oak Park, Ill. • Oak Park River Forest HS • Twitter: @JCross\_4 • IG: @justin.cross4

- An invited walk-on who played junior college basketball at John A. Logan College in Carterville, Illinois
- Started three of 35 games played and averaged 2.8 points, 4.4 rebounds and 1.4 blocked shots per game his sophomore season
- John A. Logan College won the 2023 NJCAA D1 National Championship, boasting a 33-2 record
- Averaged 12 minutes, 3.3 points and 3.0 rebounds in the Vols four victories in the NJCAA Tournament
- Had a career-high 10 points versus Lake Land College (2/25), going 4-for-5 from the field
- Played high school at Oak Park River Forest HS in Oak Park, Illinois
- Father, Gene, played college basketball at Illinois (1990-94) and coached at UIC, DePaul, Virginia and Notre Dame as an assistant and was head coach at Toledo from 2008-10



## CHRIS CARTER

RS-Freshman • G • 6-4 • 190 • Indio, Calif. • Shadow Hills HS • IG: @chr2

- An invited walk-on who was a redshirt at Cal State Northridge in 2022-23 and entered the transfer portal in May 2023
- Will provide depth at both guard positions
- Played AAU basketball for Elev8Elite
- Played three seasons at Shadow Hills High School in Indio, Calif.
- Earned several awards including Desert Empire League MVP in 2022 and first-team all-league twice
- Helped his team win the CIF-SS Division 3 title in 2020 while his team won the league championship in 2020 and 2022
- Also was a high jumper on the track & field team as a junior and senior
- Won the Desert League High Jump championship in 2021 before finishing as runner-up in 2022



## ZACH CLEMENCE

Junior • F • 6-11 • 230 • San Antonio, Texas • Sunrise Christian Academy (Kan.) • Twitter: @BIGZTEXAS • IG: @zachary\_clemence

- Plans to redshirt the 2023-24 season
- Had a solid freshman season where he appeared in 24 games in Kansas' 2022 NCAA National Championship season.
- A great shooter and being 6-foot-10, can play multiple positions and be a tough matchup
- Played his junior and senior seasons at Sunrise Academy in Bel Aire, Kansas, which is near Wichita
- Was ranked No. 34 by ESPN100, No. 35 by Rivals.com and No. 40 by 247Sports.com following his senior high school season.
- Grew up on a ranch before moving away to play prep basketball
- Attended Bill Self Basketball Camp and one of his counselors was 2021-22 super-senior Mitch Lightfoot



## CHARLIE MCCARTHY

RS-Sophomore • G • 6-2 • 195 • Rancho Mirage, Calif. • Shadow Hills HS • IG: @chmac13

- A member of Kansas' 2022 NCAA National Championship team.
- Comes from a KU family as both parents are two of 23 family members who have graduated from KU with many still residing in the Lawrence, Kansas City and Salina, Kansas, areas.
- Averaged 12.0 points, 8.0 rebounds, 5.0 assists and 1.5 steals per game in 2020-21 at Shawdow Hills HS in Indio, Calif.
- Averaged 11.5 points per game his junior year at Palm Desert HS in Palm Desert, Calif., where his team advanced to state.
- Earned all-league honors his junior and senior seasons.
- His father, Kent, played baseball at KU.
- Has an older sister, Annie, who attends KU, and a younger sister, Molly, who is a freshman on the KU volleyball team.
- Great grandfather was Howard Engleman, who played basketball at KU for coach Phog Allen and had his KU jersey retired in 2003.
- As a youth, attended numerous Kansas Bill Self Basketball Camps.

# 2023-24 OVERALL STATS

## Game Records

Record	Overall	Home	Away	Neutral
ALL GAMES	18-4	12-0	2-3	4-1
CONFERENCE	6-3	5-0	1-3	0-0
NON-CONFERENCE	12-1	7-0	1-0	4-1

## Score by Periods

Team	1st	2nd	OT	TOT
Kansas	877	864	0	1741
Opponents	709	776	0	1485

## Team Box Score

No.	Player	Total			3-Point			F-Throw		Rebounds				PF	DQ	A	TO	BLK	STL	PTS	AVG	
		GP-GS	MIN	AVG	FG-FGA	FG%	3FG-3FGA	3FG%	FT-FTA	FT%	OFF	DEF	TOT									AVG
15	MCCULLAR JR., Kevin	21-21	736:08	35.1	135-281	.480	33-92	.359	110-133	.827	18	116	134	6.4	40	0	96	56	9	30	413	19.7
1	DICKINSON, Hunter	22-22	706:29	32.1	176-297	.593	17-46	.370	44-61	.721	55	189	244	11.1	43	0	47	41	29	25	413	18.8
24	ADAMS, JR., KJ	22-21	724:08	32.9	115-180	.639	0-2	.000	48-80	.600	34	70	104	4.7	52	2	76	42	15	23	278	12.6
10	FURPHY, Johnny	21-8	408:18	19.4	62-114	.544	32-75	.427	23-34	.676	22	63	85	4.0	45	0	14	10	6	12	179	8.5
3	HARRIS JR., Dajuan	22-22	781:51	35.5	61-141	.433	21-46	.457	19-26	.731	5	40	45	2.0	35	0	146	51	9	34	162	7.4
13	JACKSON, Elmarko	22-16	442:16	20.1	33-87	.379	10-33	.303	25-29	.862	7	25	32	1.5	44	0	46	33	4	15	101	4.6
25	TIMBERLAKE, Nicolas	22-0	241:05	11.0	28-81	.346	14-53	.264	9-13	.692	2	30	32	1.5	22	0	11	10	1	11	79	3.6
20	JANKOVICH, Michael	5-0	23:46	4.8	6-9	.667	5-8	.625	0-0	.000	2	1	3	0.6	0	0	0	1	0	0	17	3.4
23	BRAUN, Parker	22-0	178:57	8.1	24-35	.686	3-7	.429	6-8	.750	6	35	41	1.9	23	0	9	9	15	6	57	2.6
11	MCDOWELL, Jamari	21-0	128:43	6.1	9-32	.281	6-21	.286	11-13	.846	10	14	24	1.1	8	0	9	3	2	3	35	1.7
12	EVERS, Wilder	3-0	11:11	3.7	2-3	.667	0-1	.000	0-0	.000	0	2	2	0.7	1	0	1	0	0	0	4	1.3
22	WILHITE, Dillon	4-0	10:55	2.7	1-3	.333	0-0	.000	1-4	.250	1	1	2	0.5	3	0	0	3	0	0	3	0.8
14	CASSIDY, Patrick	2-0	06:12	3.1	0-3	.000	0-2	.000	0-0	.000	0	0	0	0.0	1	0	0	0	0	0	0	0.0
Team											23	50	73				6					
<b>Total</b>		<b>22</b>	<b>4400</b>		<b>652-1266</b>	<b>.515</b>	<b>141-386</b>	<b>.365</b>	<b>296-401</b>	<b>.738</b>	<b>185</b>	<b>636</b>	<b>821</b>	<b>37.3</b>	<b>317</b>	<b>2</b>	<b>455</b>	<b>265</b>	<b>90</b>	<b>159</b>	<b>1741</b>	<b>79.1</b>
<b>Opponents</b>		<b>22</b>	<b>4400</b>		<b>532-1350</b>	<b>.394</b>	<b>173-540</b>	<b>.320</b>	<b>248-354</b>	<b>.701</b>	<b>227</b>	<b>481</b>	<b>708</b>	<b>32.2</b>	<b>364</b>	<b>6</b>	<b>260</b>	<b>260</b>	<b>61</b>	<b>156</b>	<b>1485</b>	<b>67.5</b>

## Team Statistics

	KU	OPP
<b>Scoring</b>	<b>1741</b>	<b>1485</b>
Points per game	79.1	67.5
Scoring margin	+11.6	-
<b>Field goals-att</b>	<b>652-1266</b>	<b>532-1350</b>
Field goal pct	.515	.394
<b>3 point fg-att</b>	<b>141-386</b>	<b>173-540</b>
3-point FG pct	.365	.320
3-pt FG made per game	6.4	7.9
<b>Free throws-att</b>	<b>296-401</b>	<b>248-354</b>
Free throw pct	.738	.701
F-Throws made per game	13.5	11.3
<b>Rebounds</b>	<b>821</b>	<b>708</b>
Rebounds per game	37.3	32.2
Rebounding margin	+5.1	-
<b>Assists</b>	<b>455</b>	<b>260</b>
Assists per game	20.7	11.8
<b>Turnovers</b>	<b>265</b>	<b>260</b>
Turnovers per game	12.0	11.8
Turnover margin	-0.2	-
Assist/turnover ratio	1.7	1.0
<b>Steals</b>	<b>159</b>	<b>156</b>
Steals per game	7.2	7.1
<b>Blocks</b>	<b>90</b>	<b>61</b>
Blocks per game	4.1	2.8
<b>Winning streak</b>	<b>2</b>	<b>-</b>
Home win streak	12	-
<b>Attendance</b>	<b>195600</b>	<b>61736</b>
Home games-Avg/Game	12-16300	5-12347
Neutral site-Avg/Game	-	5-10568

## Team Results

Date	Opponent		Score	Att.
11/06/2023	N.C. Central	W	99-56	16300
11/10/2023	Manhattan	W	99-61	16300
11/14/2023	vs Kentucky	W	89-84	18780
11/20/2023	vs Chaminade	W	83-56	4936
11/21/2023	vs Marquette	L	59-73	5257
11/22/2023	vs Tennessee	W	69-60	5164
11/28/2023	Eastern Ill.	W	71-63	16300
12/01/2023	UConn	W	69-65	16300
12/05/2023	Kansas City	W	88-69	16300
12/09/2023	Missouri	W	73-64	16300
12/16/2023	at Indiana	W	75-71	17222
12/22/2023	Yale	W	75-60	16300
12/30/2023	vs Wichita St.	W	86-67	18702
01/06/2024	TCU	W	83-81	16300
01/10/2024	at UCF	L	60-65	9469
01/13/2024	Oklahoma	W	78-66	16300
01/16/2024	at Oklahoma St.	W	90-66	8570
01/20/2024	at West Virginia	L	85-91	12208
01/22/2024	Cincinnati	W	74-69	16300
01/27/2024	at Iowa St.	L	75-79	14267
01/30/2024	Oklahoma St.	W	83-54	16300
02/03/2024	Houston	W	78-65	16300

# 2023-24 CONFERENCE STATS

## Game Records

Record	Overall	Home	Away	Neutral
ALL GAMES	6-3	5-0	1-3	0-0
CONFERENCE	6-3	5-0	1-3	0-0
NON-CONFERENCE	0-0	0-0	0-0	0-0

## Score by Periods

Team	1st	2nd	OT	TOT
Kansas	363	343	0	706
Opponents	309	327	0	636

## Team Box Score

No.	Player	Total			3-Point		F-Throw		Rebounds				PF DQ A TO BLK STL PTS AVG									
		GP-GS	MIN	AVG	FG-FGA	FG%	3FG-3FGA	3FG%	FT-FTA	FT%	OFF	DEF	TOT	AVG	PF	DQ	A	TO	BLK	STL	PTS	AVG
1	DICKINSON, Hunter	9-9	290:08	32.2	75-130	.577	4-21	.190	18-25	.720	20	61	81	9.0	24	0	22	18	12	8	172	19.1
15	MCCULLAR JR., Kevin	8-8	291:01	36.4	50-109	.459	13-39	.333	35-45	.778	8	36	44	5.5	17	0	36	24	0	9	148	18.5
24	ADAMS, JR., KJ	9-9	317:18	35.3	48-71	.676	0-1	.000	24-34	.706	16	33	49	5.4	24	1	33	21	5	7	120	13.3
10	FURPHY, Johnny	9-7	248:51	27.6	39-66	.591	19-39	.487	17-25	.680	14	41	55	6.1	24	0	11	4	4	6	114	12.7
3	HARRIS JR., Dajuan	9-9	325:56	36.2	29-65	.446	6-16	.375	9-11	.818	3	14	17	1.9	12	0	56	18	3	17	73	8.1
25	TIMBERLAKE, Nicolas	9-0	83:43	9.3	11-28	.393	4-16	.250	5-6	.833	0	12	12	1.3	6	0	4	4	0	6	31	3.4
20	JANKOVICH, Michael	2-0	06:48	3.4	2-3	.667	2-3	.667	0-0	.000	0	0	0	0.0	0	0	0	0	0	0	6	3.0
13	JACKSON, Elmarko	9-3	138:31	15.4	8-20	.400	2-6	.333	2-4	.500	2	10	12	1.3	16	0	8	10	1	3	20	2.2
12	EVERS, Wilder	1-0	02:12	2.2	1-1	1.000	0-0	.000	0-0	.000	0	1	1	1.0	0	0	0	0	0	0	2	2.0
23	BRAUN, Parker	9-0	68:07	7.6	4-9	.444	2-3	.667	4-4	1.000	3	15	18	2.0	10	0	4	4	4	3	14	1.6
11	MCDOWELL, Jamari	9-0	25:12	2.8	2-5	.400	1-4	.250	1-1	1.000	1	2	3	0.3	2	0	1	1	1	0	6	0.7
22	WILHITE, Dillon	1-0	02:12	2.2	0-0	.000	0-0	.000	0-0	.000	0	0	0	0.0	0	0	0	0	0	0	0	0.0
Team											6	17	23					3				
<b>Total</b>		<b>9</b>	<b>1800</b>		<b>269-507</b>	<b>.531</b>	<b>53-148</b>	<b>.358</b>	<b>115-155</b>	<b>.742</b>	<b>73</b>	<b>242</b>	<b>315</b>	<b>35.0</b>	<b>135</b>	<b>1</b>	<b>175</b>	<b>107</b>	<b>30</b>	<b>59</b>	<b>706</b>	<b>78.4</b>
<b>Opponents</b>		<b>9</b>	<b>1800</b>		<b>220-535</b>	<b>.411</b>	<b>73-209</b>	<b>.349</b>	<b>123-170</b>	<b>.724</b>	<b>95</b>	<b>184</b>	<b>279</b>	<b>31.0</b>	<b>146</b>	<b>1</b>	<b>114</b>	<b>100</b>	<b>24</b>	<b>64</b>	<b>636</b>	<b>70.7</b>

## Team Statistics

	KU	OPP
<b>Scoring</b>	<b>706</b>	<b>636</b>
Points per game	78.4	70.7
Scoring margin	+7.8	-
<b>Field goals-att</b>	<b>269-507</b>	<b>220-535</b>
Field goal pct	.531	.411
<b>3 point fg-att</b>	<b>53-148</b>	<b>73-209</b>
3-point FG pct	.358	.349
3-pt FG made per game	5.9	8.1
<b>Free throws-att</b>	<b>115-155</b>	<b>123-170</b>
Free throw pct	.742	.724
F-Throws made per game	12.8	13.7
<b>Rebounds</b>	<b>315</b>	<b>279</b>
Rebounds per game	35.0	31.0
Rebounding margin	+4.0	-
<b>Assists</b>	<b>175</b>	<b>114</b>
Assists per game	19.4	12.7
<b>Turnovers</b>	<b>107</b>	<b>100</b>
Turnovers per game	11.9	11.1
Turnover margin	-0.8	-
Assist/turnover ratio	1.6	1.1
<b>Steals</b>	<b>59</b>	<b>64</b>
Steals per game	6.6	7.1
<b>Blocks</b>	<b>30</b>	<b>24</b>
Blocks per game	3.3	2.7
<b>Winning streak</b>	<b>2</b>	<b>-</b>
Home win streak	5	-
<b>Attendance</b>	<b>81500</b>	<b>44514</b>
Home games-Avg/Game	5-16300	4-11129
Neutral site-Avg/Game	-	0-0

## Team Results

Date	Opponent		Score	Att.
01/06/2024	TCU	W	83-81	16300
01/10/2024	at UCF	L	60-65	9469
01/13/2024	Oklahoma	W	78-66	16300
01/16/2024	at Oklahoma St.	W	90-66	8570
01/20/2024	at West Virginia	L	85-91	12208
01/22/2024	Cincinnati	W	74-69	16300
01/27/2024	at Iowa St.	L	75-79	14267
01/30/2024	Oklahoma St.	W	83-54	16300
02/03/2024	Houston	W	78-65	16300

# KANSAS GAME-BY-GAME

Opponent	Date	Score	Total		3-Pointers		Free throws		Rebounds				PF	A	TO	BLK	STL	PTS	AVG
			FG-FGA	PCT	3FG-3FGA	PCT	FT-FTA	PCT	OFF	DEF	TOT	AVG							
N.C. Central	11/06/2023	99-56 W	39-56	.696	13-23	.565	8-10	.800	4	33	37	37.0	13	34	10	3	4	99	99.0
Manhattan	11/10/2023	99-61 W	38-67	.567	10-26	.385	13-16	.813	11	34	45	41.0	15	25	14	9	7	99	99.0
vs Kentucky	11/14/2023	89-84 W	28-59	.475	6-18	.333	27-36	.750	8	37	45	42.3	23	22	14	4	7	89	95.7
vs Chaminade	11/20/2023	83-56 W	36-60	.600	4-19	.211	7-11	.636	7	34	41	42.0	12	29	15	2	9	83	92.5
vs Marquette	11/21/2023	59-73 L	22-54	.407	6-17	.353	9-16	.563	10	24	34	40.4	12	17	18	2	7	59	85.8
vs Tennessee	11/22/2023	69-60 W	27-52	.519	4-12	.333	11-22	.500	5	40	45	41.2	9	18	15	3	5	69	83.0
Eastern Ill.	11/28/2023	71-63 W	28-56	.500	3-14	.214	12-18	.667	9	24	33	40.0	11	24	10	11	11	71	81.3
UConn	12/01/2023	69-65 W	23-46	.500	9-14	.643	14-20	.700	5	26	31	38.9	14	13	8	7	4	69	79.8
Kansas City	12/05/2023	88-69 W	33-61	.541	8-20	.400	14-19	.737	7	30	37	38.7	15	23	7	3	11	88	80.7
Missouri	12/09/2023	73-64 W	25-56	.446	3-10	.300	20-23	.870	13	29	42	39.0	16	16	16	4	6	73	79.9
at Indiana	12/16/2023	75-71 W	26-61	.426	6-18	.333	17-24	.708	9	27	36	38.7	15	18	11	4	9	75	79.5
Yale	12/22/2023	75-60 W	27-57	.474	9-20	.450	12-12	1.000	10	22	32	38.2	12	18	12	6	10	75	79.1
vs Wichita St.	12/30/2023	86-67 W	31-74	.419	7-27	.259	17-19	.895	14	34	48	38.9	15	23	8	2	10	86	79.6
TCU	01/06/2024	83-81 W	32-60	.533	5-14	.357	14-19	.737	16	24	40	39.0	14	18	18	2	5	83	79.9
at UCF	01/10/2024	60-65 L	24-47	.511	6-18	.333	6-11	.545	8	24	32	38.5	15	20	18	2	6	60	78.5
Oklahoma	01/13/2024	78-66 W	29-66	.439	3-15	.200	17-18	.944	10	28	38	38.5	14	17	2	7	7	78	78.5
at Oklahoma St.	01/16/2024	90-66 W	36-58	.621	5-13	.385	13-18	.722	6	27	33	38.2	17	21	11	7	7	90	79.2
at West Virginia	01/20/2024	85-91 L	32-60	.533	7-23	.304	14-18	.778	5	17	22	37.3	19	22	7	3	8	85	79.5
Cincinnati	01/22/2024	74-69 W	24-52	.462	6-14	.429	20-28	.714	6	23	29	36.8	17	17	11	1	12	74	79.2
at Iowa St.	01/27/2024	75-79 L	27-60	.450	7-20	.350	14-19	.737	11	29	40	37.0	17	18	12	1	5	75	79.0
Oklahoma St.	01/30/2024	83-54 W	34-59	.576	8-18	.444	7-9	.778	5	36	41	37.2	12	22	10	4	7	83	79.2
Houston	02/03/2024	78-65 W	31-45	.689	6-13	.462	10-15	.667	6	34	40	37.3	10	20	18	3	2	78	79.1
<b>Total</b>		<b>1741</b>	<b>652-1266</b>	<b>.515</b>	<b>141-386</b>	<b>.365</b>	<b>296-401</b>	<b>.738</b>	<b>185</b>	<b>636</b>	<b>821</b>	<b>37.3</b>	<b>317</b>	<b>455</b>	<b>265</b>	<b>90</b>	<b>159</b>	<b>1741</b>	<b>79.1</b>

# OPPONENT GAME-BY-GAME

Opponent	Date	Score	Total		3-Pointers		Free throws		Rebounds				PF	A	TO	BLK	STL	PTS	AVG
			FG-FGA	PCT	3FG-3FGA	PCT	FT-FTA	PCT	OFF	DEF	TOT	AVG							
N.C. Central	11/06/2023	99-56 W	20-57	.351	6-23	.261	10-18	.556	9	14	23	23.0	13	7	9	1	7	56	56.0
Manhattan	11/10/2023	99-61 W	23-68	.338	8-26	.308	7-11	.636	12	20	32	27.5	16	10	18	1	5	61	58.5
vs Kentucky	11/14/2023	89-84 W	25-76	.329	12-38	.316	22-30	.733	15	27	42	32.3	22	14	8	3	9	84	67.0
vs Chaminade	11/20/2023	83-56 W	21-62	.339	6-31	.194	8-10	.800	8	18	26	30.8	16	10	13	1	10	56	64.3
vs Marquette	11/21/2023	59-73 L	29-64	.453	6-25	.240	9-12	.750	12	24	36	31.8	14	13	12	4	11	73	66.0
vs Tennessee	11/22/2023	69-60 W	22-71	.310	9-33	.273	7-8	.875	9	26	35	32.3	18	12	6	3	11	60	65.0
Eastern Ill.	11/28/2023	71-63 W	23-59	.390	9-22	.409	8-10	.800	13	23	36	32.9	20	12	16	4	5	63	64.7
UConn	12/01/2023	69-65 W	23-56	.411	11-28	.393	8-15	.533	10	22	32	32.8	18	9	8	4	3	65	64.8
Kansas City	12/05/2023	88-69 W	26-65	.400	8-27	.296	9-13	.692	10	26	36	33.1	17	12	13	1	3	69	65.2
Missouri	12/09/2023	73-64 W	24-58	.414	7-21	.333	9-13	.692	7	18	25	32.3	19	11	12	5	8	64	65.1
at Indiana	12/16/2023	75-71 W	25-59	.424	6-16	.375	15-22	.682	10	28	38	32.8	21	10	14	2	6	71	65.6
Yale	12/22/2023	75-60 W	23-54	.426	8-21	.381	6-8	.750	10	20	30	32.6	10	13	16	6	7	60	65.2
vs Wichita St.	12/30/2023	86-67 W	28-66	.424	4-20	.200	7-14	.500	7	31	38	33.0	14	13	15	2	7	67	65.3
TCU	01/06/2024	83-81 W	30-65	.462	8-21	.381	13-16	.813	11	17	28	32.6	17	17	9	3	16	81	66.4
at UCF	01/10/2024	60-65 L	22-52	.423	7-20	.350	14-18	.778	9	19	28	32.3	13	12	13	7	8	65	66.3
Oklahoma	01/13/2024	78-66 W	24-60	.400	6-20	.300	12-17	.706	11	28	39	32.8	16	8	11	3	0	66	66.3
at Oklahoma St.	01/16/2024	90-66 W	21-53	.396	6-21	.286	18-24	.750	7	18	25	32.3	16	11	14	0	9	66	66.3
at West Virginia	01/20/2024	85-91 L	29-56	.518	12-21	.571	21-25	.840	9	22	31	32.2	18	19	13	2	3	91	67.7
Cincinnati	01/22/2024	74-69 W	24-61	.393	3-18	.167	18-23	.783	16	24	40	32.6	23	7	16	2	6	69	67.7
at Iowa St.	01/27/2024	75-79 L	28-61	.459	14-30	.467	9-18	.500	10	24	34	32.7	17	18	11	5	8	79	68.3
Oklahoma St.	01/30/2024	83-54 W	17-58	.293	8-29	.276	12-19	.632	9	21	30	32.6	14	8	10	1	6	54	67.6
Houston	02/03/2024	78-65 W	25-69	.362	9-29	.310	6-10	.600	13	11	24	32.2	12	14	3	1	8	65	67.5
<b>Total</b>		<b>1485</b>	<b>532-1350</b>	<b>.394</b>	<b>173-540</b>	<b>.320</b>	<b>248-354</b>	<b>.701</b>	<b>227</b>	<b>481</b>	<b>708</b>	<b>32.2</b>	<b>364</b>	<b>260</b>	<b>260</b>	<b>61</b>	<b>156</b>	<b>1485</b>	<b>67.5</b>

## INDIVIDUAL SUPERLATIVES

CATEGORY	KANSAS	OPPONENT
Points Scored	34 by Kevin McCullar Jr. vs. Yale (12.22.23)	31 by Tristen Newton of UConn (12.1.23)
Total Field Goals	15 by Hunter Dickinson vs. Chaminade (11.20.23)	10 by Tristen Newton of UConn (12.1.23)
Total FGs Attempted	20 by Hunter Dickinson vs. TCU (1.6.24)	25 by Antonio Reeves of Kentucky (11.14.23)
Highest FG% (5 made)	100.0 (7-7) by KJ Adams Jr. vs. Oklahoma State (1.30.24)	75.0, 2x last was (9-12) by Trevian Tennyson of TCU (1.6.24)
Highest FG% (10 made)	83.3 (15-18) by Hunter Dickinson vs. Chaminade (11.20.23)	70.6 (12-17) by Trey Galloway of Indiana (12.16.23)
3-Point Field Goals	5 by Dajuan Harris Jr. vs. Kentucky (11.14.23)	6, 3x last by LJ Cryer of Houston (2.3.24)
3-Pt. FGs Attempted	9 by Johnny Furphy at West Virginia (1.20.24)	17 by Antonio Reeves of Kentucky (11.14.23)
3-Point FG% (min. 3 made)	100.0 (3-3) by Hunter Dickinson vs. North Carolina Central (11.6.23)	100.0 (3-3) by Seth Wilson of West Virginia (1.20.24)
Free Throws	13 by Kevin McCullar Jr. at Indiana (12.16.23)	7, 3x last by Bryce Thompson of Oklahoma State (1.16.24)
Free Throws Attempted	16 by Kevin McCullar Jr. at Indiana (12.16.23)	9 by Brandon Garrison of Oklahoma State (1.30.24)
Free Throw % (min. 5 made)	5x, last was 100.0 (5-5) by KJ Adams Jr. vs. Oklahoma (1.13.24)	3x, last was 100.0 (6-6) by Tiger Booker of Eastern Illinois (11.28.23)
Offensive Rebounds	8 by Hunter Dickinson vs. TCU (1.6.24)	7 by J'Wan Roberts of Houston (2.3.24)
Defensive Rebounds	19 by Hunter Dickinson vs. Chaminade (11.20.23)	12 by Ke'el Ware of Indiana (12.16.23)
Total Rebounds	21 by Hunter Dickinson vs. Kentucky (11.14.23)	15 by Ke'el Ware of Indiana (12.16.23)
Assists	10, 3x last by Kevin McCullar Jr. vs. Chaminade (11.20.23)	9 by Jamal Shead of Houston (2.3.24)
Turnovers	7 by Kevin McCullar Jr. vs. Tennessee (11.22.23)	7 by Darius Johnson of UCF (1.10.24)
Blocked Shots	5 by Hunter Dickinson vs. Oklahoma (1.13.24)	4 by Danny Wolf of Yale (12.22.23)
Steals	5 by Dajuan Harris Jr. at West Virginia (1.20.24)	6 by Avery Anderson III of TCU (1.6.24)
Minutes Played (including OT)	40, 4x last by Dajuan Harris Jr. and KJ Adams Jr. vs. Oklahoma (1.13.24)	39 by Tre Mitchell of Kentucky (11.14.23) 39 by Ke'el Ware of Indiana (12.16.23)

## TEAM SUPERLATIVES

KANSAS HIGH	KANSAS LOW	CATEGORY	OPPONENT HIGH	OPPONENT LOW
99 vs. Manhattan College (11.10.23)	59 vs. Marquette (11.21.23)	Points	91 by West Virginia (1.20.24)	54 by Oklahoma State (1.30.24)
99 vs. North Carolina Central (11.6.23)				
59 (1st) vs. North Carolina Central (11.6.23)	23 (2nd) at UCF (1.10.24)	Points/Half	51 (1st) by West Virginia (1.20.24)	18 (1st) by North Carolina Central (11.6.23)
-	-	Points/OT	-	-
39 vs. North Carolina Central (11.6.23)	22 vs. Marquette (11.21.23)	Field Goals	30 by TCU (1.6.24)	17 by Oklahoma State (1.30.24)
74 vs. Wichita State (12.30.23)	45 vs. Houston (2.3.24)	Field Goal Attempts	76 by Kentucky (11.14.23)	52 by UCF (1.10.24)
69.6 (39-56) vs. North Carolina Central (11.6.23)	40.7 (22-54) vs. Marquette (11.21.23)	Field Goal Percentage	51.8 (29-56) by West Virginia (1.20.24)	29.3 (17-58) by Oklahoma State (1.30.24)
13 vs. North Carolina Central (11.6.23)	3, 2x last vs. Oklahoma (1.13.24)	3-Point Field Goals	14 by Iowa State (1.27.24)	3 by Cincinnati (1.22.24)
27 vs. Wichita State (12.30.23)	10 vs. Missouri (12.9.23)	3-Point Field Goal Attempts	38 by Kentucky (11.14.23)	16 by Indiana (12.16.23)
64.3 (9-14) vs. UConn (12.1.23)	20.0 (3-15) vs. Oklahoma (1.13.24)	3-Point Field Goal Percentage	57.1 (12-21) by West Virginia (1.20.24)	16.7 (3-18) by Cincinnati (1.22.24)
27 vs. Kentucky (11.14.23)	6 at UCF (1.10.24)	Free Throws Made	22 by Kentucky (11.14.23)	6, 2x last by Houston (2.3.24)
36 vs. Kentucky (11.14.23)	9 vs. Oklahoma State (1.30.24)	Free Throw Attempts	30 by Kentucky (11.14.23)	8 by Tennessee (11.22.23) 8 by Yale (12.22.23)
100.0 (12-12) vs. Yale (12.22.23)	50.0 (11-22) vs. Tennessee (11.22.23)	Free Throw Percentage	87.5 (7-8) by Tennessee (11.22.23)	50.0, 2x last (9-18) by Iowa State (1.27.24)
16 vs. TCU (1.6.24)	4 vs. North Carolina Central (11.6.23)	Offensive Rebounds	16 by Cincinnati (1.22.24)	7, 3x, last by Oklahoma State (1.16.24)
40 vs. Tennessee (11.22.23)	17 at West Virginia (1.20.24)	Defensive Rebounds	31 by Wichita State (12.30.23)	11 by Houston (2.3.24)
48 vs. Wichita State (12.30.23)	22 at West Virginia (1.20.24)	Rebounds	42 by Kentucky (11.14.23)	23 by North Carolina Central (11.6.23)
23 vs. Kentucky (11.14.23)	9 vs. Tennessee (11.22.23)	Fouls	23 by Cincinnati (1.22.24)	10 by Yale (12.22.23)
1, 2x last at Iowa State (1.27.24)	1 vs. Kentucky (11.14.23)	DQs	2 by Eastern Illinois (11.28.23)	1, 2x last by Cincinnati (1.22.24)
34 vs. North Carolina Central (11.6.23)	13 vs. UConn (12.1.23)	Assists	19 by West Virginia (1.20.24)	7, 2x last by Cincinnati (1.22.24)
18, 4x last vs. Houston (2.3.24)	2 vs. Oklahoma (1.13.24)	Turnovers	18 by Manhattan College (11.10.23)	3 by Houston (2.3.24)
11 vs. Eastern Illinois (11.28.23)	1, 2x last at Iowa State (1.27.24)	Blocked Shots	7 by UCF (1.10.24)	0 by Oklahoma State (1.16.24)
12 vs. Cincinnati (1.22.24)	2 vs. Houston (2.3.24)	Steals	16 by TCU (1.6.24)	0 by Oklahoma (1.13.24)

# 2023-24 INDIVIDUAL LEADERS GAME-BY-GAME

OPPONENT	SCORE	W/L	POINTS	REBOUNDS	ASSISTS	STEALS	BLOCKED SHOTS
NORTH CAROLINA CENTRAL (11/6)	99-56	W	22-Kevin McCullar Jr.	8-Hunter Dickinson	10-Dajuan Harris	1-Adams, Dickinson, Harris, Furphy	2-Hunter Dickinson
MANHATTAN COLLEGE (11/10)	99-61	W	18-Hunter Dickinson	8-Hunter Dickinson	9-Elmarko Jackson	2-Kevin McCullar Jr.	3-Parker Braun
vs. Kentucky (11/14)	89-84	W	27-Hunter Dickinson	21-Hunter Dickinson	10-Kevin McCullar Jr.	3-Hunter Dickinson	1-Adams, Harris, McCullar, Braun
vs. Chaminade (11/20)	83-56	W	31-Hunter Dickinson	11-Dickinson, McCullar	10-Kevin McCullar Jr.	3-Kevin McCullar Jr.	2-Kevin McCullar Jr.
vs. Marquette (11/21)	59-73	L	24-Kevin McCullar Jr.	8-Dickinson, McCullar	3-Adams, McCullar, Dickinson, Harris, Jackson	2-Dickinson, Harris	1-Dickinson, McCullar
vs. Tennessee (11/22)	69-60	W	17-Hunter Dickinson	20-Hunter Dickinson	8-Dajuan Harris Jr.	2-Parker Braun	1-Braun, McDowell, Dickinson
EASTERN ILLINOIS (11/28)	71-63	W	25-Hunter Dickinson	13-Hunter Dickinson	9-Dajuan Harris Jr.	3-Elmarko Jackson	3-Hunter Dickinson
UCONN (12/1)	69-65	W	21-Kevin McCullar Jr.	9-Hunter Dickinson	6-Dajuan Harris Jr.	1-Adams, Harris, Jackson, McCullar	4-Hunter Dickinson
KANSAS CITY (12/5)	88-69	W	25-Kevin McCullar Jr.	12-Hunter Dickinson	7-Dajuan Harris Jr.	4-KJ Adams Jr.	1-Dickinson, Furphy, McCullar
MISSOURI (12/9)	73-64	W	17-McCullar, Adams	16-Hunter Dickinson	5-Harris, Adams	3-Kevin McCullar Jr.	2-Parker Braun
at Indiana (12/16)	75-71	W	21-Kevin McCullar Jr.	14-Hunter Dickinson	5-Dajuan Harris Jr.	3-Kevin McCullar Jr.	1-Adams, Dickinson, McCullar, Furphy
YALE (12/22)	75-60	W	34-Kevin McCullar Jr.	10-Hunter Dickinson	6-Dajuan Harris Jr.	4-Dajuan Harris Jr.	2-Hunter Dickinson
vs. Wichita State (12/30)	86-67	W	22-Hunter Dickinson	13-Hunter Dickinson	9-Dajuan Harris Jr.	3-Hunter Dickinson	1-Dickinson, Braun
TCU (1/6)*	83-81	W	30-Hunter Dickinson	11-Hunter Dickinson	8-Dajuan Harris Jr.	2-KJ Adams Jr.	1-Furphy, Braun
at UCF (1/10)*	60-65	L	16-Kevin McCullar Jr.	7-KJ Adams Jr.	8-Dajuan Harris Jr.	2-Hunter Dickinson	1-Braun, Adams
OKLAHOMA (1/13)*	78-66	W	24-Hunter Dickinson	14-Hunter Dickinson	8-Dajuan Harris Jr.	3-Dajuan Harris Jr.	5-Hunter Dickinson
at Oklahoma State (1/16)*	90-66	W	21-Hunter Dickinson	7-Dickinson, Furphy	8-Kevin McCullar Jr.	3-Dajuan Harris Jr.	2-Dickinson, Furphy, Braun
at West Virginia (1/20)*	85-91	L	24-Kevin McCullar Jr.	7-Johnny Furphy	5-Dickinson, Harris, McCullar	5-Dajuan Harris Jr.	2-Hunter Dickinson
CINCINNATI (1/22)*	74-69	W	23-Johnny Furphy	11-Johnny Furphy	8-Dajuan Harris Jr.	3-Kevin McCullar Jr.	1-Hunter Dickinson
at Iowa State (1/27)*	75-79	L	20-Hunter Dickinson	15-Hunter Dickinson	7-Dajuan Harris Jr.	2-Dajuan Harris Jr.	1-Dajuan Harris Jr.
OKLAHOMA STATE (1/30)*	83-54	W	16-Dickinson, Adams	11-Hunter Dickinson	7-Dajuan Harris Jr.	2-Timberlake, Adams	1-Adams, Dickinson, Furphy, McDowell
HOUSTON (2/3)*	78-65	W	20-Hunter Dickinson	8-Dickinson, Furphy	7-KJ Adams Jr.	1-Adams, McCullar	1-Adams, Dickinson, Harris

# 2023-24 LEAD/DEFICIT BREAKDOWN GAME-BY-GAME

Opponent	FIRST HALF SCORE			SECOND HALF SCORE			FINAL SCORE			LARGEST		TIMES TIED	LEAD CHANGES	TIME LED MIN. (40 max)
	KU	OPP	MARGIN	KU	OPP	MARGIN	KU	OPP	MARGIN	LEAD	DEFICIT			
NORTH CAROLINA CENTRAL (11/6)	59	18	+41	40	38	+2	99	56	+43	55	0	0	0	39:37
MANHATTAN COLLEGE (11/10)	44	19	+25	55	42	+13	99	61	+38	43	0	0	0	39:30
vs. Kentucky (11/14)	41	48	(7)	48	36	+12	89	84	+5	9	14	8	10	15:29
vs. Chaminade (11/20)	39	27	+12	44	29	+15	83	56	+27	27	0	0	0	39:42
vs. Marquette (11/21)	28	38	(10)	31	35	(4)	59	73	(14)	2	17	2	1	00:22
vs. Tennessee (11/22)	35	35	0	34	25	+9	69	60	+9	11	7	7	8	08:31
EASTERN ILLINOIS (11/28)	38	25	+13	33	38	(5)	71	63	+8	17	0	0	0	39:47
UCONN (12/1)	38	31	+7	31	34	(3)	69	65	+4	12	5	1	2	33:45
KANSAS CITY (12/5)	44	30	+14	44	39	+5	88	69	+19	22	2	1	1	37:49
MISSOURI (12/9)	41	29	+11	32	35	(3)	73	64	+9	18	9	1	2	24:30
at Indiana (12/16)	32	40	(8)	43	31	+12	75	71	+4	5	13	1	3	04:15
YALE (12/22)	32	33	(1)	43	27	+16	75	60	+15	18	11	3	9	15:00
vs. Wichita State (12/30)	43	27	+16	43	40	+3	86	67	+19	28	0	2	0	38:25
TCU (1/6)*	41	40	+1	42	41	+1	83	81	+2	6	5	11	26	24:09
at UCF (1/10)*	37	29	+8	23	36	(13)	60	65	(5)	16	7	3	4	21:59
OKLAHOMA (1/13)*	38	37	+1	40	29	+11	78	66	+12	16	3	4	10	34:50
at Oklahoma State (1/16)*	48	33	+15	42	33	+9	90	66	+24	28	0	0	0	39:40
at West Virginia (1/20)*	51	51	0	34	40	(6)	85	91	(6)	7	7	10	18	13:14
CINCINNATI (1/22)*	35	35	0	39	34	+5	74	69	+5	12	2	3	3	33:30
at Iowa State (1/27)*	26	30	(4)	49	49	0	75	79	(4)	5	12	5	10	09:26
OKLAHOMA STATE (1/30)*	44	26	+18	39	28	+11	83	54	+29	31	0	0	0	39:44
HOUSTON (2/3)*	43	28	+15	35	37	(2)	78	65	+13	20	2	2	1	38:12
TOTALS	877	709	+168	864	776	+88	1,741	1,485	+256					
<b>GM - OVERALL</b>	<b>39.9</b>	<b>32.2</b>	<b>+7.7</b>	<b>39.3</b>	<b>35.3</b>	<b>+4.0</b>	<b>79.1</b>	<b>67.5</b>	<b>+11.6</b>					
CONFERENCE TOTALS	363	309	+54	343	327	+16	706	636	+70					
<b>AVG/GM - CONFERENCE</b>	<b>40.3</b>	<b>34.3</b>	<b>+6.0</b>	<b>38.1</b>	<b>36.3</b>	<b>+1.8</b>	<b>78.4</b>	<b>70.1</b>	<b>+8.3</b>					

## 2023-24 SPECIALTY SCORING STATS

Opponent	PAINT			OFF TURNOVERS			2ND CHANCE			FAST BREAK			BENCH		
	KU	OPP	MARGIN	KU	OPP	MARGIN	KU	OPP	MARGIN	KU	OPP	MARGIN	KU	OPP	MARGIN
NORTH CAROLINA CENTRAL (11/6)	48	20	+28	13	10	+3	5	11	(6)	22	7	+15	36	31	+5
MANHATTAN COLLEGE (11/10)	50	20	+30	22	19	+3	11	7	+4	14	6	+8	41	21	+20
vs. Kentucky (11/14)	42	24	+18	12	14	(2)	14	19	(5)	13	13	0	4	31	(27)
vs. Chaminade (11/20)	58	22	+36	19	10	+9	5	2	+3	27	6	+21	12	6	+6
vs. Marquette (11/21)	26	46	(20)	9	20	(11)	9	10	(1)	6	7	(1)	15	27	(12)
vs. Tennessee (11/22)	40	26	+14	5	17	(12)	7	7	0	6	14	(8)	16	14	+2
EASTERN ILLINOIS (11/28)	44	14	+30	22	16	+6	10	13	(3)	8	5	+3	12	23	(11)
UCONN (12/1)	20	22	(2)	12	11	+1	6	10	(4)	12	8	+4	6	7	(1)
KANSAS CITY (12/5)	42	22	+20	18	9	+9	10	9	+1	21	10	+11	18	12	+6
MISSOURI (12/9)	42	28	+14	13	9	+4	17	0	+17	10	5	+5	7	11	(4)
at Indiana (12/16)	36	36	0	12	9	+3	10	12	(2)	9	14	(5)	6	3	+3
YALE (12/22)	28	30	(2)	23	7	+16	11	6	+5	19	9	+10	15	9	+6
vs. Wichita State (12/30)	44	36	+8	15	6	+9	10	7	+3	14	7	+7	17	24	(7)
TCU (1/6)*	42	30	+12	8	22	(14)	15	15	0	10	14	(4)	9	18	(9)
at UCF (1/10)*	32	26	+6	12	18	(6)	12	15	(3)	13	6	+7	17	8	+9
OKLAHOMA (1/13)*	46	26	+20	11	2	+9	13	9	+4	15	6	+9	4	11	(7)
at Oklahoma State (1/16)*	46	24	+22	22	7	+15	12	7	+5	20	3	+17	9	19	(10)
at West Virginia (1/20)*	44	26	+18	14	7	+7	8	13	(5)	16	8	+8	14	21	(7)
CINCINNATI (1/22)*	32	24	+8	15	8	+7	8	13	(5)	9	10	(1)	2	32	(30)
at Iowa State (1/27)*	36	24	+12	9	15	(6)	11	14	(3)	7	9	(2)	2	18	(16)
OKLAHOMA STATE (1/30)*	44	14	+30	9	12	(3)	2	2	0	15	7	+8	18	19	(1)
HOUSTON (2/3)*	42	24	+18	6	20	(14)	8	8	0	9	16	(7)	7	10	(3)
TOTALS	884	564	+320	301	268	+33	214	209	+5	295	190	+105	287	375	(88)
<b>AVG/GM - OVERALL</b>	<b>40.2</b>	<b>25.6</b>	<b>+14.6</b>	<b>13.7</b>	<b>12.2</b>	<b>+1.5</b>	<b>9.7</b>	<b>9.5</b>	<b>+0.2</b>	<b>13.4</b>	<b>8.6</b>	<b>+4.8</b>	<b>13.0</b>	<b>17.0</b>	<b>(4.0)</b>
CONFERENCE TOTALS	364	218	+146	106	111	(5)	89	96	(7)	114	79	+35	82	156	(74)
<b>AVG/GM - CONFERENCE</b>	<b>40.4</b>	<b>24.2</b>	<b>+16.2</b>	<b>11.8</b>	<b>12.3</b>	<b>(0.5)</b>	<b>9.9</b>	<b>10.7</b>	<b>(0.8)</b>	<b>12.7</b>	<b>8.8</b>	<b>+3.9</b>	<b>9.1</b>	<b>17.3</b>	<b>(8.2)</b>

KANSAS' RECORD WHEN...

	2023-24
Leading At Half.....	13-1
Trailing At Half.....	3-2
Tied At Half.....	2-1
Leading With 5:00 Remaining in Regulation.....	16-0
Trailing With 5:00 Remaining in Regulation.....	1-4
Tied With 5:00 Remaining in Regulation.....	1-0
In Overtime.....	-
Kansas Outrebounds Opponent.....	13-2
Kansas Is Outrebounded.....	5-2
Kansas Is Tied in Rebounds.....	-
Kansas Commits More Turnovers.....	8-3
Opponent Commits More Turnovers.....	8-1
Kansas Is Tied in Turnovers.....	2-0
Kansas Has More Free Throw Attempts.....	15-2
Opponent Has More Free Throw Attempts.....	3-2
Kansas is Tied in Free Throw Attempts.....	-
Kansas Shoots 50% or Better.....	11-2
Kansas Shoots Less Than 50%.....	7-2
Opponent Shoots 50% or Better.....	0-1
Opponent Shoots Less Than 50%.....	18-3
Kansas Shoots Better Than Opponent.....	17-2
Opponent Shoots Better Than Kansas.....	1-2
Kansas and Opponent Tied in FG%.....	-
Kansas Bench Outscores Opponent Bench.....	7-1
Opponent Bench Outscores Kansas Bench.....	11-3
Kansas is Tied in Bench Points.....	-
Kansas Scores Between 0-59.....	0-1
Kansas Scores Between 60-69.....	2-1
Kansas Scores Between 70-79.....	7-1
Kansas Scores Between 80-89.....	6-1
Kansas Scores Between 90-99.....	3-0
Kansas Scores 100 or More.....	-
Opponent Scores Between 0-59.....	3-0
Opponent Scores Between 60-69.....	12-1
Opponent Scores Between 70-79.....	1-2
Opponent Scores Between 80-89.....	2-0
Opponent Scores 90 or More.....	0-1
On Mondays.....	3-0
On Tuesdays.....	5-1
On Wednesdays.....	1-1
On Thursdays.....	-
On Fridays.....	3-0
On Saturdays.....	6-2
On Sundays.....	-
In November.....	6-1
In December.....	6-0
In January.....	5-3
In February.....	1-0
In March.....	-
In April.....	-
On CBS.....	2-1
On ESPN.....	7-1
On ESPN2.....	3-0
On ESPNU.....	-
On Big 12 NOW on ESPN+.....	6-2

MISCELLANEOUS STREAKS

Kansas' All-Time Record.....	2,388-889
Consecutive games with a 3-point field goal.....	310
Consecutive games holding opponent under 100 points.....	126
Number of 100-point games in Kansas history.....	119
Number of 100-point games in Bill Self era.....	28
KU's All-Time Overtime Record.....	74-59
KU's last OT game.....	1/17/2023 (at Kansas State 83, Kansas 82)
Consecutive Allen Fieldhouse Sellouts (includes pandemic).....	364

ATTENDANCE	G	TOTAL	AVERAGE
*Home (Allen Fieldhouse).....	12	195,600	16,300
Away.....	5	61,736	12,347
Neutral.....	5	73,102	14,620

2023-24 MISCELLANEOUS STATS

STARTING LINEUPS (3)

(W-L)	1	2	3	4	5
12-2	Harris Jr.	Jackson	McCullar Jr.	Adams Jr.	Dickinson
4-2	Harris Jr.	Furphy	McCullar Jr.	Adams Jr.	Dickinson
1-0	Harris Jr.	Jackson	McCullar Jr.	Furphy	Dickinson
1-0	Harris Jr.	Jackson	Furphy	Adams Jr.	Dickinson

WIN/LOSS MARGIN

	1	2	3	4	5	6	7	8	9	10	11-15	16-29	30+
Wins	-	1	-	2	2	-	-	1	2	-	3	5	2
Losses	-	-	-	1	1	1	-	-	-	-	1	-	-

VIOLATIONS/TECHNICAL FOULS

	3-Seconds	5-Seconds	10-Seconds	Shot Clock Exp.	Lane Viol.	Technicals	Goaltending
Kansas	-	-	-	3	-	3	5
Opponent	-	1	-	11	1	1	7

LEADS AND DEFICITS

KU's Biggest Halftime Lead	41 (59-18) vs. North Carolina Central (11.6.23)
KU's Biggest Halftime Lead Blown	8 (37-29) at UCF (1.10.24)
KU's Biggest Halftime Deficit	10 (28-38) vs. Marquette (11.21.23)
KU's Biggest Halftime Deficit Erased	8 (32-40) vs. Indiana (12.16.23)
KU's Biggest Overall Lead	55 (95-40) vs. North Carolina Central (11.6.23)
KU's Biggest Win Total	43 (99-56) vs. North Carolina Central (11.6.23)
KU's Biggest Loss Total	14 (59-73) vs. Marquette (11.21.23)
KU's Biggest Lead Blown	16 at UCF (1.10.24)
KU's Biggest Overall Deficit	17 vs. Marquette (11.21.23)
KU's Biggest Deficit Overcome	14 (44-58) vs. Kentucky (11.14.23)

JUMP BALLS CONTROLLED (INCLUDES OT)

Kansas	17
Opponents	5

HOW KU SCORED FIRST POINTS

3-Pointer	4
Jump Shot	7
Free Throw	2
Lay-In/Lay-Up	8
Dunk	1
Alley-Oop	-
Hook Shot	1

WHO SCORED KU'S FIRST POINTS

Hunter Dickinson	11
KJ Adams Jr.	4
Kevin McCullar Jr.	2
Johnny Furphy	2
Dajuan Harris Jr.	2
Elmarko Jackson	1

DOUBLE-FIGURE SCORING

Kevin McCullar Jr.	20
Hunter Dickinson	20
KJ Adams Jr.	17
Johnny Furphy	8
Dajuan Harris Jr.	6
Nicolas Timberlake	3
Elmarko Jackson	3
Parker Braun	1
Hunter Dickinson	13
KJ Adams Jr.	3
Kevin McCullar Jr.	2
Johnny Furphy	1

DOUBLE-FIGURE REBOUNDING

Hunter Dickinson	12
Kevin McCullar Jr.	2
Parker Braun	2
Elmarko Jackson	2
Johnny Furphy	1

TRIPLE-DOUBLES

Kevin McCullar Jr.	2
--------------------	---

20-PLUS POINT GAMES

Kevin McCullar Jr.	11
Hunter Dickinson	10
Johnny Furphy	1
Dajuan Harris Jr.	1

30-PLUS POINT GAMES

Hunter Dickinson	2
Kevin McCullar Jr.	1

FIRST PLAYER OFF THE BENCH (sometimes multiple players)

Johnny Furphy	9
Nicolas Timberlake	6
Parker Braun	7
Elmarko Jackson	5

INDIVIDUAL MISCELLANEOUS STATISTICS (\*HUSTLE PLAYS)

NO. - PLAYER	*FLOOR BURNS	DUNKS	CHARGES DRAWN	FT-FTA (LAST 5:00/OT)
1-Dickinson.....	31	14	1	12-14
3-Harris Jr.....	30	-	3	11-15
4-Cross.....	-	-	-	-
5-Carter.....	-	-	-	-
10-Furphy.....	31	7	1	5-6
11-McDowell.....	11	-	-	4-5
12-Evers.....	-	1	-	-
13-Jackson.....	11	2	1	10-14
14-Cassidy.....	-	-	-	-
15-McCullar Jr.....	32	10	2	11-14
20-Jankovich.....	1	-	-	-
22-Wilhite.....	-	-	-	0-2
23-Braun.....	8	8	1	5-6
24-Adams Jr.....	42	40	-	17-25
25-Timberlake.....	16	2	-	2-2
41-Clemence.....	-	-	-	-
<b>TOTALS</b>	<b>213</b>	<b>84</b>	<b>9</b>	<b>77-102 (75.5%)</b>
<b>OPPONENTS</b>	<b>138</b>	<b>31</b>	<b>6</b>	<b>61-84 (72.6%)</b>



BOX SCORES

**1 AT #1/1 KANSAS 99, NORTH CAROLINA CENTRAL 56**  
Nov. 6, 2023 | Lawrence, Kan. | Allen Fieldhouse (16,300)

N.C. Central - 56													Record: 0-1		Shooting By Period				
NO.	Name	Min	FG	3P	FT	Rebounds	Fouls	TP	AS	TO	ST	Blocks	+/	1st	2nd	3rd	4th	TOT	
			M-A	M-A	M-A	OR DR TOT	PF FD	AS TO ST					BS BA	+/					
13	Emmanuel Izunabor	C 21:39	3-6	0-0	1-3	3 1 4	1 2	7 0 0	1 0 1	0 0 0	0 0	0	-32	1st	FG%	7-30	23.3%		
0	Fred Cleveland Jr.	G 24:53	2-12	0-7	2-2	1 3 4	1 3	6 3 4	0 0 0	0 2 1	0	-19	3PT%	2-12	16.7%				
11	Kaishon Porter	G 24:48	0-3	0-1	0-0	2 0 2	3 0	0 0 0	0 3 1	0 0	0	-40	FT%	2-4	50%				
31	Cobey Harraway	G 24:17	1-4	0-3	0-2	0 0 0	1 1	2 0 0	0 0 0	0 0	0	-20	2nd	FG%	13-27	48.1%			
35	Po'Boigh King	G 32:19	3-9	2-5	2-3	1 0 1	1 1	10 1 2	1 1 0	0 0 0	0	-50	3PT%	4-11	36.4%				
10	Devin Gordon	10:59	0-1	0-1	0-0	0 0 0	1 1	0 1 0	0 0 0	0 0	0	-20	FT%	8-14	57.1%				
12	Perry Smith Jr.	18:21	3-4	0-0	2-4	2 3 5	2 2	8 0 0	0 0 0	0 0	0	-11	GM	FG%	20-57	35.1%			
52	Ja'Darius Harris	22:47	4-11	2-3	2-2	0 0 0	1 2	12 1 2	1 1 1	0 0	0	-28	3PT%	6-23	26.1%				
1	Guy Fauntleroy	06:21	0-2	0-1	0-0	1 1 1	1 0	1 0 0	0 0 0	0 0	0	-11	FT%	10-18	55.6%				
30	Josh Smith	11:26	4-5	2-2	1-2	0 4 4	1 1	11 0 0	0 0 0	0 0	0	9	Dead Ball Rebounds: 3, 0						
3	Terrence Crawford	01:05	0-0	0-0	0-0	0 0 0	0 0	0 0 0	0 0 0	0 0	0	4	Technical Fouls: NONE						
5	Timmy Adedire	01:05	0-0	0-0	0-0	0 0 0	0 0	0 0 0	0 0 0	0 0	0	4							
Team						0 2 2			0 1										
Totals			20-57	6-23	10-18	9 14 23	13 13	56	7 9	7 1 3	-43								

Kansas - 99													Record: 1-0		Shooting By Period				
NO.	Name	Min	FG	3P	FT	Rebounds	Fouls	TP	AS	TO	ST	Blocks	+/	1st	2nd	3rd	4th	TOT	
			M-A	M-A	M-A	OR DR TOT	PF FD	AS TO ST					BS BA	+/					
24	KJ Adams, Jr.	F 22:49	6-8	0-0	0-0	0 5 5	1 3	12 2 1	1 1 0	0 0	0	34	1st	FG%	22-28	78.6%			
1	Hunter Dickinson	C 23:40	8-9	3-3	2-2	2 6 8	1 1	21 5 0	1 2 0	37			3PT%	9-12	75.0%				
3	Dajuan Harris Jr.	G 24:43	0-0	0-0	0-0	4 4 4	2 1	10 10 2	1 0 0	33			FT%	6-6	100%				
13	Elmarko Jackson	G 21:17	3-5	0-1	2-2	0 1 1	3 2	8 5 1	0 0 1	31			2nd	FG%	17-28	60.7%			
15	Kevin McCullar Jr.	G 23:56	8-12	4-7	2-2	0 6 6	0 1	22 5 2	0 0 0	39			3PT%	4-11	36.4%				
25	Nicolas Timberlake	20:22	4-5	3-4	2-2	0 0 0	0 1	13 1 1	0 0 0	39			FT%	2-4	50%				
10	Johnny Furphy	16:58	2-4	0-0	1-4	5 1	1 0	6 2 0	1 0 0	29			GM	FG%	39-56	69.6%			
23	Parker Braun	20:37	5-6	0-1	0-0	5 5 1	0 0	10 3 1	0 1 0	15			3PT%	13-23	56.5%				
20	Michael Jankovich	08:09	2-3	1-2	0-0	1 1 1	0 0	5 0 1	0 0 0	-8			FT%	8-10	80.0%				
12	Wilder Evers	07:41	1-1	0-0	0-0	0 0 0	1 1	2 1 0	0 0 0	-10			Dead Ball Rebounds: 1, 0						
14	Patrick Cassidy	04:54	0-2	0-0	0-0	0 0 0	1 1	0 0 0	0 0 0	-12			Technical Fouls: NONE						
22	Dillon White	04:54	0-1	0-0	0-2	0 1 1	2 1	0 0 1	0 0 0	-12									
Team						1 0 1			0 0										
Totals			39-56	13-23	8-10	4 33 37	13 13	99	34 10 4	3 1 3	43								

Biggest lead		Points from		Period by Period Scoring		
NCC	KAN	MAN	KAN	1st	2nd	TOT
0 (1st 20:00)	55 (2nd 5:03)	0 (1st 20:00)	43 (2nd 4:53)	18	38	56
Best Scoring Run	10 (2nd 0:20)	13 (1st 8:49)	Paint	20	48	
Lead Changes	0	0	Second Chance	11	5	
Times Tied	0	0	Fast Breaks	7	22	
Time with Lead	00:00	39:37	Bench	31	36	
				KAN 59 40 99		

**2 AT #1/1 KANSAS 99, MANHATTAN COLLEGE 61**  
Nov. 10, 2023 | Lawrence, Kan. | Allen Fieldhouse (16,300)

Manhattan - 61													Record: 1-1		Shooting By Period				
NO.	Name	Min	FG	3P	FT	Rebounds	Fouls	TP	AS	TO	ST	Blocks	+/	1st	2nd	3rd	4th	TOT	
			M-A	M-A	M-A	OR DR TOT	PF FD	AS TO ST					BS BA	+/					
23	Daniel Rouzan	F 22:41	2-6	0-0	0-1	3 0 3	2 2	4 0 3	0 3 0	1 2	-32	1st	FG%	9-33	27.3%				
0	Seydou Traore	G 30:19	6-13	0-4	4-4	2 6 8	1 4	16 1 1	1 3 0	1	-28	3PT%	1-8	12.5%					
2	Jaden Winston	G 19:45	0-5	0-3	0-0	0 2 2	4 1	0 1 2	0 0 1	-24			FT%	0-2	0%				
3	Perry Cowan	G 16:04	3-8	3-5	0-0	0 2 2	1 0	9 0 1	1 1 0	-14			2nd	FG%	14-35	40.0%			
4	Brett Rumpel	G 33:14	5-11	0-1	1-2	0 5 5	2 3	11 2 4	0 0 3	-34			3PT%	7-18	38.9%				
1	Shaqui Bender	18:02	0-5	0-1	1-2	0 0 0	2 2	1 1 0	0 0 1	-20			FT%	7-9	77.8%				
24	Xinyi Li	13:16	2-5	1-2	0-0	1 1 2	1 1	5 1 2	0 0 1	-14			GM	FG%	23-68	33.8%			
10	Rokas Jocy	23:24	2-7	1-5	0-0	0 0 0	1 0	5 1 1	0 0 0	-20			3PT%	8-26	30.8%				
11	Briggs McClain	04:08	0-1	0-0	0-0	0 0 0	1 0	0 1 0	0 0 0	-5			FT%	7-11	63.6%				
14	Wesley Robinson	09:03	1-3	1-2	1-2	3 2 5	2 1	4 2 1	1 0 0	2			Dead Ball Rebounds: 3, 0						
5	Lorenzo Washington	02:31	0-1	0-0	0-0	0 1 1	0 0	0 0 0	0 0 0	1			Technical Fouls: NONE						
22	Daniel Hackett	02:31	0-1	0-1	0-0	0 0 0	0 0	0 0 0	0 0 0	1									
34	Logan Padgett	02:31	1-1	1-1	0-0	0 1 1	0 0	3 0 0	0 0 0	1									
55	Raziel Hayun	02:31	1-1	1-1	0-0	0 0 0	0 0	3 0 0	0 0 0	1									
Team						3 0 3			0 2										
Totals			23-68	8-26	7-11	12 20 32	16 15	61	10 18 5	1 9 1	-38								

Kansas - 99													Record: 2-0		Shooting By Period				
NO.	Name	Min	FG	3P	FT	Rebounds	Fouls	TP	AS	TO	ST	Blocks	+/	1st	2nd	3rd	4th	TOT	
			M-A	M-A	M-A	OR DR TOT	PF FD	AS TO ST					BS BA	+/					
24	KJ Adams, Jr.	F 20:47	7-8	0-0	0-0	3 2 5	1 0	14 1 2	1 2 1	2 0	23	1st	FG%	19-30	60.0%				
1	Hunter Dickinson	C 20:25	7-14	1-1	3-4	3 5 8	0 3	18 2 1	1 1 1	25			3PT%	3-8	37.5%				
3	Dajuan Harris Jr.	G 24:16	1-4	0-2	0-0	0 1 1	3 2	7 0 1	1 1 1	28			FT%	5-7	71.4%				
13	Elmarko Jackson	G 29:03	3-6	1-3	2-2	0 2 2	1 3	9 1 1	1 1 0	34			2nd	FG%	20-37	54.1%			
15	Kevin McCullar Jr.	G 25:40	5-9	1-5	4-4	0 7 7	1 4	15 4 1	1 1 1	31			3PT%	20-37	54.1%				
25	Nicolas Timberlake	18:46	1-4	0-3	0-0	0 5 5	3 1	2 0 3	0 0 0	18			FT%	8-9	88.9%				
10	Johnny Furphy	20:15	6-10	0-0	1-2	3 3 0	0 15	2 0 0	0 0 0	14			GM	FG%	38-67	56.7%			
23	Parker Braun	17:04	4-4	1-1	1-2	1 4 5	2 1	10 1 2	0 3 0	14			3PT%	7-18	38.9%				
11	Jamari McDowell	13:42	1-4	1-2	2-2	2 4 6	0 1	5 1 1	1 1 0	5			FT%	8-9	88.9%				
20	Michael Jankovich	07:31	2-2	2-2	0-0	0 0 0	0 0	6 0 0	0 0 0	-1			GM	FG%	38-67	56.7%			
22	Dillon White	02:31	2-2	0-0	1-2	1 0 1	1 1	3 0 1	0 0 0	-1			3PT%	13-16	81.3%				
Team						0 2 2			0 0						Dead Ball Rebounds: 1, 0				
Totals			38-67	10-26	13-16	11 34 45	15 16	99	25 14 7	9 1 3	38								

Biggest lead		Points from		Period by Period Scoring		
MAN	KAN	MAN	KAN	1st	2nd	TOT
0 (1st 20:00)	43 (2nd 4:53)	0 (1st 20:00)	43 (2nd 4:53)	19	22	
Best Scoring Run	6 (2nd 4:28)	9 (1st 14:11)	Paint	20	50	
Lead Changes	0	0	Second Chance	7	11	
Times Tied	0	0	Fast Breaks	6	14	
Time with Lead	00:00	39:30	Bench	21	41	
				KAN 19 42 61		
				KAN 44 55 99		

**3 #1/1 KANSAS 89, #17/16 KENTUCKY 84**  
Nov. 14, 2023 | Chicago, Ill. | United Center (23,500)

Kentucky - 84													Record: 2-1		Shooting By Period			
NO.	Name	Min	FG	3P	FT	Rebounds	Fouls	TP	AS	TO	ST	Blocks	+/	1st	2nd	3rd	4th	TOT
			M-A	M-A	M-A	OR DR TOT	PF FD	AS TO ST					BS BA	+/				
4	Tre Mitchell	F 39:12	2-4	1-1	3-7	2 4 6	4 6	8 3 0	2 2 2	-3			1st	FG%	15-42	35.7%		
1	Justin Edwards	G 29:00	0-6	0-3	1-2	1 3 4	2 1	1 2 0	1 1 1	-4			3PT%	9-23	39.1%			
3	Adou Thiero	G 30:37	5-10	1-3	5-6	6 7 13	2 4	16 1 1	0 0 0	-26			FT%	9-11	81.8%			
12	Antonio Reeves	G 34:01	7-25	3-17	7-7	3 5 8	2 5	24 1 1	0 0 2	-14								

BOX SCORES

5 #4/5 MARQUETTE 73, #1/1 KANSAS 59

Nov. 21, 2023 | Honolulu, Hawaii | Stan Sheriff Center (5,257)

Kansas - 59													Record: 4-1				
NO. Name	Min	FG	3P	FT	Rebounds	Fouls	TP	AS	TO	ST	Blocks	+/-	Shooting By Period				
		M-A	M-A	M-A	OR DR TOT	PF FD					BS BA		1st FG%	2nd FG%	3rd FG%	FT%	GMFG%
24 KJ Adams, Jr.	F	32:38	1-4	0-0	1-2	1 1 2	2 1 3	3	2	0	1	-9	1st FG% 12:26 46.2%	3PT% 0-0 0%	2nd FG% 10:28 35.7%	FT% 0-0 0%	GMFG% 22:54 40.7%
11 Hunter Dickinson	C	32:36	5-10	1-2	2-4	1 7 8	1 3 13	3	5	2	1	-16	3PT% 2-10 20.0%	FT% 9-12 75%	3PT% 2-10 20.0%	FT% 6-17 35.3%	GMFG% 9-16 56.3%
3 Dajuan Harris Jr.	G	35:32	2-8	0-3	0-0	3 3 3	0 4 3	2	2	0	0	-9	FT% 9-12 75%				
13 Elmarko Jackson	G	20:55	0-4	0-1	0-0	1 1 1	1 1 1	0	3	2	1	-13	Dead Ball Rebounds: 5.0				
10 Johnny Furphy	G	37:02	9-14	2-4	4-6	3 5 8	2 7 24	3	6	1	1	-13					
25 Nicolas Timberlake	G	11:49	1-5	1-3	2-4	0 2 2	0 2 2	0	0	1	0	-4					
23 Parker Braun	G	07:24	1-1	0-0	0-0	1 1 1	0 2 0	5	0	0	0	-2					
11 Jamari McDowell	G	09:55	1-5	1-2	0-0	0 0 0	2 0 3	2	0	0	0	-2					
Team						3 2 5		0	0	0							
Totals		22:54	6-17	9-16	10 24 34	13 14	59	17	18	7	2	-4					

Marquette - 73													Record: 9-0				
NO. Name	Min	FG	3P	FT	Rebounds	Fouls	TP	AS	TO	ST	Blocks	+/-	Shooting By Period				
		M-A	M-A	M-A	OR DR TOT	PF FD					BS BA		1st FG%	2nd FG%	3rd FG%	FT%	GMFG%
13 Oso Ighodaro	F	34:46	9-15	0-0	3-6	4 5 9	2 4 21	2	1	0	2	10	1st FG% 16:39 41.0%	3PT% 3-13 23.1%	2nd FG% 13:25 52.0%	FT% 3-6 50%	GMFG% 29:64 45.3%
23 David Joplín	F	22:01	1-5	0-2	0-0	0 4 4	2 0 2	0	0	1	0	0	3PT% 3-12 25.0%	FT% 6-6 100%	FT% 9-12 75.0%		
1 Kam Jones	G	28:50	4-14	2-9	0-0	1 1 1	1 0 10	3	1	0	1	8	Dead Ball Rebounds: 2.0				
4 Stevie Mitchell	G	26:50	3-7	1-5	0-0	3 2 5	1 0 7	1	2	4	0	5					
11 Tyler Kozak	G	33:28	3-9	0-2	0-0	1 3 4	2 1 6	4	4	5	0	11					
2 Chase Ross	G	21:41	3-5	1-2	5-5	2 4 6	3 5 12	0	1	0	0	12					
12 Ben Gold	G	05:32	2-2	0-0	0-0	1 1 3	0 0 6	0	1	0	1	5					
22 Sean Jones	G	17:37	4-5	0-1	1-1	1 1 0	2 9 3	2	2	1	0	15					
5 Tre Norman	G	07:30	0-2	0-2	0-0	0 0 0	0 0 0	0	0	0	0	3					
10 Zaid Lowery	G	01:02	0-0	0-0	0-0	0 0 0	0 0 0	0	0	0	0	1					
21 N Amadou	G	00:43	0-0	0-0	0-0	0 0 0	0 0 0	0	0	0	1	0					
Team						2 3 5		0	0	0							
Totals		29:64	6-25	9-12	12 24 36	15 12	73	13	12	11	4	2	14				

Technical Fouls: Coach 1 <sup>st</sup> 3:19												
Biggest lead		Points from Turnovers		Period by Period Scoring								
1st	2nd	1st	2nd	TOT	TEN	KAN						
2 (1 <sup>st</sup> 19:23)	17 (2 <sup>nd</sup> 16:03)	9	20	28	31	59						
6 (1 <sup>st</sup> 3:21)	11 (1 <sup>st</sup> 9:26)	26	46	72	7	73						
1	9	10	10	20	8	18						
2	6	7	7	14	3	35						
00:22	38:27	15	27	42	3	73						

6 #1/1 KANSAS 69, #7/8 TENNESSEE 60

Nov. 22, 2023 | Honolulu, Hawaii | Stan Sheriff Center (5,164)

Tennessee - 60													Record: 4-2				
NO. Name	Min	FG	3P	FT	Rebounds	Fouls	TP	AS	TO	ST	Blocks	+/-	Shooting By Period				
		M-A	M-A	M-A	OR DR TOT	PF FD					BS BA		1st FG%	2nd FG%	3rd FG%	FT%	GMFG%
0 Jonas Aidoo	F	26:21	4-10	0-1	0-0	5 6 11	2 1 8	0	0	3	3	-7	1st FG% 12:34 35.3%	3PT% 5-14 35.7%	2nd FG% 10:37 27.0%	FT% 6-6 100%	GMFG% 10:37 27.0%
3 Dalton Knecht	G	32:55	4-17	1-6	4-4	2 4 6	2 2 13	2	0	0	0	-12	3PT% 4-19 21.1%	FT% 4-19 21.1%	FT% 1-2 50%	GMFG% 22:71 31.0%	
15 Jahmai Meshack	G	15:50	0-2	0-0	0-0	0 2 2	3 0 0	1	1	0	0	-7	3PT% 9-33 27.3%	FT% 7-8 87.5%			
25 Santiago Vescovi	G	36:36	8-16	5-11	0-0	4 4 4	3 0 21	3	1	1	0	-3	Dead Ball Rebounds: 1.0				
30 Josiah-Jordan James	G	33:46	1-6	0-3	2-2	1 4 5	3 1 4	1	0	4	0	-4					
5 Zikai Zwigler	G	26:40	0-6	0-4	0-0	0 0 0	2 0 2	0	2	0	0	-19					
11 Tobe Awaka	G	07:00	0-2	0-0	0-0	0 0 0	2 2 1	0	0	0	0	1					
2 Jordan Gaineley	G	24:39	5-12	3-8	0-0	4 4 1	2 13 3	1	2	0	0	2					
13 J.P. Estrella	G	02:13	0-0	0-0	0-0	0 0 0	0 0 1	0	0	0	0	4					
Team						1 2 3		0	1	0							
Totals		22:71	9-33	7-8	9 26 35	18 9	60	12	6	11	3	-9					

Kansas - 69													Record: 5-1				
NO. Name	Min	FG	3P	FT	Rebounds	Fouls	TP	AS	TO	ST	Blocks	+/-	Shooting By Period				
		M-A	M-A	M-A	OR DR TOT	PF FD					BS BA		1st FG%	2nd FG%	3rd FG%	FT%	GMFG%
24 KJ Adams, Jr.	F	33:08	6-9	0-0	1-6	1 3 4	3 4 13	2	2	1	0	12	1st FG% 13:27 48.1%	3PT% 3-5 60.0%	2nd FG% 14:25 56.0%	FT% 6-11 54.5%	GMFG% 14:25 56.0%
1 Hunter Dickinson	C	29:54	7-13	1-2	2-5	1 19 20	1 5 17	2	1	1	1	4	3PT% 17 43.3%	FT% 5-11 45.5%	GMFG% 27:52 51.9%	FT% 11-22 50.0%	
3 Dajuan Harris Jr.	G	38:55	2-4	0-1	1-2	1 2 3	0 1 5	8	3	0	0	12	Dead Ball Rebounds: 5.0				
13 Elmarko Jackson	G	13:18	0-2	0-1	4-4	0 1 1	0 2 4	1	1	1	0	3					
10 Johnny Furphy	G	10:49	2-2	1-1	0-0	0 0 0	1 0 5	0	0	0	0	-2					
15 Kevin McCullar Jr.	G	34:22	6-13	0-1	2-3	1 5 6	3 5 14	3	7	0	0	2					
25 Nicolas Timberlake	G	03:05	1-1	0-0	0-0	0 0 0	0 0 0	2	1	0	0	-2					
23 Parker Braun	G	09:14	1-1	0-0	0-0	0 2 2	0 0 2	1	0	2	1	4					
11 Jamari McDowell	G	27:16	2-7	2-6	1-2	1 3 4	1 1 7	1	0	0	1	12					
Team						0 5 5		0	0	0							
Totals		27:52	4-12	11-22	5 40 45	10 18	69	18	15	5	3	9					

Technical Fouls: Coach 1 <sup>st</sup> 8:00												
Biggest lead		Points from Turnovers		Period by Period Scoring								
1st	2nd	1st	2nd	TOT	TEN	KAN						
7 (1 <sup>st</sup> 8:00)	11 (2 <sup>nd</sup> 2:17)	17	5	22	35	25						
8 (1 <sup>st</sup> 9:57)	9 (1 <sup>st</sup> 2:14)	26	40	66	35	69						
8	7	10	10	20	3	6						
7	6	13	12	25	3	6						
08:31	25:35	14	16	30	3	6						

7 AT #5/6 KANSAS 71, EASTERN ILLINOIS 63

Nov. 28, 2023 | Lawrence, Kan. | Allen Fieldhouse (16,300)

Eastern Ill. - 63													Record: 3-5				
NO. Name	Min	FG	3P	FT	Rebounds	Fouls	TP	AS	TO	ST	Blocks	+/-	Shooting By Period				
		M-A	M-A	M-A	OR DR TOT	PF FD					BS BA		1st FG%	2nd FG%	3rd FG%	FT%	GMFG%
40 Kooper Jacobi	F	36:39	6-13	2-3	0-1	3 6 9	3 1 14	1	1	1	0	-1	1st FG% 9:30 30.0%	3PT% 4-9 44.4%	2nd FG% 14:29 48.3%	FT% 3-5 60%	GMFG% 14:29 48.3%
34 Jermaine Hamlin	C	18:41	1-3	0-0	0-0	3 0 3	3 0 0	2	2	0	1	-4	3PT% 5-13 38.5%	FT% 5-5 100%	GMFG% 23:59 39.0%	FT% 8-10 80.0%	
3 Nakyle Shelton	G	38:02	5-15	4-8	0-0	2 4 6	0 1 14	2	4	0	1	-9	Dead Ball Rebounds: 1.1				
24 Jaylin Gibson	G	18:46	0-4	0-1	0-0	1 5 6	0 1 0	4	2	0	1	-5					
25 Dan Luers	G	26:14	4-6	1-3	1-1	0 3 3	4 3 10	0	0	1	0	0					
11 Tiger Booker	F	29:05	6-12	2-5	6-6	0 0 0	2 3 20	2	0	1	0	-3					
23 Rodolfo Rufino Bolis	F	15:20	1-2	0-0	0-0	1 1 2	5 0 1	2	0	1	1	-3					
30 Kyndall Davis	G	07:19	0-3	0-2	1-2	0 0 0	1 1 1	0	1	0	0	-2					
4 Isaiah Griffin	G	02:02	0-0	0-0	0-0	0 0 0	0 0 0	0	0	0	0	-4					
5 Sincere Malone	G	04:20	0-1	0-0	0-0	0 2 2	0 0 1	0	1	0	0	-9					
17 Lazar Grbovic	G	03:32	0-0	0-0	0-0	0 0 0	0 0 0	0	0	1	0	0					
Team						3 2 5		0	2								
Totals		23:59	9-22	8-10	13 23 36	20 11	63	12	16	5	4	-8					

Kansas - 71													Record: 6-1				
NO. Name	Min	FG	3P	FT	Rebounds	Fouls	TP	AS	TO	ST	Blocks	+/-					

BOX SCORES

**9 AT #2/3 KANSAS 88, KANSAS CITY 69**  
Dec. 5, 2023 | Lawrence, Kan. | Allen Fieldhouse (16,300)

Kansas City - 69														Record: 3-6				
NO. Name	Min	FG		3P		FT		Rebounds		Fouls		TP	AS TO ST	Blocks			+/-	
		M-A	M-A	M-A	M-A	OR	DR	PF	FD	OR	DR			PF	FD	BS		BA
23 Allen David Mukeba	F	22:23	1-7	0-1	0-0	3	5	8	3	3	2	2	1	0	1	1	0	-8
5 Jamar Brown	G	30:07	2-13	0-6	0-0	2	3	5	2	0	4	1	1	1	0	1	-17	
11 Anderson Kopp	G	34:45	5-12	1-6	4-4	1	5	6	2	3	15	2	1	1	0	1	-10	
13 Kristion Courseault	G	31:01	7-12	2-3	2-4	0	4	4	2	3	18	4	4	0	0	0	-9	
30 Cameron Faas	G	34:42	6-10	5-7	1-1	1	4	5	3	2	18	0	2	0	0	0	-15	
32 Jeff Ngandu	G	10:45	1-1	0-0	2-4	1	2	3	3	2	4	0	0	0	0	0	-12	
0 Artese Stapleton	08:59	2-4	0-1	0-0	0	0	0	0	0	0	0	1	1	0	0	0	-10	
2 Babacar Diallo	06:14	0-1	0-1	0-0	0	2	2	0	0	0	0	1	1	2	1	0	-4	
12 Promise Idiaru	01:28	0-0	0-0	0-0	0	0	0	0	0	0	0	0	0	0	0	0	-2	
20 Melvyn Onkolki	07:09	1-2	0-0	0	1	0	1	1	1	2	1	1	0	0	0	0	1	
25 Tyler Andrews	02:57	0-0	0-0	0-0	0	0	0	0	0	0	0	0	0	0	0	0	0	
1 Jayson Petty	09:31	1-3	0-2	0-0	0	0	0	0	1	1	2	0	0	0	0	0	-9	
<b>Team</b>																		
<b>Totals</b>			26-65	8-27	9-13	10	26	36	17	15	69	12	13	3	1	3	-19	

Shooting By Period		
1 <sup>st</sup>	FG%	13-33 39.4%
	3PT%	4-14 28.6%
	FT%	9-9 97%
2 <sup>nd</sup>	FG%	13-32 40.6%
	3PT%	4-13 30.8%
	FT%	9-10 90%
GM	FG%	26-65 40.0%
	3PT%	8-27 29.6%
	FT%	9-13 69.2%

Dead Ball Rebounds: 3.0

Technical Fouls: NONE

Kansas - 88														Record: 8-1			
NO. Name	Min	FG		3P		FT		Rebounds		Fouls		TP	AS TO ST	Blocks			+/-
		M-A	M-A	M-A	M-A	OR	DR	PF	FD	OR	DR			PF	FD	BS	
24 KJ Adams, Jr.	F	32:55	6-9	0-0	6-10	2	5	7	4	6	18	6	0	4	0	0	22
1 Hunter Dickinson	C	29:13	6-12	0-2	2	1	11	12	4	3	14	2	1	1	1	0	28
3 Dajuan Harris Jr.	G	35:26	3-6	2-3	0-0	1	1	1	1	0	8	7	2	1	0	0	10
13 Elmarko Jackson	G	22:48	2-5	1-3	0-0	1	0	1	3	2	5	3	2	0	0	0	13
15 Kevin McCullar Jr.	G	34:26	9-13	2-2	5-5	0	6	6	0	5	25	5	2	2	1	1	18
10 Johnny Furphy	13:36	4-7	2-4	0-0	2	2	0	0	10	0	10	0	0	2	1	0	12
23 Parker Braun	09:44	2-3	0-0	1-2	1	2	3	1	5	0	0	0	0	0	0	0	-6
25 Nicolas Timberlake	16:43	1-5	1-5	0-0	2	2	2	0	3	0	0	0	1	0	0	0	3
11 Jamari McDowell	05:09	0-1	0-1	0-0	0	1	1	0	0	0	0	0	0	0	0	0	-5
<b>Team</b>																	
<b>Totals</b>			33-61	8-20	14-19	7	30	37	15	17	88	23	7	11	3	1	19

Shooting By Period		
1 <sup>st</sup>	FG%	16-30 53.3%
	3PT%	5-13 38.5%
	FT%	7-8 87.5%
2 <sup>nd</sup>	FG%	17-31 54.8%
	3PT%	3-7 42.9%
	FT%	7-11 63.6%
GM	FG%	33-61 54.1%
	3PT%	8-20 40.0%
	FT%	14-19 73.7%

Dead Ball Rebounds: 0.0

Technical Fouls: NONE

UMK	KAN	Points from Turnovers	Period by Period Scoring		
			1st	2nd	TOT
2 (1 <sup>st</sup> 19:41)	22 (2 <sup>nd</sup> 7:35)	9	18		
<b>Best Scoring Run</b>	10 (2 <sup>nd</sup> 3:52)	22	42		
<b>Lead Changes</b>	1	9	10		
<b>Times Tied</b>	1	10	21		
<b>Time with Lead</b>	00:19	37:49	12	18	

**11 #2/2 KANSAS 75, AT -/RV INDIANA 71**  
Dec. 16, 2023 | Bloomington, Ind. | Simon Skjodt Assembly Hall (17,222)

Kansas - 75														Record: 10-1			
NO. Name	Min	FG		3P		FT		Rebounds		Fouls		TP	AS TO ST	Blocks			+/-
		M-A	M-A	M-A	M-A	OR	DR	PF	FD	OR	DR			PF	FD	BS	
24 KJ Adams, Jr.	F	35:51	6-12	0-0	2-3	4	0	4	3	3	14	3	3	1	1	0	8
1 Hunter Dickinson	C	37:51	8-17	0-1	1-2	3	11	14	1	4	17	1	1	1	1	1	9
3 Dajuan Harris Jr.	G	40:00	5-9	2-4	0-0	0	2	2	2	0	12	5	3	2	0	0	4
13 Elmarko Jackson	G	24:59	2-6	1-3	0-0	0	1	1	1	0	5	3	1	2	0	0	-6
15 Kevin McCullar Jr.	G	37:15	3-11	2-5	13-16	0	6	6	4	10	21	4	2	3	1	1	0
10 Johnny Furphy	07:23	0-1	0-1	1-2	0	2	2	1	1	1	0	0	0	0	1	0	7
25 Nicolas Timberlake	06:18	0-2	0-2	0-1	0	1	1	2	0	1	0	0	0	0	0	0	-5
23 Parker Braun	02:01	1-1	0-0	0-0	0	0	1	1	0	2	0	0	0	0	0	0	-6
11 Jamari McDowell	08:22	1-2	1-2	0-0	0	1	1	1	3	1	1	1	0	0	0	0	9
<b>Team</b>																	
<b>Totals</b>			26-61	6-18	17-24	9	27	36	15	21	75	18	11	9	4	2	4

Shooting By Period		
1 <sup>st</sup>	FG%	14-26 53.8%
	3PT%	3-7 42.9%
	FT%	9-14 64.3%
2 <sup>nd</sup>	FG%	11-33 33.3%
	3PT%	3-9 33.3%
	FT%	6-8 75.0%
GM	FG%	25-59 42.4%
	3PT%	6-16 37.5%
	FT%	15-22 68.2%

Dead Ball Rebounds: 4.0

Technical Fouls: NONE

Indiana - 71														Record: 7-3			
NO. Name	Min	FG		3P		FT		Rebounds		Fouls		TP	AS TO ST	Blocks			+/-
		M-A	M-A	M-A	M-A	OR	DR	PF	FD	OR	DR			PF	FD	BS	
5 Malik Reneau	F	24:34	5-13	2-4	1-2	2	1	3	4	2	13	4	2	0	0	1	-7
21 Mackenzie Mgbako	F	24:28	4-9	2-4	4-5	0	5	5	4	3	14	0	2	1	0	0	12
1 Ke'el Ware	C	39:18	3-12	0-2	5-6	3	12	15	2	3	11	2	3	1	2	1	-4
2 Gabe Cupps	G	37:23	1-4	0-1	0-0	2	2	2	1	2	1	1	2	0	0	0	-4
32 Trey Galloway	G	37:50	12-17	2-4	2-4	2	3	5	3	28	1	5	0	0	0	0	-1
10 Kaleb Banks	15:32	0-2	0-1	0-0	0	0	0	0	4	0	0	1	1	0	0	0	-16
4 Anthony Walker	16:08	0-1	0-0	3-4	0	3	3	0	2	3	1	0	1	1	0	3	
11 CJ Gunn	04:47	0-1	0-0	0-1	0	2	2	0	1	0	0	0	0	0	0	0	-3
<b>Team</b>																	
<b>Totals</b>			25-59	6-16	15-22	10	28	38	21	15	71	10	14	6	2	4	-4

KU	IU	Points from Turnovers	Period by Period Scoring		
			1st	2nd	TOT
5 (2 <sup>nd</sup> 2:33)	13 (2 <sup>nd</sup> 15:07)	12	9		
<b>Best Scoring Run</b>	5 (1 <sup>st</sup> 14:17)	36	36		
<b>Lead Changes</b>	3	10	12		
<b>Times Tied</b>	1	9	14		
<b>Time with Lead</b>	04:15	35:01	6	3	

**10 AT #2/3 KANSAS 73, MISSOURI 64**  
Dec. 9, 2023 | Lawrence, Kan. | Allen Fieldhouse (16,300)

Missouri - 64														Record: 7-3			
NO. Name	Min	FG		3P		FT		Rebounds		Fouls		TP	AS TO ST	Blocks			+/-
		M-A	M-A	M-A	M-A	OR	DR	PF	FD	OR	DR			PF	FD	BS	
23 Aidan Shaw	F	22:02	2-4	0-0	0-0	2	1	3	2	0	4	0	0	1	2	0	-12
35 Noah Carter	F	25:37	3-8	0-2	1-1	1	6	7	1	2	7	0	1	0	0	1	-11
2 Tamar Bates	G	24:49	1-5	1-3	1-2	1	3	4	3	4	4	1	0	0	0	0	-12
10 Nick Honor	G	35:08	5-14	4-8	3-4	0	1	1	3	4	17	2	3	2	0	1	-8
55 Sean East II	G	38:38	8-15	2-4	3-4	0	3	3	4	5	21	6	5	2	0	1	-6
14 Anthony Robinson II	08:03	1-3	0-0	0-0	0	0	0	0	2	0	2	0	0	0	0	0	-1
75 Connor Vanover	18:07	4-6	0-2	1-2	0	2	2	2	1	9	0	0	1	2	0	0	-2
11 Trent Pierce	11:21	0-2	0-2	0-0	0	2	2	1	0	0	0	2	0	0	0	0	2
4 Curt Lewis	08:41	0-0	0-0	0-0	0	0	0	0	0	0	2	0	0	0	0	0	-4
0 Jordan Butler	03:05	0-1	0-														

BOX SCORES

**13 #2/2 KANSAS 86, WICHITA STATE 67**  
Dec. 30, 2023 | Kansas City, Mo. | T-Mobile Center (18,702)

Wichita St. - 67		Record: 8-5										Shooting By Period																												
NO.	Name	Min	FG	3P	FT	Rebounds	Fouls	TP	AS	TO	ST	Blocks	+	-	1st	2nd	3rd	4th	FT	Rebounds	Fouls	TP	AS	TO	ST	Blocks	+	-												
11	Kenny Pohto	F	27:32	3-10	1-3	1-2	1	5	6	0	2	8	4	0	2	0	1	0	15	1st FG%	12-32	37.5%	3PT%	1-3	27.3%	FT%	1-2	50.0%	GM FG%	28-66	42.4%	3PT%	4-20	20.0%	FT%	7-14	50.0%	Dead Ball Rebounds:	3	0
15	Quincy Ballard	C	18:31	5-5	0-0	0-1	1	3	4	2	1	10	0	3	0	0	0	0	13	2nd FG%	16-34	47.1%	3PT%	2-7	28.6%	FT%	6-12	50.0%	GM FG%	28-66	42.4%	3PT%	4-20	20.0%	FT%	7-14	50.0%	Dead Ball Rebounds:	3	0
1	Xavier Bell	G	28:12	4-9	1-3	2-4	0	1	1	0	2	11	2	1	0	0	1	14	3rd FG%	16-34	47.1%	3PT%	2-7	28.6%	FT%	6-12	50.0%	GM FG%	28-66	42.4%	3PT%	4-20	20.0%	FT%	7-14	50.0%	Dead Ball Rebounds:	3	0	
4	Colby Rogers	G	32:08	4-15	1-7	0-0	2	2	2	2	0	9	2	3	2	0	0	0	27	4th FG%	16-34	47.1%	3PT%	2-7	28.6%	FT%	6-12	50.0%	GM FG%	28-66	42.4%	3PT%	4-20	20.0%	FT%	7-14	50.0%	Dead Ball Rebounds:	3	0
20	Harlon Beverly	G	19:59	2-9	0-1	1-1	0	3	3	2	1	5	3	2	0	0	0	0	15	TOTALS	28-66	42.4%	3PT%	4-20	20.0%	FT%	7-14	50.0%	GM FG%	28-66	42.4%	3PT%	4-20	20.0%	FT%	7-14	50.0%	Dead Ball Rebounds:	3	0
5	Isaac Abidde	G	17:32	2-4	0-1	2-3	0	5	5	4	2	6	0	1	0	0	0	2																						
10	Dalen Ridginal	G	29:09	6-8	1-3	0-1	1	6	7	1	2	13	0	1	3	2	0	0	0																					
55	Bijan Cortes	G	13:08	1-2	0-0	1-2	0	1	1	0	4	3	2	2	0	0	0	0	0																					
3	Ronnie DeGray III	G	09:03	0-3	0-0	0-0	1	0	1	3	1	0	0	1	0	0	0	0	0																					
24	Jacob Germany	G	02:10	0-0	0-0	0-0	2	2	0	0	0	0	0	0	0	0	0	0	0																					
14	Trevor McBride	G	01:18	1-1	0-0	0-0	0	0	0	0	0	2	0	0	0	0	0	0	2																					
21	Henry Thengvall	G	01:18	0-0	0-0	0-0	0	0	0	0	0	0	0	0	0	0	0	0	2																					
Team																			3	3	6	0	0	1																
Totals			28-66	4-20	7-14	7	31	38	14	15	67	13	15	7	2	2	19		Technical Fouls: NONE																					

Kansas - 86		Record: 12-1										Shooting By Period																											
NO.	Name	Min	FG	3P	FT	Rebounds	Fouls	TP	AS	TO	ST	Blocks	+	-	1st	2nd	3rd	4th	FT	Rebounds	Fouls	TP	AS	TO	ST	Blocks	+	-											
24	KJ Adams, Jr.	F	31:37	4-8	0-0	1-2	3	8	11	1	3	9	5	1	0	0	0	32	1st FG%	4-11	36.4%	3PT%	0-0	0.0%	FT%	1-2	50.0%	GM FG%	31-74	42.0%	3PT%	7-27	25.9%	FT%	7-19	36.8%	Dead Ball Rebounds:	0	1
1	Hunter Dickinson	C	30:25	10-17	2-3	0-0	5	8	13	1	1	22	4	1	3	1	0	20	2nd FG%	15-40	37.5%	3PT%	7-9	77.8%	FT%	3-6	50.0%	GM FG%	31-74	42.0%	3PT%	7-27	25.9%	FT%	7-19	36.8%	Dead Ball Rebounds:	0	1
3	Dajuan Harris Jr.	G	35:30	2-5	2-3	0-0	0	4	4	0	0	6	9	2	2	0	0	27	3rd FG%	15-40	37.5%	3PT%	7-9	77.8%	FT%	3-6	50.0%	GM FG%	31-74	42.0%	3PT%	7-27	25.9%	FT%	7-19	36.8%	Dead Ball Rebounds:	0	1
13	Elmarko Jackson	G	27:07	5-10	2-3	0-0	1	1	2	3	0	12	2	2	1	0	0	18	4th FG%	15-40	37.5%	3PT%	7-9	77.8%	FT%	3-6	50.0%	GM FG%	31-74	42.0%	3PT%	7-27	25.9%	FT%	7-19	36.8%	Dead Ball Rebounds:	0	1
15	Kevin McCullar Jr.	G	31:53	5-14	0-4	10-10	0	7	7	1	5	20	2	1	2	0	0	24	TOTALS	31-74	42.0%	3PT%	7-27	25.9%	FT%	7-19	36.8%	GM FG%	31-74	42.0%	3PT%	7-27	25.9%	FT%	7-19	36.8%	Dead Ball Rebounds:	0	1
25	Nicolas Timberlake	G	08:51	0-5	0-4	0-0	0	1	1	3	0	2	0	0	1	0	0	11																					
23	Parker Braun	G	09:35	2-3	0-1	0-0	0	0	3	4	0	0	0	0	0	0	0	11																					
10	Johnny Furphy	G	13:49	2-6	1-5	2-3	0	3	3	2	3	7	0	0	0	0	1	4																					
11	Jamari McDowell	G	08:01	1-3	0-1	4-4	3	0	3	0	2	6	1	0	1	0	0	2																					
12	Wilder Evers	G	01:18	0-1	0-1	0-0	0	1	1	0	0	0	0	0	0	0	0	2																					
14	Patrick Cassidy	G	01:18	0-1	0-1	0-0	0	0	0	0	0	0	0	0	0	0	0	2																					
20	Michael Jankovich	G	01:18	0-1	0-1	0-0	2	2	2	0	0	0	0	0	0	0	0	2																					
22	Dillon White	G	01:18	0-0	0-0	0-0	0	0	0	0	0	0	0	0	0	0	0	2																					
Team																			0	5	5	0	0	1															
Totals			31-74	7-27	17-19	14	34	48	15	14	86	23	8	10	2	2	19		Technical Fouls: NONE																				

WSU		KAN		Points from		WSU		KAN		Period by Period Scoring		
Biggest lead	0 (1st 20:00)	28 (2nd 13:21)	Turnovers	6	15	1st	2nd	TOT	Paint	36	44	TOT
Best Scoring Run	6 (2nd 11:07)	10 (2nd 18:43)	Second Chance	7	10	WSU	27	40	67	Fast Breaks	7	14
Lead Changes	0		Bench	24	17	KAN	43	43	86	Times Tied	2	
Time with Lead	00:00	38:25								Time with Lead	12:10	24:09

**14 AT #2/2 KANSAS 83, TCU 81**  
Jan. 6, 2024 | Lawrence, Kan. | Allen Fieldhouse (16,300)

TCU - 81		Record: 11-3 (9-1)										Shooting By Period																												
NO.	Name	Min	FG	3P	FT	Rebounds	Fouls	TP	AS	TO	ST	Blocks	+	-	1st	2nd	3rd	4th	FT	Rebounds	Fouls	TP	AS	TO	ST	Blocks	+	-												
2	Emanuel Miller	F	37:23	6-14	1-2	7-8	3	2	5	1	5	20	2	2	1	0	0	3	1st FG%	17-33	51.5%	3PT%	3-7	42.9%	FT%	3-3	100%	GM FG%	30-65	46.2%	3PT%	8-21	38.1%	FT%	13-16	81.3%	Dead Ball Rebounds:	2	0	
8	Ernest Udeh Jr.	C	20:04	0-1	0-0	2-2	1	3	4	3	2	2	0	1	2	1	1	4	2nd FG%	13-32	40.6%	3PT%	5-14	35.7%	FT%	10-13	76.9%	GM FG%	30-65	46.2%	3PT%	8-21	38.1%	FT%	13-16	81.3%	Dead Ball Rebounds:	2	0	
0	Micah Peavy	G	33:40	4-11	1-4	1-1	2	3	5	3	2	10	2	2	1	1	0	0	8	3rd FG%	13-32	40.6%	3PT%	5-14	35.7%	FT%	10-13	76.9%	GM FG%	30-65	46.2%	3PT%	8-21	38.1%	FT%	13-16	81.3%	Dead Ball Rebounds:	2	0
3	Avery Anderson III	G	19:49	2-7	0-2	3-3	1	1	2	4	3	7	4	2	6	0	0	5	4th FG%	13-32	40.6%	3PT%	5-14	35.7%	FT%	10-13	76.9%	GM FG%	30-65	46.2%	3PT%	8-21	38.1%	FT%	13-16	81.3%	Dead Ball Rebounds:	2	0	
11	Trevan Terryson	G	34:34	9-12	6-8	0-0	1	1	2	0	24	3	0	3	0	0	0	1	15	TOTALS	30-65	46.2%	3PT%	8-21	38.1%	FT%	13-16	81.3%	GM FG%	30-65	46.2%	3PT%	8-21	38.1%	FT%	13-16	81.3%	Dead Ball Rebounds:	2	0
12	Xavier Clark	G	14:15	2-5	0-0	0-0	1	1	2	1	1	4	1	0	0	0	0	5																						
4	Jameer Nelson Jr.	G	24:24	5-10	0-4	0-2	0	1	1	2	10	4	2	3	0	0	0	6																						
5	Chuck O'Bannon	G	10:11	1-3	0-1	0-0	1	3	4	1	0	2	0	0	0	0	0	1	1																					
44	Essam Mostafa	G	05:41	1-2	0-0	0-0	0	2	2	0	0	0	0	0	0	0	0	1	1																					
Team																			2	2	2	0	0																	
Totals			30-65	8-21	13-16	11	17	28	17	14	81	17	9	16	3	2	2	2	Technical Fouls: NONE																					

Kansas - 83		Record: 13-1 (1-0)										Shooting By Period																											
NO.	Name	Min	FG	3P	FT	Rebounds	Fouls	TP	AS	TO	ST	Blocks	+	-	1st	2nd	3rd	4th	FT	Rebounds	Fouls	TP	AS	TO	ST	Blocks	+	-											
24	KJ Adams, Jr.	F	37:28	7-8	0-0	4-5	6	4	10	3	4	18	1	2	2	0	0	6	1st FG%	17-32	53.1%	3PT%	3-9	33.3%	FT%	4-6	66.7%	GM FG%	32-60	53.3%	3PT%	5-14	35.7%	FT%	14-19	73.7%	Dead Ball Rebounds:	0	1
1	Hunter Dickinson	C	34:55	13-20	2-3	2-3	8	3	11	2	4	30	1	3	1	0	0	3	2nd FG%	15-28	53.6%	3PT%	2-5	40.0%	FT%	10-13	76.9%	GM FG%	32-60	53.3%	3PT%	5-14	35.7%	FT%	14-19	73.7%	Dead Ball Rebounds:	0	1
3	Dajuan Harris Jr.	G	38:41	3-7																																			

BOX SCORES

17 #3/4 KANSAS 90, AT OKLAHOMA STATE 66  
Jan. 16, 2024 | Stillwater, Okla. | Gallagher-Iba Arena (8,570)

KANSAS - 90		Record: 15-2 (3-1)													
NO.	Name	Min	FG	3P	FT	Rebounds	Fouls	TP	AS	TO	ST	Blocks	+/		
			M-A	M-A	M-A	OR DR TOT	PF	FD				BS BA			
24	KJ Adams, Jr.	F 34:18	8-10	0-0	0-0	1 3 4	3	1	16	5	2	0	1	0	22
1	Hunter Dickinson	C 30:12	9-14	0-2	3-5	2 5 7	3	5	21	2	2	0	2	0	24
3	Dajuan Harris Jr.	G 30:60	4-6	0-0	3-4	0 2 2	2	2	11	3	1	3	0	0	21
10	Johnny Furphy	G 32:38	5-6	3-4	2-2	1 6 7	1	1	15	2	0	0	2	0	22
15	Kevin McCullar Jr.	G 35:12	7-14	1-4	3-3	1 5 6	1	4	18	8	3	1	0	0	25
13	Elmarko Jackson	G 28:44	1-3	0-1	0-2	1 0 1	1	1	2	1	2	1	0	0	0
23	Parker Braun	09:48	0-1	0-0	2-2	0 3 3	4	2	0	0	0	0	0	0	0
25	Nicolas Timberlake	08:42	1-2	0-0	0-0	2 2 1	0	0	2	0	0	0	2	0	7
11	Jamari McDowell	03:00	0-0	0-0	0-0	0 0 0	1	0	0	0	0	0	0	0	0
20	Michael Jankovich	02:26	1-2	0-0	0-0	0 0 0	0	0	0	3	0	0	0	0	-1
Team						0 1 1			0						
Totals			36-58	5-13	13-18	6 27 33	17	16	90	21	11	7	7	0	24

Shooting By Period

1st	FG%	21-37	67.7%
	3PT%	4-7	57.1%
	FT%	2-2	100%
2nd	FG%	15-27	55.6%
	3PT%	1-6	16.7%
	FT%	11-16	68.8%
GM	FG%	36-58	62.1%
	3PT%	5-13	38.5%
	FT%	13-18	72.2%

Dead Ball Rebounds: 3, 0

Technical Fouls: NONE

Oklahoma St. - 66		Record: 8-9 (0-4)													
NO.	Name	Min	FG	3P	FT	Rebounds	Fouls	TP	AS	TO	ST	Blocks	+/		
			M-A	M-A	M-A	OR DR TOT	PF	FD				BS BA			
2	Eric Dailey Jr.	F 20:56	4-5	0-0	1-2	1 0 1	3	1	9	0	0	1	0	1	-16
23	Brandon Garrison	C 26:07	3-6	0-0	4-6	2 3 5	4	6	10	1	3	1	0	1	-15
5	Bryon Thompson	G 26:24	5-11	3-7	7-8	0 1 1	4	6	20	2	1	2	0	1	-25
5	Quinn Williams	G 28:24	2-3	1-1	1-2	3 2 5	2	1	6	0	4	2	0	0	-18
12	Javon Small	G 28:27	1-10	0-4	0-0	2 2 2	1	0	2	7	5	0	0	3	-22
51	John-Michael Wright	11:11	0-3	0-1	0-0	0 0 0	0	0	0	0	0	0	0	0	-2
32	Mike Marsh	11:24	1-4	0-0	0-0	1 1 2	0	0	2	0	0	0	0	1	-11
4	Jarius Hicklen	22:04	3-6	2-5	2-2	0 1 1	0	1	10	0	0	2	0	0	-10
13	Connor Dow	16:13	1-4	0-3	3-3	0 2 2	0	1	5	1	0	1	0	0	-1
21	Justin McBride	03:17	1-1	0-0	0-1	0 3 3	1	1	2	0	0	0	0	0	-1
14	Jamyron Keller	02:26	0-0	0-0	0-0	0 0 0	1	0	0	0	0	0	0	0	0
Team						0 3 3			0						
Totals			21-53	6-21	18-24	7 18 25	16	17	66	11	14	9	0	7	-24

Technical Fouls: NONE

Points from	KANSAS	OSU
Biggest lead	28 (2nd 12:05)	0 (1st 20:00)
Best Scoring Run	12 (2nd 12:05)	7 (2nd 9:27)
Lead Changes	0	0
Times Tied	0	0
Time with Lead	39:40	00:00

Period by Period Scoring	1st	2nd	TOT
KANSAS	48	42	90
OSU	33	33	66

18 AT WEST VIRGINIA 91, #3/4 KANSAS 85  
Jan. 20, 2024 | Morgantown, W. Va. | WVU Coliseum (12,208)

KANSAS - 85		Record: 15-3 (3-2)													
NO.	Name	Min	FG	3P	FT	Rebounds	Fouls	TP	AS	TO	ST	Blocks	+/		
			M-A	M-A	M-A	OR DR TOT	PF	FD				BS BA			
24	KJ Adams, Jr.	F 38:27	4-6	0-0	3-5	1 3 4	2	5	11	3	2	0	0	-1	
1	Hunter Dickinson	C 35:44	7-14	0-2	5-6	2 3 5	2	4	19	5	4	2	2	0	-4
3	Dajuan Harris Jr.	G 35:58	2-5	0-2	0-0	0 0 0	3	0	4	5	0	5	1	0	-5
10	Johnny Furphy	G 31:22	4-12	3-9	2-2	2 5 7	4	2	13	3	0	0	0	2	-1
15	Kevin McCullar Jr.	G 32:20	10-14	2-4	2-3	0 4 4	3	6	24	5	1	0	0	0	-2
13	Elmarko Jackson	08:16	1-2	0-1	0-0	0 1 1	2	0	0	0	0	0	0	0	-11
23	Parker Braun	04:02	0-0	0-0	0-0	2 7 9	3	5	23	2	1	0	0	0	-1
25	Nicolas Timberlake	13:47	4-7	2-5	2-2	0 1 1	1	1	12	0	0	0	0	0	-5
11	Jamari McDowell	00:04	0-0	0-0	0-0	0 0 0	1	0	0	0	0	0	0	0	0
Team						0 0 0			0						
Totals			32-60	7-23	14-18	5 17 22	19	18	85	22	7	8	3	2	-6

Technical Fouls: NONE

West Virginia - 91		Record: 7-11 (2-3)													
NO.	Name	Min	FG	3P	FT	Rebounds	Fouls	TP	AS	TO	ST	Blocks	+/		
			M-A	M-A	M-A	OR DR TOT	PF	FD				BS BA			
13	Akok Akok	F 18:12	2-4	1-2	0-0	0 1 1	1	0	5	1	0	0	1	-12	
24	Pat Suemnick	F 34:32	8-15	0-0	4-6	4 2 6	4	4	20	2	2	1	0	1	-2
2	Kobe Johnson	G 27:15	3-4	1-2	0-0	0 0 0	1	0	7	1	1	0	0	0	-5
3	Kerr Kilisa	G 26:23	4-6	3-4	4-4	0 3 3	3	2	15	3	6	2	0	0	-8
23	RaeQuan Battle	G 29:53	7-14	3-7	6-7	2 7 9	3	5	23	2	1	0	1	1	-1
11	Quinn Slazinski	27:05	2-5	1-3	3-4	2 3 5	3	0	8	0	0	0	0	0	-18
14	Seth Wilson	15:13	3-3	3-3	0-0	0 3 2	0	0	0	0	0	0	0	0	-4
1	Noah Farrakhan	17:51	0-5	0-0	4-4	1 3 4	1	5	4	6	1	0	0	0	-18
22	Josiah Harris	03:37	0-0	0-0	0-0	0 0 0	0	0	0	0	0	1	0	0	-2
Team						0 0 0			0						
Totals			29-56	12-21	21-25	9 22 31	18	19	91	19	13	3	2	3	6

Technical Fouls: NONE

Biggest lead	KAN	WVU
Biggest lead	7 (1st 16:13)	7 (2nd 6:49)
Best Scoring Run	7 (1st 17:38)	6 (1st 13:46)
Lead Changes	8	13
Times Tied	10	0
Time with Lead	13:14	22:29

Points from	KAN	WVU
Turnovers	14	7
Paint	44	26
Second Chance	8	13
Fast Breaks	16	8
Bench	14	21

Period by Period Scoring	1st	2nd	TOT
KAN	51	34	85
WVU	51	40	91

19 AT #7/8 KANSAS 74, CINCINNATI 69  
Jan. 22, 2024 | Lawrence, Kan. | Allen Fieldhouse (16,300)

Cincinnati - 69		Record: 13-6 (2-4)													
NO.	Name	Min	FG	3P	FT	Rebounds	Fouls	TP	AS	TO	ST	Blocks	+/		
			M-A	M-A	M-A	OR DR TOT	PF	FD				BS BA			
30	Viktor Lakhin	F 26:21	1-6	0-1	5-8	4 4 8	3	5	7	2	1	0	0	-4	
41	Simas Lukosius	F 26:48	1-9	0-6	2-2	1 2 3	2	1	4	1	2	1	1	0	-2
55	Aziz Bandago	C 28:30	2-3	0-0	2-2	3 8 11	2	2	6	0	4	0	1	1	4
1	Day Day Thomas	G 22:46	4-10	0-3	1-1	2 1 3	5	1	9	3	1	1	0	0	-1
15	John Newman III	G 28:03	4-8	0-1	3-4	1 1 2	3	2	11	0	1	1	0	0	-13
0	Dan Skilling Jr.	31:18	6-14	3-6	1-2	3 5 3	3	1	16	0	3	2	0	0	-3
13	Jamillo Reynolds	11:02	2-4	0-0	2-2	1 2 3	1	2	6	0	1	0	0	0	-10
2	Jizzle James	18:26	4-7	0-1	2-2	0 0 0	0	3	10	1	3	0	0	0	-2
10	Josh Reed	06:47	0-0	0-0	0-0	0 2 2	4	0	0	0	0	0	1	0	0
Team						2 1 3			0						
Totals			24-61	3-18	18-23	16 24 40	23	17	69	7	16	6	2	1	-5

Shooting By Period

1st	FG%	14-31	45.2%
	3PT%	3-10	30.0%
	FT%	4-7	57.1%
2nd	FG%	10-30	33.3%
	3PT%	0-8	0.0%
	FT%	14-16	87.5%
GM	FG%	24-61	39.3%
	3PT%	3-18	16.7%
	FT%	18-23	78.3%

Dead Ball Rebounds: 3, 1

Technical Fouls: NONE

Kansas - 74		Record: 16-3 (4-2)													
NO.	Name	Min	FG	3P	FT	Rebounds	Fouls	TP	AS	TO	ST	Blocks	+/		
			M-A	M-A	M-A	OR DR TOT	PF	FD				BS BA			
24	KJ Adams, Jr.	F 34:40	5-8	0-0	1-2	1 2 3	3	1	11	2	3	1	0	0	8
1	Hunter Dickinson	C 29:40	4-7	0-1	2-2	1 5 6	4	2	10	1	0	1	1	0	6
3	Dajuan Harris Jr.	G 37:35	3-10	1-2	1-1	0 1 1	2	2	8	8	5	2	0	1	8
10	Johnny Furphy	G 36:36	7-8	3-4	6-9	3 8 11	3	6	23						

BOX SCORES

21 AT #8/9 KANSAS 83, OKLAHOMA STATE 54  
Jan. 30, 2024 | Lawrence, Kan. | Allen Fieldhouse (16,300)

Oklahoma St. - 54													Record: 9-12 (1-7)						
NO.	Name	Min	FG		3P		FT		Rebounds		Fouls		TP	AS	TO	ST	Blocks		+/-
			M-A	A-A	M-A	A-A	OR	DR	TOT	PF	FD	BS					BA		
23	Brandon Garrison	C 28:37	3-8	0-0	5-9	1	4	5	3	4	11	1	3	2	0	2	2	-21	
1	Bryce Thompson	G 04:29	0-1	0-1	0-0	0	0	0	0	1	0	2	0	0	0	0	-4		
12	Javon Small	G 30:41	3-10	2-8	0-0	0	0	0	0	0	8	2	2	1	0	0	-24		
13	Connor Dow	G 29:39	0-4	0-4	0-0	0	7	7	3	3	0	1	0	1	1	0	-23		
51	John-Michael Wright	G 34:02	4-13	4-10	4-5	0	2	2	1	3	16	1	1	0	0	1	-19		
2	Eric Dailey Jr.	G 15:21	2-7	0-0	0-2	3	0	3	2	2	4	1	1	1	0	1	-10		
4	Jarius Hicklen	18:18	1-5	1-3	0-0	0	3	3	1	0	3	0	1	0	0	0	-18		
5	Quion Williams	18:31	1-3	0-0	2-2	3	3	6	2	1	4	0	1	0	0	0	-14		
32	Mike Marsh	05:03	0-2	0-0	0-0	0	1	1	1	0	0	1	0	0	0	0	-4		
14	Jamyron Keller	08:53	1-3	0-2	1-1	0	0	0	0	1	3	0	0	1	0	0	-1		
21	Justin McBride	05:26	2-2	1-1	0-0	0	1	1	1	0	5	0	1	0	0	0	-7		
Team																			
Totals			17-58	8-29	12-19	9	21	30	14	12	54	8	10	6	1	4	-29		

Shooting By Period		
1st	FG%	8-28 28.6%
3PT%	5-14 35.7%	
FT%	5-6 83.3%	
2nd	FG%	9-30 30.0%
3PT%	3-15 20.0%	
FT%	7-13 53.8%	
GM FG%	17-58 29.3%	
3PT%	8-29 27.6%	
FT%	12-19 63.2%	

Dead Ball Rebounds: 3, 0

Kansas - 83													Record: 17-4 (5-3)						
NO.	Name	Min	FG		3P		FT		Rebounds		Fouls		TP	AS	TO	ST	Blocks		+/-
			M-A	A-A	M-A	A-A	OR	DR	TOT	PF	FD	BS					BA		
24	KJ Adams, Jr.	F 30:58	7-7	0-0	2-2	0	2	2	2	4	16	6	2	2	1	0	22		
1	Hunter Dickinson	C 27:32	8-14	0-1	0-0	1	10	11	3	2	16	2	1	1	1	0	26		
3	Dajuan Harris Jr.	G 29:57	5-9	2-3	0-0	3	3	1	1	12	7	1	1	0	1	18			
10	Johnny Furphy	G 32:17	4-7	1-3	2-4	1	5	6	2	3	11	2	0	0	1	0	17		
13	Elmarko Jackson	G 25:21	4-8	2-2	0-0	2	2	2	1	10	1	2	0	0	0	0	13		
25	Nicolas Timberlake	24:25	2-8	1-5	2-2	0	6	6	1	2	7	2	1	2	0	0	24		
23	Parker Braun	10:16	0-1	0-1	0-0	1	5	6	1	0	0	1	3	1	0	0	1		
11	Jamari McDowell	10:28	2-3	1-2	1-1	1	2	3	0	1	6	1	0	0	1	0	4		
20	Michael Jankovich	04:22	1-1	1-1	0-0	0	0	0	0	3	0	0	0	0	0	0	5		
12	Wilder Evers	02:12	1-1	0-0	0-0	0	1	1	0	0	2	0	0	0	0	0	2		
22	Dillon Wilhite	02:12	0-0	0-0	0-0	0	0	0	0	0	0	0	0	0	0	0	2		
Team																			
Totals			34-59	8-18	7-9	5	36	41	12	14	83	22	10	7	4	1	29		

Shooting By Period		
1st	FG%	18-28 64.3%
3PT%	5-10 50.0%	
FT%	3-4 75%	
2nd	FG%	16-31 51.6%
3PT%	3-8 37.5%	
FT%	4-5 80%	
GM FG%	34-59 57.6%	
3PT%	8-18 44.4%	
FT%	7-9 77.8%	

Dead Ball Rebounds: 1, 0

OSU		KAN		Points from		OSU		KAN		Period by Period Scoring		
Biggest lead	0 (1st 20:00)	31 (2nd 0:35)	Turnovers	12	9	1st	2nd	TOT	OSU	26	28	54
Best Scoring Run	5 (2nd 10:57)	12 (1st 5:45)	Paint	14	44	KAN	44	39	83			
Lead Changes	0	0	Second Chance	2	2							
Times Tied	0	0	Fast Breaks	7	15							
Time with Lead	00:00	39:44	Bench	19	18							

22 AT #8/9 KANSAS 78, #4/4 HOUSTON 65  
Feb. 3, 2024 | Lawrence, Kan. | Allen Fieldhouse (16,300)

Houston - 65													Record: 19-3 (6-3)						
NO.	Name	Min	FG		3P		FT		Rebounds		Fouls		TP	AS	TO	ST	Blocks		+/-
			M-A	A-A	M-A	A-A	OR	DR	TOT	PF	FD	BS					BA		
5	Ja'Vier Francis	F 03:55	1-1	0-0	0-0	0	0	0	1	0	2	0	0	0	0	0	0	-5	
13	J'Wan Roberts	F 37:58	5-11	0-0	1-3	7	6	13	2	3	11	1	0	2	0	1	-10		
1	Jamal Shead	G 38:24	2-9	0-3	3-4	0	0	0	1	4	7	9	0	1	0	0	-8		
4	LJ Cryer	G 32:38	9-20	6-12	0-1	0	1	1	3	1	24	3	0	1	0	1	-9		
21	Emanuel Sharp	G 31:23	4-14	3-9	0-0	1	1	2	0	11	1	0	0	0	0	-15			
25	Joseph Tugler	33:47	3-7	0-0	2-2	5	3	8	3	2	8	0	2	2	1	1	-3		
3	Ramon Walker Jr.	03:38	0-1	0-1	0-0	0	0	0	0	0	0	0	0	0	0	0	-5		
8	Myik Wilson	11:58	1-5	0-3	0-0	0	0	0	0	0	2	0	0	2	0	0	-4		
11	Damian Dunn	06:19	0-1	0-1	0-0	0	0	0	0	0	0	1	0	0	0	0	-6		
Team																			
Totals			25-69	9-29	6-10	13	11	24	12	10	65	14	3	8	1	3	-13		

Shooting By Period		
1st	FG%	10-32 31.3%
3PT%	3-13 23.1%	
FT%	5-7 71.4%	
2nd	FG%	15-37 40.5%
3PT%	6-16 37.5%	
FT%	1-3 33.3%	
GM FG%	25-69 36.2%	
3PT%	9-29 31.0%	
FT%	6-10 60.0%	

Dead Ball Rebounds: 1, 0

Kansas - 78													Record: 18-4 (6-3)						
NO.	Name	Min	FG		3P		FT		Rebounds		Fouls		TP	AS	TO	ST	Blocks		+/-
			M-A	A-A	M-A	A-A	OR	DR	TOT	PF	FD	BS					BA		
24	KJ Adams, Jr.	F 36:26	4-5	0-0	2-4	0	4	4	2	3	10	7	4	1	1	0	11		
1	Hunter Dickinson	C 33:19	9-15	0-1	2-3	2	6	8	2	3	20	4	3	0	1	0	14		
3	Dajuan Harris Jr.	G 37:15	3-4	1-2	0-0	0	3	3	1	1	7	2	1	0	1	0	15		
10	Johnny Furphy	G 34:42	6-7	3-4	2-4	0	8	8	4	2	17	2	0	0	0	0	17		
15	Kevin McCullar Jr.	G 36:58	7-8	1-2	2-2	2	5	7	1	1	17	3	5	1	0	0	10		
23	Parker Braun	08:14	1-2	1-1	2-2	1	2	3	0	1	5	1	0	0	0	1	1		
13	Elmarko Jackson	08:41	1-2	0-1	0-0	1	1	2	0	0	2	1	3	0	0	0	-3		
25	Nicolas Timberlake	02:54	0-1	0-1	0-0	0	1	1	0	1	0	1	0	0	1	0	0		
11	Jamari McDowell	01:31	0-1	0-1	0-0	0	0	0	0	0	0	0	0	0	0	0	0		
Team																			
Totals			31-45	6-13	10-15	6	34	40	10	12	78	20	18	2	3	1	13		

Shooting By Period		
1st	FG%	17-25 68.0%
3PT%	4-8 50.0%	
FT%	5-8 62.5%	
2nd	FG%	14-20 70.0%
3PT%	2-5 40.0%	
FT%	5-7 71.4%	
GM FG%	31-45 68.9%	
3PT%	6-13 46.2%	
FT%	10-15 66.7%	

Dead Ball Rebounds: 2, 0

HOU		KAN		Points from		HOU		KAN		Period by Period Scoring		
Biggest lead	2 (1st 19:43)	20 (2nd 12:23)	Turnovers	20	6	1st	2nd	TOT	HOU	28	37	65
Best Scoring Run	6 (1st 6:11)	7 (1st 16:26)	Paint	24	42	KAN	43	35	78			
Lead Changes	1	0	Second Chance	8	8							
Times Tied	2	0	Fast Breaks	16	9							
Time with Lead	00:13	38:12	Bench	10	7							

# CAREER RECORDS

## SCORING

1. Danny Manning	2,951	1985-88
2. Nick Collison	2,097	2000-03
3. Raef LaFrentz	2,066	1995-98
4. Clyde Lovellette	1,979	1950-52
5. Sherron Collins	1,888	2007-10
6. Frank Mason III	1,885	2014-17
7. Darnell Valentine	1,821	1978-81
8. Keith Langford	1,812	2002-05
9. Perry Ellis	1,798	2013-16
10. Paul Pierce	1,768	1996-98
11. Dave Robisch	1,754	1969-71
12. Kirk Hinrich	1,753	2000-03
13. Devonte' Graham	1,750	2015-18
14. Kevin Pritchard	1,692	1987-90
15. Ochai Agbaji	1,652	2019-22
16. Mark Randall	1,627	1987, 89-91
17. Wayne Simien	1,593	2002-05
18. Tyshawn Taylor	1,580	2009-12
19. Jeff Boschee	1,560	1999-2002
20. Kenny Gregory	1,555	1998-2001
21. Calvin Thompson	1,548	1983-86
22. Drew Gooden	1,526	2000-02
23. Ron Kelllogg	1,508	1983-86
24. Bud Stallworth	1,495	1970-72
25. Tony Guy	1,488	1979-82
26. Brandon Rush	1,477	2006-08
27. Jalen Wilson	1,475	2020-23
28. Wilt Chamberlain	1,433	1957-58
29. Richard Scott	1,375	1991-94
30. Adonis Jordan	1,373	1990-93
31. Marcus Morris	1,371	2009-11
32. Mario Chalmers	1,341	2006-08
33. Walter Wesley	1,315	1964-66
34. Jo Jo White	1,286	1966-69
35. Eric Chenowith	1,281	1998-2001
36. Jerod Haase	1,264	1995-97
37. Steve Woodberry	1,240	1991-94
38. Scot Pollard	1,209	1994-97
Greg Dreiling	1,209	1984-86
40. Jacque Vaughn	1,207	1994-97
41. Wayne Selden Jr.	1,202	2014-16
42. Aaron Miles	1,183	2002-05
43. Svi Mykhailiuk	1,181	2015-18
44. Milt Newton	1,166	1985, 87-89
45. Rick Suttle	1,156	1973-75
46. Billy Thomas	1,152	1995-98
47. David McCormack	1,145	2019-22
48. Wayne Hightower	1,128	1960-61
49. Lagerald Vick	1,100	2016-19
50. Charlie Black	1,082	1942-43, 46-47
51. Udoka Azubuike	1,069	2017-20
52. Rex Walters	1,064	1992-93
53. Otto Schnellbacher	1,062	1943, 46-48
54. Kelly Knight	1,057	1980, 82-84
55. Ryan Robertson	1,055	1996-99
56. Nolen Ellison	1,045	1961-63
57. Carl Henry	1,044	1983-84
58. Cole Aldrich	1,038	2008-10
59. Jerry Gardner	1,030	1960-62
60. Bill Bridges	1,028	1959-61
61. Thomas Robinson	1,026	2010-12
62. Cedric Hunter	1,022	1984-87
David Magley	1,022	1979-82
64. Christian Braun	1,018	2020-22
65. Rodger Bohnenstiehl	1,006	1966-67-68
66. Norman Cook	1,004	1974-75-76

## FIELD GOAL PCT.

<i>(Min. 500 attempts)</i>			
1. Udoka Azubuike	469-629	74.6	2017-20
2. Mark Randall	643-1037	62.0	1987, 89-91
3. Richard Scott	566-950	59.6	1991-94
4. Danny Manning	1216-2049	59.3	1985-88
5. Darnell Jackson	311-586	58.0	2005-08
Alonzo Jamison	296-510	58.0	1990-92
6. Cole Aldrich	391-681	57.4	2008-10
8. Greg Dreiling	474-828	57.2	1984-86
9. Jeff Withey	327-576	56.8	2010-13
Sasha Kaun	331-583	56.8	2005-08

## REBOUNDS

1. Danny Manning	1,187	1985-88
2. Raef LaFrentz	1,186	1995-98
3. Nick Collison	1,143	2000-03
4. Bill Bridges	1,081	1959-61
5. Eric Chenowith	933	1998-2001
6. Drew Gooden	905	2000-02
7. Wayne Simien	884	2002-05
8. Wilt Chamberlain	877	1957-58
9. Cole Aldrich	860	2008-10
10. Scot Pollard	850	1994-97
11. Clyde Lovellette	839	1950-52
12. Perry Ellis	834	2013-16
13. Dave Robisch	815	1969-71
14. Jalen Wilson	806	2020-23
15. Greg Ostertag	770	1992-95
16. Thomas Robinson	763	2010-12
17. Mark Randall	723	1987, 89-91
18. Landen Lucas	702	2014-17
19. Udoka Azubuike	685	2017-20
20. David McCormack	681	2019-22
21. Paul Mokeski	680	1977-79
22. Marcus Morris	676	2009-11
Paul Pierce	676	1996-98
24. Markieff Morris	662	2009-11
25. Greg Dreiling	650	1984-86
26. Roger Brown	640	1969-71

## ASSISTS

<i>(started 1974-75)</i>			
1. Aaron Miles	954	2002-05	
2. Jacque Vaughn	804	1994-97	
3. Cedric Hunter	684	1984-87	
4. Kirk Hinrich	668	2000-03	
5. Devonte' Graham	632	2015-18	
6. Darnell Valentine	609	1978-81	
<b>7. Dajuan Harris Jr.</b>	<b>601</b>	<b>2021-present</b>	
8. Frank Mason III	576	2014-17	
9. Tyshawn Taylor	575	2009-12	
10. Adonis Jordan	568	1990-93	
11. Sherron Collins	552	2007-10	
12. Russell Robinson	500	2005-08	
13. Kevin Pritchard	499	1987-90	
14. Ryan Robertson	485	1996-99	
15. Mark Turgeon	437	1984-87	
16. Jeff Boschee	425	1999-2002	
17. Mario Chalmers	420	2006-08	
18. Elijah Johnson	399	2010-13	
19. Steve Woodberry	361	1991-94	
20. Marcus Garrett	351	2018-21	
21. Jerod Haase	343	1995-97	
22. Danny Manning	342	1985-88	
23. Tony Guy	327	1979-82	

## 3-POINT FIELD GOALS MADE

<i>(started 1986-87)</i>			
1. Jeff Boschee	338	1999-2002	
2. Devonte' Graham	296	2015-18	
3. Billy Thomas	269	1995-98	
4. Ochai Agbaji	250	2019-22	
5. Svi Mykhailiuk	237	2015-18	
6. Kirk Hinrich	236	2000-03	
7. Sherron Collins	232	2007-10	
8. Brandon Rush	205	2006-08	
9. Terry Brown	200	1990-91	
10. Frank Mason III	185	2014-17	
11. Mario Chalmers	180	2006-08	
12. Adonis Jordan	179	1990-93	
13. Tyrel Reed	176	2008-11	
14. Lagerald Vick	167	2016-19	
15. Wayne Selden Jr.	162	2014-16	
16. Jerod Haase	156	1995-97	
17. Kevin Pritchard	154	1987-90	
18. Rex Walters	151	1992-93	
19. Elijah Johnson	147	2010-13	
20. Ryan Robertson	144	1996-99	
21. Jalen Wilson	141	2020-23	
22. J.R. Giddens	137	2004-05	

## 3-POINT FIELD GOAL ATTEMPTS

<i>(started 1986-87)</i>			
1. Jeff Boschee	843	1999-2002	
2. Devonte' Graham	723	2015-18	
3. Billy Thomas	691	1995-98	
4. Ochai Agbaji	670	2019-22	
5. Sherron Collins	615	2007-10	
6. Svi Mykhailiuk	579	2015-18	
7. Kirk Hinrich	546	2000-03	
8. Terry Brown	485	1990-91	
9. Brandon Rush	471	2006-08	
10. Jerod Haase	461	1995-97	
11. Jalen Wilson	443	2020-23	
Wayne Selden Jr.	443	2014-16	
13. Frank Mason III	440	2014-17	
14. Adonis Jordan	437	1990-93	
15. Tyrel Reed	433	2008-11	
16. Elijah Johnson	430	2010-13	
Mario Chalmers	430	2006-08	
18. Lagerald Vick	412	2016-19	
19. Kevin Pritchard	379	1987-90	
20. Sean Pearson	371	1993-96	
21. J.R. Giddens	369	2004-05	
22. Rex Walters	361	1992-93	
23. Christian Braun	357	2020-22	
24. Ryan Robertson	354	1996-99	
25. Tyshawn Taylor	324	2009-12	

## 3-POINT FIELD GOAL PCT.

<i>(Min. 200 attempts; started 1986-87)</i>			
1. Milt Newton	100-224	44.6	1987-89
2. Jeff Guelnder	90-205	43.9	1987-90
3. Brandon Rush	205-471	43.5	2005-08
4. Kirk Hinrich	236-546	43.2	2000-03
5. Steve Woodberry	126-298	42.3	1991-94
6. Frank Mason III	185-440	42.0	2014-17
7. Mario Chalmers	180-430	41.9	2005-08
8. Rex Walters	151-361	41.8	1992-93
9. Malik Newman	85-205	41.5	2018
10. Brady Morningstar	116-281	41.3	2007-11
11. Terry Brown	200-485	41.2	1990-91
12. Devonte' Graham	296-723	40.9	2015-18
Svi Mykhailiuk	237-579	40.9	2015-18
Adonis Jordan	179-437	40.9	1990-93
15. Ryan Robertson	144-354	40.7	1996-99
16. Tyrel Reed	176-433	40.6	2008-11
Kevin Pritchard	154-379	40.6	1987-90
18. Lagerald Vick	167-412	40.5	2016-19
19. Jeff Boschee	338-843	40.1	1999-02
20. Keith Langford	102-257	39.7	2002-05
21. Billy Thomas	269-691	38.9	1995-98
22. Jacque Vaughn	105-274	38.3	1994-97
23. Christian Braun	135-357	37.8	2020-22
24. Sherron Collins	232-655	37.7	2007-10

## STEALS

<i>(started 1975-76)</i>			
1. Darnell Valentine	336	1978-81	
2. Mario Chalmers	283	2006-08	
3. Aaron Miles	264	2002-05	
4. Danny Manning	250	1985-88	
5. Russell Robinson	247	2005-08	
6. Kirk Hinrich	206	2000-03	
<b>7. Dajuan Harris Jr.</b>	<b>199</b>	<b>2021-present</b>	
8. Devonte' Graham	197	2015-18	
9. Kevin Pritchard	190	1987-90	
10. Nick Bradford	187	1997-2000	
11. Marcus Garrett	181	2018-21	
Adonis Jordan	181	1990-93	
13. Alonzo Jamison	175	1990-92	
14. Jerod Haase	174	1995-97	
15. Tyshawn Taylor	172	2009-12	
16. Frank Mason III	165	2014-17	
17. Jeff Boschee	161	1999-2002	
Tony Guy	161	1979-82	
19. Jacque Vaughn	160	1994-97	
Steve Woodberry	160	1991-94	
21. Cedric Hunter	157	1984-87	
22. Nick Collison	155	2000-03	
23. Paul Pierce	147	1996-98	
24. Sherron Collins	145	2007-10	

## BLOCKED SHOTS

<i>(started 1974-75)</i>			
1. Jeff Withey	311	2010-13	
2. Greg Ostertag	258	1992-95	
3. Cole Aldrich	253	2008-10	
4. Nick Collison	243	2000-03	
5. Eric Chenowith	242	1998-2001	
6. Scot Pollard	218	1994-97	
7. Danny Manning	200	1985-88	
8. Udoka Azubuike	172	2017-20	
9. Mitch Lightfoot	156	2017-22	
10. John Crawford	155	1978-81	
11. Sasha Kaun	150	2005-08	
12. Donnie Von Moore	147	1974-75, 77-78	
13. Raef LaFrentz	138	1995-98	
Greg Dreiling	138	1984-86	
15. Paul Mokeski	136	1976-79	
16. Jamari Traylor	126	2013-16	
17. B.J. Williams	112	1994-97	
18. Darrell Arthur	109	2007-08	
19. Drew Gooden	107	2000-02	
20. Patrick Richey	106	1991-94	
21. Markieff Morris	103	2009-11	
22. Paul Pierce	98	1996-98	

## DOUBLE-DOUBLES

1. Raef LaFrentz	56	1995-98
2. Danny Manning	45	1985-88
Dave Robisch	45	1969-71
4. Drew Gooden	44	2000-02
5. Wayne Simien	38	2002-05
6. Cole Aldrich	37	2008-10
Nick Collison	37	2000-03
8. Thomas Robinson	32	2009-11
9. Jalen Wilson	28	2020-23
10. Udoka Azubuike	22	2017-20
Dedric Lawson	22	2019
12. Eric Chenowith	21	1998-2001

## CONSECUTIVE GAMES STARTED

1. Danny Manning	141	1985-88
2. Raef LaFrentz	116	1995-98
3. Frank Mason III	110	2014-17
Aaron Miles	110	2002-05
5. Wayne Selden Jr.	101	2014-16
6. Jacque Vaughn	100	1994-97
7. Ochai Agbaji	98	2019-22
Keith Langford	98	2002-05
9. Cedric Hunter	89	1984-87
10. Jo Jo White	84	1966-69
11. Devonte' Graham	82	2015-18
12. Greg Dreiling	78	1984-86
13. Kirk Hinrich	73	2000-03

## MINUTES PLAYED

1. Danny Manning	4,961	1985-88
2. Devonte' Graham	4,498	2015-18
3. Frank Mason III	4,347	2014-17
4. Kirk Hinrich	4,187	2000-03
5. Jeff Boschee	4,109	1999-2002
6. Sherron Collins	4,071	2007-10
7. Tyshawn Taylor	4,039	2009-12
8. Kevin Pritchard	3,982	1987-90
9. Ochai Agbaji	3,978	2019-22
10. Tony Guy	3,911	1979-82
11. Darnell Valentine	3,906	1978-81

## GAMES PLAYED

1. Mitch Lightfoot	168	2017-22
2. Danny Manning	147	1985-88
3. Tyshawn Taylor	146	2009-12
4. Frank Mason III	145	2014-17
5. Jamari Traylor	143	2013-16
Sherron Collins	143	2007-10
7. Devonte' Graham	142	2015-18
Nick Collison	142	2000-03
Ryan Robertson	142	1996-99

# SINGLE SEASON RECORDS - INDIVIDUAL

**POINTS**

- Danny Manning (1988) ..... 942
- Clyde Lovellette (1952) ..... 886
- Danny Manning (1987) ..... 860
- Wilt Chamberlain (1957) ..... 800
- Paul Pierce (1998) ..... 777
- Frank Mason III (2017) ..... 753
- Drew Gooden (2002) ..... 734
- Ochai Agbaji (2022) ..... 732
- Jalen Wilson (2023) ..... 723
- Nick Collison (2003) ..... 702

--

**McCollar & Dickinson (2024) ..... 413**

**POINTS PER GAME**

- Wilt Chamberlain (1958) ..... 30.1
- Wilt Chamberlain (1957) ..... 29.6
- Clyde Lovellette (1952) ..... 28.6
- Dave Robisch (1970) ..... 26.5
- Bud Stallworth (1972) ..... 25.3
- Danny Manning (1988) ..... 24.8
- Danny Manning (1987) ..... 23.9
- Walter Wesley (1965) ..... 23.5
- Clyde Lovellette (1951) ..... 22.8
- Wayne Hightower (1960) ..... 21.8

--

**Kevin McCullar Jr. (2024) ..... 19.7**

**REBOUNDS**

- Wilt Chamberlain (1957) ..... 510
- Thomas Robinson (2012) ..... 463
- Drew Gooden (2002) ..... 423
- Clyde Lovellette (1952) ..... 410
- Cole Aldrich (2009) ..... 387
- Bill Bridges (1960) ..... 385
- Nick Collison (2003) ..... 380
- Dedric Lawson (2019) ..... 371
- Wilt Chamberlain (1958) ..... 367
- Cole Aldrich (2010) ..... 354

--

**Hunter Dickinson (2024) ..... 244**

**REBOUNDS PER GAME**

- Wilt Chamberlain (1957) ..... 18.9
- Wilt Chamberlain (1958) ..... 17.5
- Bill Bridges (1961) ..... 14.1
- Bill Bridges (1960) ..... 13.8
- Bill Bridges (1959) ..... 13.7
- Clyde Lovellette (1952) ..... 13.2
- Dave Robisch (1970) ..... 12.1
- Thomas Robinson (2012) ..... 11.9
- Wayne Hightower (1961) ..... 11.6

--

**Hunter Dickinson (2024) ..... 11.1**

**DOUBLE-DOUBLES**

- Thomas Robinson (2012) ..... 27
- Drew Gooden (2002) ..... 25
- Dedric Lawson (2019) ..... 22
- Cole Aldrich (2009) ..... 21
- Raef LaFrentz (1997) ..... 21
- Raef LaFrentz (1998) ..... 19
- Dave Robisch (1970) ..... 19
- Danny Manning (1987) ..... 18
- Dave Robisch (1971) ..... 17
- Wayne Simien (2005) ..... 16
- Nick Collison (2003) ..... 16

--

**Hunter Dickinson (2024) ..... 12**

**ASSISTS**

- Devonte' Graham (2018) ..... 282
- Cedric Hunter (1986) ..... 278
- Aaron Miles (2002) ..... 252
- Ryan Robertson (1998) ..... 248
- Aaron Miles (2003) ..... 244
- Aaron Miles (2004) ..... 242
- Jacque Vaughn (1995) ..... 238
- Kirk Hinrich (2001) ..... 229
- Dajuan Harris Jr. (2023) ..... 224**
- Jacque Vaughn (1996) ..... 223

--

**Dajuan Harris Jr. (2024) ..... 146**

**STEALS**

- Mario Chalmers (2008) ..... 97
- Mario Chalmers (2007) ..... 97
- Darnell Valentine (1981) ..... 92
- Aaron Miles (2003) ..... 91

- Darnell Valentine (1979) ..... 91
- Mario Chalmers (2006) ..... 89
- Alonzo Jamison (1992) ..... 83
- 3x (last Alonzo Jamison, 1991) ..... 80
- Dajuan Harris Jr. (2023) ..... 78

--

**Dajuan Harris Jr. (2024) ..... 34**

**BLOCKED SHOTS**

- Jeff Withey (2013) ..... 146
- Jeff Withey (2012) ..... 140
- Cole Aldrich (2010) ..... 125
- Greg Ostertag (1994) ..... 97
- Cole Aldrich (2009) ..... 94
- Greg Ostertag (1995) ..... 91
- Scott Pollard (1996) ..... 81
- Nick Collison (2002) ..... 83
- Udoka Azubuike (2020) ..... 80
- Eric Chenowith (1999) ..... 78
- Nick Collison (2003) ..... 74

--

**Hunter Dickinson (2024) ..... 29**

**FIELD GOALS MADE**

- Danny Manning (1988) ..... 381
- Clyde Lovellette (1952) ..... 352
- Danny Manning (1987) ..... 347
- Paul Pierce (1998) ..... 287
- Drew Gooden (2002) ..... 285
- Nick Collison (2003) ..... 281
- Danny Manning (1986) ..... 279
- Bud Stallworth (1972) ..... 277
- Wilt Chamberlain (1957) ..... 275

--

**Hunter Dickinson (2024) ..... 176**

**FIELD GOALS ATTEMPTED**

- Clyde Lovellette (1952) ..... 742
- Danny Manning (1988) ..... 653
- Bud Stallworth (1972) ..... 620
- Wilt Chamberlain (1957) ..... 588
- Jalen Wilson (2023) ..... 575
- Drew Gooden (2002) ..... 566
- Danny Manning (1987) ..... 562
- Paul Pierce (1998) ..... 559
- Clyde Lovellette (1951) ..... 554
- Ochai Agbaji (2022) ..... 542

--

**Hunter Dickinson (2024) ..... 297**

**FIELD GOAL PCT. (MIN 175 ATT.)**

- Udoka Azubuike (2018) ..... 77.0
- Udoka Azubuike (2020) ..... 74.8
- Mark Randall (1989) ..... 64.6
- Mark Randall (1991) ..... 64.3
- KJ ADAMS JR. (2024) ..... 63.9**
- Richard Scott (1992) ..... 63.9
- Landen Lucas (2017) ..... 63.1
- Darnell Jackson (2008) ..... 62.6
- KJ Adams Jr. (2023) ..... 62.2**
- Sasha Kaun (2008) ..... 61.9
- Danny Manning (1987) ..... 61.7

**FREE THROWS MADE**

- Wilt Chamberlain (1957) ..... 250
- Wayne Hightower (1960) ..... 193
- Frank Mason III (2017) ..... 189
- Dave Robisch (1970) ..... 189
- Clyde Lovellette (1952) ..... 182
- Wilt Chamberlain (1958) ..... 177
- Andrew Wiggins (2014) ..... 176
- Danny Manning (1988) ..... 171
- Dedric Lawson (2019) ..... 167
- Devonte' Graham (2018) ..... 167
- Wayne Simien (2004) ..... 167

--

**Kevin McCullar Jr. (2024) ..... 110**

**FREE THROWS ATTEMPTED**

- Wilt Chamberlain (1957) ..... 399
- Wilt Chamberlain (1958) ..... 292
- Wayne Hightower (1960) ..... 285
- Walter Wesley (1966) ..... 262
- Dave Robisch (1970) ..... 254
- Clyde Lovellette (1952) ..... 250
- Thomas Robinson (2012) ..... 239
- Frank Mason III (2017) ..... 238
- B. H. Born (1953) ..... 234
- Danny Manning (1988) ..... 233

- Dave Robisch (1971) ..... 233

--

**Kevin McCullar Jr. (2024) ..... 133**

**FREE THROW PCT. (MIN. 75 ATT.)**

- Steve Woodberry (1993) ..... 87.9
- Rex Walters (1993) ..... 87.3
- Ryan Robertson (1999) ..... 87.1
- Al Kelley (1954) ..... 86.2
- Calvin Thompson (1984) ..... 85.9
- Sherron Collins (2010) ..... 85.5
- Grady Dick (2023) ..... 85.4
- Ron Kellogg (1986) ..... 84.3
- Kirk Hinrich (2003) ..... 84.3

--

**Kevin McCullar Jr. (2024) ..... 82.7**

**3-POINT FIELD GOALS MADE**

- Svi Mykhailiuk (2018) ..... 115
- Terry Brown (1991) ..... 111
- Devonte' Graham (2018) ..... 110
- Jeff Boschee (2002) ..... 110
- Billy Thomas (1998) ..... 105
- Ochai Agbaji (2022) ..... 103
- Devonte' Graham (2017) ..... 94
- Kirk Hinrich (2003) ..... 89
- Terry Brown (1990) ..... 89
- Malik Newman (2018) ..... 85

--

**Kevin McCullar Jr. (2024) ..... 33**

**3-POINT FIELD GOALS ATTEMPTED**

- Terry Brown (1991) ..... 277
- Devonte' Graham (2018) ..... 271
- Billy Thomas (1998) ..... 262
- Svi Mykhailiuk (2018) ..... 259
- Ochai Agbaji (2022) ..... 252
- Devonte' Graham (2017) ..... 242
- Jeff Boschee (2002) ..... 237
- Jeff Boschee (1999) ..... 222
- Kirk Hinrich (2003) ..... 219
- Terry Brown (1990) ..... 208
- Jalen Wilson (2023) ..... 208

--

**Kevin McCullar Jr. (2024) ..... 92**

**3-PT FIELD GOAL PCT. (MIN. 80 ATT.)**

- Kirk Hinrich (2001) ..... 50.5
- Aaron Miles (2005) ..... 50.0
- Jeff Guelddner (1990) ..... 48.6
- Kirk Hinrich (2002) ..... 47.8
- Tyrel Reed (2010) ..... 47.3
- Brandon Rush (2006) ..... 47.2
- Frank Mason III (2017) ..... 47.1
- Mario Chalmers (2008) ..... 46.8
- Jeff Boschee (2002) ..... 46.4

--

**Kevin McCullar Jr. (2024) ..... 35.9**

**MINUTES PLAYED**

- Devonte' Graham (2018) ..... 1,435
- Ochai Agbaji (2022) ..... 1,368
- Danny Manning (1988) ..... 1,336
- Tyshawn Taylor (2012) ..... 1,303
- Frank Mason III (2017) ..... 1,301
- Jalen Wilson (2023) ..... 1,273
- Frank Mason III (2016) ..... 1,272
- Devonte' Graham (2017) ..... 1,269
- Danny Manning (1986) ..... 1,256
- Elijah Johnson (2012) ..... 1,254

--

**Dajuan Harris Jr. (2024) ..... 782**

**MINUTES PER GAME**

- Tony Guy (1982) ..... 39.4
- David Magley (1982) ..... 39.0
- Clinton Johnson (1976) ..... 38.2
- Wilmore Fowler (1979) ..... 37.9
- Devonte' Graham (2018) ..... 37.8
- Darnell Valentine (1981) ..... 37.1
- John Douglas (1977) ..... 36.4
- Carl Henry (1983) ..... 36.2
- Tony Guy (1981) ..... 36.2
- Frank Mason III (2017) ..... 36.1

--

**Dajuan Harris Jr. (2024) ..... 35.5**

# SINGLE-SEASON TEAM RECORDS

**POINTS PER GAME**

YEAR	PTS	GMS	AVG
1989-90	3223	35	92.1
2001-02	3365	37	90.9
1988-89	2758	31	89.0
1996-97	3058	36	84.9
1997-98	3300	39	84.6
--			
<b>2023-24</b>	<b>1741</b>	<b>22</b>	<b>79.1</b>

**FIELD GOAL PCT.**

YEAR	FGs	FGAs	FG%
1985-86	1260	2266	55.6
1984-85	1019	1898	53.7
1989-90	1204	2258	53.3
1988-89	1024	1925	53.2
--			
<b>2023-24</b>	<b>652</b>	<b>1266</b>	<b>51.5</b>

**3-POINT FIELD GOALS MADE**

YEAR	3FGs
2017-18	391
2016-17	318
2015-16	304
2021-22	286
2010-11	271
2007-08	271
--	
<b>2023-24</b>	<b>141</b>

**3-POINT FIELD GOAL ATTEMPTS**

YEAR	3FGAs
2017-18	974
2016-17	787
2021-22	792
2018-19	743
2015-16	728
2022-23	724
2010-11	710
--	
<b>2023-24</b>	<b>386</b>

**3-POINT FIELD GOAL PCT.**

YEAR	3FGs	3FGAs	3FG%
1989-90	230	531	43.3
2015-16	304	728	41.8
2001-02	224	536	41.8
1988-89	143	344	41.6
1992-93	215	527	40.8
--			
<b>2023-24</b>	<b>141</b>	<b>386</b>	<b>36.5</b>

**ASSISTS PER GAME**

YEAR	AST	GMS	AVG
1989-90	763	35	21.8
2015-16	814	39	20.9
<b>2023-24</b>	<b>455</b>	<b>22</b>	<b>20.7</b>
2001-02	767	37	20.7
1988-89	620	31	20.0
2000-01	641	33	19.4
1984-85	660	34	19.4

**STEALS PER GAME**

YEAR	STL	GMS	AVG
2002-03	373	38	9.8
2005-06	323	33	9.8
1996-97	351	36	9.8
2001-02	357	37	9.7
1990-91	325	35	9.3
--			
<b>2023-24</b>	<b>159</b>	<b>22</b>	<b>7.2</b>

**OPPONENT FIELD GOAL PCT.**  
*(since 1985-86 [shot clock era])*

YEAR	OPP FG%
2012-13	36.1
2005-06	37.0
2006-07	37.6
2019-20	37.7
--	
<b>2023-24</b>	<b>39.4</b>

**OPPONENT 3-POINT FG PCT.**

YEAR	OPP 3FG%
2021-22	29.8
2010-11	29.8
2012-13	30.3
2019-20	30.5
1998-99	30.5
1991-92	30.5
--	
<b>2023-24</b>	<b>32.0</b>



# THE LAST TIME...

## A TEAM SCORED 100+ POINTS IN A GAME

KU	102 (W, 102-83)	vs. Kansas State, 2-22-22
Opp.	102 (L, 90-102)	by Gonzaga, 11-26-20

## A TEAM SCORED 50 OR FEWER POINTS IN A GAME

KU	50 (L, 50-64)	vs. Tennessee, 11-25-22
Opp.	50 (W, 76-50)	by Miami, 3-27-22

## A TEAM SCORED 90+ POINTS IN ALLEN FIELDHOUSE

KU	99 (W, 99-61)	vs. Manhattan College, 11-10-23
Opp.	91 (W, 94-91 2OT)	by Texas Tech, 1-24-22

## A TEAM SCORED 60 OR FEWER POINTS IN ALLEN FIELDHOUSE

KU	60 (L, 60-83)	vs. TCU, 1-21-23
Opp.	54 (W, 83-54)	by Oklahoma State, 1-30-24

## A TEAM SCORED 90 POINTS IN A LOSS

KU	90 (90-102)	vs. Gonzaga, 11-26-20
Opp.	91 (W, 94-91 2OT)	by Texas Tech, 1-24-22

## A TEAM SCORED 60 OR FEWER POINTS IN A VICTORY

KU	59 (W, 59-41)	at Kansas State, 2-17-21
Opp.	56 (L, 55-56)	by Villanova, 11-21-19

## A TEAM HAD 5+ PLAYERS SCORE IN DOUBLE FIGURES

KU	Adams (16), Dickinson (16), Harris (12), Furphy (11), Jackson (10)	vs. Oklahoma State, 1-30-24
Opp.	Jolly (14), Myers (14), Clayton (13), Joseph (10), Joiner (10)	by Iona, 11-28-21

## A TEAM WON A GAME BY 25+ POINTS

KU	+29 (83-54)	vs. Oklahoma State, 1-30-24
Opp.	+34 (51-85)	by USC, 3-22-21

## A TEAM WON A GAME BY 50+ POINTS

KU	+55 (112-57)	vs. Monmouth, 11-15-19
Opp.		Never

## A TEAM WON AN OVERTIME GAME (SINGLE-OVERTIME)

KU	69-68	vs. Wisconsin, 11-24-22
Opp.	83-82	by Kansas State, 1-17-23

## A TEAM WON A DOUBLE-OVERTIME GAME

KU	94-91	vs. Texas Tech, 1-24-22
Opp.	80-79	by Texas Tech, 2-14-05

## A TEAM WON A TRIPLE-OVERTIME GAME

KU	109-106	vs. Oklahoma, 1-4-16
Opp.	76-73	by Oklahoma State, 2-4-81

## A TEAM SHOT 60% FG IN A GAME

KU	68.9% (31-45)	vs. Houston, 2-3-24
Opp.	64.5% (40-62)	by Gonzaga, 11-26-20

## A TEAM SHOT 30% OR WORSE FG IN A GAME

KU	29.0% (18-62)	vs. USC, 3-22-21
Opp.	29.3% (17-58)	by Oklahoma State, 1-30-24

## A TEAM MADE 12+ 3-POINT FG IN A GAME

KU	13	vs. North Carolina Central, 11-6-23
Opp.	14	by Iowa State, 1-27-24

## A TEAM DID NOT MAKE A 3-POINT FG IN A GAME

KU	0-8	vs. TCU, 3-12-15
Opp.	0-9	by Stanford, 3-23-14

## A TEAM SHOT 60% 3-POINT FG IN A GAME (min. 10)

KU	62.5% (15-24)	vs. Kansas State, 2-22-22
Opp.	61.1% (11-18)	by USC, 3-22-21

## A TEAM MADE 30+ FREE THROWS IN A GAME

KU	31	vs. Oklahoma, 1-10-23
Opp.	30	by Stanford, 12-3-16

## A TEAM MADE 5 OR FEWER FREE THROWS IN A GAME

KU	4	vs. Texas, 3-11-23
Opp.	4	by Oklahoma, 2-11-23

## A TEAM ATTEMPTED 40+ FREE THROWS IN A GAME

KU	44	vs. West Virginia, 2-13-17
Opp.	47	by West Virginia, 1-12-16

## A TEAM SHOT 90% OR BETTER FREE THROWS IN A GAME

KU	94.4 (17-18)	vs. Oklahoma, 1-13-24
Opp.	90.9 (10-11)	by TCU, 3-3-22

## A TEAM SHOT 40% OR WORSE FREE THROWS IN A GAME

KU	40.0% (4-10)	at Villanova, 11-21-19
Opp.	35.7% (4-17)	by Oklahoma, 2-11-23

## A TEAM HAD 25+ OFFENSIVE REBOUNDS IN A GAME

KU	28	vs. Fort Hays State, 12-10-03
Opp.	26	by Baylor, 1-12-19

## A TEAM HAD 5 OR FEWER OFFENSIVE REBOUNDS IN A GAME

KU	5	vs. Oklahoma State, 1-30-24
Opp.	4	by West Virginia, 3-9-23

## A TEAM HAD 30+ DEFENSIVE REBOUNDS IN A GAME

KU	34	vs. Houston, 2-3-24
Opp.	31	by Wichita State, 12-30-23

## A TEAM HAD 40+ DEFENSIVE REBOUNDS IN A GAME

KU	40	vs. Tennessee, 11-22-23
Opp.	41	by Oklahoma, 1-4-16

## A TEAM HAD 50+ TOTAL REBOUNDS IN A GAME

KU	50	vs. Wisconsin, 11-24-22
Opp.	55	by North Carolina, 4-4-22

## A TEAM HAD 60+ TOTAL REBOUNDS IN A GAME

KU	60	vs. Oklahoma, 1-4-16
Opp.		Never

## A TEAM HAD 25 OR FEWER TOTAL REBOUNDS IN A GAME

KU	22	at West Virginia, 1-20-24
Opp.	24	by Houston, 2-3-24

## A TEAM OUT-REBOUNDED ITS OPPONENT BY 15+

KU	+16 (40-24)	vs. Houston, 2-3-24
Opp.	+18 (45-27)	by Tennessee, 11-25-22

## A TEAM OUT-REBOUNDED ITS OPPONENT BY 20+

KU	+21 (48-27)	vs. West Virginia, 3-10-22
Opp.	+20 (55-35)	by North Carolina, 4-4-22

## A TEAM OUT-REBOUNDED ITS OPPONENT BY 30+

KU	+30 (61-31)	vs. Alcorn State, 12-2-09
Opp.		Never

## 3+ PLAYERS WITH 10+ REBOUNDS IN A GAME

KU	J. Wilson (13), C. Braun (11), D. McCormack (10)	vs. Texas, 3-5-22
Opp.	A. Bacot (15), B. Manek (13), R.J. Davis (12)	of North Carolina, 4-4-22

## 2 PLAYERS WITH A DOUBLE-DOUBLE IN SAME GAME

KU	H. Dickinson (24p, 14r), K. Adams Jr. (15p, 10r)	vs. Oklahoma, 1-13-24
Opp.	B. Manek (13p, 13r), A. Bacot (15p, 15r), R.J. Davis (15p, 12r)	of North Carolina, 4-4-22

## 3 PLAYERS WITH A DOUBLE-DOUBLE IN SAME GAME

KU	J. Wilson (17p, 13r), D. McCormack (22p, 10r), C. Braun (13p, 11r)	vs. Texas, 3-5-22
Opp.	B. Manek (13p, 13r), A. Bacot (15p, 15r), R.J. Davis (15p, 12r)	of North Carolina, 4-4-22

## A PLAYER WITH A TRIPLE-DOUBLE IN A GAME

KU	Kevin McCullar Jr. (22 pts, 11 reb, 10 ast)	vs. Chaminade, 11-20-23
Opp.	Denzel Valentine (29 pts, 12 reb, 12 ast)	of Michigan State, 11-17-15

## A TEAM HAD 25+ ASSISTS IN A GAME

KU	29	vs. Chaminade, 11-20-23
Opp.	26	by Oklahoma, 1-10-94

## A TEAM HAD 7 OR FEWER ASSISTS IN A GAME

KU	7	vs. Providence, 3-25-22
Opp.	7	by Cincinnati, 1-22-24

## THE LAST TIME...

<b>A TEAM HAD 15+ STEALS IN A GAME</b>			
KU	16	at Oklahoma, 2-11-23	
Opp.	16	by TCU, 1-6-24	
<b>A TEAM DID NOT HAVE A STEAL IN A GAME</b>			
KU		vs. Syracuse, 3-18-01	
Opp.		by Oklahoma, 1-13-24	
<b>A TEAM HAD 10+ BLOCKED SHOTS IN A GAME</b>			
KU	11	vs. Eastern Illinois, 11-28-23	
Opp.	12	by Kentucky, 12-1-20	
<b>A TEAM DID NOT BLOCK A SHOT IN A GAME</b>			
KU		vs. NC State, 11-23-22	
Opp.		by Oklahoma State, 1-16-24	
<b>A TEAM COMMITTED 30+ FOULS IN A GAME</b>			
KU	32	vs. Indiana, 11-11-16	
Opp.	31	by West Virginia, 2-13-17	
<b>A TEAM COMMITTED 10 OR FEWER FOULS IN A GAME</b>			
KU	10	vs. Houston, 2-3-24	
Opp.	10	by Yale, 12-22-23	
<b>A TEAM HAD TWO PLAYERS DISQUALIFIED (FOUL OUT)</b>			
KU	KJ Adams / Gradey Dick / Kevin McCullar		at Kansas State, 1-17-23
Opp.	Jermaine Hamlin / Rodolfo Rufino Bolis		of Eastern Illinois, 11-28-23
<b>A TEAM HAD THREE PLAYERS DISQUALIFIED (FOUL OUT)</b>			
KU	KJ Adams / Gradey Dick / Kevin McCullar		at Kansas State, 1-17-23
Opp.	Poythress / Willis / Lee / Labissiere		of Kentucky, 1-30-16
<b>A TEAM HAD FOUR PLAYERS DISQUALIFIED (FOUL OUT)</b>			
KU	Frank Mason III / Devonte' Graham / Carlton Bragg Jr. / Landen Lucas		vs. Indiana, 11-11-16
Opp.			Never
<b>A TEAM SCORED 50+ POINTS IN A HALF</b>			
KU	51, 1st half	at West Virginia, 1-20-24	
Opp.	51, 1st half	by West Virginia, 1-20-24	
<b>A TEAM SCORED 60+ POINTS IN A HALF</b>			
KU	66, 1st half	vs. Texas Southern, 11-21-17	
Opp.	60, 2nd half	by Texas Tech, 2-13-99	
<b>A TEAM HAD 20 OR FEWER POINTS IN A HALF</b>			
KU	20, 1st half	vs. UTEP, 3-4-21	
Opp.	19, 1st half	by Manhattan College, 11-10-23	
<b>A TEAM SHOT 70% OR BETTER FG IN A HALF</b>			
KU	70.0 (14-20), 2nd half	vs. Houston, 2-3-24	
Opp.	75.0, 1st half	by Baylor, 1-25-93	
<b>A TEAM SHOT 20% OR WORSE FG IN A HALF</b>			
KU	13.6%, 1st half	at TCU, 2-6-13	
Opp.	20.0%, 1st half	by Providence, 3-25-22	
<b>A TEAM MADE 9+ 3-POINTERS IN A HALF</b>			
KU	9, 1st half	vs. North Carolina Central, 11-6-23	
Opp.	9, 1st half	by Kentucky, 11-14-23	
<b>A TEAM MADE DID NOT MAKE A 3-POINTER IN A HALF</b>			
KU	0-7, 2nd half	vs. Texas, 3-11-23	
Opp.	0-6, 1st half	by Kentucky, 1-28-23	
<b>A TEAM DID NOT MAKE A FREE THROW IN A HALF</b>			
KU	1st half (0-4)	vs. Marquette, 11-21-23	
Opp.	1st half (0-0)	by Manhattan College, 11-10-23	
<b>A TEAM DID NOT ATTEMPT A FREE THROW IN A HALF</b>			
KU	1st half	at Texas Tech, 1-3-23	
Opp.	1st half	by North Dakota State, 11-10-22	
<b>A TEAM HAD 30+ REBOUNDS IN A HALF</b>			
KU	30, 1st half	at Oklahoma State, 1-4-22	
Opp.	31, 2nd half	by Baylor, 1-12-19	

<b>A TEAM HAD 15+ ASSISTS IN A HALF</b>			
KU	16, 1st half	vs. Chaminade, 11-20-23	
Opp.	15, 1st half	by North Carolina, 3-25-12	
<b>A TEAM DID NOT HAVE A TURNOVER IN A HALF</b>			
KU	1st half	vs. Texas, 1-14-19	
Opp.	2nd half	vs. Kansas State, 1-13-18	
<b>A TEAM HAD 10+ STEALS IN A HALF</b>			
KU	10, 1st half	vs. Texas, 1-21-17	
Opp.	11, 2nd half	by Long Beach State, 12-6-11	
<b>A TEAM HAD 7+ BLOCKED SHOTS IN A HALF</b>			
KU	9, 1st half	vs. Manhattan College, 11-10-23	
Opp.	7, 1st half	by Kentucky, 12-1-20	
<b>A PLAYER SCORED 30+ POINTS IN A GAME</b>			
KU	30 by Hunter Dickinson	vs. TCU, 1-6-24	
Opp.	33 by Bryson Williams	of Texas Tech, 1-24-22	
<b>A PLAYER SCORED 40+ POINTS IN A GAME</b>			
KU	41 by Andrew Wiggins	at West Virginia, 3-8-14	
Opp.	46 by Buddy Hield	of Oklahoma, 1-4-16	
<b>A PLAYER SHOT 80% OR BETTER FG IN A GAME (MIN. 10 ATT.)</b>			
KU	80.0 (8-10) by KJ Adams Jr.	at Oklahoma State, 1-16-24	
Opp.	90.9 (10-11) by Eric Paschall	of Villanova, 3-31-18	
<b>A PLAYER MADE 7+ 3-POINTERS IN A GAME</b>			
KU	7 by Ochai Agbaji	vs. Texas Tech, 1-24-22	
Opp.	7 by Bryce Thompson	of Oklahoma State, 12-31-22	
<b>A PLAYER SHOT 100% 3-POINT FG (MIN. 5 ATT.)</b>			
KU	5-5 by Dajuan Harris Jr.	at Texas Tech, 1-3-23	
Opp.	5-5 by Marial Shayok	of Iowa State, 1-5-19	
<b>A PLAYER MADE 12+ FREE THROWS IN A GAME</b>			
KU	13 (13-16) by Kevin McCullar Jr.	at Indiana, 12-16-23	
Opp.	19 (19-22) by Reid Travis	of Stanford, 12-3-16	
<b>A PLAYER SHOT 100% FREE THROWS IN A GAME (MIN. 10 ATT.)</b>			
KU	10-10 by Kevin McCullar Jr.	vs. Wichita State, 12-30-23	
Opp.	11-11 by Malik Curry	of West Virginia, 3-10-22	
<b>A PLAYER HAD 8+ OFFENSIVE REBOUNDS IN A GAME</b>			
KU	8 by Hunter Dickinson	vs. TCU, 1-6-24	
Opp.	8 by Oscar Tschiebwe	of West Virginia, 1-4-20	
<b>A PLAYER HAD 12+ DEFENSIVE REBOUNDS IN A GAME</b>			
KU	13 by Hunter Dickinson	at Iowa State, 1-27-24	
Opp.	12 by Kel'el Ware	of Indiana, 12-16-23	
<b>A PLAYER HAD 15+ TOTAL REBOUNDS IN A GAME</b>			
KU	15 by Hunter Dickinson	at Iowa State, 1-27-24	
Opp.	15 by Kel'el Ware	of Indiana, 12-16-23	
<b>A PLAYER HAD 10+ ASSISTS IN A GAME</b>			
KU	10 by Kevin McCullar Jr.	vs. Chaminade, 11-20-23	
Opp.	10 by Tamin Lipsey	of Iowa State, 2-4-23	
<b>A PLAYER HAD 7+ TURNOVERS IN A GAME</b>			
KU	7 by Kevin McCullar Jr.	vs. Chaminade, 11-20-23	
Opp.	7 by Darius Johnson	of UCF, 1-10-24	
<b>A PLAYER HAD 7+ BLOCKED SHOTS IN A GAME</b>			
KU	7 by Udoka Azubuike	vs. Baylor, 1-11-20	
Opp.	9 by Trayce Jackson-Davis	of Indiana, 12-17-22	
<b>A PLAYER HAD 7+ STEALS IN A GAME</b>			
KU	7 by Xavier Henry	vs. Baylor, 1-20-10	
Opp.	7 by Terry Black	of Baylor, 2-26-00	
<b>A PLAYER PLAYED ALL 40 MINUTES IN REGULATION</b>			
KU	Dajuan Harris Jr. and KJ Adams Jr.	vs. Oklahoma, 1-13-24	
Opp.	R.J. Davis	of North Carolina 4-4-22	



**1 HUNTER DICKINSON** SR • C • 7-2 • 260 • Alexandria, Va. • DeMatha Catholic HS / Michigan • Twitter: @H\_Dickinson24 • IG: @hunter.dickinson1

**2023-24 SEASON STATS**

PPG	RPG	APG	FG%	3FG%	FT%
<b>18.8</b>	<b>11.1</b>	<b>2.1</b>	<b>59.3</b>	<b>37.0</b>	<b>72.1</b>
CAREER					
17.5	8.9	1.7	57.5	36.3	74.8

**CAREER HIGHS (\*AT MICHIGAN)**

*Points	33	vs. Michigan State (3.1.22)
Field Goals	15	vs. Chaminade (11.20.23)
Rebounds	21	vs. Kentucky (11.14.23)
*Assists	7	vs. Iowa (2.17.22)
Blocks	5	4x, last vs. Oklahoma (1.13.24)
Steals	3	4x, last vs. Wichita State (12.30.23)
*Minutes	46	vs. Illinois (3.2.23)

**NOTES**

Wooden Award Late Season Top 20 honoree ... Has recorded 12 double-doubles in 22 games in 2023-24 ... Dropped a game-high 21 points at OSU (1.16) ... Blocked a career-high tying five shots against Oklahoma (1.13) ... Big 12 Player and Newcomer of the Week (1.8) ... Had 30 points and 11 boards against TCU (1.6.24) ... Dropped 22 points and 13 boards vs. Wichita State (12.30) ... Recorded a 25-point, 13-rebound double-double against Eastern Illinois (11.28) ... Logged a 17-point, 20-rebound double-double in win over Tennessee (11.22) ... Big 12 Player and Newcomer of the Week (11.20) ... Recorded a 27-point, 21-rebound double-double against Kentucky (11.14).



**3 DAJUAN HARRIS JR.** RS-SR • G • 6-1 • 170 • Columbia, Mo. • Rock Bridge HS • Twitter: @DajuanH10 • IG: @dajuanharris1

**2023-24 SEASON STATS**

PPG	RPG	APG	FG%	3FG%	FT%
<b>7.4</b>	<b>2.0</b>	<b>6.6</b>	<b>43.3</b>	<b>45.7</b>	<b>73.1</b>
CAREER					
6.0	1.7	4.7	45.1	40.8	69.2

**CAREER HIGHS**

Points	23	vs. Kentucky (11.14.23)
Field Goals	8	vs. Texas (2.6.23)
Rebounds	6	vs. Texas (2.6.23)
Assists	11	at Kansas State (1.17.23)
Blocks	4	vs. Texas (3.5.22)
Steals	6	vs. West Virginia (2.25.23)
Minutes	43	at Kansas State (1.17.23)

**NOTES**

Is seventh on Kansas' all-time assist list (601) and steals list (199) ... 2024 Bob Cousy Award Top 10 candidate ... Posted 11 points and a game-high three steals at OSU (1.16) ... Had seven points and three steals against Oklahoma (1.13) ... Logged 10 points, six boards and four steals against Yale (12.22) ... Posted 12 points and five assists at Indiana (12.16) ... Had a game-high nine assists against Eastern Illinois (11.28) ... Recorded a career-high 23 points with seven assists versus Kentucky (11.14) ... Is the third Jayhawk this century to record five 3FGs and seven assists against an AP Top 25 foe ... Dished out a season-high 10 assists against North Carolina Central (11.6) ... Kansas is 31-1 when Harris scores 10+ points in a game.



**4 JUSTIN CROSS** JR • F • 6-8 • 200 • Oak Park, Ill. • Oak Park River Forest HS • Twitter: @JCross\_4 • IG: @justin.cross4

**2023-24 SEASON STATS**

PPG	RPG	APG	FG%	3FG%	FT%
-	-	-	-	-	-
CAREER (AT JOHN A. LOGAN COLLEGE)					
2.0	3.4	0.8	45.5	00.0	78.4

**CAREER HIGHS (\*AT JOHN A. LOGAN COL.)**

Points	10	vs. Lake Land College (2.15.23)
Field Goals	4	vs. Lake Land College (2.15.23)
Rebounds	12	at Kaskaskia College (2.28.23)
Assists	6	vs. Lincoln Trail College (1.14.23)
Blocks	5	at Lewis & Clark CC (12.3.22)
Steals	3	4x, last vs. Lake Land College (2.15.23)
Minutes	25	vs. Macomb CC (12.10.22)

**NOTES**

An invited walk-on who played junior college basketball at John A. Logan College in Carterville, Illinois ... Son of Gene Cross, who is the director of scouting and administration for the New York Knicks and was a longtime college and professional coach.



**5 CHRIS CARTER** RS-FR • G • 6-4 • 190 • Indio, Calif. • Shadow Hills HS • IG: @chrx2

**2023-24 SEASON STATS**

PPG	RPG	APG	FG%	3FG%	FT%
-	-	-	-	-	-
CAREER					
-	-	-	-	-	-

**CAREER HIGHS**

Points	-	
Field Goals	-	
Rebounds	-	
Assists	-	
Blocks	-	
Steals	-	
Minutes	-	

**NOTES**

An invited walk-on who was a redshirt Cal State Northridge in 2022-23 and entered the transfer portal in May 2023 ... Will provide depth at both guard positions ... Played AAU basketball for Elev8Elite.



**10 JOHNNY FURPHY** FR • Guard • 6-9 • 202 • Melbourne, Australia • Centre of Excellence • IG: @johnnyfurphy

**2023-24 SEASON STATS**

PPG	RPG	APG	FG%	3FG%	FT%
<b>8.5</b>	<b>4.0</b>	<b>0.7</b>	<b>54.4</b>	<b>42.7</b>	<b>67.6</b>
CAREER					
8.5	4.0	0.7	54.4	42.7	67.6

**CAREER HIGHS**

Points	23	vs. Cincinnati (1.22.24)
Field Goals	7	vs. Cincinnati (1.22.24)
Rebounds	11	vs. Cincinnati (1.22.24)
Assists	3	at West Virginia (1.20.24)
Blocks	2	at Oklahoma State (1.16.24)
Steals	2	5x, last at Iowa State (1.27.24)
Minutes	36	vs. Cincinnati (1.22.24)

**NOTES**

Is averaging 14.4 ppg and 6.9 rpg over his last seven games as a starter ... Had 15 points and six boards at Iowa State (1.27) ... Recorded his first career double-double with career highs of 23 points and 11 rebounds against Cincinnati (1.22) ... Scored 15 points and pulled down seven boards at Oklahoma State (1.16) ... Picked up seven points and two steals against Oklahoma (1.13) ... Had nine points and four rebounds at UCF (1.10) ... Posted seven points and three boards against Wichita State (12.30) ... Scored 10 second-half points to spark win against Kansas City (12.5) ... Went 2-for-3 from deep against UConn with six points (12.1).



**11 JAMARI MCDOWELL** FR • Guard • 6-4 • 180 • Houston, Texas • Manvel HS • Twitter: @jamari\_mcdowell • IG: @\_jammarii

**2023-24 SEASON STATS**

PPG	RPG	APG	FG%	3FG%	FT%
<b>1.7</b>	<b>1.1</b>	<b>0.4</b>	<b>28.1</b>	<b>28.6</b>	<b>84.6</b>
CAREER					
1.7	1.1	0.4	28.1	28.6	84.6

**CAREER HIGHS**

Points	7	vs. Tennessee (11.22.23)
Field Goals	2	2x, last vs. Oklahoma State (1.30.24)
Rebounds	6	vs. Manhattan College (11.10.23)
Assists	2	vs. Marquette (11.21.23)
Blocks	1	2x, last vs. Oklahoma State (1.30.24)
Steals	1	3x, last vs. Wichita State (12.30.23)
Minutes	27	vs. Tennessee (11.22.23)

**NOTES**

Is an energy spark off the bench for Kansas ... Posted six points and three boards in 10 minutes on 2-of-3 shooting against Oklahoma State (1.30) ... Had six points on a perfect 4-of-4 from the FT line against Wichita State (12.30) ... Knocked down a clutch 3PT in the second half against Indiana (12.16) ... Scored a career-high seven points in a career-high 27 minutes off the bench against Tennessee (11.22) ... Hit a pair of threes and pulled down four rebounds to spark Kansas' win over Tennessee ... Knocked down the game-sealing free throws in the final two minutes against Kentucky (11.14) ... Made his collegiate debut against Manhattan College (11.10), scoring five points and pulling down six rebounds in 14 minutes.



**12 WILDER EVERS** RS-FR • G • 6-4 • 185 • Birmingham, Ala. • Oak Mountain HS • Twitter: @EversWilder • IG: @wilderevers

**2023-24 SEASON STATS**

PPG	RPG	APG	FG%	3FG%	FT%
<b>1.3</b>	<b>0.7</b>	<b>0.3</b>	<b>66.7</b>	<b>0.0</b>	<b>-</b>
CAREER					
1.3	0.7	0.3	66.7	0.0	-

**CAREER HIGHS**

Points	2	2x, last vs. Oklahoma State (1.30.24)
Field Goals	1	2x, last vs. Oklahoma State (1.30.24)
Rebounds	1	2x, last vs. Oklahoma State (1.30.24)
Assists	1	vs. North Carolina Central (11.6.23)
Blocks	-	
Steals	-	
Minutes	8	vs. North Carolina Central (11.6.23)

**NOTES**

Has played in three games this season ... Caught an alley-oop late in the game against Oklahoma State (1.30) ... Pulled down a rebound against Wichita State (12.30) ... Played eight minutes at point guard against North Carolina Central (11.6) ... Made a layup and dished out an assist ... His parents ran track at KU and is brother is on the KU baseball team.



**13 ELMARKO JACKSON** FR • Guard • 6-3 • 195 • Marlton, N.J. • South Kent HS • Twitter: @ElmarkoJ • IG: @elmarkojackson

**2023-24 SEASON STATS**

PPG	RPG	APG	FG%	3FG%	FT%
<b>4.6</b>	<b>1.5</b>	<b>2.1</b>	<b>37.9</b>	<b>30.3</b>	<b>86.2</b>
CAREER					
4.6	1.5	2.1	37.9	30.3	86.2

**CAREER HIGHS**

Points	12	vs. Wichita State (12.30.23)
Field Goals	5	vs. Wichita State (12.30.23)
Rebounds	4	vs. UConn (12.1.23)
Assists	9	vs. Manhattan College (11.10.23)
Blocks	1	4x, last vs. Oklahoma (1.13.24)
Steals	3	vs. Eastern Illinois (11.28.23)
Minutes	32	vs. UConn (12.1.23)

**NOTES**

Has knocked down 25-29 FT (86.2 percent) over 22 games ... Dropped 10 points on a perfect 2-of-2 from 3PT against Oklahoma State (1.30) ... Had a career-high 12 points on a career-high five made field goals against Wichita State (12.30) ... Scored five points, dished out three assists and grabbed two steals against Indiana (12.16) ... Notched 11 points in 26 minutes in win over Missouri, going 6-for-7 from FT (12.9) ... Recorded four rebounds in a career-high 32 minutes in thriller win over UConn (12.1) ... Dished out a career-high nine assists against Manhattan College (11.10) ... Has started at shooting guard in 16 games.



**14 PATRICK CASSIDY** JR • G • 6-1 • 185 • Columbus, Kan. • Columbus Unified HS • Twitter: @patrickcassidy • IG: @patrickcassidy14

**2023-24 SEASON STATS**

PPG	RPG	APG	FG%	3FG%	FT%
<b>0.0</b>	<b>0.0</b>	<b>0.0</b>	<b>0.0</b>	<b>0.0</b>	<b>-</b>
CAREER					
0.0	0.0	0.0	0.0	0.0	-

**CAREER HIGHS**

Points	-	
Field Goals	-	
Rebounds	-	
Assists	-	
Blocks	-	
Steals	-	
Minutes	5	vs. North Carolina Central (11.6.23)

**NOTES**

Has logged six minutes off the bench for Kansas ... An invited walk-on who will provide depth at the point guard position ... Was a two-year manager for the Kansas men's basketball program in 2021-22, Kansas' NCAA National Championship season, and 2022-23.



**15 KEVIN MCCULLAR JR.** GR-SR • G • 6-7 • 212 • San Antonio, Texas. • Wagner HS/Texas Tech • Twitter: @Kevin\_McCullar • IG: @kevinmccullarjr

**2023-24 SEASON STATS**

PPG	RPG	APG	FG%	3FG%	FT%
<b>19.7</b>	<b>6.4</b>	<b>4.6</b>	<b>48.0</b>	<b>35.9</b>	<b>82.7</b>
CAREER					
10.9	5.4	2.5	44.7	31.4	76.0

**CAREER HIGHS (\*AT TEXAS TECH)**

Points	34	vs. Yale (12.22.23)
Field Goals	11	vs. Yale (12.22.23)
Rebounds	13	vs. Kansas State (1.31.23)
Assists	10	2x, last vs. Chaminade (11.20.23)
*Blocks	4	vs. Baylor (1.16.21)
*Steals	6	vs. Texas (3.11.21)
*Minutes	44	at Kansas (1.24.23)

**NOTES**

Wooden Award Late Season Top 20 honoree ... Leads the Big 12 in scoring at 19.7 ppg ... Leads the nation in triple doubles with two ... Has at least 10 FTM in three games this season ... Recorded his 11th 20+ point game of the season against Cincinnati (1.22) ... Had 21 points against Oklahoma (1.13) ... Posted 20 points on a perfect 10-of-10 from FT against Wichita State (12.30) ... Dropped a career-high 34 points on 11-of-18 FG against Yale (12.22) ... Had 21 points and a career-high 13-of-16 from FT against Indiana (12.16) ... Scored 17 points and pulled in nine boards against Missouri (12.9) ... Posted 25 points versus Kansas City (12.5) ... Had 21 points against UConn (12.1).



**20 MICHAEL JANKOVICH** GR-SR • G • 6-4 • 190 • Dallas, Texas • Northfield Mount Hermon HS • Twitter: @michael\_jank • IG: @mjankovich

**2023-24 SEASON STATS**

PPG	RPG	APG	FG%	3FG%	FT%
<b>3.4</b>	<b>0.6</b>	<b>0.0</b>	<b>66.7</b>	<b>62.5</b>	<b>-</b>
CAREER					
1.3	0.2	0.0	50.0	46.7	75.0

**CAREER HIGHS**

Points	6	vs. Manhattan College (11.10.23)
Field Goals	2	vs. Manhattan College (11.10.23)
Rebounds	2	vs. Wichita State (12.30.23)
Assists	1	vs. Chaminade (11.25.19)
Blocks	1	vs. Howard (3.16.23)
Steals	1	3x, last at Oklahoma (2.11.23)
Minutes	8	vs. North Carolina Central (11.6.23)

**NOTES**

Has played in five games this season ... Has knocked down 5-of-8 3PT in 22 minutes of playing time this season ... Has played in 39 games while at Kansas, including five this season ... Graduated from KU in May 2023.



**22 DILLON WILHITE** RS-SO • F • 6-9 • 240 • San Diego, Calif. • Cathedral Catholic HS • Twitter: @dillonwilhite • IG: @dillon.wilhite

**2023-24 SEASON STATS**

PPG	RPG	APG	FG%	3FG%	FT%
<b>0.8</b>	<b>0.5</b>	<b>0.0</b>	<b>33.3</b>	<b>-</b>	<b>25.0</b>
CAREER					
0.3	0.3	0.0	33.3	-	25.0

**CAREER HIGHS**

Points	3	vs. Manhattan College (11.10.23)
Field Goals	1	vs. Manhattan College (11.10.23)
Rebounds	1	3x, last vs. Manhattan College (11.10.23)
Assists	-	
Blocks	-	
Steals	-	
Minutes	5	vs. North Carolina Central (11.6.23)

**NOTES**

Recorded his first points as a Jayhawk in the second half against Manhattan College (11.10) ... Has played in nine games in his KU career.



**23 PARKER BRAUN** GR-SR • F • 6-10 • 235 • Burlington, Kan. • Blue Valley Northwest HS • IG: @parkerlouisbraun

**2023-24 SEASON STATS**

PPG	RPG	BPG	FG%	3FG%	FT%
<b>2.6</b>	<b>1.9</b>	<b>0.7</b>	<b>68.6</b>	<b>42.9</b>	<b>75.0</b>
CAREER					
4.8	3.5	0.9	57.8	30.1	50.9

**CAREER HIGHS**

Points	19	vs. Nevada (11.16.21)
Field Goals	9	vs. Nevada (11.16.21)
Rebounds	12	2x, last at Pacific (1.14.23)
Assists	5	4x, last vs. Iona (11.26.22)
Blocks	5	vs. Montana (12.19.21)
Steals	3	2x, last vs. BYU (1.27.22)
Minutes	40	vs. San Francisco (3.4.23)

**NOTES**

Had five points and a clutch 3FG against Houston (2.3) ... Blocked two shots at OSU (1.16) ... Threw down a momentum-shifting dunk against Oklahoma (1.13) ... Has made three threes this season, including 1-1 at UCF (1.10) ... Posted four points and blocked two shots against Missouri (12.9) ... Has 15 blocks through 22 games on the season ... Had five points and three boards off the bench against Kansas City (12.5) ... Recorded a season-high three blocks against Manhattan College (11.10) ... Has scored in double-digits in two contests and comes off the bench to protect the rim.



**24 KJ ADAMS JR.** JR • F • 6-7 • 235 • Austin, Texas • Westlake HS • Twitter: @kj\_atz • IG: @kjadams

**2023-24 SEASON STATS**

PPG	RPG	APG	FG%	3FG%	FT%
<b>12.6</b>	<b>4.7</b>	<b>3.5</b>	<b>63.9</b>	<b>0.0</b>	<b>60.0</b>
CAREER					
7.3	3.1	1.6	62.3	0.0	60.4

**CAREER HIGHS**

Points	22	vs. Oklahoma (1.10.23)
Field Goals	9	at Missouri (12.10.22)
Rebounds	11	vs. Wichita State (12.30.23)
Assists	7	vs. Houston (2.3.24)
Blocks	3	vs. Southern Utah (11.18.22)
Steals	4	2x, last vs. Kansas City (12.5.23)
Minutes	40	vs. Oklahoma (1.13.24)

**NOTES**

Leads the Big 12 in FG% (63.9) ... Dished out a career-high seven assists against Houston (2.3) ... Shot a perfect 7-of-7 with 16 points against Oklahoma State (1.30) ... Had 13 points at Iowa State, including 7-10 from FT (1.27) ... Posted a 15-point, 10-rebound double-double in a career-high 40 minutes against Oklahoma (1.13) ... Recorded his first career double-double against TCU with 18 points and 10 boards (1.6) ... Pulled down a career-high 11 boards against Wichita State (12.30) ... Posted 14 points against Indiana (12.16) ... Had 17 points and five assists against Missouri (12.9) ... Logged 18 points against UConn (12.1) ... Recorded 16 points in Kansas' win against Kentucky (11.14).



**25 NICOLAS TIMBERLAKE** GR-SR • G • 6-4 • 195 • Braintree, Mass. • Kimball Union Academy • Twitter: @NickTimberlake • IG: @ntimberlake25

**2023-24 SEASON STATS**

PPG	RPG	APG	FG%	3FG%	FT%
<b>3.6</b>	<b>1.5</b>	<b>0.5</b>	<b>34.6</b>	<b>26.4</b>	<b>69.2</b>
CAREER					
11.1	3.5	1.4	41.5	37.0	78.8

**CAREER HIGHS (\*AT TOWSON)**

*Points	34	at Col. of Charleston (2.23.23)
*Field Goals	12	at Hofstra (2.2.23)
*Rebounds	11	vs. LIU (12.2.21)
*Assists	7	vs. William & Mary (2.10.22)
*Blocks	2	2x, last at Penn (11.13.22)
*Steals	4	vs. Albany (11.7.22)
*Minutes	43	at Drexel (2.11.23)

**NOTES**

Posted seven points and pulled in a season-high six rebounds against Oklahoma State (1.30) ... Dropped 12 points on 4-of-7 FG at West Virginia (1.20) ... Featured #3 on ESPN SportsCenter Top 10 for his contact dunk at Oklahoma State (1.16) ... Tied his season-high point total with 13 on 5-of-10 shooting which included three 3PT in a season-high 29 minutes off the bench against Yale (12.22) ... Dished out an assist and brought down a rebound in win over Indiana (12.16) ... Posted five points and three rebounds against Eastern Illinois (11.28) ... Averaging 10.9 minutes per game off the bench ... Picked up a season-high 13 points on 4-of-5 shooting (80.0%) in his Kansas debut against North Carolina Central (11.6).



**41 ZACH CLEMENCE** JR • F • 6-11 • 230 • San Antonio, Texas • Sunrise Christian Academy • Twitter: @BIGZTEXAS • IG: @zachary\_clemence

**2023-24 SEASON STATS**

PPG	RPG	BPG	FG%	3FG%	FT%
-	-	-	-	-	-
CAREER					
1.8	1.6	0.3	35.1	25.0	45.7

**CAREER HIGHS**

Points	11	vs. Stony Brook (11.18.21)
Field Goals	3	2x, last vs. Oklahoma (1.10.23)
Rebounds	6	2x, last vs. Oklahoma State (2.14.22)
Assists	3	vs. Texas Southern (3.17.22)
Blocks	3	vs. Kansas State (1.31.23)
Steals	2	2x, last vs. Kansas State (1.31.23)
Minutes	15	vs. Kansas State (1.31.23)

**NOTES**

Plans for redshirt the 2023-24 season ... Entered the transfer portal following the 2022-23 season yet returned to Kansas ... Played in 44 games while at Kansas - 20 in 2022-23 and 24 in Kansas' 2022 NCAA National Championship season ... A solid shooter and being 6-foot-10, can play multiple positions and be a tough matchup ... Played his prep career at national powers Sunrise Academy and Findley Prep.



**CHARLIE MCCARTHY** RS-SO • G • 6-2 • 195 • Rancho Mirage, Calif. • Shadow Hills HS • IG: @chmac13

**2023-24 SEASON STATS**


PPG	RPG	BPG	FG%	3FG%	FT%
-	-	-	-	-	-
CAREER					
-	-	-	-	-	-

**CAREER HIGHS**

Points	-	
Field Goals	-	
Rebounds	-	
Assists	-	
Blocks	-	
Steals	-	
Minutes	-	

**NOTES**

An invited walk-on ... A member of Kansas' 2022 NCAA National Championship team ... Comes from a KU family as both parents are two of 23 family members who have graduated from KU.



**ALL-TIME SERIES**

**KANSAS LEADS, 201-95**

Lawrence, Kan. (Allen Fieldhouse) . . . . . 93-35 (52-18)  
 Manhattan, Kan. (Bramlage Coliseum) . . . . . 80-49 (28-6)  
 Neutral Sites . . . . . 28-11  
 Big 12 Play . . . . . 44-7  
 Big 12 Championship (Sprint Center) . . . . . 9-0 (3-0)

**HIGHEST SCORES - KANSAS**

Lawrence . . . . . 103  
 . . . . . KU 103-68, in 2001-02  
 Manhattan . . . . . 98  
 . . . . . KU 98-71 OT, in 2001-02

**HIGHEST SCORES - K-STATE**

Lawrence . . . . . 91  
 . . . . . KSU 91-72, in 1961-62  
 Manhattan . . . . . 96  
 . . . . . KSU 96-69, in 1978-79

**COACHING RECORDS**

Bill Self vs. Kansas State  
 Total . . . . . 37-7  
 At Kansas . . . . . 36-7  
 Jerome Tang vs. Kansas  
 Total . . . . . 1-1  
 at Kansas State . . . . . 1-1

**LARGEST MARGINS**

Kansas  
 Lawrence . . . . . 38  
 Manhattan . . . . . 29  
 Kansas State  
 Lawrence . . . . . 19  
 Manhattan . . . . . 29

**GAME-BY-GAME (BIG 12 ERA)**

01/04/1997 . . . . . Manhattan . . . . . W . . . . . 62-59  
 02/22/1997 . . . . . Lawrence . . . . . W . . . . . 78-58  
 01/17/1998 . . . . . Lawrence . . . . . W . . . . . 69-62  
 02/14/1998 . . . . . Manhattan . . . . . W . . . . . 73-58  
 03/06/1998 . . . . . Kansas City, Mo.\* . . . . . W . . . . . 68-61  
 02/01/1999 . . . . . Manhattan . . . . . W . . . . . 69-46  
 02/17/1999 . . . . . Lawrence . . . . . W . . . . . 62-47  
 03/06/1999 . . . . . Kansas City, Mo.\* . . . . . W . . . . . 69-58  
 01/12/2000 . . . . . Lawrence . . . . . W . . . . . 87-79  
 02/12/2000 . . . . . Manhattan . . . . . W . . . . . 94-65  
 03/09/2000 . . . . . Kansas City, Mo.\* . . . . . W . . . . . 84-60  
 01/27/2001 . . . . . Lawrence . . . . . W . . . . . 92-66  
 02/28/2001 . . . . . Manhattan . . . . . W . . . . . 77-65  
 03/09/2001 . . . . . Kansas City, Mo.\* . . . . . W . . . . . 94-63  
 02/04/2002 . . . . . Manhattan . . . . . W . . . . . 98-71  
 02/27/2002 . . . . . Lawrence . . . . . W . . . . . 103-68  
 01/18/2003 . . . . . Lawrence . . . . . W . . . . . 81-64  
 02/08/2003 . . . . . Manhattan . . . . . W . . . . . 82-64  
 01/14/2004 . . . . . Lawrence . . . . . W . . . . . 73-67  
 01/28/2004 . . . . . Manhattan . . . . . W . . . . . 78-70  
 02/09/2005 . . . . . Manhattan . . . . . W . . . . . 74-65  
 03/02/2005 . . . . . Lawrence . . . . . W . . . . . 72-65  
 03/11/2005 . . . . . Kansas City, Mo.\* . . . . . W . . . . . 80-67  
 01/14/2006 . . . . . Lawrence . . . . . L . . . . . 55-59  
 03/04/2006 . . . . . Manhattan . . . . . W . . . . . 66-52  
 02/07/2007 . . . . . Lawrence . . . . . W . . . . . 97-70  
 02/19/2007 . . . . . Manhattan . . . . . W . . . . . 71-62  
 03/10/2007 . . . . . Oklahoma City, Okla.\* . . . . . W . . . . . 67-61  
 01/30/2008 . . . . . Manhattan . . . . . L . . . . . 75-84  
 03/01/2008 . . . . . Lawrence . . . . . W . . . . . 88-74  
 01/13/2009 . . . . . Lawrence . . . . . W . . . . . 87-71  
 02/14/2009 . . . . . Manhattan . . . . . W . . . . . 85-74  
 01/30/2010 . . . . . Manhattan (ot) . . . . . W . . . . . 81-79  
 03/03/2010 . . . . . Lawrence . . . . . W . . . . . 82-65  
 03/13/2010 . . . . . Kansas City, Mo.\* . . . . . W . . . . . 82-65  
 01/29/2011 . . . . . Lawrence . . . . . W . . . . . 87-71  
 02/14/2011 . . . . . Manhattan . . . . . L . . . . . 68-84  
 01/04/2012 . . . . . Lawrence . . . . . W . . . . . 67-49  
 02/13/2012 . . . . . Manhattan . . . . . W . . . . . 59-53  
 01/22/2013 . . . . . Manhattan . . . . . W . . . . . 59-55  
 02/11/2013 . . . . . Lawrence . . . . . W . . . . . 83-62  
 03/16/2013 . . . . . Kansas City, Mo.\* . . . . . W . . . . . 70-54  
 01/11/2014 . . . . . Lawrence . . . . . W . . . . . 86-60  
 02/10/2014 . . . . . Manhattan (ot) . . . . . L . . . . . 82-85  
 01/31/2015 . . . . . Lawrence . . . . . W . . . . . 68-57  
 02/23/2015 . . . . . Manhattan . . . . . L . . . . . 63-70  
 02/03/2016 . . . . . Lawrence . . . . . W . . . . . 77-59  
 02/20/2016 . . . . . Manhattan . . . . . W . . . . . 72-63  
 03/10/2016 . . . . . Kansas City, Mo.\* . . . . . W . . . . . 85-63  
 01/03/2017 . . . . . Lawrence . . . . . W . . . . . 90-88  
 02/06/2017 . . . . . Manhattan . . . . . W . . . . . 74-71  
 \*01/13/2018 . . . . . Lawrence . . . . . W . . . . . 73-72  
 \*01/29/2018 . . . . . Manhattan . . . . . W . . . . . 70-56  
 \*03/09/2018 . . . . . Kansas City, Mo.\* . . . . . W . . . . . 83-67  
 02/05/2019 . . . . . Manhattan . . . . . L . . . . . 67-74  
 02/25/2019 . . . . . Lawrence . . . . . W . . . . . 64-49  
 01/21/2020 . . . . . Lawrence . . . . . W . . . . . 81-60  
 02/29/2020 . . . . . Manhattan . . . . . W . . . . . 62-58  
 02/02/2021 . . . . . Lawrence . . . . . W . . . . . 74-51  
 02/17/2021 . . . . . Manhattan . . . . . W . . . . . 59-41  
 01/22/2022 . . . . . Manhattan . . . . . W . . . . . 78-75  
 02/22/2022 . . . . . Lawrence . . . . . W . . . . . 102-83  
 01/17/2023 . . . . . Manhattan . . . . . L . . . . . 82-83  
 01/31/2023 . . . . . Lawrence . . . . . W . . . . . 90-78

\*Big 12 Championship; \*Win was later vacated

**THE JAYHAWKS VS. KANSAS STATE (\*STARTER)**

**#3 DAJUAN HARRIS JR.**

OPPONENT (Date)	MP	FG-A	PCT	3PT-A	PCT	FT-A	PCT	O-D-T	PF	A	TO	BLK	ST	TP
KANSAS STATE (2.2.21) - W	21	0-2	.000	0-0	---	0-0	---	0-2-2	2	5	0	0	0	0
at Kansas State (2.17.21) - W	10	0-0	---	0-0	---	0-0	---	1-1-2	2	2	2	0	3	2
*at Kansas State (1.22.22) - W	33	2-5	.400	1-1	1.000	2-2	1.000	2-3-5	2	2	0	0	1	7
*KANSAS STATE (2.22.22) - W	27	3-6	.500	0-2	.000	0-0	---	0-1-1	3	7	2	0	1	6
*at Kansas State (1.17.23) - L	42	1-7	.143	1-6	.167	0-0	---	1-1-2	2	11	4	0	2	3
*KANSAS STATE (1.31.23) - W	34	7-12	.583	2-6	.333	2-4	.500	0-0-0	3	2	1	1	0	18
<b>TOTAL (6 games, 4 starts)</b>	<b>167</b>	<b>13-32</b>	<b>.406</b>	<b>4-15</b>	<b>.267</b>	<b>4-6</b>	<b>.667</b>	<b>4-8-18</b>	<b>14</b>	<b>29</b>	<b>9</b>	<b>0</b>	<b>7</b>	<b>36</b>
<b>Averages</b>	<b>27.8</b>							<b>3.0</b>		<b>4.8</b>		<b>0.2</b>	<b>1.2</b>	<b>6.0</b>

**#15 KEVIN MCCULLAR (^ AT TEXAS TECH)**

OPPONENT (Date)	MP	FG-A	PCT	3PT-A	PCT	FT-A	PCT	O-D-T	PF	A	TO	BLK	ST	TP
^at Kansas State (1.14.20)	16	3-6	.500	0-0	---	4-7	.571	4-1-5	2	1	2	0	3	10
^^KANSAS STATE (2.19.20)	33	3-6	.500	0-0	---	3-3	1.000	1-5-6	2	1	2	0	4	9
**KANSAS STATE (1.05.21)	27	2-6	.333	0-3	.000	2-2	1.000	1-6-7	3	1	2	2	2	6
^^at Kansas State (2.06.21)	36	4-8	.500	3-4	.750	4-5	.800	2-4-6	3	4	1	0	0	15
**at Kansas State (1.15.22)	35	3-9	.333	0-0	---	0-0	---	1-4-5	4	3	5	1	1	6
*at Kansas State (1.17.23) - L	23	0-2	.000	0-2	.000	0-2	.000	1-6-7	5	3	2	0	1	0
*KANSAS STATE (1.31.23) - W	30	2-10	.200	2-3	.667	10-12	.833	3-10-13	5	4	0	1	2	16
<b>TOTAL (7 games/6 starts)</b>	<b>200</b>	<b>17-47</b>	<b>.362</b>	<b>5-12</b>	<b>.417</b>	<b>23-31</b>	<b>.742</b>	<b>13-36-49</b>	<b>24</b>	<b>17</b>	<b>14</b>	<b>4</b>	<b>13</b>	<b>62</b>
<b>Averages</b>	<b>28.6</b>							<b>7.0</b>		<b>2.4</b>		<b>0.6</b>	<b>1.9</b>	<b>8.9</b>

**#20 MICHAEL JANKOVICH**

OPPONENT (Date)	MP	FG-A	PCT	3PT-A	PCT	FT-A	PCT	O-D-T	PF	A	TO	BLK	ST	TP
KANSAS STATE (1.12.20) - W	3	1-1	1.000	1-1	1.000	1-2	.500	0-0-0	0	0	0	0	0	4
KANSAS STATE (2.22.22) - W	1	0-0	---	0-0	---	0-0	---	0-0-0	0	0	0	0	0	0
<b>TOTAL (2 games)</b>	<b>4</b>	<b>1-1</b>	<b>1.000</b>	<b>1-1</b>	<b>1.000</b>	<b>1-2</b>	<b>.500</b>	<b>0-0-0</b>	<b>0</b>	<b>0</b>	<b>1</b>	<b>0</b>	<b>0</b>	<b>4</b>
<b>Averages</b>	<b>2.0</b>							<b>0.0</b>		<b>0.0</b>		<b>0.0</b>	<b>0.0</b>	<b>2</b>

**#24 K.J. ADAMS JR.**

OPPONENT (Date)	MP	FG-A	PCT	3PT-A	PCT	FT-A	PCT	O-D-T	PF	A	TO	BLK	ST	TP
at Kansas State (1.22.22) - W	6	0-0	---	0-0	---	0-0	---	0-0-0	1	0	0	0	0	0
KANSAS STATE (2.22.22) - W	3	0-0	---	0-0	---	0-1	.000	0-0-0	0	1	1	0	0	0
*at Kansas State (1.17.23) - L	33	6-6	1.000	0-0	---	5-10	.500	2-0-2	5	4	2	0	0	17
*KANSAS STATE (1.31.23) - W	18	4-6	.667	0-0	---	0-1	.000	2-1-3	3	1	1	1	0	8
<b>TOTAL (4 games, 2 starts)</b>	<b>60</b>	<b>10-12</b>	<b>.833</b>	<b>0-0</b>	<b>---</b>	<b>5-12</b>	<b>.417</b>	<b>4-1-5</b>	<b>9</b>	<b>6</b>	<b>4</b>	<b>1</b>	<b>0</b>	<b>25</b>
<b>Averages</b>	<b>15.0</b>							<b>1.3</b>		<b>1.5</b>		<b>0.3</b>	<b>0.0</b>	<b>6.3</b>




ROCK CHALK JAYHAWK

# TV/RADIO ROSTER

// 2023-24 KANSAS MEN'S BASKETBALL



**1 HUNTER DICKINSON**  
Sr. / C / 7-2 / 260  
Alexandria, Va.



**3 DAJUAN HARRIS JR.**  
RS-Sr. / G / 6-2 / 170  
Columbia, Mo.



**4 JUSTIN CROSS**  
Jr. / F / 6-8 / 200  
Oak Park, Ill.



**5 CHRIS CARTER**  
RS-Fr. / G / 6-4 / 190  
Indio, Calif.



**10 JOHNNY FURPHY**  
Fr. / G / 6-9 / 202  
Melbourne, Australia



**11 JAMARI MCDOWELL**  
Fr. / G / 6-4 / 180  
Houston, Texas




**12 WILDER EVERS**  
RS-Fr. / G / 6-4 / 185  
Birmingham, Ala.



**13 ELMARKO JACKSON**  
Fr. / G / 6-3 / 195  
Marlton, N.J.




**14 PATRICK CASSIDY**  
Jr. / G / 6-1 / 185  
Columbus, Kan.



**15 KEVIN MCCULLAR JR.**  
Gr-Sr. / G / 6-7 / 212  
San Antonio, Texas



**20 MICHAEL JANKOVICH**  
Gr-Sr. / G / 6-4 / 190  
Dallas, Texas



**22 DILLON WILHITE**  
RS-Sr. / F / 6-9 / 240  
San Diego, Calif.



**23 PARKER BRAUN**  
Gr-Sr. / F / 6-10 / 235  
Burlington, Kan.




**24 KJ ADAMS JR.**  
Jr. / F / 6-7 / 235  
Austin, Texas



**25 NICOLAS TIMBERLAKE**  
Gr-Sr. / G / 6-4 / 200  
Braintree, Mass.



**41 ZACH CLEMENCE**  
Jr. / F / 6-11 / 230  
San Antonio, Texas



**CHARLIE MCCARTHY**  
RS-So. / G / 6-2 / 195  
Rancho Mirage, Calif.



**BILL SELF**  
Head Coach  
21st Year at Kansas



**KURTIS TOWNSEND**  
Assistant Coach  
20th Year at Kansas



**NORM ROBERTS**  
Assistant Coach  
13th Year at Kansas



**JEREMY CASE**  
Assistant Coach  
Ninth Year at Kansas



**FRED QUARTLEBAUM**  
Director of Operations  
11th Year at Kansas



**JOE DOOLEY**  
Director of Student-Athlete Development  
12th Year at Kansas



**DOC SADLER**  
Advisor to the Men's Basketball Program



**BRADY MORNINGSTAR**  
Video Coordinator