



WASHINGTON STATE

B A S E B A L L

WSUCOUGARS.COM | Baseball Contact | Bobby Alworth | 509-335-5785 (O) | 951-452-6129 (C) | Bobby.Alworth@wsu.edu

2024 SCHEDULE/RESULTS (3-1, 0-0 Pac-12)

FEBRUARY (3-1)

| | | | |
|------|--------------------|------------------|---------|
| 2/16 | at Utah Tech | St. George, Utah | W, 12-6 |
| 2/17 | at Utah Tech (GM1) | St. George, Utah | W, 8-6 |
| 2/17 | at Utah Tech (GM2) | St. George, Utah | L, 4-7 |
| 2/18 | at Utah Tech | St. George, Utah | W, 5-1 |

KBC ROUND ROCK CLASSIC (Round Rock, Texas.)

| | | | |
|------|--------------------|-------------------|--------------|
| 2/23 | vs. 24 Kentucky \$ | Round Rock, Texas | Noon (PT) |
| 2/24 | vs. Kansas \$ | Round Rock, Texas | 10 a.m. (PT) |
| 2/25 | vs. Texas State \$ | Round Rock, Texas | 2 p.m. (PT) |

| | | | |
|------|--------------|-------------------|-------------|
| 2/27 | at No. 3 TCU | Fort Worth, Texas | 4 p.m. (PT) |
|------|--------------|-------------------|-------------|

MARCH (0-0)

| | | | |
|------|-----------------|-------------------|--------------|
| 3/1 | Rhode Island | Pullman, Wash. | 4:05 p.m. |
| 3/2 | Rhode Island | Pullman, Wash. | 12:05 p.m. |
| 3/2 | Rhode Island | Pullman, Wash. | TBA |
| 3/3 | Rhode Island | Pullman, Wash. | 1:05 p.m. |
| 3/8 | Utah * | Pullman, Wash. | 4:05 p.m. |
| 3/9 | Utah * | Pullman, Wash. | 2:05 p.m. |
| 3/10 | Utah * | Pullman, Wash. | 1:05 p.m. |
| 3/13 | at UC Riverside | Riverside, Calif. | TBA |
| 3/15 | at UCLA * | Los Angeles | 6 p.m. |
| 3/16 | at UCLA * | Los Angeles | 2 p.m. |
| 3/17 | at UCLA * | Los Angeles | Noon |
| 3/19 | Seattle U | Pullman, Wash. | 4:05 p.m. |
| 3/20 | Seattle U | Pullman, Wash. | 2:05 p.m. |
| 3/22 | Arizona State * | Pullman, Wash. | 4:05 p.m. |
| 3/23 | Arizona State * | Pullman, Wash. | 2:05 p.m. |
| 3/24 | Arizona State * | Pullman, Wash. | 11:05 a.m. |
| 3/26 | at Portland | Portland | 5:30 p.m. |
| 3/28 | at Washington * | Seattle | 7 p.m. (P12) |
| 3/29 | at Washington * | Seattle | 7 p.m. (P12) |
| 3/30 | at Washington * | Seattle | 1 p.m. (P12) |

APRIL (0-0)

| | | | |
|------|-----------------|------------------|--------------|
| 4/5 | at Stanford * | Stanford, Calif. | 6:05 p.m. |
| 4/6 | at Stanford * | Stanford, Calif. | 2:05 p.m. |
| 4/7 | at Stanford * | Stanford, Calif. | 1:05 p.m. |
| 4/9 | at Gonzaga | Spokane, Wash. | 6 p.m. |
| 4/12 | California * | Pullman, Wash. | 6 p.m. (P12) |
| 4/13 | California * | Pullman, Wash. | 2 p.m. (P12) |
| 4/14 | California * | Pullman, Wash. | Noon (P12) |
| 4/17 | at Grand Canyon | Phoenix | 7 p.m. |
| 4/19 | at Arizona * | Tucson, Ariz. | 6 p.m. |
| 4/20 | at Arizona * | Tucson, Ariz. | 6 p.m. |
| 4/21 | at Arizona * | Tucson, Ariz. | Noon |
| 4/23 | Gonzaga | Pullman, Wash. | 6:05 p.m. |
| 4/26 | Fresno State | Pullman, Wash. | 6:05 p.m. |
| 4/27 | Fresno State | Pullman, Wash. | 6:05 p.m. |
| 4/28 | Fresno State | Pullman, Wash. | 1:05 p.m. |
| 4/30 | at Seattle U | Bellevue, Wash. | 11 a.m. |

MAY (0-0)

| | | | |
|---------|--------------------------------|-------------------|--------------|
| 5/3 | Oregon State * | Pullman, Wash. | 7 p.m. (P12) |
| 5/4 | Oregon State * | Pullman, Wash. | 6 p.m. (P12) |
| 5/5 | Oregon State * | Pullman, Wash. | 1 p.m. (P12) |
| 5/7 | Portland | Pullman, Wash. | 3:05 p.m. |
| 5/10 | USC * | Pullman, Wash. | 6 p.m. (P12) |
| 5/11 | USC * | Pullman, Wash. | 2 p.m. (P12) |
| 5/12 | USC * | Pullman, Wash. | Noon (P12) |
| 5/16 | at Oregon * | Eugene, Ore. | 6 p.m. (P12) |
| 5/17 | at Oregon * | Eugene, Ore. | 6 p.m. (P12) |
| 5/18 | at Oregon * | Eugene, Ore. | Noon (P12) |
| 5/24-28 | Pac-12 Conference Tournament % | Scottsdale, Ariz. | |

\$ KBC Round Rock Classic (Round Rock, Texas)
 * Pac-12 Conference Game
 % Pac-12 Conference Tournament (Scottsdale Stadium)
Home games in Bold | ALL TIMES PACIFIC

WASHINGTON STATE (3-1, 0-0 Pac-12) vs. No. 24 KENTUCKY (4-0, 0-0 SEC)

Dell Diamond | Round Rock, Texas
Friday, Noon (PT) | Feb. 23, 2024

KANSAS (2-2, 0-0 BIG 12) vs. WASHINGTON STATE (3-1, 0-0 Pac-12)

Dell Diamond | Round Rock, Texas
Saturday, 10 a.m. (PT) | Feb. 24, 2024

WASHINGTON STATE (3-1, 0-0 Pac-12) vs. TEXAS STATE (3-1, 0-0 SUN BELT)

Dell Diamond | Round Rock, Texas
Sunday, Noon (PT) | Feb. 25, 2024

BROADCAST INFO

WATCH: D1Baseball.com

LIVESTATS: wsucougars.com

TWITTER: @wsucougarsb

INSTAGRAM: @wsucougarsb



SERIES HISTORY

SERIES HISTORY VS KENTUCKY: WSU leads 3-0

PREVIOUS MEETINGS:

| |
|--|
| WSU 13-5 (3/18/94 - Fresno, Calif.) |
| WSU 7-3 (8 Inn) (2/23/02 - College Station, Texas) |
| WSU 9-8 (8 Inn) (2/25/02 - College Station, Texas) |

SERIES HISTORY VS KANSAS: WSU leads 1-0

PREVIOUS MEETINGS:

| |
|-------------------------------------|
| WSU 8-5 (2/21/15 - Surprise, Ariz.) |
|-------------------------------------|

SERIES HISTORY VS TEXAS STATE: TSU leads 4-3

PREVIOUS MEETINGS:

| |
|---|
| WSU 8-6 (3/7/14 - Pullman) |
| WSU 4-3 (3/8/14 - Pullman) |
| TSU 5-3 (3/8/14 - Pullman) |
| TSU 6-2 (2/19/16 - San Marcos) |
| TSU 10-1 (2/20/16 - San Marcos) |
| TSU 7-6 (2/21/16 - San Marcos) |
| WSU 9-8 (10 Inn) (2/22/16 - San Marcos) |

COUGARS SET TO PLAY KENTUCKY, KANSAS AND TEXAS STATE IN ROUND ROCK CLASSIC

Washington State heads to to Texas for the Karchach Round Rock Classic this weekend beginning Friday at Noon (PT) against No. 24 Kentucky, continuing Saturday at 10 a.m. (PT) against Kansas and wraps up Sunday at 2 p.m. (PT) against Texas State.

FOLLOW ALONG

Links to live stats and webstreams for this weekend are listed on wsucougars.com

ON DECK

The Cougars will stay in the lone star state for Tuesday evening matchup at third-ranked TCU.

SERIES HISTORY

Washington State will be playing in a Texas tournament for the second time in the last three seasons after playing in the Frisco College Baseball Classic back in 2022 where it defeated Texas A&M before dropping contests to Wichita State and Iowa. WSU is 3-0 all-time against Kentucky, last meeting twice in 2002 at the Texas A&M continental Express Classic in College Station. The Cougars claimed their only meeting with Kansas, 8-5 at the Pac-12/Big 12 Challenge in Arizona. WSU is 3-4 all-time against Texas State and last met in 2016 for a four-game series in San Marcos, Texas.

THIS WEEK IN COUGAR BASEBALL PODCAST

Every Wednesday a new episode of This Week in Cougar Baseball Podcast presented by Coors Light will be released featuring head coach Nathan Choate, a member of the Cougar Baseball program and the host, Matt Chazanow.

LAST WEEKEND

The Cougars opened the 2024 season by taking three of four at Utah Tech last weekend. WSU hit nine home runs and 10 doubles while the defense committed just two errors and turned five double plays. On the mound, Grant Taylor worked through five innings to earn the opening day win, Connor Wilford struck out six in a career-high six shutout innings to take game one of Saturday's doubleheader while Duke Brotherton, Kevin Haynes, Andrew Baughn and Chase Grillo combined for just one earned run in Sunday's finale. Designated hitter Casen Taggart led the way offensively with a .500 batting average while outfielder Alan Shibley hit .471 with seven of his eight hits going for extra bases.



PAC-12 CONFERENCE

2024 STANDINGS Entering Wednesday

| | Pac-12 | Overall |
|------------------|--------|---------|
| Oregon State | 0-0 | 4-0 |
| UCLA | 0-0 | 3-0 |
| Washington State | 0-0 | 3-1 |
| Arizona | 0-0 | 3-1 |
| Arizona State | 0-0 | 3-1 |
| Utah | 0-0 | 3-1 |
| California | 0-0 | 2-1 |
| Oregon | 0-0 | 2-1 |
| Stanford | 0-0 | 1-3 |
| Washington | 0-0 | 0-2-1 |
| USC | 0-0 | 0-3 |



FINAL 2023 STANDINGS

| | Pac-12 | Overall |
|------------------|---------|---------|
| Stanford *#&\$ | 23-7 | 44-20 |
| Oregon State # | 18-12 | 41-20 |
| Washington # | 17-12 | 35-20 |
| USC | 17-13 | 34-23-1 |
| Arizona State | 16-13 | 32-23 |
| Oregon ^ #& | 16-14 | 41-22 |
| UCLA | 12-16-1 | 28-24-1 |
| Arizona # | 12-18 | 33-26 |
| California | 12-18 | 24-28 |
| Washington State | 10-19 | 29-23 |
| Utah | 9-20-1 | 22-32-1 |

* Pac-12 Conference Regular Season Champion
 ^ Pac-12 Conference Tournament Champion
 # NCAA Tournament
 & NCAA Super Regional
 \$ College World Series

2023 PRESEASON POLL

| | |
|----------------------|----|
| 1. Oregon State (8) | 95 |
| 2. Stanford (2) | 85 |
| 3. UCLA (1) | 82 |
| 4. Oregon | 74 |
| 5. USC | 64 |
| 6. Arizona State | 50 |
| 7. Washington | 49 |
| 8. California | 40 |
| 9. Arizona | 31 |
| 10. Utah | 20 |
| 11. Washington State | 15 |

WSU SET TO PLAY IN ROUND ROCK CLASSIC

Peak Events, LLC, in partnership with Karbach Brewing Company, Go Round Rock and the Round Rock Express, are excited to announce the 2024 Karbach Round Rock Classic. The 2024 Karbach Round Rock Classic will again host four teams over three days of play at Dell Diamond in Round Rock, TX, home of the Texas Rangers' Triple A affiliate, the Round Rock Express. The weekend tournament will have two games per day with each team playing the other, three times in a round robin format. Tickets can be purchased on a day by day basis which includes both games played on the same day or as a weekend package in select seating sections with both reserved and general admission seating options available. Tickets are available at KarbachRRC.com.

COUGARS TO PLAY 15 GAMES ON PAC-12 NETWORKS

WSU will play 15 games on the Pac-12 Networks in 2024. The five Pac-12 Conference series televised will be the Cougars most televised games since 2017. The final weekend of March will see Washington State head to Seattle for The Boeing Apple Cup Series against Washington set for a Thursday-Saturday series, March 28-30. The next three home conference series will be televised; California (April 12-14), Oregon State (May 3-5), USC (May 10-12). The final weekend of the regular season will see the Cougars head to Eugene for a Thursday-Saturday (May 16-18) series on the Pac-12 Networks.

IN THE CLASSROOM, IN THE COMMUNITY

- Last fall, WSU posted a semester team GPA (3.32) the highest team GPA in program history and has set a program record with a 3.23 cumulative team GPA
 - This past fall, WSU partnered with WSU ROAR to host a Lentil Cookoff for third straight year. WSU ROAR is a two-year postsecondary education program for students with intellectual and developmental disabilities.

INSIDE THE NUMBERS

2801 - WSU entered the season with 2,801 all-time wins, 13th in NCAA history, 5th in the Pac-12
29 - WSU's 29 wins last season were the most in 2015, notched fourth straight winning season
12 - In last weekend's series win at Utah Tech, 12 players made their Cougar debuts
9 - WSU hit 9 home runs on opening weekend at Utah Tech, 7th-most in the country for the weekend
9 - Chase Grillo's 9 career saves are 1 away from breaking into the WSU all-time Top-10 for saves
2 - 2 Cougars finished last season in the Major Leagues;
 RHP Ian Hamilton (Yankees), RHP Ryan Walker (Giants)

NATHAN CHOATE NAMED COUGAR BASEBALL HEAD COACH

Nathan Choate was named the 18th head baseball coach in program history this past June. Choate arrived at WSU after leading Loyola Marymount to a 2023 West Coast Conference title while guiding the Lions to new heights in his four seasons leading the program. Choate was named the 2023 WCC Coach of the Year after leading LMU to their first outright regular season title in 25 years. He coached a pair of Lions to All-America honors while five players earned All-WCC honors in addition to the WCC Pitcher of the Year, Defensive Player of the Year and Freshman of the Year. Choate's 2023 LMU club tallied road wins at Vanderbilt and Oklahoma State while in the classroom, the Lions posted a 3.18 team GPA including 24 players with a 3.0 or higher. Throughout his coaching career, Choate has accumulated 28 players selected in the MLB Draft, seven of which went in the top-10 rounds, 10 All-Americans, two College World Series appearances, three Team USA pitchers, four Freshman All-Americans, two Big West Freshman Pitchers of the Year, two WCC Pitchers of the Year and nine All-Conference Pitchers. "My family and I couldn't be more excited to join the Washington State University family. Thank you to President Schulz, Pat Chun and Mitch Straub for the opportunity to lead the baseball program," Choate said. We look forward to earning the respect of past, current, and future Cougs, as well as the Pullman Community. Go Cougs!"

LAST SEASON

Washington State finished the season with a 29-23 overall record including a 10-19 mark in Pac-12 Conference play. The 29 wins were the most since 2015 and marked the fourth-straight winning season after posting series wins at No. 15 Oregon State, No. 12 UCLA, Arizona, Santa Clara, at California and season series win over Gonzaga. The Cougars led the Pac-12 in hit-by-pitch (91), were third in stolen bases (70) and hit the 10th-most home runs in WSU history while the pitching staff was second in the league averaging 10.2 strikeouts/9 innings.

COUGAR BASEBALL RETURNED TO TOP-25 FOR FIRST TIME SINCE 2010

In mid March last season, Washington State Baseball returned to the National Top-25 for the first time since 2010, appearing at No. 20 in the March 13 Collegiate Baseball Poll after taking two for three at No. 15 Oregon State the previous weekend. The Cougars took two of three in Corvallis for their first series win in Corvallis since 2009. The Cougars finished the 2010 season ranked No. 21 by Collegiate Baseball and No. 24 by Baseball America.



STAT RANKINGS

| CATEGORY | NO. | PAC-12 | NCAA |
|-------------------------|------|--------|------|
| HITTING | | | |
| Batting Avg. | .318 | 6 | - |
| On-Base Pct. | .396 | 5 | - |
| Slugging Pct. | .608 | 3 | 27 |
| Runs/G | 7.2 | 6 | - |
| Hits | 47 | 1 | 3 |
| Doubles | 10 | 2 | 16 |
| Triples | 3 | 2 | 4 |
| Home Runs | 9 | 3 | 7 |
| Walks | 15 | 3 | - |
| Hit-By-Pitch | 5 | 5 | - |
| Sacrifice Bunts | 0 | - | - |
| Stolen Bases | 4 | 6 | - |
| PITCHING | | | |
| ERA | 4.89 | 7 | - |
| WHIP | 1.60 | 7 | - |
| FIELDING | | | |
| Fielding Pct. | .988 | 1 | 43 |
| Double Plays | 5 | 1 | 8 |
| Runners caught stealing | - | - | - |

PLAYER RANKINGS

| BATTING AVG. | NO. | PAC-12 | NCAA |
|----------------------|-------|--------|------|
| Jacob Morrow | .625 | 2 | 25 |
| Casen Taggart | .500 | 7 | - |
| SLUGGING PCT. | | | |
| Alan Shibley | 1.176 | 3 | - |
| HITS | | | |
| Alan Shibley | 8 | 1 | 15 |
| DOUBLES | | | |
| Alan Shibley | 4 | 1 | 6 |
| Cole Cramer | 3 | 2 | 12 |
| WALKS | | | |
| Joey Kramer | 4 | 1 | - |
| TOTAL BASES | | | |
| Alan Shibley | 20 | 1 | 4 |
| APPEARANCES | | | |
| Andrew Baughn | 2 | T1 | 6 |
| Chase Grillo | 2 | T1 | 6 |

COUGAR COACHING STAFF

Joe Perez begins his first season as the Cougars Assistant Coach/Recruiting Coordinator and will serve as the infield coach and assist with the hitters after working the previous eight seasons as the Associated Head Coach and Recruiting Coordinator at Central Arizona College, one of the premier junior college programs in the country, where worked with the infielders and hitters. Perez, the 2021 ABCA National Assistant Coach of the Year, helped the Vaqueros to a pair of Junior College National Championships, three Western District titles, two Region I Championships and three ACCAC Conference Championships. Prior to his time at Central Arizona, Perez spent four seasons at Grand Canyon University where he worked with Choate for Head Coach Andy Stankiewicz assisting with Infielders.

Quinn Hawksworth begins his first season as an assistant coach and will work with the Cougar hitters and assist with recruiting, after working the past three seasons at CSU Bakersfield competing in the Big West Conference. Hawksworth joined CSU Bakersfield Baseball prior to the 2021 season where he worked with hitters, infielders and recruiting before being promoted to recruiting coordinator following the 2022 season. Hawksworth went to Bakersfield after spending the 2020 season in a volunteer position at Big West Conference power, UC Santa Barbara where he coached hitters and infielders for the Gauchos, helping UCSB to a 13-2 mark during the shortened 15-game season on the strength of 37 extra-base hits and ten home runs.

Eric Hutting begins his first season as the Cougars Assistant Coach and will work with the catchers while assisting with the pitchers and hitters after working the past two seasons with Choate at Loyola Marymount as an assistant coach, working with the catchers and assisting with the LMU hitters. Hutting helped Loyola Marymount to a 2023 West Coast Conference title last season while the Lions captured the West Coast Conference Pitcher of the Year, Defensive Player of the Year, Freshman of the Year and Choate was named WCC Coach of the Year. LMU claimed its first outright regular season title in 25 years with a 29-24 mark including an impressive 21-6 record in conference play while a pair of Lions earned All-America honors with five players receiving All-WCC honors.

Brandon Vial begins his first season as the Cougars Director of Player Development after working the past two seasons as an assistant coach at Lewis-Clark State College, helping coach the pitchers and catchers as the Warriors reached the NAIA National Championship game in 2022 and 2023. The 2022 LC pitching staff finished the season second in the NAIA with a 3.21 ERA. In the summer of 2022, Vial was the head coach of the Walla Walla Sweets in the West Coast Summer League while in the 2021 summer, Vial was named the Northwoods League Coach of the Year after leading the St. Cloud Rox pitching staff to a record-setting summer.

Austin Ames begins his first season as the Director of Baseball Operations after working the 2023 summer as an operations intern at Team USA in North Carolina and as an operations intern for Major League Baseball at the Jackie Robinson Training Complex in Vero Beach, Florida. Prior to working with MLB, Ames was a ticket sales associate for the St. Louis Cardinals during the 2022 season and worked in a number of roles for the Southeast Missouri State Athletic Department (2020-22).

JOHN OLERUD NAMED PAC-12 PLAYER OF THE CENTURY

The Pac-12 Conference inducted Cougar legend John Olerud into the Pac-12 Hall of Honor in 2019. Olerud was named the Pac-12 Conference's Baseball Player of the Century in 2016. During his three seasons in a Cougar uniform, Olerud (1987-89) had one of the finest careers of any Cougar student-athlete, in any sport, in Washington State history, rewriting the WSU record books and becoming the only Cougar baseball athlete ever to be named College Athlete of the Year. In 1988, Olerud became the only player in NCAA history to win 15 games on the mound and hit 20 home runs in the same season, going 15-0 with 23 home runs that year. Olerud went 26-4 overall with a 3.17 ERA over 241.1 innings during his three seasons, hitting .434. He set two Pac-10 records and 10 Pac-10 North marks, highlighted by his sophomore season when he was named Athlete of the Year by Baseball America. In January prior to his junior year at WSU, Olerud suffered a subarachnoid hemorrhage, a type of brain seizure. He missed the first 28 games of the spring season, but returned to hit .359 for WSU over the final 27 games. Prior to his senior season, Olerud signed a contract with Toronto and went directly to the Major Leagues. In 1993, he became the first Blue Jay to win a batting title, hitting .363. Olerud played for Toronto, the New York Mets and Yankees, Seattle and Boston during his 17-year career, winning back-to-back World Series titles with Toronto in 1992 and 1993. In 2001 he joined his father, John Sr., in the WSU Athletics Hall of Fame, and is a member of the College Baseball, State of Washington and Inland Northwest Sports Halls of Fame. The John Olerud Two-Way Player of the Year Award, given annually by the College Baseball Hall of Fame, was named in his honor and in 2016, he was named the Pac-12 Conference Player of the Century.



WSU QUICK FACTS

FOUNDED: 1890
 NICKNAME: Cougars
 COLORS: Crimson/Gray
 CONFERENCE: Pac-12
 ENROLLMENT: 20,286
 LOCATION: Pullman, Wash.
 HOME FIELD: Bailey-Brayton Field (3,500 - All AstroTurf)
 DIMENSIONS: 335 (LF-RF), 375 (LC-RC), 400 (CF)
 PRESIDENT: Kirk H. Schulz
 PULLMAN CHANCELLOR: Elizabeth Chilton
 DIRECTOR OF ATHLETICS: Pat Chun
 TICKET OFFICE: 509-335-9626, 800-GO-COUGS
 WSU ATHLETICS WEBSITE: www.wsucougars.com

OFFICE ADDRESS:
 Bohler Addition 195
 Pullman, WA 99164-1602
 OFFICE PHONE: 509-335-COUG
 OFFICE FAX: 509-335-0267
 FRIEL COURT PRESS ROW: 509-335-COUG
 ASSOC. A.D./ATHLETIC COMMUNICATIONS: Bill Stevens
 OFFICE PHONE: 509-335-4294

EMAIL: wsstevens@wsu.edu
 SPORTS: Football, Women's Tennis
DIRECTOR: Bobby Alworth (Baseball Contact)
OFFICE PHONE: 509-335-5785
CELL: 951-452-6129
EMAIL: bobby.alworth@wsu.edu
SPORTS: Football, Baseball, Women's Swimming

ASST. DIRECTOR: Chris Paige
 OFFICE PHONE: 509-335-0255
 EMAIL: christopher.paige@wsu.edu
 SPORTS: Volleyball, Cross Country, Track & Field
 ASST. DIRECTOR: Jim Crawford
 OFFICE PHONE: 509-335-0265
 EMAIL: j.crawford@wsu.edu
 SPORTS: Women's Soccer, Men's Basketball

ASST. DIRECTOR: Riley Baker
 OFFICE PHONE: 509-335-0255
 EMAIL: riley.d.baker@wsu.edu
 SPORTS: Women's Basketball, Rowing,
 Men's and Women's Golf

HEAD COACH: Nathan Choate (1st Season)
 CAREER RECORD (Season): 80-96-1 (6th)
 WSU RECORD (Season): 3-1 (1st)
 ASSISTANT COACH/RECRUITING COORD.: Joe Perez (1st Season)
 ASSISTANT COACH: Quinn Hawksworth (1st Season)
 ASSISTANT COACH: Eric Hutting (1st Season)
 DIRECTOR OF OPERATIONS: Austin Ames (1st Season)
 DIRECTOR OF PLAYER DEVELOPMENT: Brandon Vial (1st Season)

2023 RECORD: 29-23
 PAC-12 RECORD (Finish): 10-19 (10th)


LETTERWINNERS RETURNING/LOST: 19/15
 LINEUP RETURNERS/LOST: 2/7
 ROTATION RETURNERS/LOST: 1/2
 NEWCOMERS: 17 (5 HS/7 JC/5 TR)

ALL-TIME RECORD: 2804-1897-09
 CWS APPEARANCES: 4 (1950, 1956, 1965, 1976)
 NCAA SUPER REGIONAL APPEARANCES: 0 (Began in 1999)
 NCAA REGIONAL APPEARANCES: 16
 1950, 1956, 1960, 1961, 1965, 1966, 1975, 1976, 1977, 1978, 1984, 1987
 1988, 1990, 2009, 2010

COUGAR ACCOLADES

CHASE GRILLO (RHP)

Stopper of the Year Watch List (NCBWA)



COUGS IN THE PROS

| PLAYER | RD/YEAR | POS. | ORGANIZATION | 2023 TEAM |
|----------------------|------------------|------------|----------------------|-----------------------------|
| Jonah Advincula | 8th/2023 | OF | Cleveland | TBA |
| Andres Alvarez | 22nd/2019 | INF | Pittsburgh | Altoona (Double-A) |
| A.J. Block | Free Agent/2020 | LHP | Kansas City | Quad Cities (High-A) |
| Sam Brown | 12th/2023 | INF | Los Angeles (AL) | TBA |
| Ian Hamilton | 11th/2016 | RHP | New York (AL) | New York Yankees |
| Dakota Hawkins | Free Agent/2023 | RHP | New York (NL) | TBA |
| Damon Jones | 18th/2017 | LHP | Philadelphia | Lehigh Valley (Triple-A) |
| Kyle Manzardo | 2nd/2021 | INF | Cleveland | Cleveland Guardians |
| Cam Magee | 18th/2023 | INF | Atlanta | TBA |
| Shane Matheny | 23rd/2017 | INF | San Francisco | Sacramento (Triple-A) |
| Jake Meyer | Free Agent/2022 | C | Colorado | AZL Rockies (Rookie) |
| Zane Mills | 4th/2021 | RHP | St. Louis | Peoria (High-A) |
| Nick Tanielu | 14th/2014 | INF | Texas | Frisco (Double-A) |
| Ryan Walker | 31st/2018 | RHP | San Francisco | San Francisco Giants |
| Brandon White | 12th/2021 | RHP | Miami | FCL Marlins (Rookie) |



LINEUPS - BY BATTING ORDER

| 1ST | 2ND | 3RD | 4TH | 5TH | 6TH | 7TH | 8TH | 9TH | RECORD |
|---------|---------|---------|--------|---------|-----------|-----------|-----------|-------|--------|
| HARTMAN | SHIBLEY | RUSSELL | KRAMER | TAGGART | MORROW | CRAMER | SWARTS | PARKE | 1-0 |
| HARTMAN | SHIBLEY | RUSSELL | KRAMER | PONCE | CRESSWELL | CRAMER | SWARTS | PARKE | 2-0 |
| HARTMAN | SHIBLEY | RUSSELL | PONCE | MORROW | GRAY | CRAMER | SOTOMAYOR | PARKE | 2-1 |
| HARTMAN | SHIBLEY | RUSSELL | KRAMER | TAGGART | CRAMER | CRESSWELL | SWARTS | PARKE | 1-0 |

LINEUPS - BY POSITION

| CATCHER | FIRST BASE | SECOND BASE | THIRD BASE | SHORTSTOP | LEFT FIELD | CENTERFIELD | RIGHT FIELD | RECORD |
|-----------|------------|-------------|------------|-----------|------------|-------------|-------------|--------|
| MORROW | KRAMER | PARKE | CRAMER | RUSSELL | HARTMAN | SWARTS | SHIBLEY | 1-0 |
| CRESSWELL | KRAMER | PARKE | CRAMER | RUSSELL | HARTMAN | SWARTS | SHIBLEY | 1-0 |
| MORROW | GRAY | PARKE | CRAMER | RUSSELL | SOTOMAYOR | SHIBLEY | HARTMAN | 0-1 |
| CRESSWELL | KRAMER | PARKE | CRAMER | RUSSELL | HARTMAN | SWARTS | SHIBLEY | 2-0 |



2024 COUGAR BASEBALL

COMEBACK WINS (1)

at Utah Tech (2/16)

W, 12-6

Trailed 2-0 in 2nd
Scored 4 in 2nd, 3 in 4th and 4 in 6th

THE LAST TIME ...

COUGAR INDIVIDUAL

| | |
|---------------------------------|---|
| 4 Runs in One Game | Jacob McKeon, at Utah Valley (4/26/2023) |
| 5 Runs in One Game | Taylor Ard, at USC (5/29/2011) |
| 4 Hits in One Game | Jacob McKeon, STANFORD (5/18/2023) |
| 5 Hits in One Game | 5-5, Jacob McKeon, STANFORD (5/18/2023) |
| 5 RBI in One Game | (5) Cole Cramer, at Utah Tech (2/16/2024) |
| 6 RBI in One Game | (8) Jonah Advincula, vs. UC Riverside (2/18/2023) |
| 7 RBI in One Game | (8) Jonah Advincula, vs. UC Riverside (2/18/2023) |
| Three Doubles in One Game | (4) Blake Clanton, SANTA CLARA (4/20/2018) |
| Four Doubles in One Game | Blake Clanton, SANTA CLARA (4/20/2018) |
| Two Triples in One Game | Nick Tanielu, Eastern Michigan (2/23/2013) |
| Hit For The Cycle | Derek Jones, at Arizona (GM2) (5/17/2012) |
| Two Home Runs in One Game | Jacob McKeon, STANFORD (5/18/2023) |
| Three Home Runs in One Game | Jason Grove, at New Mexico State (2/14/1999) |
| Leadoff Home Run | Jonah Advincula, at California (5/12/2023) |
| Grand Slam | Jonah Advincula, vs. UC Riverside (2/18/2023) |
| Pinch-Hit Home Run | Cam Magee, vs. UC Riverside (2/18/2023) |
| Inside-The-Park Home Run | Danny Sinatro, SANTA CLARA (4/21/2018) |
| Game-Ending Hit | Elijah Hainline, SANTA CLARA (4/21/2023) |
| Game-Ending Home Run | Elijah Hainline, SANTA CLARA (4/21/2023) |
| Game-Ending Grand Slam | P.J. Jones, OREGON STATE (5/19/2012) |
| Game-Ending Walk | Cory Meyer, WASHINGTON (4/21/2017) |
| Game-Ending Hit-By-Pitch | Tristan Peterson, STANFORD (4/3/2021) |
| Back-to-Back Home Runs | Jacob McKeon, Bryce Matthews, STANFORD (5/18/2023) |
| Back-to-Back-to-Back Home Runs | Alex Burg, Derek Jones, Greg Lagreid, Arizona (4/18/2009) |
| Three Stolen Bases in One Game | Ian Sagdal, vs. Portland (5/12/2015) |
| 8 Innings Pitched | (9) Grant Taylor, ARIZONA STATE (5/19/2022 (W, 2-0)) |
| Complete Game | Grant Taylor, ARIZONA STATE (5/19/2022 (W, 2-0)) |
| Shutout | Grant Taylor, ARIZONA STATE (5/19/2022 (W, 2-0)) |
| No-Hitter | Scotty Sunitsch, at Oregon (4/8/2018) |
| At Least 10 Strikeouts | (12) Dakota Hawkins, WASHINGTON (5/5/2023) |
| At Least 15 Putouts in One Game | (15) Jacob McKeon, GONZAGA (5/2/2023) |
| At Least 10 Assists in One Game | Ian Sagdal (10), San Jose State (3/30/2014) |

WSU TEAM

| | |
|------------------------------|--|
| Scored 10+ Runs in an Inning | 10 (8th Inning), vs. Villanova (2/18/2023) |
| Scored 10 Runs | 12, at Utah Tech (2/16/2024) |
| Scored 15 Runs | 22, vs. Villanova (2/18/2023) |
| Scored 20 Runs | 22, vs. Villanova (2/18/2023) |
| Recorded 20 Hits | 20, at USC (5/16/2021) |
| Stole 5 bases | 5, at California (5/14/2023) |
| Shutout opponent | SOUTHERN INDIANA (3/5/2023) |
| Struck out 10+ hitters | 12, STANFORD (5/20/2023) |
| Struck out 15+ hitters | 15, WASHINGTON (5/5/2023) |
| Gave up Two Hits | BYU (4/3/2023) |
| Gave up One Hit | (Grant Taylor-1, Connor Wilford-0, Andrew Baughn-0, Chase Grillo-1) at No. 15 Oregon State (3/12/2023) |
| No-Hitter | (Parker McFadden-5 IP, A.J. Block-1.1 IP, Collin Maier-0.2 IP, Ryan Walker-2 IP) Santa Clara (4/22/2018) |
| Turned a Triple Play | Saint Mary's (3/10/2018) |
| Played Extra Innings | 10, L, 6-7, STANFORD (5/18/2023) |
| Won in Extra Innings | 10, 8-7, at Oregon (4/24/2022) |
| Last At-Bat Win | 9-6, GONZAGA (5/2/2023) |
| Walk-Off Win | Trailed 6-5 in 8th, scored 4 runs, Jake Harvey bunt resulted in GU error, go-ahead run scores on error 5-4, SANTA CLARA (4/21/2023) |
| Played to a tie | Elijah Hainline walkoff solo HR to lead off 9th at USC (12) (4/20/2019) |

LAST AT-BAT WINS

| | |
|---|--|
| Won a Series | (3-1) at Utah Tech (Feb. 16-18, 2024) |
| Won a Conference Series | (2-1) at California (May 12-14, 2023) |
| Won a Road Series | (3-1) at Utah Tech (Feb. 16-18, 2024) |
| Won a Conference Road Series | (2-1) at California (May 12-14, 2023) |
| Won a Series vs. Top-25 Team | (2-0) No. 12 UCLA (March 31-April 2, 2023) |
| Won a Road Series vs. Top-25 Team | (2-1) at No. 15 Oregon State (March 10-12, 2023) |
| Won a Series vs. Top-10 Team | (2-1) at No. 10 Oregon (April 22-24, 2022) |
| Won a Road Series vs. Top-10 Team | (2-1) at No. 10 Oregon (April 22-24, 2022) |
| Swept a 3-game Series | (3-0) SOUTHERN INDIANA (March 3-5, 2023) |
| Swept a 4-game Series | (4-0) at Dixie State (Feb. 25-28, 2021) |
| Swept an Opponent on the Road | (2-0) at San Diego (March 18-19, 2014) |
| | (3-0), at Northern Colorado (April 21-23, 2006) |
| | (4-0) at Dixie State (Feb. 25-28, 2021) |
| Swept a Conference Opponent | (3-0) ARIZONA STATE (May 19-21, 2022) |
| | (2-0) No. 12 UCLA (March 31-April 2, 2023) |
| Swept a Conference Opponent on the Road | (3-0) at Portland (April 2-3, 1994) |



#1 KYLE RUSSELL - INF, SR.

| Season | Career | | | | | | | | | | | | |
|---|--------|--|--|--|--|--|--|--|--|--|--|--|--|
| 2, at Utah Tech (2/16/24) | HITS | 3 (10x), Last - at Utah Valley (4/26/23) | | | | | | | | | | | |
| 1 (2x), Last - at Utah Tech GM1 (2/17/24) | 2B | 1 (19x), Last - at Utah Tech GM1 (2/17/24) | | | | | | | | | | | |
| | 3B | 1 (4x), Last - ARIZONA STATE (5/20/22) | | | | | | | | | | | |
| | HR | 1 (5x), Last - LINFIELD (3/29/23) | | | | | | | | | | | |
| 1 (2x), Last - at Utah Tech GM2 (2/17/24) | RUNS | 4, vs. UC Riverside (2/18/23) | | | | | | | | | | | |
| 1 (2x), Last - at Utah Tech GM1 (2/17/24) | RBI | 3 (6x), Last - at Utah Valley (4/26/23) | | | | | | | | | | | |
| 1, at Utah Tech (2/16/24) | SB | 2, at Seattle U (4/12/23) | | | | | | | | | | | |

CAREER TOTALS

| Year | Avg | GP | GS | AB | R | H | 2B | 3B | HR | RBI | BB | SO | SBATT |
|--------|------|-----|-----|-----|----|-----|----|----|----|-----|----|-----|-------|
| 2021 | .301 | 20 | 20 | 73 | 11 | 22 | 5 | 2 | 1 | 14 | 1 | 18 | 1 |
| 2022 | .264 | 52 | 51 | 193 | 30 | 51 | 3 | 2 | 3 | 23 | 20 | 41 | 1 |
| 2023 | .284 | 44 | 43 | 162 | 31 | 46 | 9 | 0 | 1 | 26 | 16 | 46 | 9 |
| 2024 | .200 | 4 | 4 | 15 | 2 | 3 | 2 | 0 | 0 | 2 | 1 | 2 | 1 |
| TOTALS | .275 | 120 | 118 | 443 | 74 | 122 | 19 | 4 | 5 | 65 | 38 | 107 | 12 |

NOTES

- Had 8-game on-base streak snapped in Sunday finale at Utah Tech

#2 ELY KENNEL - INF, SO.

| Season | Career | | | | | | | | | | | | |
|--------|--------|-------------------------------|--|--|--|--|--|--|--|--|--|--|--|
| | HITS | | | | | | | | | | | | |
| | 2B | | | | | | | | | | | | |
| | 3B | | | | | | | | | | | | |
| | HR | | | | | | | | | | | | |
| | RUNS | 1, WESTERN CAROLINA (5/19/23) | | | | | | | | | | | |
| | RBI | | | | | | | | | | | | |
| | SB | | | | | | | | | | | | |

CAREER TOTALS

| Year | Avg | GP | GS | AB | R | H | 2B | 3B | HR | RBI | BB | SO | SBATT |
|------------|------|----|----|----|---|---|----|----|----|-----|----|----|-------|
| 2023 (OSU) | .000 | 4 | 0 | 4 | 1 | 0 | 0 | 0 | 0 | 0 | 0 | 3 | 0 |
| 2024 (WSU) | .000 | 1 | 0 | 0 | 0 | 0 | 0 | 0 | 0 | 0 | 0 | 0 | 1 |
| TOTALS | .000 | 5 | 0 | 4 | 1 | 0 | 0 | 0 | 0 | 0 | 0 | 3 | 0 |

NOTES

- Oregon State transfer, appeared in 4 games for OSU last season
 - 2022 Oregon 3A Player of the Year, .547, 11 2B, 5 3B, 11 HR, 29 SB as a senior

#3 JACK LEE - LHP, SR.

| Season | Career | | | | | | | | | | | | |
|--------|---------|--------------------------------|--|--|--|--|--|--|--|--|--|--|--|
| | IP | 4.0, at UC San Diego (4/25/21) | | | | | | | | | | | |
| | K | 5, at UC San Diego (4/25/21) | | | | | | | | | | | |
| | PITCHES | 46, at UC San Diego (4/25/21) | | | | | | | | | | | |

NOTES

- Played at 2021 CSU Bakersfield, led team with 4 saves
 - Pitched at WSU in 2022, missed 2023 season with arm injury

2024 GAME-BY-GAME

| DATE | OPPONENT | GS | IP | H | R | ER | BB | SO | NP | DEC |
|------|----------|----|----|---|---|----|----|----|----|-----|
|------|----------|----|----|---|---|----|----|----|----|-----|

CAREER TOTALS

| Year | ERA | W | L | APP | GS | CG | SV | IP | H | R | ER | BB | SO |
|-------------|---------------------------|---|---|-----|----|----|----|------|----|----|----|----|----|
| 2021 (CSUB) | 4.58 | 1 | 0 | 12 | 1 | 0 | 4 | 19.2 | 15 | 12 | 10 | 8 | 20 |
| 2022 (WSU) | 6.92 | 0 | 1 | 12 | 1 | 0 | 0 | 13.0 | 13 | 11 | 10 | 14 | 13 |
| 2023 (WSU) | Missed Season with injury | | | | | | | | | | | | |
| TOTAL | 5.59 | 1 | 1 | 24 | 2 | 0 | 4 | 32.2 | 28 | 23 | 20 | 22 | 33 |

#4 LOGAN JOHNSTONE - OF, RS-SO.

| Season | Career | | | | | | | | | | | | |
|-------------------------------|--------|---|--|--|--|--|--|--|--|--|--|--|--|
| | HITS | 2, vs. NEW MEXICO (2/19/22) | | | | | | | | | | | |
| | 2B | | | | | | | | | | | | |
| | 3B | 1, vs. NEW MEXICO (2/19/22) | | | | | | | | | | | |
| | HR | | | | | | | | | | | | |
| 1, at Utah Tech GM2 (2/17/24) | RUNS | 1 (7x), Last - at Utah Tech GM2 (2/17/24) | | | | | | | | | | | |
| | RBI | 1 (2x), Last - at Pacific (3/18/22) | | | | | | | | | | | |
| 1, at Utah Tech (2/18/24) | SB | Same | | | | | | | | | | | |

CAREER TOTALS

| Year | Avg | GP | GS | AB | R | H | 2B | 3B | HR | RBI | BB | SO | SBATT |
|------------|------|----|----|----|---|----|----|----|----|-----|----|----|-------|
| 2022 (GU) | .273 | 25 | 9 | 44 | 6 | 12 | 0 | 1 | 0 | 2 | 5 | 15 | 0 |
| 2023 (GU) | .000 | 4 | 2 | 10 | 0 | 0 | 0 | 0 | 0 | 0 | 0 | 6 | 0 |
| 2024 (WSU) | .000 | 2 | 0 | 0 | 1 | 0 | 0 | 0 | 0 | 0 | 0 | 0 | 1 |
| TOTALS | .222 | 31 | 11 | 54 | 7 | 12 | 9 | 1 | 9 | 2 | 5 | 21 | 1 |

NOTES

- Gonzaga transfer, played last two seasons at Gonzaga

#5 ALAN SHIBLEY - OF, RS-JR.

| Season | Career | | | | | | | | | | | | |
|---|--------|---|--|--|--|--|--|--|--|--|--|--|--|
| 3, at Utah Tech (2/16/24) | HITS | Same | | | | | | | | | | | |
| 2, at Utah Tech (2/16/24) | 2B | Same | | | | | | | | | | | |
| 1, at Utah Tech (2/18/24) | 3B | 1 (3x), Last - at Utah Tech (2/18/24) | | | | | | | | | | | |
| 1 (2x), Last - at Utah Tech GM2 (2/17/24) | HR | Same | | | | | | | | | | | |
| 2, at Utah Tech GM1 (2/17/24) | RUNS | 2 (2x), Last - at Utah Tech GM1 (2/17/24) | | | | | | | | | | | |
| 3, at Utah Tech GM1 (2/17/24) | RBI | Same | | | | | | | | | | | |
| | SB | | | | | | | | | | | | |

CAREER TOTALS

| Year | Avg | GP | GS | AB | R | H | 2B | 3B | HR | RBI | BB | SO | SBATT |
|--------|------|----|----|----|---|----|----|----|----|-----|----|----|-------|
| 2023 | .156 | 9 | 8 | 32 | 2 | 5 | 0 | 2 | 0 | 4 | 1 | 10 | 0 |
| 2024 | .471 | 4 | 4 | 17 | 5 | 8 | 4 | 1 | 2 | 4 | 3 | 2 | 0 |
| TOTALS | .265 | 13 | 12 | 49 | 7 | 13 | 4 | 3 | 2 | 8 | 4 | 12 | 0 |

NOTES

- Dad, Steve Shibley played baseball at Kansas in late 1980's
 - Played 2 seasons at San Jacinto College in Texas
 - 2022 JBB All-American, 62 games, .358, 15 2B, 6 3B, 11 HR, 55 RBI, 20 SB
 - led SJC to 2022 JUCO World Series, named to All-Tournament Team, 3 HR, 7 RBI

2023 NOTES

- Had 2 triples opening weekend last season, missed most of season with injuries

2024 NOTES

- Had 3 hits in season-opening win at Utah Tech, homered in both games of DH Sat.
 - Had 8 hits in 4-game series at Utah Tech, 7 extra-base hits

#6 JOEY KRAMER - INF, RS-SR.

| Season | Career | | | | | | | | | | | | |
|-------------------------------|--------|---|--|--|--|--|--|--|--|--|--|--|--|
| 1, at Utah Tech GM1 (2/17/24) | HITS | 3 (5x), Last - STONY BROOK (2/18/23) | | | | | | | | | | | |
| | 2B | 2 (2x), Last - CSU BAKERSFIELD (4/29/22) | | | | | | | | | | | |
| | 3B | 1, PACIFIC (2/27/22) | | | | | | | | | | | |
| | HR | 2, CAL POLY (4/22/23) | | | | | | | | | | | |
| 1, at Utah Tech GM1 (2/17/24) | RUNS | 4, PACIFIC (2/26/22) | | | | | | | | | | | |
| 2, at Utah Tech GM1 (2/17/24) | RBI | 3 (5x), Last - at CSU Bakersfield (5/27/23) | | | | | | | | | | | |
| | SB | 1 (2x), Last - PEPPERDINE (5/9/23) | | | | | | | | | | | |

CAREER TOTALS

| Year | Avg | GP | GS | AB | R | H | 2B | 3B | HR | RBI | BB | SO | SBATT |
|-------------|------|----|----|-----|----|----|----|----|----|-----|----|----|-------|
| 2022 (CSUN) | .250 | 51 | 50 | 172 | 28 | 43 | 14 | 1 | 5 | 27 | 16 | 34 | 1 |
| 2023 (CSUN) | .263 | 41 | 29 | 114 | 30 | 30 | 6 | 0 | 8 | 27 | 11 | 19 | 1 |
| 2024 (WSU) | .077 | 4 | 3 | 13 | 3 | 1 | 0 | 0 | 1 | 1 | 4 | 2 | 0 |
| TOTALS | .247 | 96 | 82 | 299 | 61 | 74 | 20 | 1 | 14 | 55 | 31 | 55 | 2 |

NOTES

- CSUN transfer, played last two seasons at CSUN
 - 2023 Big West All-Academic, graduated with marketing degree
 - Hit solo homer in game 1 of doubleheader win at Utah Tech last Saturday



2024 COUGAR BASEBALL

#8 CREW PARKE - INF, SR.

| Season | | | | | | | | | | | | | | Career |
|-------------------------------|------|--|--|--|--|--|--|--|--|--|--|--|--|--------|
| 3, at Utah Tech (2/16/24) | HITS | 4, STEPHEN F. AUSTIN (3/12/23) | | | | | | | | | | | | |
| | 2B | 2, HOUSTON CHRISTIAN (3/3/23) | | | | | | | | | | | | |
| | 3B | 1, HOUSTON CHRISTIAN (3/4/23) | | | | | | | | | | | | |
| | HR | 1 (2x), Last - at Sam Houston (4/8/23) | | | | | | | | | | | | |
| 1, at Utah Tech GM1 (2/17/24) | RUNS | 2 (5x), Last - TEXAS TECH (4/25/23) | | | | | | | | | | | | |
| 1, at Utah Tech (2/16/24) | RBI | 3, at UT Arlington (3/19/23) | | | | | | | | | | | | |
| | SB | 1, at Sam Houston (4/9/23) | | | | | | | | | | | | |

CAREER TOTALS

| Year | Avg | GP | GS | AB | R | H | 2B | 3B | HR | RBI | BB | SO | SBATT |
|------------|------|----|----|-----|----|----|----|----|----|-----|----|----|-------|
| 2023 (ABU) | .219 | 59 | 59 | 196 | 26 | 43 | 9 | 1 | 2 | 26 | 22 | 31 | 1 3 |
| 2024 (WSU) | .286 | 4 | 4 | 14 | 1 | 4 | 1 | 0 | 0 | 1 | 1 | 2 | 0 1 |
| TOTALS | .224 | 63 | 63 | 210 | 27 | 47 | 10 | 1 | 2 | 27 | 23 | 33 | 1 4 |

NOTES

- Abilene Christian transfer
- Started all 4 games at second base last weekend, had 3 hits in season-opener

#10 GRIFFEN SOTOMAYOR - C, SO.

| Season | | | | | | | | | | | | | | Career |
|-------------------------------|------|--|--|--|--|--|--|--|--|--|--|--|------|--------|
| 1, at Utah Tech GM2 (2/17/24) | HITS | | | | | | | | | | | | Same | |
| | 2B | | | | | | | | | | | | | |
| | 3B | | | | | | | | | | | | | |
| | HR | | | | | | | | | | | | | |
| | RUNS | | | | | | | | | | | | | |
| | RBI | | | | | | | | | | | | | |
| | SB | | | | | | | | | | | | | |

CAREER TOTALS

| Year | Avg | GP | GS | AB | R | H | 2B | 3B | HR | RBI | BB | SO | SBATT |
|--------|------|----|----|----|---|---|----|----|----|-----|----|----|-------|
| 2023 | .000 | 4 | 2 | 8 | 0 | 0 | 0 | 0 | 0 | 0 | 0 | 4 | 0 0 |
| 2024 | .500 | 1 | 1 | 2 | 0 | 1 | 0 | 0 | 0 | 0 | 0 | 0 | 0 0 |
| TOTALS | .100 | 5 | 3 | 10 | 0 | 1 | 0 | 0 | 0 | 0 | 0 | 4 | 0 0 |

NOTES

- Attended Turlock High School in northern California
- 2022...rated third-best catcher in California and No. 43 catcher prospect in the country by Perfect Game
- Started in left field game two of doubleheader at Utah Tech last Saturday, singled

#11 TREY CRUZ - INF, JR.

| Season | | | | | | | | | | | | | | Career |
|---------------------------|------|--|--|--|--|--|--|--|--|--|--|--|------|--------|
| 1, at Utah Tech (2/18/24) | HITS | | | | | | | | | | | | Same | |
| | 2B | | | | | | | | | | | | | |
| 1, at Utah Tech (2/18/24) | 3B | | | | | | | | | | | | Same | |
| | HR | | | | | | | | | | | | | |
| | RUNS | | | | | | | | | | | | | |
| 2, at Utah Tech (2/18/24) | RBI | | | | | | | | | | | | Same | |
| | SB | | | | | | | | | | | | | |

CAREER TOTALS

| Year | Avg | GP | GS | AB | R | H | 2B | 3B | HR | RBI | BB | SO | SBATT |
|------|------|----|----|----|---|---|----|----|----|-----|----|----|-------|
| 2024 | .333 | 2 | 0 | 3 | 0 | 1 | 0 | 1 | 0 | 2 | 1 | 2 | 0 0 |

NOTES

- JUCO transfer from Harford Community College in Maryland
- Helped HCC to JUCO World Series in 2022, was All-Region last season, 13 2B, 7 HR
- Came off bench for defense, had 2-run triple down RF line Sunday at Utah Tech

#12 JACOB MORROW - C, SR.

| Season | | | | | | | | | | | | | | Career |
|-------------------------------|------|---------------------------------------|--|--|--|--|--|--|--|--|--|--|--|--------|
| 3, at Utah Tech GM2 (2/17/24) | HITS | 4, SOUTHERN INDIANA (3/4/23) | | | | | | | | | | | | |
| | 2B | 1 (4x), Last - ARIZONA (4/16/23) | | | | | | | | | | | | |
| | 3B | | | | | | | | | | | | | |
| 1, at Utah Tech (2/16/24) | HR | 1 (2x), Last - at Utah Tech (2/16/24) | | | | | | | | | | | | |
| 3, at Utah Tech (2/16/24) | RUNS | 3 (2x), Last - at Utah Tech (2/16/24) | | | | | | | | | | | | |
| 2, at Utah Tech GM2 (2/17/24) | RBI | 4, SOUTHERN INDIANA (3/4/23) | | | | | | | | | | | | |
| | SB | | | | | | | | | | | | | |

CAREER TOTALS

| Year | Avg | GP | GS | AB | R | H | 2B | 3B | HR | RBI | BB | SO | SBATT |
|--------|------|----|----|----|----|----|----|----|----|-----|----|----|-------|
| 2023 | .259 | 28 | 23 | 81 | 15 | 21 | 4 | 0 | 1 | 17 | 5 | 27 | 0 0 |
| 2024 | .625 | 3 | 2 | 8 | 3 | 5 | 0 | 0 | 1 | 3 | 1 | 1 | 0 0 |
| TOTALS | .292 | 31 | 25 | 89 | 18 | 26 | 4 | 0 | 2 | 20 | 6 | 28 | 0 0 |

NOTES

- Played 2 seasons at Linn-Benton CC in Oregon
- Mom, Debbie played tennis and ran track at Palomar College... dad, Chris played baseball at Mesa Junior College in San Diego
- 7th in Pac-12 with 9 runners caught stealing last season
- Homered on opening night at Utah Tech, had 3 hits in Saturday's game 2 of DH

#13 NICK LEWIS - LHP, FR.

| Season | | | | | | | | | | | | | | Career |
|--------|---------|--|--|--|--|--|--|--|--|--|--|--|--|--------|
| | IP | | | | | | | | | | | | | |
| | K | | | | | | | | | | | | | |
| | PITCHES | | | | | | | | | | | | | |

NOTES

- No. 21 LHP prospect in California by Perfect Game, two-time All-League

2024 GAME-BY-GAME

| DATE | OPPONENT | GS | IP | H | R | ER | BB | SO | NP | DEC |
|------|----------|----|----|---|---|----|----|----|----|-----|
|------|----------|----|----|---|---|----|----|----|----|-----|

CAREER TOTALS

| Year | ERA | W | L | APP | GS | CG | SV | IP | H | R | ER | BB | SO |
|------|-----|---|---|-----|----|----|----|----|---|---|----|----|----|
| 2024 | | | | | | | | | | | | | |

#15 KOOPER JONES - C, FR.

| Season | | | | | | | | | | | | | | Career |
|--------|------|--|--|--|--|--|--|--|--|--|--|--|--|--------|
| | HITS | | | | | | | | | | | | | |
| | 2B | | | | | | | | | | | | | |
| | 3B | | | | | | | | | | | | | |
| | HR | | | | | | | | | | | | | |
| | RUNS | | | | | | | | | | | | | |
| | RBI | | | | | | | | | | | | | |
| | SB | | | | | | | | | | | | | |

CAREER TOTALS

| Year | Avg | GP | GS | AB | R | H | 2B | 3B | HR | RBI | BB | SO | SBATT |
|------|-----|----|----|----|---|---|----|----|----|-----|----|----|-------|
| 2024 | | | | | | | | | | | | | |

NOTES

- No. 2 catcher prospect in Washington by Baseball Northwest



#19 BRANDHAM PONCE - INF, SR.

| Season | HITS | Career |
|--------|---------------------|---------------------------------|
| | 3, OREGON (3/18/23) | |
| | 2B | 1, vs. Villanova (2/18/23) |
| | 3B | |
| | HR | |
| | RUNS | 1 (4x), Last - OREGON (3/18/23) |
| | RBI | 3 (3x), Last - OREGON (3/18/23) |
| | SB | |

CAREER TOTALS

| YEAR | AVG | GP | GS | AB | R | H | 2B | 3B | HR | RBI | BB | SO | SBATT |
|--------|------|----|----|----|---|---|----|----|----|-----|----|----|-------|
| 2023 | .222 | 13 | 6 | 27 | 4 | 6 | 1 | 0 | 0 | 7 | 1 | 8 | 0 |
| 2024 | .000 | 2 | 2 | 5 | 0 | 0 | 0 | 0 | 0 | 0 | 0 | 2 | 0 |
| TOTALS | .188 | 15 | 8 | 32 | 4 | 6 | 1 | 0 | 0 | 7 | 1 | 10 | 0 |

NOTES

- Played 2 seasons at Big Bend CC in Washington, 2022 JUCO All-American
- Started at DH twice last weekend at Utah Tech

#20 CONNOR WILFORD - RHP, SR.

| Season | IP | Career |
|---------------------------------|---|--------|
| 6.0, at Utah Tech GM1 (2/17/24) | IP | Same |
| 6, at Utah Tech GM1 (2/17/24) | K 6 (2x), Last - at Utah Tech GM1 (2/17/24) | |
| 93, at Utah Tech GM1 (2/17/24) | PITCHES | Same |

NOTES

- Grandpa, Jerry Nesbitt was an All-Conference guard at New Mexico in 1950's... volunteered to work with Challenger League, a program where kids with special needs play little league baseball
- **Collegiate Baseball National Player of the Week and Pac-12 Pitcher of the Week**
- 2 appearances in series win at No. 15 Oregon State
- 7 no-hit innings, 9 K, 1 BB, 1 win, had 4 no-hit innings Friday
- Tied for 9th in appearances (26) in Pac-12 last season
- In game 1 of DH at Utah Tech Saturday, career-high 6 IP, match career-high 6 K, W

2023 GAME-BY-GAME

| DATE | OPPONENT | GS | IP | H | R | ER | BB | SO | NP | DEC |
|------|-------------------------|----|-----|---|---|----|----|----|----|-----|
| 2/17 | vs. Villanova | | 3.0 | 0 | 0 | 0 | 0 | 4 | 32 | SV |
| 2/19 | vs. UC Riverside | | 2.0 | 2 | 0 | 0 | 0 | 3 | 31 | - |
| 2/27 | vs. UNLV | * | 2.0 | 5 | 6 | 6 | 2 | 1 | 55 | ND |
| 3/4 | SOUTHERN INDIANA | | 2.2 | 4 | 1 | 1 | 0 | 1 | 46 | W |
| 3/10 | at No. 15 Oregon State | | 4.0 | 0 | 0 | 0 | 1 | 6 | 49 | - |
| 3/12 | at No. 15 Oregon State | | 3.0 | 0 | 0 | 0 | 0 | 3 | 46 | W |
| 3/15 | SAN FRANCISCO | | 1.0 | 5 | 5 | 5 | 1 | 1 | 32 | - |
| 3/17 | OREGON | | 1.0 | 1 | 0 | 0 | 1 | 1 | 19 | - |
| 3/18 | OREGON | | 0.1 | 0 | 0 | 0 | 0 | 1 | 5 | - |
| 3/19 | OREGON | | 1.0 | 2 | 2 | 2 | 0 | 3 | 24 | L |
| 3/24 | at USC | | 0.1 | 2 | 3 | 0 | 0 | 1 | 11 | - |
| 3/26 | at USC | | 1.2 | 2 | 0 | 0 | 0 | 0 | 22 | - |
| 3/31 | No. 12 UCLA | | 0.2 | 1 | 0 | 0 | 2 | 1 | 25 | - |
| 4/3 | BYU | | 2.0 | 0 | 0 | 0 | 0 | 1 | 25 | - |
| 4/6 | at No. 16 Arizona State | | 0.1 | 2 | 0 | 0 | 0 | 0 | 17 | - |
| 4/7 | at No. 16 Arizona State | | 1.0 | 0 | 0 | 0 | 0 | 1 | 14 | - |
| 4/14 | ARIZONA | | 3.2 | 2 | 0 | 0 | 0 | 2 | 43 | SV |
| 4/16 | ARIZONA | | 0.2 | 2 | 2 | 2 | 0 | 0 | 11 | - |
| 4/18 | at Gonzaga | | 1.0 | 1 | 0 | 0 | 0 | 1 | 19 | - |
| 4/21 | SANTA CLARA | | 2.0 | 2 | 2 | 2 | 1 | 2 | 37 | - |
| 4/23 | SANTA CLARA | | 1.1 | 1 | 0 | 0 | 0 | 2 | 20 | - |
| 4/28 | at Utah | | 1.2 | 5 | 3 | 3 | 0 | 2 | 30 | L |
| 4/30 | at Utah | | 2.1 | 1 | 1 | 1 | 3 | 2 | 42 | - |
| 5/2 | GONZAGA | | 1.2 | 1 | 0 | 0 | 0 | 1 | 22 | - |
| 5/6 | WASHINGTON | | 3.2 | 4 | 2 | 2 | 0 | 4 | 70 | - |
| 5/20 | No. 3 STANFORD | * | 1.1 | 3 | 3 | 3 | 2 | 2 | 29 | - |

2024 GAME-BY-GAME

| DATE | OPPONENT | GS | IP | H | R | ER | BB | SO | NP | DEC |
|------|------------------|----|-----|---|---|----|----|----|----|-----|
| 2/17 | at Utah Tech - 1 | * | 6.0 | 6 | 0 | 0 | 1 | 6 | 93 | W |

CAREER TOTALS

| YEAR | ERA | W | L | APP | GS | CG | SV | IP | H | R | ER | BB | SO |
|--------|------|---|---|-----|----|----|----|------|----|----|----|----|----|
| 2023 | 5.32 | 2 | 2 | 26 | 2 | 0 | 2 | 45.2 | 48 | 30 | 27 | 13 | 47 |
| 2024 | 0.00 | 1 | 0 | 1 | 0 | 0 | 0 | 6.0 | 6 | 0 | 0 | 1 | 6 |
| TOTALS | 4.70 | 3 | 2 | 27 | 3 | 0 | 2 | 51.2 | 54 | 30 | 27 | 14 | 53 |

#21 CALEB GRAY - INF, SO.

| Season | HITS | Career |
|--------|------|--------|
| | 2B | |
| | 3B | |
| | HR | |
| | RUNS | |
| | RBI | |
| | SB | |

CAREER TOTALS

| YEAR | AVG | GP | GS | AB | R | H | 2B | 3B | HR | RBI | BB | SO | SBATT |
|------|------|----|----|----|---|---|----|----|----|-----|----|----|-------|
| 2024 | .000 | 1 | 1 | 2 | 0 | 0 | 0 | 0 | 0 | 0 | 1 | 0 | 0 |

NOTES

- Last season at Yakima Valley CC in Washington, All-NWAC 2nd Team, 12 2B
- Started at 1b in game 1 of DH at Utah Tech last Saturday

#23 MAX HARTMAN - OF, SO.

| Season | HITS | Career |
|---------------------------------------|---------------------------------------|---------------------------------------|
| 2 (2x), Last - at Utah Tech (2/18/24) | 2 (3x), Last - at Utah Tech (2/18/24) | |
| | 2B | |
| | 3B | |
| | HR | 1, at Gonzaga (3/21/23) |
| 1 (4x), Last - at Utah Tech (2/18/24) | RUNS | 1 (6x), Last - at Utah Tech (2/18/24) |
| 1, at Utah Tech (2/16/24) | RBI | 1 (2x), Last - at Utah Tech (2/16/24) |
| 2, at Utah Tech GM 2 (2/17/24) | SB | Same |

CAREER TOTALS

| YEAR | AVG | GP | GS | AB | R | H | 2B | 3B | HR | RBI | BB | SO | SBATT |
|--------|------|----|----|----|---|---|----|----|----|-----|----|----|-------|
| 2023 | .167 | 9 | 3 | 12 | 2 | 2 | 0 | 0 | 1 | 1 | 2 | 6 | 0 |
| 2024 | .316 | 4 | 4 | 19 | 4 | 6 | 0 | 0 | 0 | 1 | 0 | 0 | 2 |
| TOTALS | .258 | 13 | 7 | 31 | 6 | 8 | 0 | 0 | 1 | 2 | 2 | 6 | 2 |

NOTES

- Played for the Okotoks Dawgs Academy in Canada
- as a SENIOR, was selected to play for Team Canada's Junior National U-18 Team at the 2022 World Baseball Confederation Baseball World Cup in Florida...rated the top outfield prospect in Alberta by Perfect Game
- Hit leadoff all 4 games at Utah Tech, hit safely and scored a run in each game

#24 JACK WEISE - INF, JR.

| Season | HITS | Career |
|--------|------|--------|
| | 2B | |
| | 3B | |
| | HR | |
| | RUNS | |
| | RBI | |
| | SB | |

CAREER TOTALS

| YEAR | AVG | GP | GS | AB | R | H | 2B | 3B | HR | RBI | BB | SO | SBATT |
|------|------|----|----|----|---|---|----|----|----|-----|----|----|-------|
| 2024 | .000 | 1 | 0 | 0 | 0 | 0 | 0 | 0 | 0 | 0 | 0 | 0 | 0 |

NOTES

- PRONOUNCED WISE
- Played last 2 seasons at Sierra College in California, 2x All-League
- Came off bench to play 3rd base in 9th inning of Sunday win at Utah Tech



#25 CASEN TAGGART - OF, JR.

| Season | | Career |
|---------------------------------------|------|--------|
| 3, at Utah Tech (2/16/24) | HITS | Same |
| | 2B | |
| | 3B | |
| 1 (2x), Last - at Utah Tech (2/18/24) | HR | Same |
| 3, at Utah Tech (2/16/24) | RUNS | Same |
| 3, at Utah Tech (2/16/24) | RBI | Same |
| | SB | |

CAREER TOTALS

| YEAR | AVG | GP | GS | AB | R | H | 2B | 3B | HR | RBI | BB | SO | SBATT |
|------|------|----|----|----|---|---|----|----|----|-----|----|----|-------|
| 2024 | .500 | 4 | 2 | 12 | 4 | 6 | 0 | 0 | 2 | 5 | 1 | 1 | 0 0 |

NOTES

- PRONOUNCED KAY-SEN
- Played last 2 seasons at Centralia College in Washington, 2023 All-America 3rd Team, 11 2B, 8 HR, 9 SB
- In season opening win at Utah Tech, 3 hts, 3 RBI, 3 R, 2-run HR
- Homered in series finale at Utah Tech Sunday

#27 GRIFFIN MYERS - C, RS-SO.

| Season | | Career |
|--------|------|--------|
| | HITS | |
| | 2B | |
| | 3B | |
| | HR | |
| | RUNS | |
| | RBI | |
| | SB | |

CAREER TOTALS

| YEAR | AVG | GP | GS | AB | R | H | 2B | 3B | HR | RBI | BB | SO | SBATT |
|------|------|----|----|----|---|---|----|----|----|-----|----|----|-------|
| 2023 | .000 | 3 | 0 | 1 | 0 | 0 | 0 | 0 | 0 | 0 | 2 | 0 | 0 0 |

NOTES

- Redshirted 2022 season
- Attended Amador Valley HS in California...as a SENIOR, named All-East Bay Athletic League after hitting .429, No. 24 catcher prospect in California by Prep Baseball Repor
- all three family members graduated from WSU; mom, Nesa (1993), dad, Matt (1994) and sister, Hannah (2021)

#28 SPENCER JONES - LHP, SR.

| Season | | Career |
|---------------------------------|---------|----------------------------|
| 5.1, at Utah Tech GM1 (2/17/24) | IP | Same |
| 4, at Utah Tech GM1 (2/17/24) | K | 6, SAN FRANCISCO (3/15/23) |
| 81, at Utah Tech GM1 (2/17/24) | PITCHES | Same |

NOTES

- Pitched 3 seasons at Salt Lake CC, 2022 All-Region
- born in Kirkland, Wash....1 of 7 children

2023 GAME-BY-GAME

| DATE | OPPONENT | GS | IP | H | R | ER | BB | SO | NP | DEC |
|------|-------------------------|----|-----|---|---|----|----|----|----|-----|
| 2/18 | vs. UC Riverside | | 1.2 | 3 | 4 | 2 | 1 | 0 | 44 | - |
| 2/26 | at UC San Diego | | 1.1 | 0 | 0 | 0 | 1 | 2 | 30 | - |
| 3/3 | SOUTHERN INDIANA | | 1.2 | 1 | 1 | 1 | 2 | 3 | 33 | - |
| 3/15 | SAN FRANCISCO | * | 5.0 | 3 | 2 | 1 | 1 | 6 | 74 | ND |
| 3/18 | OREGON | | 0.1 | 2 | 2 | 1 | 2 | 1 | 26 | - |
| 3/21 | at Gonzaga | | 2.1 | 3 | 2 | 2 | 0 | 2 | 33 | - |
| 3/25 | at USC | | 1.0 | 2 | 1 | 1 | 0 | 0 | 19 | - |
| 3/29 | LINFIELD | * | 2.0 | 1 | 0 | 0 | 0 | 2 | 25 | W |
| 4/3 | BYU | * | 2.0 | 2 | 1 | 1 | 1 | 1 | 36 | ND |
| 4/7 | at No. 16 Arizona State | | 1.0 | 0 | 0 | 0 | 0 | 2 | 13 | - |
| 4/12 | at Seattle U | * | 3.0 | 3 | 1 | 1 | 1 | 4 | 51 | ND |
| 4/15 | ARIZONA | | 2.1 | 2 | 2 | 2 | 0 | 2 | 34 | - |
| 4/18 | at Gonzaga | * | 3.0 | 3 | 1 | 1 | 0 | 2 | 45 | ND |
| 4/23 | SANTA CLARA | * | 3.0 | 4 | 1 | 1 | 1 | 4 | 48 | ND |
| 4/29 | at Utah | | 1.0 | 4 | 3 | 3 | 1 | 1 | 28 | - |
| 5/2 | GONZAGA | * | 3.0 | 5 | 2 | 2 | 1 | 2 | 56 | ND |
| 5/19 | No. 3 STANFORD | | 2.0 | 3 | 1 | 1 | 0 | 1 | 28 | - |

2024 GAME-BY-GAME

| DATE | OPPONENT | GS | IP | H | R | ER | BB | SO | NP | DEC |
|------|------------------|----|-----|---|---|----|----|----|----|-----|
| 2/17 | at Utah Tech - 2 | * | 5.1 | 5 | 5 | 4 | 2 | 4 | 81 | L |

CAREER TOTALS

| YEAR | ERA | W | L | APP | GS | CG | SV | IP | H | R | ER | BB | SO |
|--------|------|---|---|-----|----|----|----|------|----|----|----|----|----|
| 2023 | 5.05 | 1 | 0 | 17 | 7 | 0 | 0 | 35.2 | 41 | 24 | 20 | 12 | 35 |
| 2024 | 6.75 | 0 | 1 | 1 | 1 | 0 | 0 | 5.1 | 5 | 5 | 4 | 2 | 4 |
| TOTALS | 5.27 | 1 | 1 | 18 | 8 | 0 | 0 | 41.0 | 46 | 29 | 24 | 14 | 39 |

#30 WILL CRESSWELL - C, JR.

| Season | | Career |
|--------------------------------|------|--|
| 1, at Utah Tech GM 1 (2/17/24) | HITS | 2 (5x), Last - at California (5/13/23) |
| | 2B | 1 (5x), Last - at California (5/14/23) |
| | 3B | 1, ARIZONA (4/16/23) |
| | HR | 1 (5x), Last - at California (5/12/23) |
| 1, at Utah Tech GM 1 (2/17/24) | RUNS | 2, OREGON (3/17/23) |
| | RBI | 2 (3x), Last - at California (5/12/23) |
| | SB | 1, at Gonzaga (4/18/23) |

CAREER TOTALS

| YEAR | AVG | GP | GS | AB | R | H | 2B | 3B | HR | RBI | BB | SO | SBATT |
|-------|------|----|----|-----|----|----|----|----|----|-----|----|----|-------|
| 2022 | .132 | 26 | 21 | 53 | 8 | 7 | 0 | 0 | 7 | 11 | 15 | 0 | 0 |
| 2023 | .194 | 33 | 29 | 103 | 18 | 20 | 5 | 1 | 5 | 11 | 13 | 32 | 1 1 |
| 2024 | .143 | 2 | 2 | 7 | 1 | 1 | 0 | 0 | 0 | 1 | 3 | 0 | 0 |
| TOTAL | .172 | 61 | 52 | 163 | 27 | 28 | 5 | 1 | 5 | 18 | 25 | 50 | 1 1 |

2023 NOTES

- Hit go-ahead solo HR to LC to lead off 9th inning in 3-2 win at UC San Diego 2/26
- Had 2 hits, scored twice, hit 2-run HR to LF in win over Oregon 3/17
- Had RBI-double in win over No. 12 UCLA 3/31, hit solo homer in 4/2 win over UCLA
- Started and hit safely in all 3 games at Cal
- Hit 2-run HR to RF in 5/12 win at Cal, doubled and scored final 2 games
- 11 of his 20 hits were extra-base hits, 5 2B, 1 3B, 5 HR



#31 KEVIN HAYNES - RHP, SR.

| Season | Career |
|-----------------------------|--|
| 3.0, at Utah Tech (2/18/24) | IP 4.0 (3x), Last - CAL BAPTIST (5/1/22) |
| 1, at Utah Tech (2/18/24) | K 5, CAL BAPTIST (5/1/22) |
| 63, at Utah Tech (2/18/24) | PITCHES 80, CENTRAL MICHIGAN (3/11/23) |

NOTES

- Played previous 3 seasons at Sacramento State
- Older sisters, Maddi and Lexi...Lexi was a four-year member of the rowing team at Sacramento State (2015-18) and Maddie played volleyball for California (2016-19) and now plays professionally in Switzerland.

2024 GAME-BY-GAME

| DATE | OPPONENT | GS | IP | H | R | ER | BB | SO | NP | DEC |
|------|--------------|----|-----|---|---|----|----|----|----|-----|
| 2/18 | at Utah Tech | | 3.0 | 2 | 0 | 0 | 2 | 1 | 63 | - |

CAREER TOTALS

| YEAR | ERA | W | L | APP | GS | CG | SV | IP | H | R | ER | BB | SO |
|------------|------|---|---|-----|----|----|----|-------|-----|----|----|----|----|
| 2021 (SAD) | 5.52 | 1 | 3 | 17 | 4 | 0 | 0 | 29.1 | 33 | 23 | 18 | 13 | 20 |
| 2022 (SAD) | 4.02 | 5 | 0 | 30 | 2 | 0 | 2 | 47.0 | 45 | 23 | 21 | 25 | 40 |
| 2023 (SAD) | 8.21 | 0 | 1 | 21 | 5 | 0 | 0 | 34.0 | 40 | 37 | 31 | 21 | 29 |
| 2024 (WSU) | 0.00 | 0 | 0 | 1 | 0 | 0 | 0 | 3.0 | 2 | 0 | 0 | 2 | 1 |
| TOTAL | 5.56 | 6 | 4 | 69 | 11 | 0 | 2 | 113.1 | 120 | 83 | 70 | 61 | 90 |

#32 COLE CRAMER - INF, JR.

| Season | Career |
|---|-----------|
| 3, at Utah Tech (2/16/24) | HITS Same |
| 1 (3x), Last - at Utah Tech GM2 (2/17/24) | 2B Same |
| 1, at Utah Tech (2/16/24) | 3B Same |
| 1, at Utah Tech (2/16/24) | HR Same |
| 2, at Utah Tech (2/16/24) | RUNS Same |
| 5, at Utah Tech (2/16/24) | RBI Same |
| | SB |

CAREER TOTALS

| YEAR | AVG | GP | GS | AB | R | H | 2B | 3B | HR | RBI | BB | SO | SBATT |
|------|------|----|----|----|---|---|----|----|----|-----|----|----|-------|
| 2024 | .294 | 4 | 4 | 17 | 3 | 5 | 3 | 1 | 1 | 6 | 1 | 2 | 0 |

NOTES

- Played last 2 seasons at Linn-Benton CC in Oregon, 2023 All-NWAC 2nd team
- Nearly hit for cycle in season-opener at Utah Tech, 2B, 3B, HR, 5 RBI
- Doubled in first three games of Utah Tech series

#35 KADEN WICKERSHAM - RHP, JR.

| Season | Career |
|---------------------------------|--------------|
| 1.1, at Utah Tech GM2 (2/17/24) | IP Same |
| | K |
| 16, at Utah Tech GM2 (2/17/24) | PITCHES Same |

NOTES

- Pitched last 2 seasons at Hutchinson CC in Kansas, in 2023, 33 K, 17 IP, 9 APP

2024 GAME-BY-GAME

| DATE | OPPONENT | GS | IP | H | R | ER | BB | SO | NP | DEC |
|------|------------------|----|-----|---|---|----|----|----|----|-----|
| 2/17 | at Utah Tech - 2 | | 1.1 | 0 | 1 | 1 | 0 | 0 | 16 | - |

CAREER TOTALS

| YEAR | ERA | W | L | APP | GS | CG | SV | IP | H | R | ER | BB | SO |
|------|------|---|---|-----|----|----|----|-----|---|---|----|----|----|
| 2024 | 6.75 | 0 | 0 | 1 | 0 | 0 | 0 | 1.1 | 0 | 1 | 1 | 0 | 0 |

#36 LIAM MILLER - LHP, SO.

| Season | Career |
|---------------------------------|--|
| 0.2, at Utah Tech GM1 (2/17/24) | IP 1.0 (3x), Last - LINFIELD (3/29/23) |
| 1, at Utah Tech GM1 (2/17/24) | K 2, LINFIELD (3/29/23) |
| 23, at Utah Tech GM1 (2/17/24) | PITCHES Same |

NOTES

- 3-year letterwinner in basketball, named All-Bay League first-team honors, averaged 11.8 ppg and 10.1 rpg as a senior
- dad, Chris played football at Menlo College
- grandfather, Larry Miller played basketball at Rice (1965-68)

2023 GAME-BY-GAME

| DATE | OPPONENT | GS | IP | H | R | ER | BB | SO | NP | DEC |
|------|------------|----|-----|---|---|----|----|----|----|-----|
| 3/21 | at Gonzaga | | 1.0 | 2 | 1 | 1 | 0 | 1 | 17 | - |
| 3/24 | at USC | | 1.0 | 1 | 1 | 1 | 0 | 1 | 12 | - |
| 3/29 | LINFIELD | | 1.0 | 0 | 0 | 0 | 0 | 2 | 19 | - |

2024 GAME-BY-GAME

| DATE | OPPONENT | GS | IP | H | R | ER | BB | SO | NP | DEC |
|------|------------------|----|-----|---|---|----|----|----|----|-----|
| 2/17 | at Utah Tech - 1 | | 0.2 | 6 | 6 | 6 | 0 | 1 | 23 | - |

CAREER TOTALS

| YEAR | ERA | W | L | APP | GS | CG | SV | IP | H | R | ER | BB | SO |
|--------|-------|---|---|-----|----|----|----|-----|---|---|----|----|----|
| 2023 | 6.00 | 0 | 0 | 3 | 0 | 0 | 0 | 3.0 | 3 | 2 | 2 | 0 | 4 |
| 2024 | 81.00 | 0 | 0 | 1 | 0 | 0 | 0 | 0.2 | 6 | 6 | 6 | 0 | 1 |
| TOTALS | | 0 | 0 | 4 | 0 | 0 | 0 | 3.2 | 9 | 8 | 8 | 0 | 5 |

#37 NATE SWARTS - OF, SR.

| Season | Career |
|---------------------------------------|--|
| 3, at Utah Tech GM1 (2/17/24) | HITS 3 (3x), Last - at Utah Tech GM1 (2/17/24) |
| 1, at Utah Tech (2/18/24) | 2B 2, WASHINGTON (5/27/21) |
| | 3B 1 (4x), Last - at Gonzaga (3/21/23) |
| 1 (2x), Last - at Utah Tech (2/18/24) | HR 2, BUSHNELL (3/16/22) |
| 1 (2x), Last - at Utah Tech (2/18/24) | RUNS 2 (4x), Last - vs. Villanova (2/18/23) |
| 2 (2x), Last - at Utah Tech (2/18/24) | RBI 5, BUSHNELL (3/16/22) |
| | SB 2, UTAH VALLEY (5/6/22) |

CAREER TOTALS

| YEAR | AVG | GP | GS | AB | R | H | 2B | 3B | HR | RBI | BB | SO | SBATT |
|-------|------|----|----|-----|----|----|----|----|----|-----|----|----|-------|
| 2020 | .133 | 9 | 6 | 15 | 1 | 2 | 0 | 0 | 0 | 0 | 0 | 3 | 1 |
| 2021 | .373 | 29 | 9 | 51 | 10 | 19 | 8 | 0 | 1 | 16 | 3 | 12 | 0 |
| 2022 | .273 | 31 | 16 | 66 | 12 | 18 | 2 | 2 | 4 | 16 | 5 | 20 | 4 |
| 2023 | .184 | 21 | 11 | 49 | 8 | 9 | 1 | 2 | 3 | 7 | 2 | 20 | 0 |
| 2024 | .429 | 3 | 3 | 14 | 2 | 6 | 1 | 0 | 2 | 4 | 0 | 3 | 0 |
| TOTAL | .277 | 93 | 45 | 195 | 33 | 54 | 12 | 4 | 10 | 43 | 10 | 58 | 5 |

NOTES

- Hit 462-foot solo homer to LC at Utah last season
- Had 3 hits and homered in game 1 of DH at Utah Tech last Saturday
- Doubled and homered in series finale Sunday at Utah Tech



#38 JACOB GABLER - RHP, SO.

| Season | IP | Career |
|---------------------------------|------------------------------|-----------------------------|
| 0.1, at Utah Tech GM1 (2/17/24) | 1.0, vs. Villanova (2/18/23) | |
| | K | 2, vs. Villanova (2/18/23) |
| 3, at Utah Tech GM1 (2/17/24) | PITCHES | 17, vs. Villanova (2/18/23) |

NOTES

- 2022 No. 2 RHP in Washington by Prep Baseball Report
- older brother, Griffin played was a goalkeeper (2015-18) at Saint Martins University in Oregon
- threw 3 pitches to record final out for 1st career save in game 1 of DH Saturday

2023 GAME-BY-GAME

| DATE | OPPONENT | GS | IP | H | R | ER | BB | SO | NP | DEC |
|------|---------------|----|-----|---|---|----|----|----|----|-----|
| 2/18 | vs. Villanova | | 1.0 | 0 | 0 | 0 | 1 | 2 | 17 | - |
| 4/23 | SANTA CLARA | | 0.1 | 1 | 2 | 2 | 1 | 1 | 13 | L |

2024 GAME-BY-GAME

| DATE | OPPONENT | GS | IP | H | R | ER | BB | SO | NP | DEC |
|------|------------------|----|-----|---|---|----|----|----|----|-----|
| 2/17 | at Utah Tech - 1 | | 0.1 | 0 | 0 | 0 | 0 | 0 | 3 | SV |

CAREER TOTALS

| YEAR | ERA | W | L | APP | GS | CG | SV | IP | H | R | ER | BB | SO |
|--------|-------|---|---|-----|----|----|----|-----|---|---|----|----|----|
| 2023 | 13.50 | 0 | 1 | 2 | 0 | 0 | 0 | 1.1 | 1 | 2 | 2 | 2 | 3 |
| 2024 | 0.00 | 0 | 0 | 1 | 0 | 0 | 1 | 0.1 | 0 | 0 | 0 | 0 | 0 |
| TOTALS | 10.80 | 0 | 1 | 3 | 0 | 0 | 1 | 1.2 | 1 | 2 | 2 | 2 | 3 |

#39 DYLAN SKOLFIELD - LHP, FR.

| Season | IP | Career |
|--------|---------|--------|
| | K | |
| | PITCHES | |

NOTES

- No. 12 RHP in Washington by Baseball Northwest, All-State, won 4A State Title

2024 GAME-BY-GAME

| DATE | OPPONENT | GS | IP | H | R | ER | BB | SO | NP | DEC |
|------|----------|----|----|---|---|----|----|----|----|-----|
|------|----------|----|----|---|---|----|----|----|----|-----|

CAREER TOTALS

| YEAR | ERA | W | L | APP | GS | CG | SV | IP | H | R | ER | BB | SO |
|------|-----|---|---|-----|----|----|----|----|---|---|----|----|----|
| 2024 | | | | | | | | | | | | | |

#40 GIORDANO MEZZOMO - LHP, RS-SO.

| Season | IP | Career |
|--------|---------|--------|
| | K | |
| | PITCHES | |

NOTES

- Played 2-22 at Cloud County Community College in Kansas...appeared in 19 games, seven as a starter...went 4-5 with 61 strikeouts, 15 walks, 40 hits and 6.32 ERA in 37 innings
- Redshirted last season with arm injury

2024 GAME-BY-GAME

| DATE | OPPONENT | GS | IP | H | R | ER | BB | SO | NP | DEC |
|------|----------|----|----|---|---|----|----|----|----|-----|
|------|----------|----|----|---|---|----|----|----|----|-----|

CAREER TOTALS

| YEAR | ERA | W | L | APP | GS | CG | SV | IP | H | R | ER | BB | SO |
|------|-----|---|---|-----|----|----|----|----|---|---|----|----|----|
| 2024 | | | | | | | | | | | | | |

#41 CHASE GRILLO - RHP, RS-SR.

| Season | IP | Career |
|---------------------------------|------------------------|--|
| 1.1, at Utah Tech GM2 (2/17/24) | 2.2, at UCLA (5/15/22) | |
| 2, at Utah Tech GM2 (2/17/24) | K | 4 (2x), Last - ARIZONA STATE (5/21/22) |
| 23, at Utah Tech GM2 (2/17/24) | PITCHES | 56, at UCLA (5/15/22) |

NOTES

- Made 2 appearances at Oregon State, earns saves in both wins
- Named to 2023 Midseason Stopper of the Year Watch List (NCBWA)
- 2023 Academic All-District Team (3.74 GPA, social science)
- Named to 2024 Stopper of the Year Watch List (NCBWA)

2024 GAME-BY-GAME

| DATE | OPPONENT | GS | IP | H | R | ER | BB | SO | NP | DEC |
|------|------------------|----|-----|---|---|----|----|----|----|-----|
| 2/17 | at Utah Tech - 2 | | 1.1 | 2 | 1 | 1 | 0 | 2 | 23 | - |
| 2/18 | at Utah Tech | | 1.0 | 0 | 0 | 0 | 0 | 1 | 7 | - |

CAREER TOTALS

| YEAR | ERA | W | L | APP | GS | CG | SV | IP | H | R | ER | BB | SO |
|-------|------|---|---|-----|----|----|----|------|----|----|----|----|----|
| 2022 | 4.55 | 2 | 3 | 30 | 0 | 0 | 3 | 31.2 | 33 | 19 | 16 | 15 | 50 |
| 2023 | 9.16 | 1 | 2 | 24 | 0 | 0 | 6 | 18.2 | 25 | 19 | 19 | 11 | 31 |
| 2024 | 3.86 | 0 | 0 | 2 | 0 | 0 | 0 | 2.1 | 2 | 1 | 1 | 0 | 3 |
| TOTAL | 6.15 | 3 | 5 | 56 | 0 | 0 | 9 | 52.2 | 60 | 39 | 36 | 26 | 84 |

#42 TY SCHWAIGER - RHP, FR.

| Season | IP | Career |
|--------|---------|--------|
| | K | |
| | PITCHES | |

NOTES

- Montana State Pitcher of the Year, two-time All-State linebacker
- dad, Jason played football at UC Davis
- older brother, Jack played football and baseball at St. Olaf University (Minn.)

2024 GAME-BY-GAME

| DATE | OPPONENT | GS | IP | H | R | ER | BB | SO | NP | DEC |
|------|----------|----|----|---|---|----|----|----|----|-----|
|------|----------|----|----|---|---|----|----|----|----|-----|

CAREER TOTALS

| YEAR | ERA | W | L | APP | GS | CG | SV | IP | H | R | ER | BB | SO |
|------|-----|---|---|-----|----|----|----|----|---|---|----|----|----|
| 2024 | | | | | | | | | | | | | |

#43 BRAIDEN BOYD - LHP, FR.

| Season | IP | Career |
|--------|---------|--------|
| | K | |
| | PITCHES | |

NOTES

- 3-time all league, No. 9 LHP in Washington by Perfect Game
- 3-time all-league in basketball, All-State as a senior, 1,000 career pts

2024 GAME-BY-GAME

| DATE | OPPONENT | GS | IP | H | R | ER | BB | SO | NP | DEC |
|------|----------|----|----|---|---|----|----|----|----|-----|
|------|----------|----|----|---|---|----|----|----|----|-----|

CAREER TOTALS

| YEAR | ERA | W | L | APP | GS | CG | SV | IP | H | R | ER | BB | SO |
|------|-----|---|---|-----|----|----|----|----|---|---|----|----|----|
| 2024 | | | | | | | | | | | | | |



#44 GRANT TAYLOR - RHP, SR.

| Season | IP | 9.0, ARIZONA STATE (5/19/22) | Career |
|-----------------------------|---------|------------------------------|--------|
| 5.0, at Utah Tech (2/16/24) | IP | 9.0, ARIZONA STATE (5/19/22) | |
| 3, at Utah Tech (2/16/24) | K | 9, OREGON (3/19/23) | |
| 89, at Utah Tech (2/16/24) | PITCHES | 133, ARIZONA STATE (5/19/22) | |

NOTES

- Played 2022 summer ball in the Cape Cod League
- Earned win over Texas A&M at 2022 Frisco Classic, 5 IP, 7 K, 2 ER, 4 H

2020 GAME-BY-GAME

| DATE | OPPONENT | GS | IP | H | R | ER | BB | SO | NP | DEC |
|------|--------------------|----|-----|---|---|----|----|----|----|-----|
| 2/16 | at CSU Bakersfield | | 0.1 | 0 | 0 | 0 | 0 | 1 | 7 | - |
| 3/5 | NIAGARA | | 1.0 | 1 | 0 | 0 | 0 | 1 | 22 | - |
| 3/10 | GONZAGA | | 2.0 | 1 | 0 | 0 | 0 | 1 | 21 | - |

2021 GAME-BY-GAME

| DATE | OPPONENT | GS | IP | H | R | ER | BB | SO | NP | DEC |
|------|----------------|----|-----|---|---|----|----|----|----|-----|
| 3/23 | at UNLV | * | 1.1 | 3 | 3 | 3 | 3 | 3 | 52 | ND |
| 4/13 | GONZAGA | | 0.1 | 0 | 0 | 0 | 0 | 1 | 5 | - |
| 4/16 | No. 13 ARIZONA | | 1.0 | 1 | 0 | 0 | 1 | 0 | 18 | - |
| 4/23 | at California | | 0.1 | 0 | 0 | 0 | 0 | 1 | 6 | - |
| 4/25 | at California | | 2.1 | 0 | 0 | 0 | 0 | 3 | 29 | SV |
| 5/2 | No. 8 OREGON | | 4.0 | 3 | 2 | 1 | 2 | 5 | 56 | W |
| 5/5 | SEATTLE U | | 1.1 | 2 | 1 | 1 | 2 | 2 | 38 | - |
| 5/8 | No. 16 UCLA | | 1.2 | 1 | 0 | 0 | 2 | 2 | 38 | - |
| 5/11 | PORTLAND | | 3.2 | 6 | 2 | 2 | 1 | 0 | 61 | - |
| 5/16 | at USC | * | 5.0 | 5 | 2 | 1 | 0 | 3 | 67 | W |
| 5/29 | WASHINGTON | * | 5.2 | 4 | 1 | 1 | 2 | 4 | 79 | W |

2022 GAME-BY-GAME

| DATE | OPPONENT | GS | IP | H | R | ER | BB | SO | NP | DEC |
|------|--------------------|----|-----|---|---|----|----|----|-----|-----|
| 2/18 | at Hawaii | * | 1.2 | 3 | 3 | 3 | 6 | 1 | 69 | ND |
| 2/24 | vs. LIU | * | 6.0 | 3 | 0 | 0 | 1 | 5 | 104 | W |
| 3/4 | vs. Texas A&M | * | 5.0 | 4 | 2 | 2 | 0 | 7 | 97 | W |
| 3/12 | No. 4 OREGON STATE | * | 6.0 | 5 | 3 | 1 | 1 | 7 | 94 | L |
| 3/18 | at Washington | * | 5.1 | 8 | 3 | 3 | 1 | 5 | 88 | L |
| 3/25 | at No. 18 Stanford | * | 6.0 | 6 | 3 | 2 | 3 | 6 | 106 | ND |
| 4/2 | UTAH | * | 5.0 | 9 | 6 | 5 | 3 | 7 | 102 | L |
| 4/9 | at No. 9 Arizona | * | 7.0 | 8 | 5 | 0 | 1 | 6 | 112 | ND |
| 4/15 | CALIFORNIA-2 | * | 4.0 | 2 | 4 | 4 | 5 | 4 | 77 | L |
| 4/22 | at No. 10 Oregon | * | 3.0 | 7 | 4 | 4 | 1 | 3 | 70 | ND |
| 4/30 | USC | * | 7.0 | 5 | 2 | 2 | 2 | 8 | 114 | W |
| 5/7 | UTAH VALLEY | * | 5.0 | 6 | 7 | 5 | 1 | 3 | 56 | ND |
| 5/14 | at No. 15 UCLA | * | 1.1 | 7 | 8 | 6 | 1 | 1 | 36 | L |
| 5/19 | ARIZONA STATE | * | 9.0 | 2 | 0 | 0 | 2 | 7 | 133 | W |

2023 GAME-BY-GAME

| DATE | OPPONENT | GS | IP | H | R | ER | BB | SO | NP | DEC |
|------|-------------------------|----|-----|---|---|----|----|----|-----|-----|
| 2/18 | vs. Villanova | * | 2.1 | 2 | 2 | 1 | 3 | 3 | 70 | ND |
| 2/26 | at UC San Diego | * | 5.0 | 5 | 2 | 2 | 3 | 7 | 97 | ND |
| 3/5 | SOUTHERN INDIANA | * | 5.1 | 1 | 0 | 0 | 3 | 7 | 86 | W |
| 3/12 | at No. 15 Oregon State | * | 4.0 | 1 | 1 | 1 | 5 | 3 | 75 | ND |
| 3/19 | OREGON | * | 5.0 | 8 | 6 | 6 | 1 | 9 | 103 | - |
| 3/25 | at USC | * | 4.1 | 7 | 4 | 4 | 3 | 3 | 81 | L |
| 4/2 | No. 12 UCLA | * | 6.0 | 6 | 1 | 1 | 0 | 5 | 91 | W |
| 4/8 | at No. 16 Arizona State | * | 5.0 | 5 | 3 | 3 | 1 | 0 | 65 | L |
| 4/16 | ARIZONA | * | 5.2 | 6 | 1 | 1 | 3 | 5 | 98 | ND |
| 4/22 | SANTA CLARA | * | 5.0 | 2 | 3 | 3 | 4 | 6 | 95 | W |
| 4/30 | at Utah | * | 1.0 | 4 | 7 | 7 | 4 | 1 | 51 | ND |
| 5/6 | WASHINGTON | * | 3.1 | 6 | 4 | 4 | 3 | 4 | 74 | L |
| 5/13 | at California | * | 2.0 | 6 | 5 | 4 | 1 | 0 | 38 | L |
| 5/20 | No. 3 STANFORD | | 2.0 | 2 | 3 | 3 | 3 | 2 | 44 | - |

2024 GAME-BY-GAME

| DATE | OPPONENT | GS | IP | H | R | ER | BB | SO | NP | DEC |
|------|--------------|----|-----|----|---|----|----|----|----|-----|
| 2/16 | at Utah Tech | * | 5.0 | 10 | 5 | 5 | 3 | 3 | 89 | W |

CAREER TOTALS

| YEAR | ERA | W | L | APP | GS | CG | SV | IP | H | R | ER | BB | SO |
|-------|------|----|---|-----|----|----|----|-------|-----|-----|----|----|-----|
| 2020 | 0.00 | 0 | 0 | 3 | 0 | 0 | 0 | 3.1 | 2 | 0 | 0 | 0 | 3 |
| 2021 | 3.04 | 3 | 0 | 11 | 3 | 0 | 1 | 26.2 | 25 | 11 | 9 | 13 | 24 |
| 2022 | 4.67 | 4 | 5 | 14 | 14 | 1 | 0 | 71.1 | 75 | 50 | 37 | 28 | 71 |
| 2023 | 6.43 | 3 | 4 | 14 | 13 | 0 | 0 | 56.0 | 61 | 42 | 40 | 37 | 55 |
| 2024 | 9.00 | 1 | 0 | 1 | 1 | 0 | 0 | 5.0 | 10 | 5 | 5 | 3 | 3 |
| TOTAL | 5.05 | 11 | 9 | 43 | 31 | 1 | 1 | 162.1 | 173 | 108 | 91 | 81 | 156 |

#45 RYAN ORR - RHP, SO.

| Season | IP | 2.1, vs. UNLV (2/27/23) | Career |
|---------------------------------|---------|--------------------------------|--------|
| 2.0, at Utah Tech GM1 (2/17/24) | IP | 2.1, vs. UNLV (2/27/23) | |
| 2, at Utah Tech GM1 (2/17/24) | K | 3, vs. UC Riverside (2/18/23) | |
| 41, at Utah Tech GM1 (2/17/24) | PITCHES | 43, vs. UC Riverside (2/18/23) | |

NOTES

- Attended Tumwater High School in Washington
- In 2022, All-State Team, won 2A State Championship...went 8-1 with 93 strikeouts and a 0.86 ERA...had 17-strikeout game in WIAA regional playoffs against Shadle Park...had the game-winning hit in the 2A state championship game
- Earned 1st career win with 2.1 scoreless innings against UNLV in San Diego

2023 GAME-BY-GAME

| DATE | OPPONENT | GS | IP | H | R | ER | BB | SO | NP | DEC |
|------|------------------|----|-----|---|---|----|----|----|----|-----|
| 2/18 | vs. UC Riverside | | 2.0 | 1 | 0 | 0 | 2 | 3 | 43 | - |
| 2/27 | vs. UNLV | | 2.1 | 1 | 0 | 0 | 0 | 1 | 35 | W |
| 3/4 | SOUTHERN INDIANA | | 1.0 | 0 | 0 | 0 | 0 | 1 | 8 | - |
| 3/5 | SOUTHERN INDIANA | | 1.0 | 0 | 0 | 0 | 0 | 0 | 10 | - |
| 3/15 | SAN FRANCISCO | | 1.0 | 1 | 0 | 0 | 1 | 0 | 20 | - |
| 3/18 | OREGON | | 2.0 | 1 | 2 | 2 | 2 | 1 | 25 | L |
| 3/24 | at USC | | 1.0 | 1 | 1 | 1 | 0 | 0 | 13 | - |
| 3/29 | LINFIELD | | 1.0 | 2 | 0 | 0 | 0 | 1 | 21 | - |
| 4/12 | at Seattle U | | 1.0 | 2 | 1 | 1 | 2 | 1 | 26 | - |
| 4/26 | at Utah Valley | | 1.0 | 2 | 0 | 0 | 0 | 0 | 20 | - |
| 4/30 | at Utah | | 1.0 | 3 | 2 | 2 | 0 | 0 | 20 | L |

2024 GAME-BY-GAME

| DATE | OPPONENT | GS | IP | H | R | ER | BB | SO | NP | DEC |
|------|------------------|----|-----|---|---|----|----|----|----|-----|
| 2/17 | at Utah Tech - 1 | | 2.0 | 0 | 0 | 0 | 3 | 2 | 41 | - |

CAREER TOTALS

| YEAR | ERA | W | L | APP | GS | CG | SV | IP | H | R | ER | BB | SO |
|--------|------|---|---|-----|----|----|----|------|----|---|----|----|----|
| 2023 | 3.77 | 1 | 2 | 11 | 0 | 0 | 0 | 14.1 | 14 | 6 | 6 | 7 | 8 |
| 2024 | 0.00 | 0 | 0 | 1 | 0 | 0 | 0 | 2.0 | 0 | 0 | 0 | 3 | 2 |
| TOTALS | 3.31 | 1 | 2 | 12 | 0 | 0 | 0 | 16.1 | 14 | 6 | 6 | 10 | 10 |

#46 CARSON JUDD - LHP, RS-JR.

| Season | IP | Career |
|--------|---------|--------|
| | IP | |
| | K | |
| | PITCHES | |

NOTES

- Pitched last 3 seasons at Yakima Valley CC, All-NWAC 1st Team

2024 GAME-BY-GAME

| DATE | OPPONENT | GS | IP | H | R | ER | BB | SO | NP | DEC |
|------|----------|----|----|---|---|----|----|----|----|-----|
|------|----------|----|----|---|---|----|----|----|----|-----|

CAREER TOTALS

| YEAR | ERA | W | L | APP | GS | CG | SV | IP | H | R | ER | BB | SO |
|------|-----|---|---|-----|----|----|----|----|---|---|----|----|----|
| 2024 | | | | | | | | | | | | | |



#49 DUKE BROTHERTON - RHP, SR. // // //

| Season | IP | Career |
|-----------------------------|---------|-----------------------------|
| 4.0, at Utah Tech (2/18/24) | IP | Same |
| 3, at Utah Tech (2/18/24) | K | 4, at Utah Valley (4/26/23) |
| 77, at Utah Tech (2/18/24) | PITCHES | Same |

NOTES

- 4th generation Coug, parents, grandparents and great grandpa are WSU grads
- Great Grandpa, Angus Clark graduated from WSU in 1927
- Earned win with 2 scoreless innings at Gonzaga, earned win at Utah Valley

2024 GAME-BY-GAME

| DATE | OPPONENT | GS | IP | H | R | ER | BB | SO | NP | DEC |
|------|--------------|----|-----|---|---|----|----|----|----|-----|
| 2/18 | at Utah Tech | * | 4.0 | 3 | 1 | 1 | 2 | 3 | 77 | W |

CAREER TOTALS

| YEAR | ERA | W | L | APP | GS | CG | SV | IP | H | R | ER | BB | SO |
|-------|-------|---|---|-----|----|----|----|------|----|----|----|----|----|
| 2021 | 15.75 | 0 | 0 | 3 | 1 | 0 | 0 | 4.0 | 6 | 7 | 7 | 8 | 6 |
| 2022 | 7.36 | 1 | 0 | 6 | 0 | 0 | 0 | 7.1 | 8 | 6 | 6 | 1 | 5 |
| 2023 | 5.82 | 2 | 0 | 10 | 1 | 0 | 0 | 17.0 | 25 | 12 | 11 | 3 | 14 |
| 2024 | 2.25 | 1 | 0 | 1 | 1 | 0 | 0 | 4.0 | 3 | 1 | 1 | 2 | 3 |
| TOTAL | 6.96 | 4 | 0 | 20 | 3 | 0 | 0 | 32.1 | 42 | 26 | 25 | 14 | 28 |

#54 RYLAN HAIDER - RHP, RS-FR. // // //

| Season | IP | Career |
|------------------------|---------|--------|
| 2.0, at Utah (2/16/24) | IP | Same |
| | K | |
| 19, at Utah (2/16/24) | PITCHES | Same |

NOTES

- Attended Olympia High School in Washington
- as a SENIOR, named 4A State Player of the Year and SPSL Player of the Year after setting school record with 10-0 record...posted 0.52 ERA with 53 strikeouts in 62 innings...led OHS to 4A State Title
- rated No. 11 overall prospect in Washington by Perfect Game
- Redshirted 2023 season

2024 GAME-BY-GAME

| DATE | OPPONENT | GS | IP | H | R | ER | BB | SO | NP | DEC |
|------|--------------|----|-----|---|---|----|----|----|----|-----|
| 2/16 | at Utah Tech | | 2.0 | 2 | 0 | 0 | 0 | 0 | 19 | - |

CAREER TOTALS

| YEAR | ERA | W | L | APP | GS | CG | SV | IP | H | R | ER | BB | SO |
|------|------|---|---|-----|----|----|----|-----|---|---|----|----|----|
| 2024 | 0.00 | 0 | 0 | 1 | 0 | 0 | 0 | 2.0 | 2 | 0 | 0 | 0 | 0 |

#55 ANDREW BAUGHN - RHP, SR. // // //

| Season | IP | Career |
|------------------------|---------|---------------------------------|
| 2.0, at Utah (2/16/24) | IP | 3.0, vs. UC Irvine (2/24/23) |
| 1, at Utah (2/16/24) | K | 3 (5x), Last - OREGON (3/17/23) |
| 36, at Utah (2/16/24) | PITCHES | 41, vs. UC Irvine (2/24/23) |

NOTES

- Played 2 seasons at College of Southern Idaho
- older brother, Matthew plays baseball at Central Oklahoma
- 32 appearances were 2nd-most in WSU season history
- Recorded 5 wins in 2023, tied for 9th-most relief wins WSU season history

2024 GAME-BY-GAME

| DATE | OPPONENT | GS | IP | H | R | ER | BB | SO | NP | DEC |
|------|--------------|----|-----|---|---|----|----|----|----|-----|
| 2/16 | at Utah Tech | | 2.0 | 2 | 1 | 1 | 2 | 1 | 36 | - |
| 2/18 | at Utah Tech | | 1.0 | 2 | 0 | 0 | 1 | 0 | 13 | - |

CAREER TOTALS

| YEAR | ERA | W | L | APP | GS | CG | SV | IP | H | R | ER | BB | SO |
|--------|------|---|---|-----|----|----|----|------|----|----|----|----|----|
| 2023 | 6.35 | 5 | 0 | 32 | 0 | 0 | 0 | 34.0 | 33 | 26 | 24 | 10 | 40 |
| 2024 | 3.00 | 0 | 0 | 2 | 0 | 0 | 0 | 3.0 | 4 | 1 | 1 | 3 | 1 |
| TOTALS | 6.08 | 5 | 0 | 34 | 0 | 0 | 0 | 37.0 | 37 | 27 | 25 | 13 | 41 |

#57 ELIAS FARLAND - RHP, SR. // // //

| Season | IP | Career |
|--------|---------|---------------------------------|
| | IP | 3.0, at Arizona State (3/26/21) |
| | K | 5, at Santa Clara (3/23/22) |
| | PITCHES | 53, vs. Villanova (2/18/23) |

2023 NOTES

- Earned 1st career win after 2.2 innings of relief against Villanova in Arizona 2/18

2024 GAME-BY-GAME

| DATE | OPPONENT | GS | IP | H | R | ER | BB | SO | NP | DEC |
|------|----------|----|----|---|---|----|----|----|----|-----|
|------|----------|----|----|---|---|----|----|----|----|-----|

CAREER TOTALS

| YEAR | ERA | W | L | APP | GS | CG | SV | IP | H | R | ER | BB | SO |
|-------|-------|---|---|-----|----|----|----|------|----|----|----|----|----|
| 2021 | 10.12 | 0 | 0 | 5 | 1 | 0 | 0 | 8.0 | 7 | 9 | 9 | 8 | 9 |
| 2022 | 7.65 | 0 | 2 | 14 | 0 | 0 | 0 | 20.0 | 23 | 17 | 17 | 6 | 20 |
| 2023 | 3.29 | 1 | 0 | 11 | 0 | 0 | 0 | 13.2 | 16 | 7 | 5 | 6 | 10 |
| TOTAL | 6.70 | 1 | 2 | 30 | 1 | 0 | 0 | 41.2 | 46 | 33 | 31 | 20 | 39 |



2023 RESULTS

| Date | Opponent | Score | Inns | Overall | Pac-12 | Pitcher of record | Attend | Time |
|----------------|----------------------|---------|------|---------|---------|---------------------|--------|------|
| @ Feb 17, 2023 | vs Villanova | w 7-0 | 9 | 1-0-0 | 0-0-0 | Hawkins, D (W 1-0) | 227 | 2:47 |
| @ Feb 18, 2023 | vs UC Riverside | w 17-4 | 9 | 2-0-0 | 0-0-0 | Kaelber, C (W 1-0) | 268 | 3:22 |
| @ Feb 18, 2023 | vs Villanova | w 22-7 | 9 | 3-0-0 | 0-0-0 | Farland, E (W 1-0) | 201 | 4:13 |
| @ Feb 19, 2023 | vs UC Riverside | w 8-6 | 9 | 4-0-0 | 0-0-0 | Baughn, A (W 1-0) | 249 | 3:09 |
| & Feb 24, 2023 | vs UC Irvine | L 3-8 | 9 | 4-1-0 | 0-0-0 | Hawkins, D (L 1-1) | 0 | 2:35 |
| & Feb 24, 2023 | at San Diego State | w 14-1 | 9 | 5-1-0 | 0-0-0 | Kaelber, C (W 2-0) | 319 | 2:55 |
| & Feb 26, 2023 | at UC San Diego | w 3-2 | 9 | 6-1-0 | 0-0-0 | Baughn, A (W 2-0) | 379 | 2:50 |
| & Feb 27, 2023 | vs UNLV | w 10-9 | 9 | 7-1-0 | 0-0-0 | Orr, R (W 1-0) | 0 | 2:46 |
| Mar 03, 2023 | SOUTHERN INDIANA | w 7-5 | 9 | 8-1-0 | 0-0-0 | Baughn, A (W 3-0) | 1126 | 3:17 |
| Mar 04, 2023 | SOUTHERN INDIANA | w 12-5 | 9 | 9-1-0 | 0-0-0 | Wilford, C (W 1-0) | 1100 | 3:15 |
| Mar 05, 2023 | SOUTHERN INDIANA | w 6-0 | 9 | 10-1-0 | 0-0-0 | Taylor, G (W 1-0) | 867 | 2:31 |
| Mar 07, 2023 | SEATTLE U | w 8-2 | 9 | 11-1-0 | 0-0-0 | Spencer, S (W 1-0) | 223 | 2:37 |
| * Mar 10, 2023 | at #15 Oregon State | L 1-5 | 9 | 11-2-0 | 0-1-0 | Hawkins, D (L 1-2) | 3360 | 2:38 |
| * Mar 11, 2023 | at #15 Oregon State | w 6-3 | 9 | 12-2-0 | 1-1-0 | Kaelber, C (W 3-0) | 3818 | 3:09 |
| * Mar 12, 2023 | at #15 Oregon State | w 3-1 | 9 | 13-2-0 | 2-1-0 | Wilford, C (W 2-0) | 3448 | 2:37 |
| Mar 15, 2023 | SAN FRANCISCO | L 8-14 | 9 | 13-3-0 | 2-1-0 | Spencer, S (L 1-1) | 793 | 3:24 |
| * Mar 17, 2023 | OREGON | w 7-1 | 9 | 14-3-0 | 3-1-0 | Hawkins, D (W 2-2) | 1183 | 2:49 |
| * Mar 18, 2023 | OREGON | L 8-14 | 9 | 14-4-0 | 3-2-0 | Orr, R (L 1-1) | 1211 | 3:38 |
| * Mar 19, 2023 | OREGON | L 7-13 | 9 | 14-5-0 | 3-3-0 | Wilford, C (L 2-1) | 1087 | 3:21 |
| Mar 21, 2023 | at Gonzaga | L 7-12 | 9 | 14-6-0 | 3-3-0 | Spencer, S (L 1-2) | 0 | 3:30 |
| * Mar 24, 2023 | at USC | L 3-13 | 9 | 14-7-0 | 3-4-0 | Hawkins, D (L 2-3) | 323 | 2:52 |
| * Mar 25, 2023 | at USC | L 1-6 | 9 | 14-8-0 | 3-5-0 | Taylor, G (L 1-1) | 638 | 3:12 |
| * Mar 26, 2023 | at USC | L 3-6 | 9 | 14-9-0 | 3-6-0 | Kaelber, C (L 3-1) | 527 | 2:31 |
| Mar 29, 2023 | LINFIELD | w 9-1 | 9 | 15-9-0 | 3-6-0 | Jones, S (W 1-0) | 203 | 2:28 |
| * Mar 31, 2023 | #12 UCLA | w 9-5 | 9 | 16-9-0 | 4-6-0 | Hawkins, D (W 3-3) | 583 | 3:18 |
| * Apr 02, 2023 | #12 UCLA | w 5-1 | 9 | 17-9-0 | 5-6-0 | Taylor, G (W 2-1) | 1380 | 2:40 |
| Apr 03, 2023 | BYU | w 6-1 | 9 | 18-9-0 | 5-6-0 | Cottrell, M (W 1-0) | 1320 | 2:20 |
| * Apr 06, 2023 | at #16 Arizona State | L 5-6 | 9 | 18-10-0 | 5-7-0 | Grillo, C (L 0-1) | 2644 | 2:55 |
| * Apr 07, 2023 | at #16 Arizona State | L 2-6 | 9 | 18-11-0 | 5-8-0 | Kaelber, C (L 3-2) | 3187 | 3:15 |
| * Apr 08, 2023 | at #16 Arizona State | L 1-4 | 9 | 18-12-0 | 5-9-0 | Taylor, G (L 2-2) | 2879 | 2:27 |
| Apr 12, 2023 | at Seattle U | w 11-2 | 9 | 19-12-0 | 5-9-0 | Baughn, A (W 4-0) | 200 | 3:30 |
| * Apr 14, 2023 | ARIZONA | w 6-3 | 9 | 20-12-0 | 6-9-0 | Liss, C (W 1-0) | 1497 | 3:06 |
| * Apr 15, 2023 | ARIZONA | w 11-8 | 9 | 21-12-0 | 7-9-0 | Baughn, A (W 5-0) | 1638 | 3:06 |
| * Apr 16, 2023 | ARIZONA | L 8-14 | 9 | 21-13-0 | 7-10-0 | Liss, C (L 1-1) | 1176 | 3:48 |
| Apr 18, 2023 | at Gonzaga | w 4-2 | 9 | 22-13-0 | 7-10-0 | Brotherton (W 1-0) | 806 | 3:06 |
| Apr 21, 2023 | SANTA CLARA | w 5-4 | 9 | 23-13-0 | 7-10-0 | Grillo, C (W 1-1) | 946 | 2:39 |
| Apr 22, 2023 | SANTA CLARA | w 8-3 | 9 | 24-13-0 | 7-10-0 | Taylor, G (W 3-2) | 1430 | 2:31 |
| Apr 23, 2023 | SANTA CLARA | L 3-8 | 9 | 24-14-0 | 7-10-0 | Gabler, J (L 0-1) | 1099 | 3:02 |
| Apr 26, 2023 | at Utah Valley | w 16-5 | 8 | 25-14-0 | 7-10-0 | Brotherton (W 2-0) | 817 | 2:45 |
| * Apr 28, 2023 | at Utah | L 3-6 | 9 | 25-15-0 | 7-11-0 | Wilford, C (L 2-2) | 1705 | 3:06 |
| * Apr 29, 2023 | at Utah | L 10-12 | 9 | 25-16-0 | 7-12-0 | Grillo, C (L 1-2) | 1749 | 3:40 |
| * Apr 30, 2023 | at Utah | L 11-12 | 9 | 25-17-0 | 7-13-0 | Orr, R (L 1-2) | 1876 | 4:16 |
| May 02, 2023 | GONZAGA | w 9-6 | 9 | 26-17-0 | 7-13-0 | Kaelber, C (W 4-2) | 1153 | 3:03 |
| * May 05, 2023 | WASHINGTON | w 2-1 | 9 | 27-17-0 | 8-13-0 | Hawkins, D (W 4-3) | 1441 | 2:34 |
| * May 06, 2023 | WASHINGTON | L 2-6 | 9 | 27-18-0 | 8-14-0 | Taylor, G (L 3-3) | 1250 | 2:47 |
| * May 07, 2023 | WASHINGTON | L 2-8 | 9 | 27-19-0 | 8-15-0 | Kaelber, C (L 4-3) | 1463 | 2:56 |
| * May 12, 2023 | at California | w 9-5 | 9 | 28-19-0 | 9-15-0 | Hawkins, D (W 5-3) | 811 | 2:52 |
| * May 13, 2023 | at California | L 10-16 | 9 | 28-20-0 | 9-16-0 | Taylor, G (L 3-4) | 582 | 3:16 |
| * May 14, 2023 | at California | w 7-1 | 9 | 29-20-0 | 10-16-0 | Spencer, S (W 2-0) | 699 | 2:31 |
| * May 18, 2023 | #3 STANFORD | L 6-7 | (10) | 29-21-0 | 10-17-0 | Kaelber, C (L 4-4) | 1183 | 3:49 |
| * May 19, 2023 | #3 STANFORD | L 4-7 | 9 | 29-22-0 | 10-18-0 | Spencer, S (L 2-3) | 1078 | 3:12 |
| * May 20, 2023 | #3 STANFORD | L 5-15 | 9 | 29-23-0 | 10-19-0 | Kaelber, C (L 4-5) | 1365 | 3:35 |

@ Peoria Sports Complex (Peoria, Ariz.)

& Tony Gwynn Legacy (San Diego)

* Pac-12 Conference game

() extra inning game



2024 COUGAR BASEBALL

2023 OVERALL STATS

Record: 29-23 Home: 15-10 Away: 9-12 Neutral: 5-1 Pac-12: 10-19

| Player | avg | gp-gs | ab | r | h | 2b | 3b | hr | rbi | tb | slg% | bb | hp | so | gdp | ob% | sf | sh | sb-att | po | a | e | fld% | |
|-----------------------|------|-------|------|-----|-----|-----|----|----|-----|-----|------|-----|----|-----|-----|------|----|----|--------|------|-----|----|-------|--|
| 25 Brown, Sam | .374 | 52-52 | 187 | 38 | 70 | 19 | 2 | 11 | 58 | 126 | .674 | 27 | 19 | 33 | 3 | .481 | 8 | 0 | 5-6 | 260 | 12 | 1 | .996 | |
| 11 Advincula, Jonah | .350 | 51-51 | 200 | 53 | 70 | 20 | 4 | 5 | 33 | 113 | .565 | 28 | 12 | 19 | 3 | .455 | 2 | 2 | 24-26 | 122 | 2 | 2 | .984 | |
| 19 McKeon, Jacob | .341 | 52-52 | 205 | 52 | 70 | 18 | 1 | 8 | 47 | 114 | .556 | 32 | 8 | 51 | 4 | .444 | 3 | 1 | 6-6 | 138 | 14 | 1 | .993 | |
| 8 Hainline, Elijah | .337 | 51-51 | 187 | 48 | 63 | 12 | 2 | 12 | 39 | 115 | .615 | 28 | 5 | 47 | 6 | .430 | 3 | 2 | 10-14 | 72 | 131 | 10 | .953 | |
| 7 Magee, Cam | .297 | 51-48 | 185 | 31 | 55 | 9 | 0 | 3 | 36 | 73 | .395 | 17 | 12 | 22 | 4 | .387 | 3 | 3 | 3-5 | 24 | 71 | 6 | .941 | |
| 1 Russell, Kyle | .284 | 44-43 | 162 | 31 | 46 | 9 | 0 | 1 | 26 | 58 | .358 | 16 | 7 | 46 | 0 | .371 | 1 | 5 | 9-12 | 45 | 104 | 5 | .968 | |
| ----- | | | | | | | | | | | | | | | | | | | | | | | | |
| 29 Harvey, Jake | .291 | 36-35 | 117 | 30 | 34 | 8 | 0 | 2 | 23 | 48 | .410 | 16 | 5 | 35 | 1 | .396 | 1 | 7 | 6-7 | 42 | 14 | 4 | .933 | |
| 12 Morrow, Jacob | .259 | 28-23 | 81 | 15 | 21 | 4 | 0 | 1 | 17 | 28 | .346 | 5 | 7 | 27 | 2 | .340 | 4 | 1 | 0-0 | 222 | 21 | 1 | .996 | |
| 4 Matthews, Bryce | .250 | 41-31 | 112 | 14 | 28 | 7 | 1 | 1 | 13 | 40 | .357 | 16 | 2 | 31 | 3 | .346 | 3 | 3 | 4-5 | 44 | 0 | 0 | 1.000 | |
| 26 Ponce, Brandham | .222 | 13-6 | 27 | 4 | 6 | 1 | 0 | 0 | 7 | 7 | .259 | 1 | 3 | 8 | 2 | .323 | 0 | 1 | 0-0 | 9 | 9 | 0 | 1.000 | |
| 30 Cresswell, Will | .194 | 33-29 | 103 | 18 | 20 | 5 | 1 | 5 | 11 | 42 | .408 | 13 | 4 | 32 | 1 | .308 | 0 | 2 | 1-1 | 272 | 30 | 4 | .987 | |
| 37 Swarts, Nate | .184 | 21-11 | 49 | 8 | 9 | 1 | 2 | 3 | 7 | 23 | .469 | 2 | 3 | 20 | 0 | .259 | 0 | 1 | 0-0 | 18 | 0 | 1 | .947 | |
| 23 Hartman, Max | .167 | 9-3 | 12 | 2 | 2 | 0 | 0 | 1 | 1 | 5 | .417 | 2 | 1 | 6 | 0 | .333 | 0 | 0 | 0-1 | 6 | 0 | 0 | 1.000 | |
| 6 Fuchs, Greg | .157 | 32-23 | 83 | 13 | 13 | 6 | 0 | 1 | 13 | 22 | .265 | 18 | 2 | 28 | 2 | .314 | 2 | 4 | 2-2 | 49 | 1 | 1 | .980 | |
| 5 Shibley, Alan | .156 | 9-8 | 32 | 2 | 5 | 0 | 2 | 0 | 4 | 9 | .281 | 1 | 1 | 10 | 0 | .206 | 0 | 0 | 0-0 | 6 | 5 | 1 | .917 | |
| 33 Sotomayor, Griffen | .000 | 4-2 | 8 | 0 | 0 | 0 | 0 | 0 | 0 | 0 | .000 | 0 | 1 | 4 | 1 | .111 | 0 | 0 | 0-0 | 2 | 0 | 0 | 1.000 | |
| 43 McKenna, Andrew | .000 | 3-0 | 2 | 1 | 0 | 0 | 0 | 0 | 0 | 0 | .000 | 1 | 0 | 1 | 0 | .333 | 0 | 0 | 0-0 | 3 | 0 | 0 | 1.000 | |
| 27 Myers, Griffin | .000 | 4-0 | 1 | 0 | 0 | 0 | 0 | 0 | 0 | 0 | .000 | 2 | 0 | 0 | 0 | .667 | 0 | 0 | 0-0 | 3 | 0 | 0 | 1.000 | |
| Totals | .292 | 52 | 1753 | 360 | 512 | 119 | 15 | 54 | 335 | 823 | .469 | 225 | 92 | 420 | 32 | .395 | 30 | 32 | 70-85 | 1363 | 465 | 49 | .974 | |
| Opponents | .284 | 52 | 1780 | 312 | 505 | 89 | 8 | 49 | 284 | 757 | .425 | 188 | 51 | 518 | 36 | .365 | 22 | 25 | 34-50 | 1344 | 444 | 57 | .969 | |

LOB - Team (430), Opp (393). DPs turned - Team (45), Opp (37). CI - Team (2), Cresswell, W 2, Opp (2). IBB - Team (4), Brown, S 3, McKeon, J 1, Opp (3). Picked off - Advincula, J 3, Russell, K 1, Matthews, B 1.

(All games Sorted by Earned run avg)

| Player | era | w-l | app | gs | cg | sho | sv | ip | h | r | er | bb | so | 2b | 3b | hr | b/avg | wp | hp | bksfa | sha | |
|---------------------|-------|-------|-----|----|----|-----|----|-------|-----|-----|-----|-----|-----|-----|----|----|-------|----|----|-------|-----|----|
| 24 Hawkins, Dakota | 4.32 | 5-3 | 14 | 14 | 0 | 0/1 | 0 | 73.0 | 82 | 43 | 35 | 27 | 92 | 17 | 2 | 4 | .283 | 7 | 2 | 2 | 2 | 3 |
| 15 Kaelber, Caden | 5.22 | 4-5 | 20 | 10 | 0 | 0/0 | 4 | 70.2 | 76 | 44 | 41 | 25 | 87 | 14 | 1 | 7 | .277 | 4 | 8 | 0 | 3 | 4 |
| 44 Taylor, Grant | 6.43 | 3-4 | 14 | 13 | 0 | 0/1 | 0 | 56.0 | 61 | 42 | 40 | 37 | 55 | 10 | 0 | 11 | .282 | 9 | 7 | 0 | 1 | 3 |
| ----- | | | | | | | | | | | | | | | | | | | | | | |
| 57 Farland, Elias | 3.29 | 1-0 | 11 | 0 | 0 | 0/0 | 0 | 13.2 | 16 | 7 | 5 | 6 | 10 | 2 | 0 | 1 | .296 | 3 | 0 | 0 | 1 | 1 |
| 45 Orr, Ryan | 3.77 | 1-2 | 11 | 0 | 0 | 0/1 | 0 | 14.1 | 14 | 6 | 6 | 7 | 8 | 3 | 1 | 1 | .275 | 3 | 1 | 0 | 1 | 0 |
| 31 Liss, Cam | 4.80 | 1-1 | 22 | 0 | 0 | 0/0 | 0 | 15.0 | 10 | 8 | 8 | 14 | 19 | 0 | 0 | 1 | .204 | 1 | 5 | 0 | 2 | 3 |
| 28 Jones, Spencer | 5.05 | 1-0 | 17 | 7 | 0 | 0/0 | 0 | 35.2 | 41 | 24 | 20 | 12 | 35 | 6 | 1 | 0 | .289 | 4 | 3 | 1 | 3 | 4 |
| 20 Wilford, Connor | 5.32 | 2-2 | 26 | 2 | 0 | 0/1 | 2 | 45.2 | 48 | 30 | 27 | 13 | 47 | 10 | 1 | 3 | .274 | 1 | 5 | 1 | 4 | 4 |
| 49 Brotherton, Duke | 5.82 | 2-0 | 10 | 1 | 0 | 0/0 | 0 | 17.0 | 25 | 12 | 11 | 3 | 14 | 6 | 0 | 4 | .342 | 0 | 3 | 0 | 0 | 0 |
| 36 Miller, Liam | 6.00 | 0-0 | 3 | 0 | 0 | 0/0 | 0 | 3.0 | 3 | 2 | 2 | 0 | 4 | 1 | 1 | 1 | .273 | 0 | 1 | 0 | 1 | 0 |
| 22 Spencer, Shane | 6.06 | 2-3 | 15 | 5 | 0 | 0/1 | 0 | 32.2 | 38 | 24 | 22 | 12 | 39 | 6 | 0 | 4 | .284 | 3 | 3 | 0 | 1 | 1 |
| 55 Baughn, Andrew | 6.35 | 5-0 | 32 | 0 | 0 | 0/2 | 0 | 34.0 | 33 | 26 | 24 | 10 | 40 | 3 | 0 | 4 | .254 | 6 | 5 | 0 | 1 | 2 |
| 17 Cottrell, McKabe | 6.45 | 1-0 | 21 | 0 | 0 | 0/0 | 1 | 22.1 | 26 | 19 | 16 | 7 | 33 | 6 | 1 | 3 | .292 | 2 | 5 | 0 | 1 | 0 |
| 41 Grillo, Chase | 9.16 | 1-2 | 24 | 0 | 0 | 0/0 | 6 | 18.2 | 25 | 19 | 19 | 11 | 31 | 4 | 0 | 4 | .325 | 0 | 3 | 0 | 1 | 0 |
| 38 Gabler, Jacob | 13.50 | 0-1 | 2 | 0 | 0 | 0/0 | 0 | 1.1 | 1 | 2 | 2 | 2 | 3 | 0 | 0 | 1 | .200 | 0 | 0 | 0 | 0 | 0 |
| 10 Barison, Connor | 27.00 | 0-0 | 3 | 0 | 0 | 0/0 | 0 | 1.1 | 6 | 4 | 4 | 2 | 1 | 1 | 0 | 0 | .600 | 0 | 0 | 0 | 0 | 0 |
| Totals | 5.55 | 29-23 | 52 | 52 | 0 | 2/2 | 13 | 454.1 | 505 | 312 | 280 | 188 | 518 | 89 | 8 | 49 | .284 | 43 | 51 | 4 | 22 | 25 |
| Opponents | 6.57 | 23-29 | 52 | 52 | 0 | 0/0 | 10 | 448.0 | 512 | 360 | 327 | 225 | 420 | 119 | 15 | 54 | .292 | 71 | 92 | 6 | 30 | 32 |

PB - Team (8), Cresswell, W 6, Morrow, J 2, Opp (5). Pickoffs - Team (5), Hawkins, D 2, Spencer, S 1, Cresswell, W 1, Morrow, J 1, Opp (5). SBA/ATT - Morrow, J (16-25), Cresswell, W (18-24), Hawkins, D (4-7), Taylor, G (2-7), Brotherton (6-6), Jones, S (3-6), Kaelber, C (5-5), Wilford, C (3-4), Cottrell, M (3-3), Grillo, C (2-3), Baughn, A (3-3), Spencer, S (1-2), Orr, R (1-2), Liss, C (1-1), Farland, E (0-1).


2024 RESULTS

| Date | Opponent | | Score | Inns | Overall | Pac-12 | Pitcher of record | Attend | Time |
|--------------|-----------------|---|--------------|-------------|----------------|---------------|--------------------------|---------------|-------------|
| Feb 16, 2024 | at Utah Tech | w | 12-6 | 9 | 1-0-0 | 0-0-0 | Taylor, G (W 1-0) | 443 | 2:48 |
| Feb 17, 2024 | at Utah Tech-1 | w | 8-6 | 9 | 2-0-0 | 0-0-0 | Wilford, C (W 1-0) | - | 2:48 |
| Feb 17, 2024 | at Utah Tech-2 | L | 4-7 | 9 | 2-1-0 | 0-0-0 | Jones, S (L 0-1) | 737 | 2:15 |
| Feb 18, 2024 | at Utah Tech | w | 5-1 | 9 | 3-1-0 | 0-0-0 | Brotherton (W 1-0) | 834 | 2:57 |

() extra inning game



2024 COUGAR BASEBALL

2024 OVERALL STATS

Record: 3-1 Home: 0-0 Away: 3-1 Pac-12: 0-0

| Player | avg | gp-gs | ab | r | h | 2b | 3b | hr | rbi | tb | slg% | bb | hp | so | gdp | ob% | sf | sh | sb-att | po | a | e | fld% | |
|-----------------------|------|-------|-----|----|----|----|----|----|-----|----|-------|----|----|----|-----|------|----|----|--------|-----|----|---|-------|--|
| 25 Taggart, Casen | .500 | 4-2 | 12 | 4 | 6 | 0 | 0 | 2 | 5 | 12 | 1.000 | 1 | 0 | 1 | 0 | .538 | 0 | 0 | 0-0 | 0 | 0 | 0 | .000 | |
| 5 Shibley, Alan | .471 | 4-4 | 17 | 5 | 8 | 4 | 1 | 2 | 4 | 20 | 1.176 | 3 | 0 | 2 | 0 | .550 | 0 | 0 | 0-0 | 7 | 0 | 0 | 1.000 | |
| 37 Swarts, Nate | .429 | 3-3 | 14 | 2 | 6 | 1 | 0 | 2 | 4 | 13 | .929 | 0 | 0 | 3 | 0 | .429 | 0 | 0 | 0-0 | 8 | 1 | 0 | 1.000 | |
| 23 Hartman, Max | .316 | 4-4 | 19 | 4 | 6 | 0 | 0 | 0 | 1 | 6 | .316 | 0 | 1 | 0 | 2 | .350 | 0 | 0 | 2-4 | 9 | 0 | 0 | 1.000 | |
| 32 Cramer, Cole | .294 | 4-4 | 17 | 3 | 5 | 3 | 1 | 1 | 6 | 13 | .765 | 1 | 0 | 2 | 0 | .333 | 0 | 0 | 0-0 | 3 | 10 | 0 | 1.000 | |
| 8 Parke, Crew | .286 | 4-4 | 14 | 1 | 4 | 0 | 0 | 0 | 1 | 4 | .286 | 1 | 1 | 2 | 1 | .353 | 1 | 0 | 0-1 | 7 | 12 | 1 | .950 | |
| 1 Russell, Kyle | .200 | 4-4 | 15 | 2 | 3 | 2 | 0 | 0 | 2 | 5 | .333 | 1 | 1 | 2 | 0 | .294 | 0 | 0 | 1-1 | 7 | 14 | 0 | 1.000 | |
| 6 Kramer, Joey | .077 | 4-3 | 13 | 3 | 1 | 0 | 0 | 1 | 1 | 4 | .308 | 4 | 0 | 2 | 0 | .294 | 0 | 0 | 0-0 | 28 | 4 | 0 | 1.000 | |
| ----- | | | | | | | | | | | | | | | | | | | | | | | | |
| 12 Morrow, Jacob | .625 | 3-2 | 8 | 3 | 5 | 0 | 0 | 1 | 3 | 8 | 1.000 | 1 | 0 | 1 | 0 | .667 | 0 | 0 | 0-0 | 8 | 5 | 0 | 1.000 | |
| 10 Sotomayor, Griffen | .500 | 1-1 | 2 | 0 | 1 | 0 | 0 | 0 | 0 | 1 | .500 | 0 | 0 | 0 | 0 | .500 | 0 | 0 | 0-0 | 1 | 0 | 0 | 1.000 | |
| 11 Cruz, Trey | .333 | 2-0 | 3 | 0 | 1 | 0 | 1 | 0 | 2 | 3 | 1.000 | 1 | 0 | 2 | 0 | .500 | 0 | 0 | 0-0 | 0 | 0 | 0 | .000 | |
| 30 Cresswell, Will | .143 | 2-2 | 7 | 1 | 1 | 0 | 0 | 0 | 0 | 1 | .143 | 1 | 1 | 3 | 0 | .333 | 0 | 0 | 0-0 | 12 | 1 | 0 | 1.000 | |
| 19 Ponce, Brandham | .000 | 2-2 | 5 | 0 | 0 | 0 | 0 | 0 | 0 | 0 | .000 | 0 | 1 | 2 | 0 | .167 | 0 | 0 | 0-0 | 0 | 0 | 0 | .000 | |
| 21 Gray, Caleb | .000 | 1-1 | 2 | 0 | 0 | 0 | 0 | 0 | 0 | 0 | .000 | 1 | 0 | 0 | 0 | .333 | 0 | 0 | 0-0 | 14 | 0 | 0 | 1.000 | |
| 24 Weise, Jack | .000 | 1-0 | 0 | 0 | 0 | 0 | 0 | 0 | 0 | 0 | .000 | 0 | 0 | 0 | 0 | .000 | 0 | 0 | 0-0 | 0 | 0 | 0 | .000 | |
| 4 Johnstone, Logan | .000 | 2-0 | 0 | 1 | 0 | 0 | 0 | 0 | 0 | 0 | .000 | 0 | 0 | 0 | 0 | .000 | 0 | 0 | 1-1 | 0 | 0 | 0 | .000 | |
| 2 Kennel, Ely | .000 | 1-0 | 0 | 0 | 0 | 0 | 0 | 0 | 0 | 0 | .000 | 0 | 0 | 0 | 0 | .000 | 0 | 0 | 0-1 | 0 | 0 | 0 | .000 | |
| Totals | .318 | 4 | 148 | 29 | 47 | 10 | 3 | 9 | 29 | 90 | .608 | 15 | 5 | 22 | 3 | .396 | 1 | 0 | 4-8 | 105 | 56 | 2 | .988 | |
| Opponents | .301 | 4 | 133 | 20 | 40 | 7 | 0 | 5 | 19 | 62 | .466 | 16 | 4 | 24 | 3 | .387 | 2 | 2 | 2-4 | 108 | 39 | 1 | .993 | |

LOB - Team (32), Opp (32). DPs turned - Team (5), Opp (3).

(All games Sorted by Earned run avg)

| Player | era | w-l | app | gs | cg | sho | sv | ip | h | r | er | bb | so | 2b | 3b | hr | b/avg | wp | hp | bk | sfa | sha | | |
|----------------------|-------|-----|-----|----|----|-----|----|------|----|----|----|----|----|----|----|----|-------|----|----|----|-----|-----|--|--|
| 20 Wilford, Connor | 0.00 | 1-0 | 1 | 1 | 0 | 0/0 | 0 | 6.0 | 6 | 0 | 0 | 1 | 6 | 0 | 0 | 0 | .261 | 0 | 1 | 0 | 0 | 0 | | |
| 49 Brotherton, Duke | 2.25 | 1-0 | 1 | 1 | 0 | 0/0 | 0 | 4.0 | 3 | 1 | 1 | 2 | 3 | 1 | 0 | 0 | .214 | 2 | 2 | 0 | 1 | 0 | | |
| 28 Jones, Spencer | 6.75 | 0-1 | 1 | 1 | 0 | 0/0 | 0 | 5.1 | 5 | 5 | 4 | 2 | 4 | 1 | 0 | 2 | .250 | 0 | 0 | 0 | 0 | 1 | | |
| 44 Taylor, Grant | 9.00 | 1-0 | 1 | 1 | 0 | 0/0 | 0 | 5.0 | 10 | 5 | 5 | 3 | 3 | 4 | 0 | 1 | .476 | 0 | 0 | 0 | 1 | 0 | | |
| ----- | | | | | | | | | | | | | | | | | | | | | | | | |
| 31 Haynes, Kevin | 0.00 | 0-0 | 1 | 0 | 0 | 0/0 | 0 | 3.0 | 2 | 0 | 0 | 2 | 1 | 0 | 0 | 0 | .200 | 1 | 0 | 0 | 0 | 0 | | |
| 54 Haider, Rylan | 0.00 | 0-0 | 1 | 0 | 0 | 0/0 | 0 | 2.0 | 2 | 0 | 0 | 0 | 0 | 0 | 0 | 0 | .250 | 0 | 0 | 0 | 0 | 0 | | |
| 45 Orr, Ryan | 0.00 | 0-0 | 1 | 0 | 0 | 0/0 | 0 | 2.0 | 0 | 0 | 0 | 3 | 2 | 0 | 0 | 0 | .000 | 0 | 0 | 0 | 0 | 0 | | |
| 38 Gabler, Jacob | 0.00 | 0-0 | 1 | 0 | 0 | 0/0 | 1 | 0.1 | 0 | 0 | 0 | 0 | 0 | 0 | 0 | 0 | .000 | 0 | 0 | 0 | 0 | 0 | | |
| 55 Baughn, Andrew | 3.00 | 0-0 | 2 | 0 | 0 | 0/0 | 0 | 3.0 | 4 | 1 | 1 | 3 | 1 | 1 | 0 | 0 | .364 | 0 | 0 | 0 | 0 | 0 | | |
| 41 Grillo, Chase | 3.86 | 0-0 | 2 | 0 | 0 | 0/0 | 0 | 2.1 | 2 | 1 | 1 | 0 | 3 | 0 | 0 | 1 | .250 | 1 | 0 | 0 | 0 | 0 | | |
| 35 Wickersham, Kaden | 6.75 | 0-0 | 1 | 0 | 0 | 0/0 | 0 | 1.1 | 0 | 1 | 1 | 0 | 0 | 0 | 0 | 0 | .000 | 1 | 1 | 0 | 0 | 1 | | |
| 36 Miller, Liam | 81.00 | 0-0 | 1 | 0 | 0 | 0/0 | 0 | 0.2 | 6 | 6 | 6 | 0 | 1 | 0 | 0 | 1 | .750 | 1 | 0 | 0 | 0 | 0 | | |
| Totals | 4.89 | 3-1 | 4 | 4 | 0 | 0/0 | 1 | 35.0 | 40 | 20 | 19 | 16 | 24 | 7 | 0 | 5 | .301 | 6 | 4 | 0 | 2 | 2 | | |
| Opponents | 7.25 | 1-3 | 4 | 4 | 0 | 0/0 | 0 | 36.0 | 47 | 29 | 29 | 15 | 22 | 10 | 3 | 9 | .318 | 1 | 5 | 0 | 1 | 0 | | |

SBA/ATT - Morrow, J (1-1), Haynes, K (1-1), Wilford, C (0-1), Cresswell, W (1-1), Jones, S (1-1), Brotherton (0-1).



2024 TEAM GAME-BY-GAME - HITTING

| Date | Opponent | ab | r | h | rbi | 2b | 3b | hr | tb | bb | ibb | sb | cs | hbp | sac | sf | gdp | k | po | a | e | lob | avg |
|--------|--------------|-----|----|----|-----|----|----|----|----|----|-----|----|----|-----|-----|----|-----|----|-----|----|---|-----|------|
| Feb 16 | at Utah Tech | 43 | 12 | 18 | 12 | 4 | 1 | 3 | 33 | 5 | 0 | 1 | 0 | 0 | 0 | 1 | 2 | 3 | 27 | 15 | 0 | 10 | .419 |
| Feb 17 | at Utah Tech | 37 | 8 | 11 | 8 | 3 | 0 | 3 | 23 | 4 | 0 | 0 | 1 | 3 | 0 | 0 | 0 | 5 | 27 | 12 | 0 | 9 | .363 |
| Feb 17 | at Utah Tech | 33 | 4 | 8 | 4 | 1 | 0 | 1 | 12 | 2 | 0 | 2 | 1 | 1 | 0 | 0 | 1 | 8 | 24 | 19 | 1 | 5 | .327 |
| Feb 18 | at Utah Tech | 35 | 5 | 10 | 5 | 2 | 2 | 2 | 22 | 4 | 0 | 1 | 2 | 1 | 0 | 0 | 0 | 6 | 27 | 10 | 1 | 8 | .318 |
| Totals | | 148 | 29 | 47 | 29 | 10 | 3 | 9 | 90 | 15 | 0 | 4 | 4 | 5 | 0 | 1 | 3 | 22 | 105 | 56 | 2 | 32 | .318 |

2024 TEAM GAME-BY-GAME - PITCHING

| Date | Opponent | ip | h | r | er | bb | so | 2b | 3b | hr | wp | bk | hbp | dp | ibb | score | w-l | sv | era |
|--------|--------------|------|----|----|----|----|----|----|----|----|----|----|-----|----|-----|-------|-----|----|------|
| Feb 16 | at Utah Tech | 9.0 | 14 | 6 | 6 | 5 | 4 | 5 | 0 | 1 | 0 | 0 | 0 | 2 | 0 | 12-6 | 1-0 | 0 | 6.00 |
| Feb 17 | at Utah Tech | 9.0 | 12 | 6 | 6 | 4 | 9 | 0 | 0 | 1 | 1 | 0 | 1 | 0 | 0 | 8-6 | 2-0 | 1 | 6.00 |
| Feb 17 | at Utah Tech | 8.0 | 7 | 7 | 6 | 2 | 6 | 1 | 0 | 3 | 2 | 0 | 1 | 0 | 0 | 4-7 | 2-1 | 1 | 6.23 |
| Feb 18 | at Utah Tech | 9.0 | 7 | 1 | 1 | 5 | 5 | 1 | 0 | 0 | 3 | 0 | 2 | 3 | 0 | 5-1 | 3-1 | 1 | 4.89 |
| Totals | | 35.0 | 40 | 20 | 19 | 16 | 24 | 7 | 0 | 5 | 6 | 0 | 4 | 5 | 0 | 29-20 | 3-1 | 1 | 4.89 |



2024 COUGAR BASEBALL

2024 TEAM SUMMARY

| Score by innings | 1 | 2 | 3 | 4 | 5 | 6 | 7 | 8 | 9 | Total |
|------------------|---|---|---|---|---|---|---|---|---|-------|
| Washington State | 2 | 7 | 2 | 5 | 3 | 5 | 0 | 4 | 1 | 29 |
| Opponents | 4 | 3 | 1 | 1 | 0 | 2 | 2 | 1 | 6 | 20 |

Record when ...

| | | | |
|----------------------|-----|----------------------|-----|
| Overall | 3-1 | After 6 leading | 3-0 |
| Conference | 0-0 | trailing | 0-1 |
| Non-Conference | 3-1 | tied | 0-0 |
| Home games | 0-0 | After 7 leading | 3-0 |
| Away games | 3-1 | trailing | 0-1 |
| Neutral site | 0-0 | tied | 0-0 |
| Day games | 3-1 | After 8 leading | 3-0 |
| Night games | 0-0 | trailing | 0-1 |
| vs Left starter | 1-1 | tied | 0-0 |
| vs Right starter | 2-0 | | |
| 1-Run games | 0-0 | Hit 0 home runs | 0-0 |
| 2-Run games | 1-0 | ... 1 home run | 0-1 |
| 5+Run games | 1-0 | ... 2+ home runs | 3-0 |
| Extra innings | 0-0 | | |
| Shutouts | 0-0 | Opponent 0 home runs | 1-0 |
| | | 1 home run | 2-0 |
| Scoring 0-2 runs | 0-0 | 2+ HRs | 0-1 |
| 3-5 runs | 1-1 | | |
| 6-9 runs | 1-0 | Made 0 errors | 2-0 |
| 10+ runs | 1-0 | 1 error | 1-1 |
| | | 2+ errors | 0-0 |
| Opponent 0-2 runs | 1-0 | | |
| 3-5 runs | 0-0 | Opp. made 0 errors | 2-1 |
| 6-9 runs | 2-1 | 1 error | 1-0 |
| 10+ runs | 0-0 | 2+ errors | 0-0 |
| Scored in 1st inning | 0-1 | Out-hit opponent | 2-1 |
| Opp. scored in 1st | 1-1 | Out-hit by opponent | 1-0 |
| Scores first | 2-1 | Hits are tied | 0-0 |
| Opp. scores first | 1-0 | | |

Record when team scores:

| | | | | | | | | | | | |
|------|-----|-----|-----|-----|-----|-----|-----|-----|-----|-----|-----|
| Runs | 0 | 1 | 2 | 3 | 4 | 5 | 6 | 7 | 8 | 9 | 10+ |
| W-L | 0-0 | 0-0 | 0-0 | 0-0 | 0-1 | 1-0 | 0-0 | 0-0 | 1-0 | 0-0 | 1-0 |

Record when opponent scores:

| | | | | | | | | | | | |
|------|-----|-----|-----|-----|-----|-----|-----|-----|-----|-----|-----|
| Runs | 0 | 1 | 2 | 3 | 4 | 5 | 6 | 7 | 8 | 9 | 10+ |
| W-L | 0-0 | 1-0 | 0-0 | 0-0 | 0-0 | 0-0 | 2-0 | 0-1 | 0-0 | 0-0 | 0-0 |

Record when leading after:

| | | | | | | | | |
|------|-----|-----|-----|-----|-----|-----|-----|-----|
| Inn. | 1 | 2 | 3 | 4 | 5 | 6 | 7 | 8 |
| W-L | 0-0 | 1-0 | 1-1 | 3-0 | 3-0 | 3-0 | 3-0 | 3-0 |

Record when trailing after:

| | | | | | | | | |
|------|-----|-----|-----|-----|-----|-----|-----|-----|
| Inn. | 1 | 2 | 3 | 4 | 5 | 6 | 7 | 8 |
| W-L | 1-0 | 0-0 | 0-0 | 0-0 | 0-0 | 0-1 | 0-1 | 0-1 |

Record when tied after:

| | | | | | | | | |
|------|-----|-----|-----|-----|-----|-----|-----|-----|
| Inn. | 1 | 2 | 3 | 4 | 5 | 6 | 7 | 8 |
| W-L | 2-1 | 2-1 | 2-0 | 0-1 | 0-1 | 0-0 | 0-0 | 0-0 |

Current winning streak: 1
 Longest winning streak: 2
 Longest losing streak: 1

Home attendance : 0 (0 dates avg = 0)
 Away attendance : 2014 (3 dates avg = 671)
 Total attendance: 2014 (3 dates avg = 671)



2024 MISCELLANEOUS

| Multiple Hit Games | 2 | 3 | 4 | 5+ | Total |
|---------------------------|----------|----------|----------|-----------|--------------|
| 5 Shibley, Alan | 2 | 1 | - | - | 3 |
| 12 Morrow, Jacob | 1 | 1 | - | - | 2 |
| 25 Taggart, Casen | 1 | 1 | - | - | 2 |
| 37 Swarts, Nate | 1 | 1 | - | - | 2 |
| 23 Hartman, Max | 2 | - | - | - | 2 |
| 8 Parke, Crew | - | 1 | - | - | 1 |
| 1 Russell, Kyle | 1 | - | - | - | 1 |
| 32 Cramer, Cole | - | 1 | - | - | 1 |
| TEAM | 8 | 6 | 0 | 0 | 14 |

| Multiple RBI Games | 2 | 3 | 4 | 5+ | Total |
|---------------------------|----------|----------|----------|-----------|--------------|
| 37 Swarts, Nate | 2 | - | - | - | 2 |
| 25 Taggart, Casen | - | 1 | - | - | 1 |
| 5 Shibley, Alan | - | 1 | - | - | 1 |
| 12 Morrow, Jacob | 1 | - | - | - | 1 |
| 32 Cramer, Cole | - | - | - | 1 | 1 |
| 11 Cruz, Trey | 1 | - | - | - | 1 |
| TEAM | 4 | 2 | 0 | 1 | 7 |

| Hitting Streaks | Longest | Current |
|------------------------|----------------|----------------|
| 5 Shibley, Alan | 4 | 4 |
| 23 Hartman, Max | 4 | 4 |
| 32 Cramer, Cole | 3 | - |
| 37 Swarts, Nate | 3 | 3 |
| 1 Russell, Kyle | 2 | - |
| 25 Taggart, Casen | 2 | 2 |
| 12 Morrow, Jacob | 2 | 2 |
| 6 Kramer, Joey | 1 | - |
| 10 Sotomayor, Griffen | 1 | 1 |
| 30 Cresswell, Will | 1 | - |
| 8 Parke, Crew | 1 | 1 |
| 11 Cruz, Trey | 1 | 1 |

| Reached Base Streaks | Longest | Current |
|-----------------------------|----------------|----------------|
| 23 Hartman, Max | 4 | 4 |
| 32 Cramer, Cole | 4 | 4 |
| 5 Shibley, Alan | 4 | 4 |
| 1 Russell, Kyle | 3 | - |
| 37 Swarts, Nate | 3 | 3 |
| 25 Taggart, Casen | 2 | 2 |
| 12 Morrow, Jacob | 2 | 2 |
| 6 Kramer, Joey | 2 | - |
| 30 Cresswell, Will | 2 | 2 |
| 8 Parke, Crew | 2 | 1 |
| 21 Gray, Caleb | 1 | 1 |
| 10 Sotomayor, Griffen | 1 | 1 |
| 19 Ponce, Brandham | 1 | - |
| 11 Cruz, Trey | 1 | 1 |



2024 COUGAR BASEBALL

OPENING WEEKEND BOX SCORES

2024 Washington State Baseball Washington State at Utah Tech Feb 16, 2024 at St. George, Utah (Bruce Hurst Field)

Washington State 12 (1-0)

| Player | ab | r | h | rbi | bb | so | po | a | lob |
|-------------------|----|----|----|-----|----|----|----|----|-----|
| Hartman, Max lf | 6 | 1 | 1 | 1 | 0 | 2 | 0 | 2 | 0 |
| Shibley, Alan rf | 5 | 1 | 3 | 0 | 1 | 0 | 3 | 0 | 0 |
| Russell, Kyle ss | 6 | 1 | 2 | 1 | 0 | 0 | 3 | 4 | 0 |
| Kramer, Joey 1b | 3 | 1 | 0 | 0 | 3 | 0 | 8 | 1 | 1 |
| Taggart, Casen dh | 5 | 3 | 3 | 3 | 0 | 1 | 0 | 0 | 3 |
| Morrow, Jacob c | 4 | 3 | 2 | 1 | 0 | 4 | 2 | 0 | 0 |
| Cramer, Cole 3b | 5 | 2 | 3 | 5 | 0 | 0 | 4 | 3 | 0 |
| Swarts, Nate cf | 5 | 0 | 1 | 0 | 0 | 2 | 3 | 1 | 1 |
| Parke, Crew 2b | 4 | 0 | 3 | 1 | 0 | 0 | 3 | 3 | 0 |
| Taylor, Grant p | 0 | 0 | 0 | 0 | 0 | 0 | 0 | 0 | 0 |
| Baughn, Andrew p | 0 | 0 | 0 | 0 | 0 | 0 | 1 | 0 | 0 |
| Haider, Rylan p | 0 | 0 | 0 | 0 | 0 | 0 | 0 | 0 | 0 |
| Totals | 43 | 12 | 18 | 12 | 5 | 3 | 27 | 15 | 10 |

Utah Tech 6 (0-1)

| Player | ab | r | h | rbi | bb | so | po | a | lob |
|--------------------|----|---|----|-----|----|----|----|----|-----|
| McDaniel, K. 3b | 3 | 1 | 1 | 1 | 2 | 0 | 0 | 2 | 0 |
| Dodson, H. c | 3 | 2 | 2 | 0 | 1 | 0 | 3 | 0 | 0 |
| Albrecht, M. c | 1 | 0 | 1 | 0 | 0 | 0 | 0 | 0 | 0 |
| Perez, A. 1b | 5 | 0 | 2 | 1 | 0 | 2 | 10 | 1 | 2 |
| Katschke, H. rf | 4 | 1 | 2 | 2 | 0 | 0 | 4 | 0 | 0 |
| Soto Jr., P. ss | 3 | 0 | 0 | 0 | 2 | 0 | 3 | 5 | 0 |
| Rodriguez, C lf | 5 | 1 | 4 | 1 | 0 | 0 | 3 | 0 | 2 |
| He, E. 2b | 3 | 0 | 1 | 1 | 0 | 2 | 2 | 3 | 0 |
| Borgogno, B. ph/2b | 1 | 0 | 0 | 0 | 0 | 0 | 0 | 2 | 0 |
| Cutting, G. dh | 4 | 0 | 0 | 0 | 0 | 1 | 0 | 0 | 0 |
| Irvin, K. cf | 4 | 1 | 1 | 0 | 0 | 0 | 1 | 0 | 0 |
| Gardner, D. p | 0 | 0 | 0 | 0 | 0 | 0 | 0 | 0 | 0 |
| Taggart, J. p | 0 | 0 | 0 | 0 | 0 | 0 | 0 | 0 | 0 |
| Marshall, J. p | 0 | 0 | 0 | 0 | 0 | 0 | 0 | 0 | 0 |
| Carroll, J. p | 0 | 0 | 0 | 0 | 0 | 1 | 0 | 0 | 0 |
| Totals | 36 | 6 | 14 | 6 | 5 | 4 | 27 | 10 | 9 |

| Score by Innings | 1 | 2 | 3 | 4 | 5 | 6 | 7 | 8 | 9 | R | H | E |
|------------------|---|---|---|---|---|---|---|---|---|----|----|---|
| Washington State | 0 | 4 | 1 | 3 | 0 | 4 | 0 | 0 | 0 | 12 | 18 | 0 |
| Utah Tech | 2 | 2 | 1 | 0 | 0 | 0 | 1 | 0 | 0 | 6 | 14 | 1 |

E - Soto Jr., P.(1). DP - WSU 2; Utah Tech 2. LOB - WSU 10; Utah Tech 9. 2B - Shibley, A(2); Russell, K(1); Cramer, C(1); Perez, A.(1); Katschke, H.(1); Rodriguez, C(2); Irvin, K.(1). 3B - Cramer, C(1). HR - Taggart, C(1); Morrow, J(1); Cramer, C(1); Katschke, H.(1). SF - Parke, C(1); Katschke, H.(1). SB - Russell, K(1).

| Washington State | ip | h | r | er | bb | so | ab | bf | np | Utah Tech | ip | h | r | er | bb | so | ab | bf | np |
|------------------|-----|----|---|----|----|----|----|----|----|--------------|-----|---|---|----|----|----|----|----|----|
| Taylor, Grant | 5.0 | 10 | 5 | 5 | 3 | 21 | 25 | 89 | | Gardner, D. | 3.2 | 9 | 7 | 7 | 3 | 2 | 19 | 23 | 80 |
| Baughn, Andrew | 2.0 | 2 | 1 | 1 | 2 | 1 | 7 | 9 | 36 | Taggart, J. | 1.2 | 6 | 5 | 5 | 1 | 0 | 11 | 12 | 31 |
| Haider, Rylan | 2.0 | 2 | 0 | 0 | 0 | 0 | 8 | 8 | 19 | Marshall, J. | 1.2 | 2 | 0 | 0 | 1 | 1 | 7 | 8 | 32 |
| | | | | | | | | | | Carroll, J. | 2.0 | 1 | 0 | 0 | 0 | 0 | 6 | 6 | 19 |

Win - Taylor, G (1-0). Loss - Gardner, D. (0-1). Save - None.
WP - Taggart, J.(1). Inherited runners/scored: Marshall, J. 1/0. Pitches/strikes: Taylor, G 89/49; Baughn, A 36/20; Haider, R 19/15; Gardner, D. 80/52; Taggart, J. 31/20; Marshall, J. 32/20; Carroll, J. 19/14.

Umpires - HP: Jeff Cluff 1B: Travis Roberts 3B: Rob McKinley
Start: 4:04 pm Time: 2:48 Attendance: 443
Weather: Partly cloudy, calm, 62 deg.

2024 Washington State Baseball Washington State at Utah Tech (Game 1) Feb 17, 2024 at St. George, Utah (Bruce Hurst Field)

Washington State 8 (2-0)

| Player | ab | r | h | rbi | bb | so | po | a | lob |
|--------------------|----|---|----|-----|----|----|----|----|-----|
| Hartman, Max lf | 5 | 1 | 2 | 0 | 0 | 2 | 0 | 0 | 0 |
| Shibley, Alan rf | 4 | 2 | 2 | 3 | 1 | 1 | 2 | 0 | 2 |
| Russell, Kyle ss | 4 | 0 | 1 | 1 | 0 | 0 | 3 | 4 | 0 |
| Kramer, Joey 1b | 4 | 2 | 1 | 1 | 1 | 0 | 10 | 1 | 1 |
| Ponce, Brandham dh | 2 | 0 | 0 | 0 | 0 | 1 | 0 | 0 | 0 |
| Taggart, Casen pr | 2 | 0 | 0 | 0 | 0 | 0 | 0 | 0 | 2 |
| Cresswell, Will c | 4 | 1 | 1 | 0 | 1 | 2 | 8 | 1 | 0 |
| Cramer, Cole 3b | 5 | 0 | 1 | 1 | 0 | 1 | 0 | 1 | 0 |
| Swarts, Nate cf | 5 | 1 | 3 | 2 | 0 | 0 | 1 | 0 | 2 |
| Parke, Crew 2b | 2 | 1 | 0 | 0 | 1 | 0 | 1 | 1 | 2 |
| Wilford, Connor p | 0 | 0 | 0 | 0 | 0 | 0 | 0 | 4 | 0 |
| Orr, Ryan p | 0 | 0 | 0 | 0 | 0 | 0 | 0 | 0 | 0 |
| Miller, Liam p | 0 | 0 | 0 | 0 | 0 | 0 | 0 | 0 | 0 |
| Gabler, Jacob p | 0 | 0 | 0 | 0 | 0 | 0 | 0 | 0 | 0 |
| Totals | 37 | 8 | 11 | 8 | 4 | 5 | 27 | 12 | 9 |

Utah Tech 6 (0-2)

| Player | ab | r | h | rbi | bb | so | po | a | lob |
|-----------------|----|---|----|-----|----|----|----|----|-----|
| McDaniel, K. 3b | 3 | 0 | 1 | 0 | 1 | 0 | 0 | 0 | 2 |
| Royal, E. ph | 1 | 1 | 1 | 0 | 0 | 0 | 0 | 0 | 0 |
| Dodson, H. c | 4 | 0 | 0 | 0 | 0 | 3 | 5 | 1 | 1 |
| Rojas, J. c | 1 | 0 | 0 | 1 | 0 | 0 | 0 | 0 | 0 |
| Perez, A. 1b | 4 | 1 | 3 | 1 | 1 | 0 | 10 | 0 | 0 |
| Katschke, H. rf | 4 | 0 | 1 | 0 | 0 | 1 | 5 | 0 | 2 |
| Albrecht, M. ph | 1 | 1 | 1 | 0 | 0 | 0 | 0 | 0 | 0 |
| Rodriguez, C lf | 2 | 0 | 0 | 0 | 2 | 1 | 1 | 0 | 0 |
| He, E. ph | 1 | 0 | 0 | 0 | 1 | 0 | 0 | 0 | 0 |
| Stady, B. dh | 4 | 1 | 2 | 3 | 0 | 1 | 0 | 0 | 0 |
| Borgogno, B. 2b | 5 | 0 | 1 | 0 | 0 | 0 | 1 | 3 | 4 |
| Soto Jr., P. ss | 3 | 0 | 0 | 0 | 1 | 2 | 2 | 3 | 0 |
| Randall, L. ph | 1 | 1 | 1 | 0 | 0 | 0 | 0 | 0 | 0 |
| Irvin, K. cf | 3 | 0 | 0 | 0 | 0 | 1 | 3 | 0 | 0 |
| Clark, C. ph | 1 | 1 | 1 | 0 | 0 | 0 | 0 | 0 | 0 |
| Vasilou, E. p | 4 | 2 | 4 | 3 | 2 | 2 | 18 | 20 | 65 |
| Montgomery, C p | 0 | 0 | 0 | 0 | 0 | 0 | 0 | 1 | 0 |
| Nelson, M. p | 0 | 0 | 0 | 0 | 0 | 0 | 0 | 0 | 0 |
| Totals | 38 | 6 | 12 | 6 | 4 | 9 | 27 | 9 | 10 |

| Score by Innings | 1 | 2 | 3 | 4 | 5 | 6 | 7 | 8 | 9 | R | H | E |
|------------------|---|---|---|---|---|---|---|---|---|---|----|---|
| Washington State | 0 | 0 | 0 | 2 | 1 | 1 | 0 | 4 | 0 | 8 | 11 | 0 |
| Utah Tech | 0 | 0 | 0 | 0 | 0 | 0 | 0 | 0 | 6 | 6 | 12 | 0 |

LOB - WSU 9; Utah Tech 10. 2B - Shibley, A(3); Russell, K(2); Cramer, C(2). HR - Shibley, A(1); Kramer, J(1); Swarts, N(1); Stady, B.(1). HBP - Russell, K; Ponce, B; Parke, C; Study, B.. CS - Hartman, M(1); Stady, B.(1).

| Washington State | ip | h | r | er | bb | so | ab | bf | np | Utah Tech | ip | h | r | er | bb | so | ab | bf | np |
|------------------|-----|---|---|----|----|----|----|----|----|---------------|-----|---|---|----|----|----|----|----|----|
| Wilford, Connor | 6.0 | 6 | 0 | 0 | 1 | 6 | 23 | 25 | 93 | Vasilou, E. | 4.2 | 4 | 3 | 3 | 2 | 2 | 18 | 20 | 65 |
| Orr, Ryan | 2.0 | 0 | 0 | 0 | 3 | 2 | 6 | 9 | 41 | Montgomery, C | 3.0 | 5 | 5 | 5 | 2 | 3 | 13 | 18 | 73 |
| Miller, Liam | 0.2 | 6 | 6 | 6 | 0 | 1 | 8 | 8 | 23 | Nelson, M. | 1.1 | 2 | 0 | 0 | 0 | 0 | 6 | 6 | 16 |
| Gabler, Jacob | 0.1 | 0 | 0 | 0 | 0 | 0 | 1 | 1 | 3 | | | | | | | | | | |

Win - Wilford, C (1-0). Loss - Vasilou, E. (0-1). Save - Gabler, J (1).
WP - Miller, L(1). HBP - by Wilford, C (Study, B.); by Montgomery, C (Ponce, B); by Montgomery, C (Russell, K); by Montgomery, C (Parke, C). Inherited runners/scored: Nelson, M. 1/1. Pitches/strikes: Wilford, C 93/61; Orr, R 41/20; Miller, L 23/16; Gabler, J 3/2; Vasilou, E. 65/38; Montgomery, C 73/40; Nelson, M. 16/9.

Umpires - HP: Travis Roberts 1B: Rob McKinley 3B: Jeff Cluff
Start: 12:02 pm Time: 2:48 Attendance:
Weather: Partly cloudy, breezy, 54 deg

2024 Washington State Baseball Washington State at Utah Tech (Game 2) Feb 17, 2024 at St. George, Utah (Bruce Hurst Field)

Washington State 4 (2-1)

| Player | ab | r | h | rbi | bb | so | po | a | lob |
|-----------------------|----|---|---|-----|----|----|----|----|-----|
| Hartman, Max rf | 3 | 1 | 1 | 0 | 0 | 0 | 0 | 1 | 0 |
| Shibley, Alan cf | 4 | 1 | 1 | 1 | 0 | 0 | 1 | 0 | 0 |
| Russell, Kyle ss | 3 | 1 | 0 | 0 | 1 | 2 | 0 | 5 | 0 |
| Ponce, Brandham dh | 3 | 0 | 0 | 0 | 1 | 0 | 0 | 1 | 0 |
| Cruz, Trey ph/dh | 1 | 0 | 0 | 0 | 1 | 0 | 0 | 0 | 0 |
| Morrow, Jacob c | 4 | 0 | 3 | 2 | 0 | 1 | 3 | 3 | 0 |
| Johnston, Logan pr | 0 | 1 | 0 | 0 | 0 | 0 | 0 | 0 | 0 |
| Gray, Caleb 1b | 2 | 0 | 0 | 0 | 1 | 0 | 14 | 0 | 2 |
| Kennel, Ely pr | 0 | 0 | 0 | 0 | 0 | 0 | 0 | 0 | 0 |
| Kramer, Joey 1b | 1 | 0 | 0 | 0 | 1 | 4 | 1 | 0 | 0 |
| Cramer, Cole 3b | 4 | 0 | 1 | 0 | 1 | 0 | 2 | 0 | 0 |
| Sotomayor, Griffen lf | 2 | 0 | 1 | 0 | 0 | 0 | 1 | 0 | 0 |
| Taggart, Casen lf | 2 | 0 | 1 | 1 | 0 | 0 | 0 | 0 | 0 |
| Parke, Crew 2b | 4 | 0 | 0 | 0 | 1 | 1 | 5 | 1 | 0 |
| Jones, Spencer p | 0 | 0 | 0 | 0 | 0 | 0 | 0 | 0 | 0 |
| Wickersham, Kaden p | 0 | 0 | 0 | 0 | 0 | 0 | 1 | 0 | 0 |
| Grillo, Chase p | 0 | 0 | 0 | 0 | 0 | 0 | 0 | 0 | 0 |
| Totals | 33 | 4 | 8 | 4 | 2 | 8 | 24 | 19 | 5 |

Utah Tech 7 (1-2)

| Player | ab | r | h | rbi | bb | so | po | a | lob |
|--------------------|----|---|---|-----|----|----|----|---|-----|
| McDaniel, K. 3b | 3 | 0 | 0 | 0 | 1 | 0 | 1 | 1 | 0 |
| Royal, E. lf | 2 | 0 | 0 | 0 | 0 | 0 | 0 | 0 | 0 |
| Rodriguez, C ph/lf | 1 | 0 | 0 | 0 | 0 | 1 | 1 | 0 | 0 |
| Dodson, H. dh | 3 | 2 | 1 | 1 | 0 | 0 | 0 | 1 | 0 |
| Katschke, H. rf | 4 | 3 | 3 | 2 | 0 | 1 | 1 | 0 | 0 |
| Perez, A. 1b | 4 | 1 | 1 | 1 | 0 | 2 | 10 | 0 | 0 |
| Soto Jr., P. ss | 4 | 0 | 1 | 1 | 0 | 1 | 0 | 3 | 0 |
| He, E. 2b | 4 | 0 | 1 | 1 | 0 | 1 | 5 | 2 | 1 |
| Tallakson, C c | 2 | 1 | 0 | 0 | 0 | 8 | 1 | 1 | 0 |
| Clark, C. cf | 2 | 0 | 0 | 0 | 0 | 0 | 1 | 0 | 0 |
| Irvin, K. cf | 0 | 0 | 0 | 0 | 0 | 0 | 0 | 0 | 0 |
| Herman, C. p | 0 | 0 | 0 | 0 | 0 | 0 | 0 | 0 | 0 |
| Hardman, R. p | 0 | 0 | 0 | 0 | 0 | 0 | 2 | 0 | 0 |
| Totals | 29 | 7 | 7 | 6 | 2 | 6 | 27 | 9 | 3 |

| Score by Innings | 1 | 2 | 3 | 4 | 5 | 6 | 7 | 8 | 9 | R | H | E |
|------------------|---|---|---|---|---|---|---|---|---|---|---|---|
| Washington State | 2 | 0 | 1 | 0 | 0 | 0 | 0 | 1 | 0 | 4 | 8 | 1 |
| Utah Tech | 2 | 0 | 0 | 1 | 0 | 2 | 1 | 1 | X | 7 | 7 | 0 |

E - Jones, S. DP - Utah Tech 1. LOB - WSU 5; Utah Tech 3. 2B - Cramer, C(3); Katschke, H.(2). HR - Shibley, A(2); Dodson, H.(1); Katschke, H.(2); Perez, A.(1). HBP - Hartman, M; Tallakson, C. SH - Royal, E.(1); Clark, C.(1). SB - Hartman, M 2(2); McDaniel, K.(1). CS - Kennel, E.

| Washington State | ip | h | r | er | bb | so | ab | bf | np | Utah Tech | ip | h | r | er | bb | so | ab | bf | np |
|-------------------|-----|---|---|----|----|----|----|----|----|-------------|-----|---|---|----|----|----|----|----|----|
| Jones, Spencer | 5.1 | 5 | 5 | 4 | 2 | 4 | 20 | 23 | 81 | Herman, C. | 5.0 | 6 | 3 | 3 | 1 | 3 | 20 | 22 | 75 |
| Wickersham, Kaden | 1.1 | 0 | 1 | 0 | 0 | 0 | 3 | 5 | 16 | Hardman, R. | 4.0 | 2 | 1 | 1 | 1 | 5 | 13 | 14 | 56 |
| Grillo, Chase | 1.1 | 2 | 1 | 1 | 0 | 2 | 6 | 6 | 23 | | | | | | | | | | |

Win - Hardman, R. (1-0). Loss - Jones, S (0-1). Save - None.
WP - Wickersham, K; Grillo, C. HBP - by Herman, C. (Hartman, M); by Wickersham, K (Tallakson, C). Inherited runners/scored: Wickersham, K 1/1; Grillo, C 1/1. Pitches/strikes: Jones, S 81/51; Wickersham, K 16/8; Grillo, C 23/12; Herman, C. 75/49; Hardman, R. 56/38.

Umpires - HP: Rob McKinley 1B



NATHAN CHOATE
HEAD COACH / FIRST YEAR

HEAD COACHING RECORD

| YEAR | SCHOOL | RECORD | POSTSEASON |
|-------------------|------------------|--------------------------------------|------------------------------|
| 2020 | Loyola Marymount | 8-8 | |
| 2021 | Loyola Marymount | 20-29 (13-14 WCC) | |
| 2022 | Loyola Marymount | 20-34-1 (14-13 WCC) | |
| 2023 | Loyola Marymount | 29-24 (21-6 WCC) | WCC Regular Season Champions |
| 2024 | Washington State | 3-1 (0-0 Pac-12) | |
| 6TH SEASON | | 80-96-1 (0-0 WSU, 0-0 Pac-12) | |

COACHING ACCOLADES

- 1 WCC REGULAR SEASON TITLE
- 25 MLB DRAFT PICKS
- 10 ALL-AMERICANS
- 2 COLLEGE WORLD SERIES APPEARANCES
- 3 TEAM USA PITCHERS
- 4 FRESHMAN ALL-AMERICANS
- 4 CONFERENCE PITCHERS OF THE YEAR
- 9 ALL-CONFERENCE PITCHERS
- 2023 WCC COACH OF THE YEAR

Washington State University named Nathan Choate as the 18th head baseball coach in program history, Director of Athletics Patrick Chun announced June 23.

Choate arrived at WSU after leading Loyola Marymount to a West Coast Conference title this past season while guiding the Lions to new heights in his four seasons leading the program. Choate was named the 2023 WCC Coach of the Year after leading LMU to their first outright regular season title in 25 years with a 29-24 mark including an impressive 21-6 record in conference play, four games ahead of second-place Portland, and swept four WCC series. Choate coached a pair of Lions to All-America honors while five players earned All-WCC honors in addition to the WCC Pitcher of the Year, Defensive Player of the Year and Freshman of the Year.

"WSU Baseball is our oldest and most storied program. Coach Nathan Choate is the exact fit we need to lead us into the next chapter of WSU Baseball," Chun said. "What he accomplished at LMU speaks for itself. His values and principles are aligned with WSU. We are excited to welcome Nathan, Lori and the Choate Family to Washington State University."

Choate's 2023 LMU club tallied road wins at Vanderbilt and Oklahoma State, claimed six WCC Pitcher of the Week honors, one WCC Player of the Week and the pitching staff finished their season ranked sixth nationally in walks per nine innings and 26th nationally in walk to strikeout ratio. Choate coached three all-conference pitchers in 2023 led by ace Diego Barrera who earned All-America honors after going 8-2 with 93 strikeouts and a 2.17 ERA while Khadim Diaw earned Freshman All-America honors after hitting .314 with eight home runs, 11 doubles, two triples, 33 RBI, 47 runs scored and 66 hits. In the classroom, the Lions closed the 2023 season with a 3.18 team GPA including 24 players with a 3.0 or higher.

Throughout his coaching career, Choate has accumulated 25 players drafted in the MLB Draft, seven of which have been selected in the top-10 rounds, 10 All-Americans, two College World Series appearances, three Team USA pitchers, four Freshman All-Americans, two Big West Freshman Pitchers of the Year, two WCC Pitchers of the Year and nine All-Conference Pitchers. In the 2017 season with San Diego his team finished sixth in the country in strikeouts and his 2019 Lion pitching staff to the 14th best ERA in the nation.

"My family and I couldn't be more excited to join the Washington State University family. Thank you to President Schulz, Pat Chun and Mitch Straub for the opportunity to lead the baseball program," Choate said. We look forward to earning the respect of past, current, and future Cougs, as well as the Pullman Community. Go Cougs!"

The 2021 season saw the Lions open up with 14 straight games against the Pac-12, winning two weekend series including a three-game sweep of Utah and a road series win at Washington. In addition to his success against the Pac-12, the Lions won six of the nine weekend series versus the WCC. On the offensive end, LMU led the conference in triples with 15 and were among the WCC leaders in stolen bases and stolen bases per game. On the mound, Choate produced one of the most lethal end of game pitchers in Holden Christian who was named to the 2021 ABCA/Rawlings NCAA Division I West All-Region Second Team, finishing the year with three wins, four saves, and an ERA of 0.97. The Lions pitching staff had 342 strikeouts and four members posted an ERA of 3.43 or below.

In 2020, his first season at the helm of the Loyola Marymount Lions, Choate went 8-8 winning three of his first four weekend series including a sweep of San Jose State. Under Choate's direction the Lions pitching staff posted an ERA of 4.07 had a strikeout-to-walk ratio of 2.61, which ranked third in the WCC.

Offensively, LMU led the WCC and ranked 25th nationally in stolen bases with 32 and set the school record for steals in a game with eight at UC Davis on March 1, 2020. Choate's aggressiveness on the bases was aided by the Lions discipline at the plate resulting in 84 free passes which also led the conference.

Choate's first win came in his first game leading LMU when they beat the Washington Huskies 7-1. In 2020 he also took part in the second-longest game in NCAA history in both time and length with a 24 inning, six hour and thirty minute contest on Feb. 28 – 29 at UC Davis. In the game LMU set the school record for at-bats with 79 and Trevin Esquerra tied the NCAA record and set the Lions record for at-bats with 11.

In 2019 the Lions finished with a 34-25 overall mark, won their first five series and secured a berth into the WCC Championship Tournament where they beat WCC regular season champions BYU before posting back-to-back victories over Saint Mary's to clinch their first WCC Championship Tournament Title. The Lions beat No. 24 Baylor and No. 11 UCLA in the NCAA Tournament before falling to the Bruins in the deciding game of the Los Angeles Regional. The Lions were able to nab six

All-WCC selections with Codie Paiva being named WCC Pitcher of the Year.

Prior to his hiring in 2019, Choate spent the previous two years as the pitching coach and recruiting coordinator at WCC-rival San Diego. While with the Toreros, Choate helped guide USD to a combined 58-50-1 record. In his first season with San Diego in 2017, Choate's staff struck out 9.7 batters per nine innings to record the sixth-best rate in the nation and lead the WCC. Torero ace, Nick Sprengel, went 9-1 to tie a program record for win percentage and was named to the All-WCC First team. Chris Murphy was named to the Freshmen All-American team after striking out 11.61 batters per nine innings - the fifth-best rate in a single-season in program history. In his two seasons, five Torero pitchers were selected in the MLB Draft, including right-hander Paul Richan by the Chicago Cubs in the second round of the 2018 June Draft.

Before coming to USD, Choate had been the pitching coach and recruiting coordinator at Grand Canyon University for five years. While at GCU, he helped lead the 'Lopes to a DII World Series appearance and a WAC Championship while the school was transitioning to DI. Considered one of the top recruiters in the nation, Choate also spearheaded a top-35 ranked recruiting class in 2015.


Prior to his time at Grand Canyon, Choate spent four years at UC Riverside, where he served as the Highlanders' pitching coach and recruiting coordinator, helping 11 pitchers get drafted by MLB clubs, including Joe Kelly and Matt Andriese. Before UCR, Choate was the pitching coordinator for UC Irvine, which finished fourth at the 2007 College World Series.

Choate pitched collegiately at Cal Poly for two seasons, where he was awarded the Jim Newkirk Fireman's Award, given to the team's best relief pitcher, in his junior and senior seasons. He also pitched two seasons at Santa Ana Junior College in 1998 and 1999, helping the Dons to a third-place national finish in 1999.


Choate and his wife Lori have four children, Kamdyn, Chance, Kyla and Kacey.



2024 COUGAR BASEBALL



1
Kyle Russell
INF



2
Ely Kennel
INF



3
Jack Lee
LHP



4
Logan Johnstone
OF




5
Alan Shibley
OF



6
Joey Kramer
INF



8
Crew Parke
INF



10
Griffen Sotomayor
C



11
Trey Cruz
INF



12
Jacob Morrow
C



13
Nick Lewis
LHP




15
Kooper Jones
C




19
Brandham Ponce
INF



20
Connor Wilford
RHP



21
Caleb Gray
1B



23
Max Hartman
OF



24
Jack Weise
INF



25
Casen Taggart
OF



27
Griffin Myers
C/1B




28
Spencer Jones
LHP




30
Will Cresswell
C




31
Kevin Haynes
RHP



32
Cole Cramer
INF



35
Kaden Wickersham
RHP



36
Liam Miller
LHP



37
Nate Swarts
OF



38
Jacob Gabler
RHP



39
Dylan Skolfeld
RHP



40
Giordano Mezzomo
LHP




41
Chase Grillo
RHP



42
Ty Schwaiger
RHP



43
Braiden Boyd
LHP




44
Grant Taylor
RHP



45
Ryan Orr
RHP



46
Carson Judd
LHP




49
Duke Brotherton
RHP



54
Rylan Haider
RHP




55
Andrew Baughn
RHP



57
Elias Farland
RHP



22
Nathan Choate
HEAD COACH



17
Joe Perez
ASSISTANT COACH




9
Quinn Hawksworth
FIRST BASE COACH



33
Eric Hutting
THIRD BASE COACH



Brandon Vial
DIRECTOR OF PLAYER
DEVELOPMENT



Austin Ames
DIRECTOR OF BASE-
BALL OPERATIONS



Jace Puckett
ATHLETIC TRAINER



Noah Langley
STRENGTH &
CONDITIONING



| BY POSITION (39) | |
|----------------------------|--------|
| Catchers | 5 |
| Infielders | 9 |
| Outfielders | 5 |
| Pitchers | 20 |
| LEFT-HANDED HITTERS (8) | |
| Trey Cruz | Jr. |
| Caleb Gray | So. |
| Max Hartman | So. |
| Logan Johnstone | RS-So. |
| Ely Kennel | So. |
| Griffin Myers | RS-So. |
| Alan Shibley | RS-Jr. |
| Casen Taggart | Jr. |
| RIGHT-HANDED HITTERS (11) | |
| Cole Cramer | Jr. |
| Will Cresswell | Jr. |
| Kooper Jones | Fr. |
| Joey Kramer | RS-Sr. |
| Jacob Morrow | Sr. |
| Crew Parke | Sr. |
| Kyle Russell | Sr. |
| Griffen Sotomayor | So. |
| Nate Swarts | Sr. |
| Brandham Ponce | Sr. |
| Jack Weise | Jr. |
| LEFT-HANDED PITCHERS (7) | |
| Braiden Boyd | Fr. |
| Spencer Jones | Sr. |
| Carson Judd | RS-Jr. |
| Jack Lee | So. |
| Nick Lewis | Fr. |
| Giordano Mezzomo | RS-So. |
| Liam Miller | So. |
| RIGHT-HANDED PITCHERS (13) | |
| Andrew Baughn | Sr. |
| Duke Brotherton | Sr. |
| Elias Farland | Sr. |
| Jacob Gabler | So. |
| Chase Grillo | RS-Sr. |
| Rylan Haider | RS-Fr. |
| Kevin Haynes | Sr. |
| Ryan Orr | So. |
| Ty Schwaiger | Fr. |
| Dylan Skolfield | Fr. |
| Grant Taylor | Sr. |
| Kaden Wickersham | Jr. |
| Connor Wilford | Sr. |
| BY CLASS | |
| Freshmen | 6 |
| Sophomores | 10 |
| Juniors | 8 |
| Seniors | 15 |
| BY STATE | |
| Arizona | 1 |
| Australia | 1 |
| California | 9 |
| Canada | 2 |
| Montana | 1 |
| New Mexico | 1 |
| New York | 1 |
| Nevada | 2 |
| Oklahoma | 2 |
| Oregon | 2 |
| Utah | 1 |
| Washington | 16 |

| NO. | NAME | POS | B/T | HT | WT | YR | EXP | MAJOR (*Interest) | HOMETOWN (PREVIOUS SCHOOLS) |
|-----|-------------------|------|-----|------|-----|--------|-----|-----------------------------------|--|
| 1 | Kyle Russell | INF | R/R | 6-2 | 206 | Sr. | 3V | Social Science | University Place, Wash. (Curtis HS) |
| 2 | Ely Kennel | INF | L/R | 5-11 | 193 | So. | TR | Finance* | Monmouth, Ore. (Santiam Christian HS/Oregon State) |
| 3 | Jack Lee | LHP | L/L | 6-0 | 205 | Sr. | 1V | Public Relations | Sydney, Australia (De La Salle Catholic College/CSU Bakersfield) |
| 4 | Logan Johnstone | OF | L/R | 5-11 | 188 | RS-So. | TR | Finance | Los Gatos, Calif. (Los Gatos HS/Gonzaga) |
| 5 | Alan Shibley | OF | L/R | 6-2 | 190 | RS-Jr. | RS | Social Sciences | Sapulpa, Okla. (Sapulpa HS/San Jacinto College) |
| 6 | Joey Kramer | INF | R/R | 6-0 | 200 | RS-Sr. | TR | Humanities | Rhonert Park, Calif. (Rancho Cotate HS/Santa Rosa JC/CSUN) |
| 8 | Crew Parke | INF | R/R | 5-9 | 165 | Sr. | TR | Humanities | Mesa, Ariz. (Westwood HS/Chandler Gilbert CC/Abilene Christian) |
| 10 | Griffen Sotomayor | C | R/R | 6-1 | 215 | So. | 1V | Business* | Turlock, Calif. (Turlock HS) |
| 11 | Trey Cruz | INF | L/R | 6-2 | 210 | Jr. | TR | Humanities | Pearl River, N.Y. (North Rockland HS/Harford CC) |
| 12 | Jacob Morrow | C | R/R | 6-1 | 205 | Sr. | 1V | Social Science | Warrenton, Ore. (Warrenton HS/Linn-Benton CC) |
| 13 | Nick Lewis | LHP | L/R | 6-0 | 186 | Fr. | HS | Undeclared | Corona, Calif. (Santiago HS) |
| 15 | Kooper Jones | C | R/R | 6-1 | 204 | Fr. | HS | Public Relations* | Pasco, Wash. (Richland HS) |
| 19 | Brandham Ponce | INF | R/R | 6-2 | 235 | Sr. | 1V | Social Sciences | Federal Way, Wash. (Federal Way HS/Big Bend CC) |
| 20 | Connor Wilford | RHP | L/R | 6-4 | 185 | Sr. | 1V | Advertising | San Clemente, Calif. (San Clemente HS/Cal Poly/Saddleback College) |
| 21 | Caleb Gray | 1B | S/R | 6-1 | 223 | So. | TR | Sport Management* | Spokane, Wash. (West Valley HS/Yakima Valley CC) |
| 23 | Max Hartman | OF | L/R | 6-3 | 196 | So. | 1V | Civil Engineering* | St. Albert, Alberta, Canada |
| 24 | Jack Weise | INF | R/R | 6-1 | 196 | Jr. | TR | Public Relations | Reno, Nev. (Bishop Manogue HS/Sierra College) |
| 25 | Casen Taggart | OF | L/R | 6-6 | 221 | Jr. | TR | Finance | Everett, Wash. (Everett HS/Centralia College) |
| 27 | Griffin Myers | C/1B | L/R | 6-4 | 216 | RS-So. | 1V | Finance | Pleasanton, Calif. (Amador Valley HS) |
| 28 | Spencer Jones | LHP | L/L | 6-4 | 235 | Sr. | 1V | Social Science | Salt Lake City, Utah (Olympus HS/Salt Lake CC) |
| 30 | Will Cresswell | C | R/R | 6-0 | 206 | Jr. | 2V | Kinesiology | Auburn, Wash. (Puyallup HS) |
| 31 | Kevin Haynes | RHP | R/R | 6-4 | 210 | Sr. | TR | Management Innovation and Change | Rocklin, Calif. (Granite Bay HS/Sacramento State) |
| 32 | Cole Cramer | INF | R/R | 6-1 | 190 | Jr. | TR | Sport Management | Arlington, Wash. (Arlington HS/Linn-Benton CC) |
| 35 | Kaden Wickersham | RHP | R/R | 6-1 | 181 | Jr. | TR | Psychology | Oklahoma City, Okla. (Southmoore HS/Hutchinson CC) |
| 36 | Liam Miller | LHP | L/L | 6-6 | 242 | So. | 1V | Finance | Rancho Palos Verdes, Calif. (Peninsula HS) |
| 37 | Nate Swarts | OF | R/R | 6-2 | 218 | Sr. | 4V | Kinesiology | Farmington, N.M. (Piedra Vista HS) |
| 38 | Jacob Gabler | RHP | R/R | 6-6 | 239 | So. | 1V | Business* | Edmonds, Wash. (Edmonds-Woodway HS) |
| 39 | Dylan Skolfield | RHP | R/R | 6-4 | 217 | Fr. | HS | Business* | Sammamish, Wash. (Eastlake HS) |
| 40 | Giordano Mezzomo | LHP | L/L | 6-1 | 225 | RS-So. | RS | Humanities | Vancouver, B.C. (Centennial Secondary/Cloud County CC) |
| 41 | Chase Grillo | RHP | R/R | 6-3 | 224 | RS-Sr. | 2V | PB - Social Science | Kennewick, Wash. (Kamiakin HS/Spokane Falls CC/Gonzaga) |
| 42 | Ty Schwaiger | RHP | R/R | 6-1 | 220 | Fr. | HS | Sport Management* | Whitefish, Mont. (Whitefish HS) |
| 43 | Braiden Boyd | LHP | L/L | 6-5 | 233 | Fr. | HS | Business* | Chelan, Wash. (Chelan HS) |
| 44 | Grant Taylor | RHP | R/R | 6-5 | 228 | Sr. | 4V | Construction Management | Murrieta, Calif. (Murrieta Valley HS) |
| 45 | Ryan Orr | RHP | R/R | 6-0 | 201 | So. | 1V | Undeclared | Tumwater, Wash. (Tumwater HS) |
| 46 | Carson Judd | LHP | L/L | 6-3 | 189 | RS-Jr. | TR | Management Innovation and Change | Spokane, Wash. (Central Valley HS/Yakima Valley CC) |
| 49 | Duke Brotherton | RHP | R/R | 6-5 | 217 | Sr. | 3V | Marketing | Mercer Island, Wash. (Mercer Island HS) |
| 54 | Rylan Haider | RHP | R/R | 6-2 | 200 | RS-Fr. | RS | Environmental & Ecosystem Science | Olympia, Wash. (Olympia HS) |
| 55 | Andrew Baughn | RHP | R/R | 6-3 | 215 | Sr. | 1V | Finance | Las Vegas, Nev. (College of Southern Idaho) |
| 57 | Elias Farland | RHP | R/R | 6-5 | 231 | Sr. | 3V | Criminal Justice | Longview, Wash. (R.A. Long HS) |


HEAD COACH | 22 Nathan Choate (1st Season) - Pitching Coach
 ASSISTANT COACH / RECRUITING COORDINATOR | 17 Joe Perez (1st Season)
 ASSISTANT COACH | 9 Quinn Hawksworth (1st Season) - First Base Coach
 ASSISTANT COACH | 33 Eric Hutting (1st Season) - Third Base Coach
 DIRECTOR OF PLAYER DEVELOPMENT | Brandon Vial (1st Season)
 DIRECTOR OF BASEBALL OPERATIONS | Austin Ames (1st Season)
 STRENGTH AND CONDITIONING | Noah Langley (3rd Season)
 EQUIPMENT MANAGER | Nate Weber (17th Season)
 ATHLETIC TRAINER | Jace Puckett (2nd Season)
 STUDENT ASSISTANT (Data Analytics) | Zachary Nyhusmoen (3rd Season)
 STUDENT ASSISTANT (Event Operations/Alumni Relations) | Megan Swenson (3rd Season)
 STUDENT ASSISTANT | Avery Anderson (1st Season)
 STUDENT MANAGER | Ty Waterman (2nd Season)
 STUDENT MANAGER | Jacob McKeon (1st Season)

PRONUNCIATIONS
 #8 Crew PARKE PARK
 #10 Griffen SOTOMAYOR SOTO-MY-ORR
 #19 BRANDHAM PONCE BRANDOM / PAWNCE
 #24 Jack WEISE WISE
 #25 CASEN Taggart KAY-SEN
 #38 Jacob GABLER GABE-LER
 #40 GIORDANO MEZZOMO JOR-DAHNO / MEZ-ZO-MO
 #41 Chase GRILLO GRILL-LOW
 #42 Ty SCHWAIGER SHWAG-GER
 #54 Rylan HAIDER HY-DER
 #57 ELIAS FARLAND E-LY-US FAR-LAND



2024 COUGAR BASEBALL

COUGAR BASEBALL COMPLEX



- \$10 million clubhouse facility
- State-of-the-art locker room and players lounge
- Team meeting room, coaches suites
- 1,5000 square-foot weight room
- Athletic training, equipment room and nutrition center
- Cougar Baseball Heritage Area
- New Bailey-Brayton Field entrance

