



MISSOURI

2024 BASEBALL GAME NOTES



MIZZOU STRATEGIC COMMUNICATIONS • 1 CHAMPIONS DRIVE SUITE 200, COLUMBIA, MO 65211 • MUTIGERS.COM

2024 SCHEDULE/RESULTS

FEBRUARY (4-4)

16	at Cal Poly	L, 2-3
16	at Cal Poly	W, 3-1
17	at Cal Poly	W, 12-8
22	vs Cal State Bakersfield*	W, 6-3
23	at San Diego State*	L, 3-10
24	at UC San Diego*	L, 4-8
24	at UC San Diego*	W(11), 5-4
27	SOUTHEAST MISSOURI	L(8), 3-8

MARCH (5-7)

1	NORTHERN KENTUCKY	L, 1-3
2	NORTHERN KENTUCKY	W, 28-10
3	NORTHERN KENTUCKY	L, 15-16
5	LINDENWOOD	W, 5-4
8	PURDUE FORT WAYNE	L, 7-9
9	PURDUE FORT WAYNE	L, 7-9
9	PURDUE FORT WAYNE	W(8), 11-1
10	PURDUE FORT WAYNE	W, 20-2
12	at Kansas	W(10), 5-4
15	at (1) Arkansas*	L, 0-8
16	at (1) Arkansas*	L, 0-6
17	at (1) Arkansas*	L, 1-9
19	vs Kansas#	6 p.m.
22	KENTUCKY*	6 p.m.
23	KENTUCKY*	3 p.m.
24	KENTUCKY*	11 a.m.
26	vs. Illinois@	6 p.m.
28	at Vanderbilt*	6 p.m.
29	at Vanderbilt*	6 p.m.
30	at Vanderbilt*	1 p.m.

APRIL (0-0)

2	UT MARTIN	6 p.m.
3	UT MARTIN	3 p.m.
5	FLORIDA*	6 p.m.
6	FLORIDA*	3 p.m.
7	FLORIDA*	1 p.m.
9	SIU EDWARDSVILLE	6 p.m.
11	at Georgia*	6 p.m.
12	at Georgia*	5 p.m.
13	at Georgia*	2:30 p.m.
16	at Missouri State	6:30 p.m.
19	LSU*	7 p.m.
20	LSU*	4 p.m.
21	LSU*	2 p.m.
23	MISSOURI STATE	6 p.m.
25	at Tennessee*	6 p.m.
26	at Tennessee*	5:30 p.m.
27	at Tennessee*	11 a.m.
30	LINDENWOOD	6 p.m.

MAY (0-0)

3	SOUTH CAROLINA*	6 p.m.
4	SOUTH CAROLINA*	3 p.m.
5	SOUTH CAROLINA*	1 p.m.
10	AUBURN*	6 p.m.
11	AUBURN*	3 p.m.
12	AUBURN*	1 p.m.
16	at Mississippi State*	6 p.m.
17	at Mississippi State*	6 p.m.
18	at Mississippi State*	2 p.m.
21-26	at SEC Tournament%	TBD

* Tony Gwynn Legacy; * SEC game; # at Kansas City, Mo.; @ at Sauget, Ill.; % 2024 SEC Tournament (Hoover, Ala.)



MISSOURI

9-11

VS

KANSAS

10-8

MARCH 19 • 6 P.M. (CDT) • KAUFFMAN STADIUM • KANSAS CITY, MO.



MISSOURI TIGERS

Head Coach: Kerrick Jackson
Record at MU: 9-11 (1st)
Overall Record: 85-106 (5th)



KANSAS JAYHAWKS

Head Coach: Dan Fitzgerald
Record at KU: 35-40 (2nd)
Overall Record: same

SERIES INFORMATION

Facility: Kauffman Stadium (37,903)
Location: Kansas City, Mo.
Date: Tuesday, March 19
First Pitch: 6 p.m. (CDT)
Listen: Tiger Radio Network (Tex Little/Matt Michaels) Varsity Network App (search 'Missouri')
Live Stats: Mizzou.Statbroadcast.com
Series Record: MU leads 220-129-2

PROJECTED STARTING PITCHERS

MISSOURI

RHP [54] **Josh McDevitt** (6-2, 195, Fr., Effingham, Ill.)
 0-0, 3.60 ERA | 5 G/0 GS, 5.0 IP, 5 H, 2 ER, 2 BB, 8 K

KANSAS

LHP [57] **Evan Shaw** (6-4, 205, Jr., Fridley, Minn.)
 0-0, 8.68 ERA | 7 G/1 GS, 9.1 IP, 12 H, 10 ER, 7 BB, 16 K

LEADING OFF

- **University of Missouri** renews one of its oldest and most frequently contested rivalries Tuesday (March 19) when it meets the Kansas Jayhawks at Kauffman Stadium in Kansas City.
- Tuesday's game will mark the 352nd all-time meeting of the teams, making KU the Tigers most frequent opponent.
- It will be the sixth meeting of the Tigers and Jayhawks at Kauffman Stadium, home of the Kansas City Royals.
- Kansas claimed the first four matchups with the Tigers in KC (2008, 2009, 2010 and 2011), before Mizzou won an 8-3 decision last March at Kauffman as part of its season sweep of KU.
- Mizzou is looking for its fifth straight win over KU after taking the first meeting of the season series, 5-4 in 10 innings, last Tuesday (March 12) in Lawrence.

FOLLOW THE ACTION

- Every Missouri baseball game in 2024 will be produced by the **Tiger Radio Network** and streamed live via the **Varsity Network** app, with **Tex Little** and **Matt Michaels** once again handling broadcast duties.
- Fans can follow the Tigers online by visiting **MUTigers.com**, or through social media via X (@MizzouBaseball), Instagram (@Missouri_Baseball) and Facebook (MizzouBaseball).

NO.	NAME (B/T)	POS	HT	WT	YR	HOMETOWN	G	AVG	R	H	HR	RBI	SB
24	Jedier Hernandez (R/R)	C	6-0	200	Jr.	Trenton, N.J.	12	.319	11	15	1	11	1
12	Justin Colon (R/R)	3B	6-3	180	Jr.	Carolina, Puerto Rico	11	.242	7	8	1	9	3
4	Matt Garcia (L/R)	SS	6-0	190	Gr.	Orlando, Fla.	9	.250	7	8	0	6	2
19	Trevor Austin (R/R)	2B	5-10	188	Sr.	Jefferson City, Mo.	20	.314	18	22	7	16	0
18	Jackson Lovich (R/R)	1B	6-4	192	So.	Overland Park, Kan.	20	.333	18	25	5	19	3
10	Jackson Beaman (R/R)	RF	6-1	230	So.	Lincoln, Mo.	14	.281	14	9	3	13	0
20	Kaden Peer (L/R)	CF	6-2	185	Fr.	Chesterfield, Mo.	11	.222	8	8	0	8	1
8	Tucker Moore (S/R)	LF	6-1	198	RFr.	Castle Rock, Colo.	18	.246	15	17	1	4	2
17	Thomas Curry (R/R)	DH	5-11	230	Fr.	Hartland, Wis.	16	.273	16	15	3	15	0

3	Danny Corona (L/R)	INF	6-3	215	Jr.	Brooklyn, N.Y.	15	.163	3	8	0	4	1
6	Jeric Curtis (R/R)	OF	6-0	170	So.	Cypress, Texas	13	.234	3	11	0	4	5
7	Drew Culbertson (R/R)	INF	6-0	180	Fr.	Greenwood, Ind.	14	.255	9	12	1	2	4
88	Mateo Serna (S/R)	C	6-0	195	Fr.	Doral, Fla.	9	.200	3	6	1	6	0

NO.	NAME (B/T)	HT	WT	YR	G/GS	W-L	S	IP	H	K/BB	BAA	ERA
54	Josh McDevitt (R/R)	6-2	195	Fr.	5/0	0-0	0	5.0	5	8/2	.263	3.60

38	Bryce Mayer (R/R)	6-3	210	Jr.	5/4	0-4	0	20.2	21	19/9	.259	9.15
35	Daniel Wissler (L/L)	6-2	185	So.	6/3	2-1	0	16.1	17	14/4	.270	4.96
13	Jacob Peaden (R/R)	6-2	200	Gr.	7/0	1-1	3	14.0	16	11/5	.296	5.14
23	Ian Lohse (L/L)	6-0	199	Sr.	6/0	0-1	0	10.1	12	11/5	.279	6.97
25	Brock Lucas (R/R)	6-3	229	So.	5/0	2-0	1	10.2	11	7/6	.256	3.38
26	Ryan Magdic (L/L)	6-5	240	Gr.	5/0	0-0	0	10.0	7	14/3	.194	2.70
39	Charlie Miller (R/R)	6-3	185	Fr.	8/0	0-0	0	7.2	5	11/7	.192	2.35
41	Nic Smith (L/L)	6-3	198	So.	7/0	0-1	0	5.2	9	4/8	.409	9.53
47	Ben Pedersen (R/R)	6-6	210	Gr.	5/0	0-0	1	5.0	4	4/2	.250	3.60

MEDIA INFORMATION

CREDENTIALS

Media credentials will be issued to members of the working media only. Children, spouses and other non-workers are prohibited. Media members should request credentials by emailing Associate Director of Strategic Communications **Eric Doennig** at least one calendar day prior to each midweek game or weekend series. All credentials will be available for pickup at the main gate to Taylor Stadium.

INTERVIEW POLICY

Missouri head coach **Kerrick Jackson** and select players will meet the media following each home game at Taylor Stadium.

Postgame interviews will be conducted in the team meeting room, located in the McArtor Baseball Facility down the left field line. Media members should meet a member of the Mizzou Strategic Communications staff at the entrance behind the left field concourse.

INTERNET/WIFI

High speed wireless Internet is available throughout Taylor Stadium. Ethernet lines are provided for visiting radio broadcasts. WiFi login information is available in the Taylor Stadium pressbox.

STATS/ROSTERS/NOTES

Mizzou baseball information, including stats, box scores, team rosters and game notes are available at MUTigers.com as they become available. In an effort to limit our waste, hard copies of game notes, stat packs and media guides will not be distributed to media on game days.

Starting lineups and live stats are available through Mizzou.Statbroadcast.com.

MIZZOU STRATEGIC COMMUNICATIONS

For all media requests, contact Associate Director of Strategic Communications Eric Doennig at least 24 hours in advance.

Eric Doennig

Associate Director of Strategic Communications

Office Phone: 573-884-8519

Cell Phone: 417-430-6680

Email: ericdoennig@missouri.edu

Vince Lewis

Student Assistant

FOLLOW THE TIGERS

Website
MUTigers.com

X/Twitter
@MizzouBaseball

IG
@Missouri_Baseball

Facebook
MizzouBaseball



2024 MIZZOU BASEBALL ROSTER

NO.	NAME	YR.	POS.	B/T	HT.	WT.	HOMETOWN / PREVIOUS
1	Juju Stevens	OF	6-0	180	R/R	Jr.	Woodbridge, Conn. / Amity HS
3	Danny Corona	INF	6-3	215	L/R	Jr.	Brooklyn, N.Y. / Wake Forest
4	Matt Garcia	INF	6-0	190	S/R	Gr.	Orlando, Fla. / Bethune-Cookman
5	Brock Daniels	INF	6-1	195	L/R	So.	St. Louis, Mo. / Oklahoma
6	Jeric Curtis	OF	6-0	170	R/R	So.	Cypress, Texas / Texas Tech
7	Drew Culbertson	INF	6-0	180	R/R	Fr.	Greenwood, Ind. / Center Grove HS
8	Tucker Moore	C	6-1	198	S/R	RFr.	Castle Rock, Colo. / Douglas County HS
10	Jackson Beaman	OF	6-1	230	R/R	So.	Lincoln, Mo. / Lincoln HS
11	Jack Holubowski	INF	6-2	205	R/R	Fr.	Chesterfield, Mo. / Marquette HS
12	Justin Colon	INF	6-3	180	R/R	Jr.	Carolina, Puerto Rico / Monteverde Acad.
13	Jacob Peaden	RHP	6-2	200	R/R	Gr.	Greenville, N.C. / Davidson
14	Isaiah Frost	OF	5-11	197	L/L	Jr.	Lee's Summit, Mo. / Blue Springs South HS
17	Thomas Curry	C	5-11	230	R/R	Fr.	Hartland, Wis. / Arrowhead HS
18	Jackson Lovich	INF	6-4	192	R/R	So.	Overland Park, Kan. / Blue Valley West HS
19	Trevor Austin	INF/OF	5-10	188	R/R	Sr.	Jefferson City, Mo. / Helias HS
20	Kaden Peer	OF	6-2	185	L/R	Fr.	Chesterfield, Mo. / CBC HS
22	Kadden Drew	LHP	6-2	210	R/L	Jr.	Scottsdale, Ariz. / Paradise Valley CC
23	Ian Lohse	LHP	6-0	199	L/L	Sr.	St. Louis, Mo. / Marquette HS
24	Jedier Hernandez	C	6-0	200	R/R	Jr.	Trenton, N.J. / Seton Hall
25	Brock Lucas	RHP	6-3	229	R/R	So.	St. Elizabeth, Mo. / St. Elizabeth HS
26	Ryan Magdic	LHP	6-5	240	L/L	Gr.	Beamsville, Ontario / Florida Southern
27	Tyler Macon	INF	5-11	175	R/R	Fr.	Kirkwood, Mo. / Kirkwood HS
28	RJ Jimerson	OF	5-10	185	R/R	So.	Chicago, Ill. / Memphis
30	Carter Rustad	RHP	6-4	194	R/R	5th	Kansas City, Mo. / San Diego
32	Kaden Jacobi	RHP	6-3	220	R/R	Jr.	O'Fallon, Mo. / St. Charles CC
35	Daniel Wissler	LHP	6-2	185	L/L	So.	O'Fallon, Mo. / Fort Zumwalt West HS
38	Bryce Mayer	RHP	6-3	210	R/R	Jr.	Marthasville, Mo. / St. Charles CC
39	Charlie Miller	RHP	6-3	185	R/R	Fr.	Lohman, Mo. / Russellville HS
40	Victor Quinn	RHP	6-1	217	R/R	Jr.	O'Fallon, Mo. / Oregon State
41	Nic Smith	LHP	6-3	198	L/L	So.	Jamestown, Tenn. / Alvin C. York Institute
43	Javyn Pimental	LHP	6-3	220	L/L	Jr.	Kane'ohe, Hawai'i / Arizona
44	Xavier Lovett	RHP	6-0	190	R/R	Jr.	Houston, Texas / Memphis
47	Ben Pedersen	RHP	6-6	210	R/R	Gr.	Duluth, Minn. / Duluth Marshall HS
48	Logan Lunceford	RHP	6-0	180	R/R	So.	Edmond, Okla. / Santa Fe HS
50	Ben Smith	RHP	6-2	195	R/R	Fr.	Springfield, Mo. / Springfield Catholic HS
54	Josh McDevitt	RHP	6-2	195	R/R	Fr.	Effingham, Ill. / Effingham HS
58	Miles Garrett	RHP	5-10	165	R/R	Jr.	Stone Mountain, Ga. / Vanderbilt
88	Mateo Serna	C	6-0	195	S/R	Fr.	Doral, Fla. / American Heritage HS

COACHING STAFF

Head Coach: 45 Kerrick Jackson (1st season, 6th overall at Mizzou)

Assistant Coach: 0 Jabari Brown (1st season)

Assistant Coach: 9 Tim Jamieson (1st season, 29th overall at Mizzou)

Assistant Coach: 2 Bryson LeBlanc (1st season)

Director of Operations: Alex Barton (3rd season)

Director of Player Development: Joseph Dattoli (1st season)

Director of Player Personnel: Jose Carballo (1st season)

Graduate Assistant: Anthony Hansen (1st season)

Athletic Trainer: Kyle Holland (1st season)

Assistant Director of Athletic Performance: John Grundy (1st season)

PRONUNCIATIONS

6	Jeric CurtisJAIR-ick	32	Kaden Jacobijuh-COE-bee
11	Jack Holubowskihall-uh-BOW-ski	43	Javyn PimentalJAY-vin pim-en-tall
12	Justin ColonCuh-LOAN	48	Logan LuncefordLUNTZ-fuhrd
13	Jacob PeadenPEE-dun	88	Mateo Sernamuh-TAY-oh SIR-nuh
18	Jackson LovichLOW-vitch			
23	Ian LohseLOW-see			
24	Jedier HernandezJAY-dee-ear			
26	Ryan Magdicmag-DEESH			
30	Carter RustadREW-stadd			

QUICK FACTS

Name of School University of Missouri
 City/Zip Columbia, Mo., 65205
 Founded 1839
 Enrollment 30,667
 Nickname / Colors Tigers / Black & Gold
 Stadium Taylor Stadium at Simmons Field
 Capacity 3,031
 Affiliation / Conference NCAA Division I / SEC
 President / Chancellor Mun Y. Choi
 Faculty Athletics Representative Pamela Bruzina
 Interim Director of Athletics Marcy Girton
 Ticket Office Phone 1-800-CAT-PAWS

HISTORY

First Year of Baseball 1891
 All-Time Record (131 years) 2,425-1,704-21 (.587)
 All-Time SEC Record (12 years) 98-196-1 (.334)
 Postseason Appearances 22
 Last Postseason Appearance 2012
 College World Series Appearances 6
 Last College World Series Appearance 1964
 Regular Season Conference Titles 21
 Last Conference Title 1996 (Big 8)
 Conference Tournament Titles 3
 Last Conference Tournament Title 2012 (Big 12)

COACHING / SUPPORT STAFF

Head Coach Kerrick Jackson
 Alma Mater Nebraska, '99
 Record at Mizzou / Years 9-11 (.450) / 1st
 Overall Record / Years 85-106 (.445) / 5th
 Assistant Coach / Pitching Tim Jamieson
 Alma Mater New Orleans, '81
 Assistant Coach / Hitting Bryson LeBlanc
 Alma Mater Missouri, '06
 Assistant Coach Jabari Brown
 Alma Mater Claflin, '16
 Director of Player Personnel Jose Carballo
 Alma Mater Bethune-Cookman, '16
 Director of Player Development Joseph Dattoli
 Alma Mater Southern, '20
 Director of Baseball Operations Alex Barton
 Alma Mater Missouri, '19
 Graduate Assistant Anthony Hansen
 Alma Mater William Jewell, '22

TEAM INFORMATION

2023 Record 30-24
 SEC Record / Finish 10-20 / 7th-Eastern
 Letterwinners Returning / Lost 18 / 16
 Starters Returning / Lost 3 / 7
 Pitchers Returning / Lost 10 / 6
 Newcomers 20

MIZZOU MOMENT

March 19, 2017...Mizzou completed a three-game road SEC series sweep of Alabama with a 9-5 win over the Crimson Tide, matching the Tigers' program record with its 19th consecutive victory.

The victory moved Mizzou's record to 19-1, marking the best start in school history. The sweep of Alabama marked just the third series sweep for Mizzou since joining the league in 2013.

The Tigers, who would ultimately run their streak to 20 straight victories, pulled out the victory thanks to a three-run fifth inning after Alabama rallied from an early four-run deficit to tie the game on two separate occasions. Mizzou's critical fifth-inning outburst was sparked by **Connor Brumfield's** two-out, two-run single. **T.J. Sikkema** closed the door from there, throwing the final 3.1 innings, striking out five with no runs, earning his third save of the season.

SERIES MATCHUP

BATTING	AVG	OPS	G	AB	R	H	2B	3B	HR	RBI	TB	SLG%	BB	HBP	SO	GDP	OB%	SF	SH	SB			
Missouri	.263	.828	20	658	138	173	38	3	25	127	292	.444	95	39	191	8	.384	8	8	24			
Kansas	.292	.895	18	599	127	175	43	2	25	125	297	.496	92	22	113	15	.399	11	1	9			
PITCHING	ERA	WHIP	W-L	G	CG	SH	SV	IP	H	R	ER	BB	SO	2B	3B	HR	AB	BAA	WP	HBP	BK	SFA	SHA
Missouri	5.79	1.45	9-11	20	0	0	5	171.0	178	126	110	70	164	34	7	25	867	.267	27	31	2	12	10
Kansas	4.21	1.43	10-8	18	0	0	1	156.0	146	95	73	77	164	25	6	10	598	.244	11	22	1	2	6

SERIES HISTORY

- Tuesday's game will mark the 352nd meeting of the Tigers and Jayhawks.
- Mizzou holds a 220-129-2 all-time edge over KU.
- Last year, the Tigers claimed an 8-3 win over KU at Kauffman Stadium (March 22) in Kansas City, before finishing the season sweep with a 9-7 victory in Columbia (May 2).
- After pulling out a 5-4 win in 10 innings last Tuesday (March 12) in Lawrence, the Tigers have won the last four meetings in the series dating back to 2022.
- Mizzou is 7-6 all-time vs. the Jayhawks on neutral fields.

SCOUTING MISSOURI

- Missouri posted a 30-24 regular-season finish last spring, including a 10-20 SEC mark.
- Kerrick Jackson** was named the 15th head coach in Mizzou history in June, returning to Columbia to lead a program for which he served as an assistant coach from 2011-15 under Mizzou Hall of Fame head coach (and current pitching coach) **Tim Jamieson**.
- The Tigers return three regular starters from last season, led by senior INF/OF **Trevor Austin**, who batted .311 with eight homers and 10 steals to help bolster the MU offense.
- Senior INF **Matt Garcia** turned in a solid debut season with the Tigers, providing clutch hitting and lock-down defense on the MU infield.
- Additionally, junior INF **Justin Colon** returns for Mizzou and earning significant playing time at shortstop over each of his first two seasons in Columbia.
- MU should also receive a lift from sophomore INF **Jackson Lovich** and junior OF **Juju Stevens**, who each made key contributions in limited duty in 2023.
- Several newcomers could also make early contributions, including junior INF **Danny Corona**, who helped Wake Forest to a 2023 College World Series berth, C **Jedier Hernandez**, a standout behind the plate for Seton Hall the last two seasons, and sophomore OF **Jeric Curtis**, a Texas Tech transfer who brings significant speed to the Tiger outfield and batting order.
- On the mound, sophomore RHP **Logan Lunceford** is back to help anchor Mizzou's weekend rotation after posting 68 strikeouts to lead all SEC freshman hurlers last spring.
- Junior LHP **Javyn Pimental** also contributed mightily to the Tigers' mound efforts in 2023, making eight starts for the Tigers.
- Mizzou should also benefit from the potential return of a pair of veterans who missed significant time last spring; LHP **Ian Lohse** and RHP **Carter Rustad** missed significant portions of 2023 due to injury following promising starts to the campaign.
- New arms like RHP **Xavier Lovett** and RHP **Bryce Mayer** could compete for starting rotation spots, while RHP **Jacob Peaden** may give the back end of the Tigers' bullpen a strong presence.

MIZZOU BY THE NUMBERS

- Missouri is coming off a 30-win campaign last spring, which marked the 20th time the Tigers reached the 30-win plateau in the last 30 seasons, as well as the 35th time overall.
- 1B Jackson Lovich** leads the Tigers with 19 RBIs and a .333 batting mark. The sophomore saw his career-best 13-game hit streak come to an end Saturday at No. 1 Arkansas.

- Lovich reached base safely via a hit or walk in the Tigers' first 18 contests of the season before that streak ended Saturday as well.
- During the course of his 13-game hit streak, Lovich batted .388 (19-for-49).
- LHP **Daniel Wissler** has allowed two runs of fewer in all three of his starts this season, including last Tuesday vs. KU when he scattered two earned runs and three hits over his 4.0 frames.
- SS **Matt Garcia** has a pair of multi-hit games since returning from injury March 2.
- OF **Tucker Moore** has hits in 10 of his last 13 games and has reached safely in 15 of his 18 games as a Tiger.
- LHP **Javyn Pimental** has fanned at least five batters in three of his four outings to date, including a career-best nine punchouts vs. Purdue Fort Wayne (March 9).
- Pimental was lights-out vs. No. 1 Arkansas on Saturday, holding the Hogs hitless through four innings and striking out four in 5.0 shutout innings. The Hawaii native has 21 K's and just three walks in 17.2 innings this season.
- INF **Justin Colon** registered his first four-hit game as a Tiger vs. Northern Kentucky (March 3). The junior also posted career bests for runs scored (4) and RBIs (5) vs. NKU.
- 2B **Trevor Austin** leads the club with seven home runs after bingeing on Purdue Fort Wayne pitching with four round-trippers in four games, March 8-10.
- Austin has been red-hot in the month of March, hitting .378 (14-for-37) with four homers and 12 RBIs, as well as an OPS of 1.405. He has also reached base safely in 12 consecutive contests in March.
- OF **Jackson Beaman** has been lethal at the plate over the same stretch as well, batting .348 (8-for-23) with three homers, 13 RBIs and a club-leading .556 on-base percentage.
- LHP **Ryan Magdic** has proven to be a valuable weapon out of the bullpen, logging three scoreless two-inning outings to date. The graduate transfer has struck out at least three hitters in four of his five appearances.
- RHP **Charlie Miller** has been equally as dominant from the right side, recording six scoreless appearances and four hitless outings in eight total games.
- Miller has limited the opposition to a club-best .192 batting average and is tied for 10th in the SEC in total appearances (8).
- C **Jedier Hernandez** has gunned down three would-be basestealers on the season.
- Fellow C **Mateo Serna** has hits in each of his last four games dating back to March 5.
- RHP **Ben Pedersen** logged three consecutive scoreless relief outings as part of his return from a two-year absence due to injuries. The 6-foot-6 Minnesota native notched his first collegiate save in last Tuesday's 10-inning victory over Kansas.
- OF **Thomas Curry** enjoyed a debut to remember in Missouri's season-opening series at Cal Poly (Feb. 16-17), as the freshman paced all Mizzou hitters with his .444 average, while homering and driving in four runs.
- RHP **Carter Rustad** notched career victory No. 15 March 9 with 6.0 strong innings in MU's win over PFW.
- As a team, Mizzou has been hit by 39 pitches this season, good for sixth in the SEC.
- RHP **Jacob Peaden** ranks third in the SEC in both saves (3) and games finished (6).
- The Tigers rank sixth in the conference in stolen bases (24) as well, led by OF **Jeric Curtis'** five steals.
- Curtis was the Tigers' top hitter last week, going 3-for-9 with hits in each of his three games.

SEC STANDINGS

EASTERN DIVISION					
SCHOOL	SEC	SEC%	OVERALL	H	A
Vanderbilt	3-0	1.000	18-3	15-3	0-0
Kentucky	3-0	1.000	17-3	12-2	3-0
Florida	2-1	.667	12-7	9-5	3-2
Tennessee	1-2	.333	18-3	15-0	1-2
South Carolina	1-2	.333	15-5	13-1	2-3
Georgia	0-3	.000	17-4	14-1	1-3
Missouri	0-3	.000	9-11	4-5	4-6

*Through March 17

WESTERN DIVISION					
SCHOOL	SEC	SEC%	OVERALL	H	A
Arkansas	3-0	1.000	17-2	15-1	0-0
Alabama	2-1	.667	17-3	14-1	2-1
Mississippi State	2-1	.667	15-6	13-5	0-0
Ole Miss	2-1	.667	15-6	12-4	3-2
Texas A&M	1-2	.333	18-2	13-0	2-2
LSU	1-2	.333	17-4	11-2	3-2
Auburn	0-3	.000	13-6	9-2	0-3

SCOUTING KANSAS

- Under second-year head coach **Dan Fitzgerald**, the Jayhawks are off to a 10-8 overall start with a 3-3 mark in Big 12 Conference play after dropping two of three games at Cincinnati over the weekend.
- The Jayhawks are hitting .292 as a team, led by INF Kodye Shojinaga with his .346 average and 17 RBIs.
- Additionally, the duo of OF **Lenny Ashby** and C **Jake English** (.321) has combined for 11 home runs and 28 RBIs to lead KU.
- On the hill, KU has fashioned a 4.21 ERA, led by RHP **Dominic Voegelé's** 2.08 mark.
- RHP **Hunter Cranton** has been KU's most dependable arm out of the bullpen, logging seven consecutive scoreless outings to start the season.

DIGGING THE LONG BALL

- Mizzou's offense has picked up right where it left off last spring, clubbing 25 home runs through its first 20 contests.
- Eleven different Tigers have homered in the first 20 games, continuing a recent trend that was evident in 2023, when 14 different Tigers hit at least one homer.
- The Tigers are 7-6 when hitting at least one home run and 2-5 when they fail to go deep.
- 2B **Trevor Austin** and 1B **Jackson Lovich** have powered the early attack for MU. Austin clubbed three homers in four games at the Tony Gwynn Legacy series (Feb. 22-24), then pounded four balls out of the yard in MU's four-game series with PFW (March 8-10).
- Lovich blasted his fifth homer of the season March 10 vs. PFW.
- Austin has produced a pair of two-homer games, first in a 6-3 win over CSUB (Feb. 22), as well as the Tigers' 11-1 victory over PFW on March 9.
- Two Tigers — SS **Drew Culbertson** and OF **Isaiah Frost** — hit their first collegiate home runs as part of a three-homer barrage by the Tigers in the second inning vs. CSUB.
- In their last 33 games (since April 29, 2023), 19 different Tigers have combined to hit 58 homers.
- In their last 16 games at Taylor Stadium, the Tigers have gone deep 42 times.
- MU clubbed 79 homers in 2023, which represented the program's top total since the 1998 squad blasted a school-record 110 bombs.
- Mizzou reached the 75-home run plateau on just four previous occasions — 1998, 1988, 1986 and 1985.

HOME COOKIN'

- Mizzou has found the friendly confines of Taylor Stadium much to its liking over a recent offensive surge spanning the last seven home games of the 2023 campaign and its first nine home contests of the new season.

- Since May 2 of last year, the Tigers have hit .335 as a team while homering 42 times and averaging 11.0 runs per outing.
- Over the same stretch, Mizzou has scored in double-digits nine times and registered at least 10 hits 10 times in going 10-6 at Taylor.
- 2B **Trevor Austin** has been the key linchpin in the Tigers' power surge at Taylor, clubbing seven of MU's 42 home runs over the 16-game span.

RUSTAD RISING

- RHP **Carter Rustad** has been one of the Tigers' most consistent hurlers, turning in four starts in which he has allowed three earned runs or less to start the year.
- Rustad has registered wins in three of his five starts, hiking his career win total to 15, including his nine victories at San Diego (2020-21).
- Against Purdue Fort Wayne (March 10), the Kansas City product eclipsed his Mizzou career high with eight strikeouts while allowing just one unearned run on four hits over 6.0 innings. His strikeout total was just one shy of his overall career best (9 on March 7, 2020).
- The right-hander was lights-out in Mizzou's first win of the season, a 3-1 decision over Cal Poly (Feb. 16), permitting just one hit over 5.0 shutout innings.
- Rustad's total of three wins is tied for 10th in the SEC, while his 15 career wins rank eighth among all active league pitchers.

LOVIN' LOVICH

- 1B **Jackson Lovich** saw his career-best 13-game hit come to an end Saturday at No. 1 Arkansas.
- The sophomore from Overland Park, Kan., batted .388 (19-for-49) with four of his five home runs on the

MIZZOU CAREER HIT BY PITCH

NO.	PLAYER	YEARS	HBP
1.	John McKee	2004-07	70
2.	John Hay	1989, 91-93	51
3.	Jacob Priday	2005-08	43
4.	Trevor Austin	2021-pr	37
5.	Brock Bond	2006-07	36
	Dane Opel	2010-13	36
7.	Ryan Stegall	1999-01	34
8.	Conner Mach	2009-12	33
	Luke Mann	2019-23	33
10.	Ryan Ampleman	2009-11	32
	Trey Harris	2015-18	32
	Jayce Tingler	2000-03	32

* HBP totals available beginning with 1979 season

MIZZOU RECORD WHEN...

at Taylor Stadium:	4-5
Away:	4-6
Neutral Site:	1-0
Day Games:	7-7
Night Games:	2-4
vs. LHP starter:	1-6
vs. RHP starter:	8-5
Mizzou scores first:	4-2
Opponent scores first:	5-9
Mizzou scores 0-2 runs:	0-5
Mizzou scores 3-5 runs:	4-3
Mizzou scores 6-9 runs:	1-2
Mizzou scores 10+ runs:	4-1
Opponent scores 0-2 runs:	3-0
Opponent scores 3-5 runs:	4-2
Opponent scores 6-9 runs:	1-7
Opponent scores 10+ runs:	1-2
Leading after 6 innings:	8-2
Tied after 6 innings:	0-0
Trailing after 6 innings:	1-9
Leading after 7 innings:	6-2
Tied after 7 innings:	1-0
Trailing after 7 innings:	0-9
Leading after 8 innings:	4-2
Tied after 8 innings:	1-0
Trailing after 8 innings:	1-8
Mizzou hits a HR:	7-6
Mizzou doesn't hit a HR:	2-5
1-run games:	3-2
Walk-offs:	0-0
Extra innings (home):	0-0
Extra innings (away/neutral):	2-0
Series/weekend openers:	1-4
Series finales:	3-2
Come-from-behind wins:	4
Monday:	0-0
Tuesday:	2-1
Wednesday:	0-0
Thursday:	1-0
Friday:	1-5
Saturday:	3-3
Sunday:	2-2

#MIZZOU MADE IN MLB


Pete Fairbanks	Tampa Bay Rays
Kyle Gibson	St. Louis Cardinals
Tanner Houck	Boston Red Sox
Max Scherzer	Texas Rangers

IN MiLB

Konnor Ash	Clearwater Threshers (Phillies)
Ian Bedell	Peoria Chiefs (Cardinals)
Jacob Cantleberry	Tulsa Drillers (Dodgers)
Chris Cornelius	Reading Fightin' Phis (Phillies)
Josh Day	Hillsboro Hops (Diamondbacks)
Drew Garrett	Clearwater Threshers (Phillies)
Robbie Glendinning	NW Arkansas Naturals (Royals)
Trey Harris	Harrisburg Senators (Nationals)
Nathan Landry	Salem Red Sox (Red Sox)
Josh Lester	Norfolk Tides (Orioles)
Reggie McClain	SWB Railriders (Yankees)
Spencer Miles	San Jose Giants (Giants)
Kameron Misner	Durham Bulls (Rays)
Bryce Montes de Oca	Syracuse Mets
Torin Montgomery	Jupiter Hammerheads (Marlins)
Michael Plassmeyer	Lehigh Valley Iron Pigs (Phillies)
TJ Sikkema	NW Arkansas Naturals (Royals)
Rob Zastryzny	Nashville Sounds

A HUB FOR MID-MISSOURI

- The University of Missouri generates \$5 billion in economic impact for the state of Missouri.
- The larger University of Missouri System, comprised of four universities, generated \$6.5 billion in economic impact on the Show Me State.
- The University of Missouri supports nearly 50,000 direct and indirect jobs, both full and part time, in the state.
- Mizzou Athletics generated \$319.1 million in economic impact over the last fiscal year.
- The Tigers support and sustain 3,591 jobs annually.
- Mizzou Athletics has generated \$15.9 million in state and local taxes.



- season and 15 RBIs during his streak, which ran from February 24 through March 15.
- Lovich has slugged .613 for the season and reached base safely via a hit or walk in the Tigers' first 18 contests (also through March 15).
 - He leads the Tigers in multi-hit (7) and multi-RBI (6) games.

WELCOME MATT

- INF **Matt Garcia** barely missed a beat in his two-week absence due to injury to start the 2024 season, logging a 2-for-3 afternoon in his first start of the year March 5 in Mizzou's win over Lindenwood.
- The Orlando, Fla., product reached base in three of his four trips to the plate, including back-to-back singles and a stolen base.
- Garcia started 37 games on the Tigers infield in his first season with Mizzou last spring and will once again provide a defensive anchor for MU after fielding at a .977 clip in 2023.

TARGET: TREVOR

- 2B **Trevor Austin** has made a habit of reaching base throughout his four-year career with the Tigers, particularly when it comes to serving as a target, logging 37 free bases due to hit by pitches.
- Austin, the SEC's active leader in HBPs, was hit by a pitch four times during Mizzou's initial home stand of the season, running his 2024 total to eight HBPs, which ranks fifth in the SEC.
- As a result, the Jefferson City native has climbed to fourth on Mizzou's career HBP chart, passing **Brock Bond** and **Dane Opel** on March 5 when he was hit by a pitch in the seventh inning of MU's 5-4 victory over Lindenwood.
- Austin is six HBPs away from matching **Jacob Priday's** career total of 43 in the No. 3 position on the list.
- **John McKee** (2004-07) owns the Tigers' all-time mark of 70 HBPs, and **John Hay** (1989-93) ranks second with 51 HBPs.

TIGER TRAILBLAZER

- **Kerrick Jackson** has already enjoyed a personal moment of 'NOW' as the St. Louis product became the first Black head coach in SEC history with his appointment to the Tigers' top job.
- Jackson also picked up a significant honor from *Baseball America* in December, earning the publication's 2023 Trailblazer of the Year honor.
- Jackson has left his mark in just four seasons as a

Division I head coach, including leading Southern to the 2019 Southwestern Athletic Conference crown and an NCAA Regional berth, as well as guiding Memphis to its first winning season in six years last spring.

- Additionally, Jackson has impacted the college baseball landscape through his work on the American Baseball Coaches Association's Diversity in Baseball Committee, a body for which he has served as chairman since its creation in 2018. The council works to improve diversity in the coaching ranks through a professional development program and an increased focus on youth baseball.

FRESH LOOK

- Mizzou has received contributions from up and down its roster, but the Tigers' talented crop of freshmen have been perhaps their most consistent performers.
- MU's four primary freshman position players — SS **Drew Culbertson**, OF **Thomas Curry**, OF **Tucker Moore** and OF **Kaden Peer** — each rank among the Tigers' top offensive contributors.
- The quartet has combined to hit .251 (52-for-207) with five homers and seven stolen bases (in eight attempts) through 20 games.
- Culbertson has logged three multi-hit outings to date, hitting .255 overall while starting 12 games.
- Moore has spent time in the leadoff spot in the MU batting order, recording four multi-hit performances and reaching base safely in 15 of his 18 games.
- Curry has hit three homers and notched four multi-RBI efforts, while drawing a team-best 11 walks.
- Peer has heated up as well, registering his first three-hit effort March 10 vs. Purdue Fort Wayne.
- Additionally, C **Mateo Serna** has contributed at the plate, driving in three runs in MU's March 5 victory over Lindenwood. The Florida native has hits in each of his last four games and has made eight starts behind the plate for Mizzou.

NON-CON DOMINATION

- Mizzou has claimed nine nonconference victories over the first four weeks of the season, continuing a string of recent dominance in nonconference play.
- MU logged a 20-3 mark against non-SEC foes last spring, after going 18-3 in nonconference in 2022.
- MU has an overall mark of 47-14 in non-SEC competition since the start of the 2022 season.
- Over the last decade, the Tigers' dominance has been equally as pronounced, with MU winning 100 more nonconference games than it has lost (174-74), good for a .702 winning percentage.

WELCOME WAGON

- Nineteen different players have made their Mizzou debuts over the first four weeks of the season.
- In the Tigers season opener at Cal Poly, seven newcomers found their names in the lineup: RHP **Bryce Mayer**, 3B **Danny Corona**, C **Jedier Hernandez**, DH **Thomas Curry**, CF **Jeric Curtis**, SS **Drew**

MIZZOU NONCONFERENCE SUCCESS

YEAR	VS. NON-SEC SCHOOLS	.PCT
2024	9-8	.529
2023	20-3	.870
2022	18-3	.857
2021	7-14	.333
2020	11-5	.688
2019	21-5	.808
2018	22-3	.880
2017	21-5	.808
2016	17-8	.680
2015	14-11	.560
2014	14-9	.609
TOTAL	174-74	.702

MIZZOU HOME ATTENDANCE

NO.	SEASON	TOTAL	AVG.
1.	2023	37,133	1,614
2.	2008	30,450	1,210
3.	2019	29,737	1,101
4.	2022	28,181	1,127
5.	2007	26,957	1,037
6.	2016	26,044	930
7.	2018	25,912	864
8.	2017	25,796	832
9.	2012	24,581	820
10.	2006	23,906	886

Culbertson and LF Tucker Moore.

- On the mound, several new faces contributed to the Tigers' series win, with LHP **Ryan Magdic** and RHP **Jacob Peaden** combining for 4.0 hitless innings of relief in a 3-1 victory, while RHP **Charlie Miller** and C **Mateo Serna** also saw action in game three.
- The followin week, OF **Kaden Peer** made a pair of starts in the outfield, while RHP **Kaden Jacobi**, RHP **Victor Quinn** and RHP **Josh McDevitt** all made their first appearances for the Tigers in San Diego.
- On MU's recently completed home stand, four more newcomers have introduced themselves to the Mizzou faithful: RHP **Miles Garrett** made his debut as a Tiger vs. SEMO, before RHP **Xavier Lovett** and OF **RJ Jimerson** made their first appearances for vs. NKU (March 2) and RHP **Ben Smith** worked an inning in the series finale with Purdue Fort Wayne.

TIGERS AT THE TURNSTILES

- Mizzou shattered its program record for total home attendance last spring, drawing 37,133 fans over 23 dates to eclipse the previous program mark of 31,450 (2008).
- MU finished its 2023 home campaign with its 20th crowd of 1,000 or more fans — and its 17th in a row.
- Mizzou ran its streak of consecutive crowds of 1,000 or more to 21 in a row (until March 5).
- In its 23 home dates at Taylor Stadium, the Tigers drew five crowds of at least 2,000 fans, as well as an average of 1,614 spectators per date, both of which represent high-water marks for the program.
- Last season's attendance growth marked a 43-percent increase in average home attendance from the 2022 season, when MU drew 1,127 fans per home date (and 28,181 for the entire season).

ROAD TO REDEMPTION

- RHP **Miles Garrett** is one of two MU hurlers returning from lengthy absences due to injuries. RHP **Ben Pedersen** also returned from a lengthy absence February 24 with his first mound appearance for the Tigers since May 15, 2021.
- Both Garrett and Pedersen missed all of the 2022 and 2023 seasons due to their injuries.
- Pedersen has been nearly untouchable so far in 2024, logging scoreless outings in three of his five outings. In two of his three appearances at Taylor Stadium, he worked hitless innings, then locked up his first save as a Tiger in last Tuesday's win over Kansas in Lawrence.

NOW THAT'S A RALLY

- Mizzou utilized a first-inning rally of historic proportions to log its first home victory of 2024 — a 28-10 rout of Northern Kentucky (March 2).
- The Tigers sent 17 batters to the plate in scoring 14 runs in the first inning, marking their biggest inning since a 17-run rally vs. Texas Tech on April 1, 2005.
- In that 25-0 win over Texas Tech, current Tiger assistant coach **Bryson LeBlanc** factored prominently in the Tigers' key rally, walking twice and scoring before grounding out in a second inning that saw 23 MU hitters come to the plate.

March 19 • vs Kansas

TIGERS IN THE MLB DRAFT

- Four 2023 Missouri baseball standouts continued the Tigers' tradition of professional talent production with their selections in the MLB Draft in July.
- P **Chandler Murphy** was taken by Tampa Bay in the 12th round (363rd overall), before 3B **Luke Mann** was picked by Oakland in the 14th round (406th overall) on the final day of the draft.
- The two selections doubled Mizzou's 2023 crop of draftees to a total of four, joining fourth-round selection P **Austin Troesser** (New York Mets) and P **Zach Franklin** (Chicago White Sox), who were picked on day two of the draft.

IN THE 'NOW'


- New Tiger bench boss **Kerrick Jackson** has undertaken the challenge of revitalizing Missouri's tradition-rich program, part of which has included a re-branding of sorts.
- Casual observers of any number of Mizzou's fall or preseason workouts will undoubtedly have taken note of a new and unique slogan around Taylor Stadium. Jackson and his staff introduced the **#MizzouNOW** branding — an acronym for No Opportunity Wasted — providing his student-athletes an entirely new way of approaching the game and the way they go about working to achieve their common goal of returning Mizzou to national prominence.
- **#MizzouNOW** was developed with a focus on appreciating the present and working toward taking advantage the opportunities immediately in front of the Tigers.

COMING HOME

- Head coach **Kerrick Jackson** did not have to look far when adding the initial pieces of his Mizzou coaching staff. He selected former Tiger head coach **Tim Jamieson** for his pitching coach, completing a homecoming for the Mizzou Athletics Hall of Famer.
- Jamieson brings 28 years of coaching experience on the Missouri campus into his new role as the Tigers pitching coach.
- In 22 seasons as Mizzou's head baseball coach, Jamieson led the Tigers to 698 wins, trailing only **Gene McArtor** (733) on MU's coaching wins list.
- He coached eight All-Americans at Mizzou and saw 75 of his players drafted, including 19 Major Leaguers.
- Jamieson returns to his hometown of Columbia after serving as pitching coach under Jackson in his lone season at Memphis, where the duo helped lead the Tigers to their first winning season since 2017.
- Prior to his stop at UM, Jamieson spent three seasons (2020-22) as pitching coach at Southern Illinois, helping the Salukis compile a 96-42 record.
- Jamieson garnered 1996 Big 8 Coach of the Year and 2007 Big 12 Co-Coach of the Year honors, as his Missouri teams won 35 games or more nine times during his head coaching career.
- He led Mizzou to seven consecutive NCAA postseason appearances from 2003 to 2009, including the program's first Super Regional berth in 2006. He was also selected to lead USA Baseball's Collegiate National Team as head coach in 2011.
- Jamieson, a graduate of Columbia Rock Bridge High School, is married to a Mizzou graduate, the former Cindy Thornton.

SHOW-ME STATE TO THE SHOW

- Tiger great P **Max Scherzer** claimed his second World Series title with the Texas Rangers' first world championship in a five-game series with Arizona.
- Scherzer became the fourth Tiger to earn multiple World Series championships, adding to his 2019 title with Washington.
- Another former Mizzou stalwart, Rangers special assistant to the G.M. **Ian Kinsler** (2003), also claimed his second World Series ring with the victory, following his first title as an active player with Boston in 2018.
- In all, eight Mizzou baseball alums have won World



Series titles as players: in addition to Kinsler (2018) and Scherzer (2019 and 2023), **Homer Summa** (1929 and 1930), **Darold Knowles** (1973 and 1974), **Mike Shannon** (1964 and 1967), **Glenn Wright** (1925), **Charlie James** (1964) and **Tim Laudner** (1987) also claimed Fall Classics.

SPEAKING OF HOMECOMINGS...

- Another new Mizzou assistant coach (and former Tiger) is making a return to his old stomping grounds. **Bryson LeBlanc** joined Jamieson on **Kerrick Jackson's** first MU staff after spending five seasons on the coaching staff at UC San Diego.
- LeBlanc, who was named one of D1Baseball.com's picks for its '100 Assistant Coaches Athletic Directors Should Know' list this past fall, patrolled the MU outfield for Jamieson on the previously mentioned 2006 Regional-winning club.
- He helped guide UC San Diego through its transition to the NCAA Division I level, including a 34-18 campaign last spring that culminated in the program's first Big West Conference title.
- In all, 46 of LeBlanc's former players have been selected in the MLB Draft, including 14 who have been taken in the top 10 rounds. Six of those have advanced to the big leagues.

HALL WORTHY

- Even before his return as a member of the Tigers' new coaching staff, **Tim Jamieson** knew he'd be making a trip to Columbia in 2023 after his selection for induction to the Missouri Intercollegiate Athletics Hall of Fame in late May.
- Jamieson became the fourth former Tiger head baseball coach to be tabbed for Mizzou's highest athletic honor, joining **Don Faurot**, **John 'Hi' Simmons** and **Gene McArtor**.
- Jamieson took the Tigers to a Big Eight Conference championship in 1996, completing a worst-to-first turnaround — the first in Big Eight history — and in 2012 the Tigers won the Big 12 Conference Tournament title.
- Overall, he took nine teams to the NCAA Tournament, including seven straight appearances from 2003-09 and a Super Regional trip in 2006.

TIGERS ON THE TUBE

- Missouri is slated to appear in eight linear broadcasts on the ESPN family of networks over the course of the 2024 season.
- Mizzou's SEC matchups and select non-conference games will stream on SEC Network+.

KERRICK JACKSON

FIRST YEAR • NEBRASKA '99

A veteran coach with experience at all levels of baseball, **Kerrick Jackson** was tabbed as Missouri's 15th head coach in June 2023.

Since that time, Jackson has undertaken the challenge of revitalizing the Tigers' tradition-rich program. These efforts have included hiring a diverse staff, recruiting a new-look roster and providing his pupils an entirely new way of approaching the game—and the way they go about working to achieve their common goal of returning Mizzou to national prominence.

While the work is well underway, Jackson will officially become the first Black Southeastern Conference head baseball coach to lead his team into action when the Tigers open their 2024 campaign in February. Furthermore, he will be just the fourth Black collegiate coach to guide a Power Five baseball program and the first to do so since the 2021 season.

In recognition of these efforts, *Baseball America* named Jackson its 2023 Trailblazer of the Year in December, capping an already historic year for the new Mizzou coach.

In addition to his success on the diamond as a collegiate coach, including leading Southern University to the 2019 Southwestern Athletic Conference crown and an NCAA Regional berth and guiding the University of Memphis to its first winning season in six years last spring, Jackson continues to serve as a relentless advocate for minorities in college baseball, especially in the coaching ranks. He helped form the American Baseball Coaches Association's Diversity in Baseball Committee and has served as its chairman since its creation in 2018. That body works to improve diversity in the coaching ranks through a professional development program and an increased focus on youth baseball.

Jackson returned to Columbia after having served as a Mizzou assistant from 2011-15. Known as a developer of players, a tireless recruiter, and a strong talent evaluator, Jackson is a well-respected leader in baseball circles, serving on the American Baseball Coaches Association Board of Directors and as chair of their Diversity in Baseball committee.

Prior to his season at Memphis, Jackson was the President of the MLB Draft League from 2020-22, a six-team summer baseball league sponsored by Major League Baseball and featuring a split-season amateur-professional format.

Jackson served as the head coach at Southern University from 2018-20, where he took a nine-win team in 2018 to 32 wins, a conference championship, and the NCAA Tournament the following season, earning SWAC and Louisiana Sports Writers Association Coach of the Year accolades. His 2018 Jaguar team boasted the athletic department's highest men's team GPA and received national recognition for its community service efforts.

Jackson worked for the Boras Corporation as a certified player agent for two years from 2016-17, where he identified prep and college players with the best chance to develop into Major League talent.

He served as an assistant coach and recruiting coordinator at Mizzou from 2011-15, working with the Tigers' hitters, outfielders, and infielders. Mizzou made back-to-back trips to the Big 12 Conference Tournament Championship in 2011-12, culminating with the program's first Big 12 title in 2012. The Tigers had multiple nationally-ranked recruiting classes, including 24th in 2012, 12th in 2014 and a consensus Top-30 class in 2015.

Before heading to Missouri, Jackson served as the Midwest Area Scouting Supervisor for the Washington Nationals from 2008-10, overseeing Missouri, Kansas, Arkansas, Iowa, Nebraska and the Dakotas.

His other collegiate coaching stops include assistant stints at St. Louis Community College-Meramec (2008), Nicholls State (2006-07), Jefferson (Mo.) College (2004-05), Coffeyville (Kan.) Community College (2003),



Emporia State (2002) and Fairfield (2001). Jackson also has extensive experience in the summer collegiate leagues, as he has coached in the Cape Cod League and New England Collegiate Baseball League.

Jackson spent two years at St. Louis Community College-Meramec as a student-athlete, where the team finished third at the JUCO World Series in 1995. Following that, he played at Bethune-Cookman University in 1996, leading the squad to its first-ever conference championship and regional appearance. Jackson concluded his playing career at Nebraska in 1997, graduating in 1999 with a bachelor's degree in sociology.

Jackson and his wife, Talia, have two sons, Zion and Lazarus.

THE JACKSON FILE



PERSONAL INFORMATION

Hometown: St. Louis, Mo.
Wife: Talia
Children: Zion and Lazarus
Education: Nebraska (1999)
Years in Coaching: 18th
Twitter: @Im_That_Dad_KJ
Instagram: @im_that_dad_kj

COACHING CAREER

Years	School/Org.	Position
2001	Fairfield	Assistant Coach
2002	Emporia State	Assistant Coach
2003	Coffeyville CC	Assistant Coach
2004-05	Jefferson College	Assistant Coach
2006-07	Nicholls State	Assistant Coach
2008	STL CC-Meramec	Assistant Coach
2008-10	Nationals MW Area	Scouting Supervisor
2011-15	Missouri	Assistant Coach
2016-17	Boras Corp.	Certified Player Agent
2018-20	Southern	Head Coach
2020-22	MLB Draft League	President
2023	Memphis	Head Coach
2024	Missouri	Head Coach

JACKSON'S HEAD COACHING RECORD

YEAR	SCHOOL	OVERALL	CONFERENCE	NOTABLE
2018	Southern	9-33	6-15	Highest team GPA at Southern
2019	Southern	32-24	18-6	SWAC Tournament Champions/NCAA Starkville Regional berth
2020	Southern	6-10	3-0	COVID-19 shortened season
2023	Memphis	29-28	10-14	First winning season since 2017/Four All-AAC honorees
2024	Missouri	9-11	0-3	2023 <i>Baseball America</i> Trailblazer of the Year
TOTALS	Southern (3 years)	47-67	27-21	
	Memphis (1 year)	29-28	10-14	
	Missouri (1 year)	9-11	0-3	
	Career (5 years)	85-106	37-38	

2024 RECORD: 9-11 [HOME: 4-5; ROAD: 4-6; SEC: 0-3; NEUTRAL: 1-0]

DATE	OPPONENT	SCORE	INNS	OVERALL	SEC	PITCHER OF RECORD	ATT.	TIME
FEB 16, 2024	at CAL POLY-1	L, 2-3	9	0-1	-	MAYER (0-1)	-	2:18
FEB 16, 2024	at CAL POLY-2	W, 3-1	9	1-1	-	RUSTAD (1-0)	1829	2:27
FEB 17, 2024	at CAL POLY	W, 12-8	9	2-1	-	WISSLER (1-0)	1139	3:20
FEB 22, 2024	vs CSU BAKERSFIELD	W, 6-3	9	3-1	-	LUCAS (1-0)	122	2:54
FEB 23, 2024	at SAN DIEGO STATE	L, 3-10	9	3-2	-	MAYER (0-2)	1127	3:10
FEB 24, 2024	at UC SAN DIEGO-1	L, 4-8	9	3-3	-	RUSTAD (1-1)	-	2:40
FEB 24, 2024	at UC SAN DIEGO-2	W, 5-4	11	4-3	-	PEADEN (1-0)	466	3:39
FEB 27, 2024	SOUTHEAST MISSOURI	L, 3-8	8	4-4	-	WISSLER (1-1)	1522	2:33
MAR 1, 2024	NORTHERN KENTUCKY	L, 1-3	9	4-5	-	MAYER (0-3)	1124	2:28
MAR 2, 2024	NORTHERN KENTUCKY	W, 28-10	7	5-5	-	RUSTAD (2-1)	1450	3:06
MAR 3, 2024	NORTHERN KENTUCKY	L, 15-16	9	5-6	-	PEADEN (1-1)	1351	3:38
MAR 5, 2024	LINDENWOOD	W, 5-4	9	6-6	-	WISSLER (2-1)	926	2:31
MAR 8, 2024	PURDUE FORT WAYNE	L, 7-9	9	6-7	-	LOHSE (0-1)	931	2:45
MAR 9, 2024	PURDUE FORT WAYNE-1	L, 7-9	9	6-8	-	N. SMITH (0-1)	-	2:50
MAR 9, 2024	PURDUE FORT WAYNE-2	W, 11-1	8	7-8	-	RUSTAD (3-1)	1056	2:35
MAR 10, 2024	PURDUE FORT WAYNE	W, 20-2	7	8-8	-	LUNCEFORD (1-0)	1313	2:17
MAR 12, 2024	at KANSAS	W, 5-4	10	9-8	-	LUCAS (2-0)	1512	3:07
MAR 15, 2024	at [1] ARKANSAS	L, 0-8	9	9-9	0-1	LUNCEFORD (1-1)	10,109	2:27
MAR 16, 2024	at [1] ARKANSAS	L, 0-6	9	9-10	0-2	MAYER (0-4)	10,434	2:26
MAR 17, 2024	at [1] ARKANSAS	L, 1-9	9	9-11	0-3	RUSTAD (3-2)	9,867	2:39

BATTING

Name	BA	G-GS	AB	R	H	2B	3B	HR	RBI	TB	SLG%	BB	HBP	SO	GDP	OB%	SF	SH	SB	SBA	PO	A	E	FA
Lovich, Jackson	.333	20-20	75	18	25	4	1	5	19	46	.613	11	4	21	1	.435	2	0	3	3	144	8	2	.987
Frost, Isaiah	.333	5-2	9	4	3	1	0	1	4	7	.778	4	0	4	0	.538	0	0	0	0	7	0	0	1.000
Hernandez, Jedier	.319	12-12	47	11	15	5	0	1	11	23	.489	2	3	7	1	.377	1	0	1	1	91	5	2	.980
Austin, Trevor	.314	20-20	70	18	22	6	1	7	16	51	.729	9	8	14	0	.448	0	3	0	3	34	51	1	.988
Beaman, Jackson	.281	14-10	32	14	9	2	0	3	13	20	.625	11	2	10	0	.478	1	0	0	0	25	2	0	1.000
Curry, Thomas	.273	16-16	55	16	15	6	0	3	15	30	.545	11	5	19	1	.431	1	1	0	0	1	1	0	1.000
Culbertson, Drew	.255	14-12	47	9	12	1	0	1	2	16	.340	4	1	19	2	.327	0	0	4	4	19	24	4	.915
Garcia, Matt	.250	9-8	32	7	8	1	0	0	6	9	.281	2	2	6	0	.324	1	0	2	2	5	12	2	.895
Stevens, Juju	.250	1-1	4	0	1	0	0	0	0	1	.250	0	1	2	0	.400	0	0	1	1	0	0	0	.000
Moore, Tucker	.246	18-18	69	15	17	3	0	1	4	23	.333	9	4	22	1	.366	0	0	2	3	33	0	0	1.000
Colon, Justin	.242	11-10	33	7	8	1	0	1	9	12	.364	11	0	7	0	.432	0	1	3	3	10	20	4	.882
Curtis, Jeric	.234	13-13	47	3	11	3	1	0	4	16	.340	4	2	18	0	.321	0	2	5	6	33	0	0	1.000
Peer, Kaden	.222	11-11	36	8	8	1	0	0	8	9	.250	6	3	6	0	.378	0	1	1	1	19	0	0	1.000
Daniels, Brock	.222	8-4	18	1	4	1	0	1	5	8	.444	3	1	10	0	.348	1	0	1	2	2	1	0	1.000
Serna, Mateo	.200	9-8	30	3	6	2	0	1	6	11	.367	1	1	9	1	.250	0	0	0	0	75	2	3	.963
Jimerson, RJ	.200	3-1	5	1	1	0	0	0	1	1	.200	0	1	1	0	.333	0	0	0	0	3	0	0	1.000
Corona, Danny	.163	15-14	49	3	8	1	0	0	4	9	.184	7	1	16	1	.276	1	0	1	1	8	15	0	1.000
Totals	.263	20-20	658	138	173	38	3	25	127	292	.444	95	39	191	8	.384	8	8	24	30	513	158	20	.971
Opponents	.267	20-20	667	126	178	34	7	25	115	301	.451	70	31	164	10	.358	12	10	17	22	517	172	12	.983

LOB - Team (153), Opp (153). DPs turned - Team (12), Opp (12). CI - Team (2), Hernandez 1, Serna 1. IBB - Team (1), Curry 1. Picked off - Austin 3, Culbertson 1, Lovich 1.

PITCHING

Name	ERA	W-L	G-GS	CG	SHO	SV	IP	H	R	ER	BB	SO	2B	3B	HR	AB	BAA	WP	HBP	BK	SFA	SHA
Pimental, Javyn	2.04	0-0	4-3	0	0/0	0	17.2	14	5	4	3	21	2	0	1	64	.219	1	3	0	0	1
Miller, Charlie	2.35	0-0	8-0	0	0/0	0	7.2	5	2	2	7	11	1	0	0	26	.192	3	0	0	0	0
Magdic, Ryan	2.70	0-0	5-0	0	0/0	0	10.0	7	3	3	3	14	1	1	1	36	.194	2	0	1	1	0
Lucas, Brock	3.38	2-0	5-0	0	0/0	1	10.2	11	4	4	6	7	4	0	0	43	.256	0	3	0	0	0
McDevitt, Josh	3.60	0-0	5-0	0	0/0	0	5.0	5	2	2	2	8	1	0	0	19	.263	0	2	0	0	1
Pedersen, Ben	3.60	0-0	5-0	0	0/0	1	5.0	4	2	2	2	4	1	0	0	16	.250	1	1	0	3	0
Rustad, Carter	3.70	3-2	5-5	0	0/0	0	24.1	18	13	10	4	20	5	0	3	91	.198	3	7	0	2	0
Wissler, Daniel	4.96	2-1	6-3	0	0/0	0	16.1	17	9	9	4	14	3	1	4	63	.270	1	2	0	0	1
Peaden, Jacob	5.14	1-1	7-0	0	0/0	3	14.0	16	8	8	5	11	3	0	3	54	.296	1	2	1	0	4
Quinn, Victor	5.40	0-0	2-0	0	0/0	0	1.2	1	1	1	1	1	0	0	0	5	.200	0	3	0	0	0
Lohse, Ian	6.97	0-1	6-0	0	0/0	0	10.1	12	11	8	5	11	2	0	2	43	.279	3	1	0	2	0
Mayer, Bryce	9.15	0-4	5-4	0	0/0	0	20.2	21	23	21	9	19	7	3	5	81	.259	1	2	0	1	0
Smith, Nic	9.53	0-1	7-0	0	0/0	0	5.2	9	6	6	8	4	1	0	1	22	.409	4	1	0	1	2
Lunceford, Logan	9.68	1-1	5-5	0	0/0	0	17.2	27	22	19	3	14	2	1	4	80	.338	4	3	0	2	1
Jacobi, Kaden	13.50	0-0	3-0	0	0/0	0	2.2	8	4	4	0	4	1	1	0	15	.533	2	1	0	0	0
Lovett, Xavier	13.50	0-0	1-0	0	0/0	0	0.2	1	5	1	4	1	0	0	0	4	.250	0	0	0	0	0
Smith, Ben	18.00	0-0	1-0	0	0/0	0	1.0	2	2	2	0	0	0	0	1	5	.400	0	0	0	0	0
Garrett, Miles	99.00	0-0	1-0	0	0/0	0	0.0	0	4	4	4	0	0	0	0	0		1	0	0	0	0
Totals	5.79	9-11	20-20	0	0/0	5	171.0	178	126	110	70	164	34	7	25	667	.267	27	31	2	12	10
Opponents	6.79	11-9	20-20	0	2/2	2	172.1	173	138	130	95	191	38	3	25	658	.263	27	39	3	8	8

PB - Team (1), Serna 1, Opp (6). Pickoffs - Team (2), Pimental 1, Wissler 1, Opp (5).

BATTING

Name	BA	G-GS	AB	R	H	2B	3B	HR	RBI	TB	SLG%	BB	HBP	SO	GDP	OB%	SF	SH	SB	SBA	PO	A	E	FA
Curtis, Jeric	.400	2-2	5	0	2	1	0	0	0	3	.600	0	0	2	0	.400	0	1	0	0	8	0	0	1.000
Serna, Mateo	.333	1-1	3	0	1	0	0	0	0	1	.333	0	0	0	0	.333	0	0	0	0	3	0	0	1.000
Austin, Trevor	.222	3-3	9	0	2	1	0	0	0	3	.333	2	0	4	0	.364	0	0	0	1	4	8	0	1.000
Hernandez, Jedier	.167	2-2	6	0	1	0	0	0	0	1	.167	0	0	2	0	.167	0	0	0	0	12	0	0	1.000
Curry, Thomas	.111	3-3	9	1	1	0	0	1	1	4	.444	1	1	5	0	.273	0	0	0	0	0	0	0	.000
Lovich, Jackson	.100	3-3	10	0	1	0	0	0	0	1	.100	1	0	6	0	.182	0	0	0	0	20	1	0	1.000
Colon, Justin	.000	3-3	9	0	0	0	0	0	0	0	.000	2	0	1	0	.182	0	0	1	1	6	2	2	.800
Garcia, Matt	.000	2-2	7	0	0	0	0	0	0	0	.000	0	0	2	0	.000	0	0	0	0	3	4	1	.875
Moore, Tucker	.000	2-2	6	0	0	0	0	0	0	0	.000	1	1	4	1	.250	0	0	0	1	7	0	0	1.000
Beaman, Jackson	.000	2-2	6	0	0	0	0	0	0	0	.000	1	0	2	0	.143	0	0	0	0	2	0	0	1.000
Corona, Danny	.000	2-1	4	0	0	0	0	0	0	0	.000	0	0	3	0	.000	0	0	0	0	2	0	0	1.000
Daniels, Brock	.000	2-1	4	0	0	0	0	0	0	0	.000	0	1	3	0	.200	0	0	0	0	2	0	0	1.000
Culbertson, Drew	.000	2-1	3	0	0	0	0	0	0	0	.000	1	0	2	0	.250	0	0	0	0	2	2	0	1.000
Peer, Kaden	.000	1-1	2	0	0	0	0	0	0	0	.000	1	0	1	0	.333	0	0	0	0	1	0	0	1.000
Totals	.096	3-3	83	1	8	2	0	1	1	13	.157	10	3	37	1	.219	0	1	1	3	72	19	3	.968
Opponents	.237	3-3	93	23	22	3	1	8	21	51	.548	12	6	15	2	.354	2	0	1	1	81	23	0	1.000

LOB - Team (15), Opp (18). DPs turned - Team (2), Opp (2). Picked off - Austin 1, Lovich 1.

PITCHING

Name	ERA	W-L	G-GS	CG	SHO	SV	IP	H	R	ER	BB	SO	2B	3B	HR	AB	BAA	WP	HBP	BK	SFA	SHA
Pimental, Javyn	0.00	0-0	1-1	0	0/0	0	5.0	1	0	0	1	4	0	0	0	15	.067	0	2	0	0	0
Magdic, Ryan	0.00	0-0	1-0	0	0/0	0	2.0	0	0	0	0	3	0	0	0	6	.000	0	0	0	0	0
Lohse, Ian	0.00	0-0	1-0	0	0/0	0	1.0	2	3	0	1	1	0	0	0	6	.333	0	1	0	0	0
Lucas, Brock	0.00	0-0	1-0	0	0/0	0	1.0	1	0	0	1	0	0	0	0	4	.250	0	0	0	0	0
Miller, Charlie	0.00	0-0	1-0	0	0/0	0	0.1	0	0	0	2	0	0	0	0	1	.000	2	0	0	0	0
Peaden, Jacob	2.08	0-0	1-0	0	0/0	0	4.1	3	1	1	0	3	0	0	1	16	.188	0	0	0	0	0
Rustad, Carter	9.00	0-1	1-1	0	0/0	0	5.0	5	5	5	2	1	2	0	1	18	.278	2	1	0	2	0
Smith, Nic	9.00	0-0	1-0	0	0/0	0	1.0	2	1	1	2	1	1	0	0	4	.500	1	0	0	0	0
Lunceford, Logan	14.73	0-1	1-1	0	0/0	0	3.2	4	7	6	2	2	0	0	3	17	.235	0	1	0	0	0
Mayer, Bryce	81.00	0-1	1-0	0	0/0	0	0.2	4	6	6	1	0	0	1	3	6	.667	0	1	0	0	0
Totals	7.12	0-3	3-3	0	0/0	0	24.0	22	23	19	12	15	3	1	8	93	.237	5	6	0	2	0
Opponents	0.33	3-0	3-3	0	2/2	0	27.0	8	1	1	10	37	2	0	1	83	.096	1	3	0	0	1

Pickoffs - Team (0), Opp (2). SBA/ATT - Hernandez (1-1), Pimental (1-1).

BATTING

DATE	OPPONENT	AB	R	H	RBI	2B	3B	HR	BB	IBB	SB	CS	HBP	SAC	SF	GDP	K	PO	A	E	AVG
FEB 16	at Cal Poly-1	32	2	8	2	2	0	0	3	0	0	1	1	0	0	0	8	24	8	1	.250
FEB 16	at Cal Poly-2	31	3	5	3	3	0	1	3	1	0	0	0	1	0	0	15	27	4	2	.206
FEB 17	at Cal Poly	40	12	13	10	5	1	2	2	0	3	1	4	0	0	0	13	27	6	2	.252
FEB 22	vs CSUB	37	6	11	6	3	0	4	3	0	4	0	2	1	0	0	8	27	7	2	.264
FEB 23	at San Diego State	31	3	6	2	0	0	0	6	0	2	0	5	0	0	1	11	24	5	0	.251
FEB 24	at UC San Diego-1	36	4	10	4	1	0	1	2	0	3	0	0	1	0	0	11	24	6	2	.256
FEB 24	at UC San Diego-2	42	5	11	5	0	0	1	5	0	1	0	1	1	1	0	10	33	13	0	.257
FEB 27	SOUTHEAST MISSOURI	26	3	6	2	1	0	1	3	0	0	1	1	0	0	1	5	24	11	0	.255
MAR 1	NORTHERN KENTUCKY	28	1	4	0	1	0	0	4	0	2	1	1	1	0	1	12	27	11	2	.244
MAR 2	NORTHERN KENTUCKY	34	28	17	27	5	0	2	11	0	1	0	7	0	2	0	8	21	7	2	.270
MAR 3	NORTHERN KENTUCKY	37	15	12	14	2	1	3	7	0	0	0	2	0	2	1	7	27	10	0	.275
MAR 5	LINDENWOOD	30	5	7	4	0	0	0	3	0	2	0	4	0	0	1	6	27	9	0	.272
MAR 8	PURDUE FORT WAYNE	33	7	8	7	2	1	1	4	0	1	0	1	1	1	0	6	27	10	0	.270
MAR 9	PURDUE FORT WAYNE-1	35	7	10	7	3	0	3	3	0	0	0	0	0	0	0	8	27	14	0	.271
MAR 9	PURDUE FORT WAYNE-2	32	11	10	11	3	0	2	10	0	2	0	2	1	0	0	5	24	6	3	.274
MAR 10	PURDUE FORT WAYNE	34	20	19	20	3	0	3	9	0	0	0	4	0	2	1	3	21	2	1	.292
MAR 12	at Kansas	37	5	8	2	2	0	0	7	0	2	0	1	0	0	1	18	30	10	0	.287
MAR 15	at Arkansas	29	0	4	0	2	0	0	1	0	0	0	0	1	0	0	12	24	5	2	.280
MAR 16	at Arkansas	27	0	1	0	0	0	0	5	0	0	0	2	0	0	0	12	24	7	0	.269
MAR 17	at Arkansas	27	1	3	1	0	0	1	4	0	1	2	1	0	0	1	13	24	7	1	.263
TOTALS		658	138	173	127	38	3	25	95	1	24	6	39	8	8	8	191	513	158	20	.263

PITCHING

DATE	OPPONENT	IP	H	R	ER	BB	SO	2B	3B	HR	WP	BK	HBP	DP	IBB	SCORE	W	L	SV	ERA
FEB 16	at Cal Poly-1	8.0	7	3	2	3	1	2	1	0	2	0	0	1	0	2-3	0	1	0	2.25
FEB 16	at Cal Poly-2	9.0	1	1	1	3	11	0	0	0	2	0	3	1	0	3-1	1	1	1	1.59
FEB 17	at Cal Poly	9.0	16	8	6	1	8	3	0	0	2	0	1	0	0	12-8	2	1	2	3.12
FEB 22	vs CSU Bakersfield	9.0	10	3	3	2	10	1	0	1	0	0	2	1	0	6-3	3	1	3	3.09
FEB 23	at San Diego State	8.0	11	10	10	3	12	3	1	0	1	0	1	0	0	3-10	3	2	3	4.60
FEB 24	at UC San Diego-1	8.0	8	8	6	3	8	3	0	1	2	0	2	1	0	4-8	3	3	3	5.12
FEB 24	at UC San Diego-2	11.0	13	4	4	4	12	2	0	0	1	1	3	0	0	5-4	4	3	3	4.79
FEB 27	SOUTHEAST MISSOURI	8.0	7	8	8	6	9	0	0	2	2	0	6	1	0	3-8	4	4	3	5.14
MAR 1	NORTHERN KENTUCKY	9.0	4	3	2	3	11	0	0	1	1	0	1	0	0	1-3	4	5	3	4.78
MAR 2	NORTHERN KENTUCKY	7.0	9	10	6	6	3	0	1	2	1	0	3	0	0	28-10	5	5	3	5.02
MAR 3	NORTHERN KENTUCKY	9.0	17	16	16	8	9	5	2	2	2	0	0	0	0	15-16	5	6	3	6.06
MAR 5	LINDENWOOD	9.0	8	4	4	3	13	1	0	1	1	0	1	1	0	5-4	6	6	4	5.88
MAR 8	PURDUE FORT WAYNE	9.0	12	9	9	3	12	3	1	3	1	0	0	0	0	7-9	6	7	4	6.13
MAR 9	PURDUE FORT WAYNE-1	9.0	13	9	8	5	8	2	0	2	3	1	0	1	0	7-9	6	8	4	6.27
MAR 9	PURDUE FORT WAYNE-2	8.0	6	1	0	0	11	1	0	0	0	0	1	1	0	11-1	7	8	4	5.88
MAR 10	PURDUE FORT WAYNE	7.0	5	2	2	0	2	0	0	1	1	0	0	0	0	20-2	8	8	4	5.72
MAR 12	at Kansas	10.0	9	4	4	5	9	5	0	1	0	0	1	2	0	5-4	9	8	5	5.57
MAR 15	at Arkansas	8.0	7	8	7	2	5	0	0	4	0	0	1	0	0	0-8	9	9	5	5.69
MAR 16	at Arkansas	8.0	5	6	6	4	7	0	1	3	2	0	3	1	0	0-6	9	10	5	5.74
MAR 17	at Arkansas	8.0	10	9	6	6	3	3	0	1	3	0	2	1	0	1-9	9	11	5	5.79
TOTALS		171.0	178	126	110	70	164	34	7	25	27	2	31	12	0	138-126	9	11	5	5.79

PLATE PRODUCTION

MULTI-HIT GAMES	2	3	4	5+	TOTAL
Trevor Austin	20	4	-	-	24
Matt Garcia	7	2	-	-	9
Jackson Lovich	6	2	-	-	8
Justin Colon	3	1	1	-	5
Tucker Moore	4	-	-	-	4
Drew Culbertson	2	1	-	-	3
Thomas Curry	2	1	-	-	3
Jedier Hernandez	2	2	-	-	3
Juju Stevens	3	-	-	-	3
Jeric Curtis	1	1	-	-	2
Jackson Beaman	-	2	-	-	2
Kaden Peer	1	1	-	-	2
Danny Corona	1	-	-	-	1
Brock Daniels	1	-	-	-	1
Isaiah Frost	1	-	-	-	1
TEAM	54	17	1	0	72

MULTI-RBI GAMES	2	3	4	5+	TOTAL
Trevor Austin	12	3	-	-	15
Matt Garcia	4	5	-	-	9
Jackson Lovich	4	2	2	-	8
Justin Colon	2	1	-	1	4
Thomas Curry	2	1	1	-	4
Juju Stevens	1	1	1	-	3
Jedier Hernandez	2	-	1	-	3
Kaden Peer	2	1	-	-	3
Jackson Beaman	-	1	-	1	2
Danny Corona	1	-	-	-	1
Jeric Curtis	1	-	-	-	1
Brock Daniels	-	1	-	-	1
Isaiah Frost	-	1	-	-	1
Mateo Serna	-	1	-	-	1
TEAM	31	18	5	2	56

HITTING STREAKS	CAREER	CURRENT
Mateo Serna	4	4
Jeric Curtis	3	3
Thomas Curry	5	1
Isaiah Frost	1	1
RJ Jimerson	1	1
Juju Stevens	1	1
Trevor Austin	15	-
Jackson Lovich	13	-
Matt Garcia	11	-
Jedier Hernandez	7	-
Tucker Moore	5	-
Justin Colon	4	-
Danny Corona	4	-
Drew Culbertson	4	-
Jackson Beaman	2	-
Brock Daniels	2	-
Kaden Peer	2	-

HOME RUN TRACKER

No.	Name	Date	Opponent	On-Base	Inn	Outs	Count	Exit Velo	Launch	Distance
1.	Thomas Curry	Feb 16	Cal Poly	1	5	1	0-2	--	--	--
2.	Justin Colon	Feb 17	Cal Poly	0	4	0	3-1	--	--	--
3.	Jackson Lovich	Feb 17	Cal Poly	0	8	2	2-2	--	--	--
4.	Isaiah Frost	Feb 22	CSUB	0	2	0	0-1	--	--	--
5.	Drew Culbertson	Feb 22	CSUB	0	2	2	0-1	--	--	--
6.	Trevor Austin	Feb 22	CSUB	0	2	2	0-2	--	--	--
7.	Trevor Austin	Feb 22	CSUB	0	5	0	1-2	--	--	--
8.	Jackson Lovich	Feb 24	UC San Diego	1	1	2	0-1	--	--	--
9.	Trevor Austin	Feb 24	UC San Diego	0	7	2	0-1	--	--	--
10.	Tucker Moore	Feb 27	SEMO	0	7	1	1-1	--	--	--
11.	Jackson Lovich	Mar 2	NKU	1	1	2	1-2	--	--	--
12.	Jackson Beaman	Mar 2	NKU	2	1	2	3-2	--	--	--
13.	Jackson Lovich	Mar 3	NKU	0	4	0	3-2	--	--	--
14.	Thomas Curry	Mar 3	NKU	0	4	0	1-2	--	--	--
15.	Jedier Hernandez	Mar 3	NKU	0	6	0	2-1	--	--	--
16.	Trevor Austin	Mar 8	PFW	1	8	0	1-0	--	--	--
17.	Jackson Beaman	Mar 9	PFW	1	4	1	3-2	--	--	--
18.	Jackson Beaman	Mar 9	PFW	0	7	0	3-2	--	--	--
19.	Mateo Serna	Mar 9	PFW	0	7	1	1-1	--	--	--
20.	Trevor Austin	Mar 9	PFW	0	1	2	3-2	--	--	--
21.	Trevor Austin	Mar 9	PFW	0	3	0	0-1	--	--	--
22.	Trevor Austin	Mar 10	PFW	1	3	1	0-0	--	--	--
23.	Brock Daniels	Mar 10	PFW	1	5	1	1-2	--	--	--
24.	Jackson Lovich	Mar 10	PFW	0	5	1	0-0	--	--	--
25.	Thomas Curry	Mar 17	Arkansas	0	7	0	0-0	--	--	--

MISCELLANEOUS STATISTICS

INNING-BY-INNING	1	2	3	4	5	6	7	8	9	EX	TOTAL
Mizzou	22	15	17	20	16	23	12	8	2	3	138
Opponents	16	19	13	12	16	24	8	10	7	1	126

WHEN MIZZOU SCORES	0	1	2	3	4	5	6	7	8	9	10+
W-L	0-2	0-2	0-1	1-2	0-1	4-0	1-0	0-2	0-0	0-0	4-1

WHEN OPP SCORES	0	1	2	3	4	5	6	7	8	9	10+
W-L	0-0	2-0	1-0	1-2	3-0	0-0	0-1	0-0	1-3	0-3	1-2

WHEN LEADING AFTER	1	2	3	4	5	6	7	8
W-L	2-2	4-1	5-1	6-1	8-1	8-2	6-2	4-2

WHEN TRAILING AFTER	1	2	3	4	5	6	7	8
W-L	2-4	4-8	3-7	1-8	1-9	1-9	0-9	1-8

WHEN TIED AFTER	1	2	3	4	5	6	7	8
W-L	5-5	1-2	1-3	2-2	0-1	0-0	1-0	1-0

TEAM GAME HIGHS

BATTING

At bats:	42	at UC San Diego [2/24/24]
Runs scored:	28	vs NKU [3/2/24]
Hits:	19	vs Purdue FW [3/10/24]
RBIs:	27	vs NKU [3/2/24]
Doubles:	5	at Cal Poly [2/17/24]
	5	vs NKU [3/2/24]
Triples:	1	(three times)
Home runs:	4	vs CSU Bakersfield [2/21/24]
Total bases:	31	vs Purdue FW [3/10/24]
Walks:	11	vs NKU [3/2/24]
Strikeouts:	18	at Kansas [3/12/24]
Sac hits:	1	(eight times)
Sac flies:	2	(three times)
Stolen bases:	4	vs CSU Bakersfield [2/21/24]
Hit by pitch:	7	vs NKU [3/2/24]
Caught stealing:	2	at Arkansas [3/17/24]
Runners LOB:	12	(three times)
Hit into DP:	2	at San Diego State [2/23/24]

FIELDING

Putouts:	33	at UC San Diego [2/24/24]
Assists:	14	vs Purdue FW [3/9/24]
Errors:	3	vs Purdue FW [3/9/24]
Passed Balls:	1	vs Purdue FW [3/9/24]
DPs turned:	2	at Kansas [3/12/24]

PITCHING

Innings pitched:	11.0	at UC San Diego [2/24/24]
Runs allowed:	16	vs NKU [3/2/24]
Earned runs:	16	vs NKU [3/2/24]
Walks allowed:	8	vs NKU [3/2/24]
Strikeouts:	13	vs Lindenwood [3/5/24]
Hits allowed:	17	vs NKU [3/2/24]
Doubles allowed:	5	vs NKU [3/2/24]
	5	at Kansas [3/12/24]
Triples allowed:	2	vs NKU [3/2/24]
Homers allowed:	4	at Arkansas [3/15/24]
Wild pitches:	3	vs Purdue FW [3/9/24]
	3	at Arkansas [3/17/24]
Hit batters:	6	SEMO [2/27/24]

INDIVIDUAL GAME HIGHS

BATTING

At bats:	6	LOVICH, Jackson at UC San Diego [2/24/24]
	6	HERNANDEZ, Jedier vs NKU [3/2/24]
Runs scored:	4	COLON, Justin vs NKU [3/2/24]
	4	BEAMAN, Jackson vs NKU [3/2/24]
Hits:	4	COLON, Justin vs NKU [3/2/24]
RBIs:	7	BEAMAN, Jackson vs NKU [3/2/24]
Doubles:	2	AUSTIN, Trevor at Cal Poly [2/17/24]
Triples:	1	(three times)
Home runs:	2	(three times)
Total bases:	9	BEAMAN, Jackson vs Purdue FW [3/9/24]
Walks:	3	LOVICH, Jackson at San Diego State [2/23/24]
	3	PEER, Kaden vs NKU [3/2/24]
Strikeouts:	4	MOORE, Tucker at Cal Poly [2/16/24]
Sac hits:	1	(eight times)
Sac flies:	1	(eight times)
Stolen bases:	2	CURTIS, Jeric at UC San Diego [2/24/24]
	2	CULBERTSON, Drew vs NKU [3/1/23]
Hit by pitch:	2	(four times)
Caught stealing:	1	(six times)
Runners LOB:	7	HERNANDEZ, Jadier at UC San Diego [2/24/24]

FIELDING

Putouts:	12	(seven times)
Assists:	5	AUSTIN, Trevor vs SEMO [2/27/24]
	5	AUSTIN, Trevor vs Purdue FW [3/8/24]
Errors:	2	SERNA, Mateo vs NKU [3/1/24]
Passed Balls:	1	SERNA, Mateo vs Purdue FW [3/9/24]
DPs turned:	N/A	N/A

PITCHING

Innings pitched:	6.0	MAYER, Bryce vs Purdue FW [3/8/24]
	6.0	RUSTAD, Carter vs Purdue FW [3/9/24]
Runs allowed:	7	LUNCEFORD, Logan vs NKU [3/3/24]
	7	LUNCEFORD, Logan at Arkansas [3/15/24]
Earned runs:	7	LUNCEFORD, Logan vs NKU [3/3/24]
Walks allowed:	4	GARRETT, Miles vs SEMO [2/27/24]
	4	LOVETT, Xavier vs NKU [3/2/24]
Strikeouts:	8	MAYER, Bryce vs Purdue FW [3/8/24]
	8	RUSTAD, Carter vs Purdue FW [3/9/24]
Hits allowed:	8	LUNCEFORD, Logan at Cal Poly [2/17/24]
Doubles allowed:	3	MAYER, Bryce vs Purdue FW [3/8/24]
Triples allowed:	1	(seven times)
Homers allowed:	2	LOHSE, Ian vs Purdue FW [3/8/24]
	2	PEADEN, Jacob vs Purdue FW [3/9/24]
Wild pitches:	2	(five times)
Hit batters:	3	QUINN, Victor vs SEMO [2/27/24]

MISCELLANY

THREADS

in White	0-2
In Black	4-2
In Gold	3-3
in Gray	2-1

HATS

Gold bill	1-1
Black bill	8-7

WEATHER

Sunny	4-3
Night	3-4
Cloudy	3-1
Indoors	0-0
> 80	0-0
70-79	1-3
60-69	3-2
50-59	4-0
< 50	1-3



19 TREVOR AUSTIN

INF/OF • SR • R/R • JEFFERSON CITY, MO.

NOTABLE

- Recorded a career-best 59 hits, 45 runs, 36 RBIs and 32 walks in 2023
- Registered 19 multi-hit and nine multi-RBI performances last spring
- Hit .320 with runners in scoring position

CAREER HIGHS

Hits: 3, five times (last vs PFW (3/9/24))
Doubles: 2, three times (last at Cal Poly (2/17/24))
Triples: 1, three times (last vs NKU (3/3/24))
Home Runs: 2, twice (last vs PFW (3/9/24))
RBI: 4, at LSU (4/23/22)
Runs Scored: 3, six times (last vs NKU (3/3/24))
Walks: 3, two times (last at SIUE (4/26/23))
Stolen Bases: 2, two times, last at Missouri State (4/11/23)

2024

Date	Opponent	AB	R	H	RBI	2B	3B	HR	BB	SB
2/16	at Cal Poly*	3	0	0	1	0	0	0	0	0
2/16	at Cal Poly*	4	0	0	0	0	0	0	0	0
2/17	at Cal Poly*	5	1	2	0	2	0	0	0	0
2/22	vs CSU Bakersfield*4	2	2	2	0	0	0	2	0	0
2/23	at San Diego State*3	0	1	0	0	0	0	0	0	0
2/24	at UC San Diego*	5	0	1	0	0	0	0	0	0
2/24	at UC San Diego*	5	1	2	1	0	0	1	0	0
2/27	SEMO*	4	0	0	0	0	0	0	0	0
3/1	Northern Kentucky*2	0	0	0	0	0	0	1	0	0
3/2	Northern Kentucky*1	3	1	3	1	0	0	1	0	0
3/3	Northern Kentucky*5	3	3	2	0	1	0	0	0	0
3/5	Lindenwood*	3	1	1	0	0	0	0	0	0
3/8	Purdue Fort Wayne*5	2	3	3	1	0	1	0	0	0
3/9	Purdue Fort Wayne*3	2	2	2	0	0	2	2	0	0
3/9	Purdue Fort Wayne*4	1	1	0	1	0	0	0	0	0
3/10	Purdue Fort Wayne*2	2	1	2	0	0	1	1	0	0
3/12	at Kansas*	3	0	0	0	0	0	0	2	0
3/15	at Arkansas*	4	0	1	0	1	0	0	0	0
3/16	at Arkansas*	3	0	1	0	0	0	1	0	0
3/17	at Arkansas*	3	0	0	0	0	0	0	1	0
Totals		71	18	22	16	6	1	7	9	0

2023

Date	Opponent	AB	R	H	RBI	2B	3B	HR	BB	SB
2/17	vs Oklahoma State*	2	0	1	0	1	0	0	1	0
2/18	vs Texas*	5	0	1	0	0	0	0	0	0
2/19	vs TCU*	5	2	3	1	1	1	0	0	0
2/23	at FIU*	4	2	2	1	0	0	1	0	0
2/24	at FIU*	4	1	0	1	0	0	0	1	0
2/25	at FIU*	5	1	2	1	0	0	1	0	0
2/26	at FIU*	2	2	0	1	0	0	0	2	1
2/28	Lindenwood*	2	1	1	2	0	0	0	1	0
3/4	Texas Southern*	2	0	0	0	0	0	0	1	0
3/4	Texas Southern*	2	1	2	2	0	0	0	1	2
3/5	Texas Southern*	5	1	1	2	1	0	0	0	0
3/7	Western Illinois*	3	0	2	0	1	0	0	1	0
3/10	NJIT*	3	2	3	3	0	0	1	0	0
3/10	NJIT*	3	0	0	0	0	0	0	0	0
3/12	NJIT*	3	1	1	0	0	0	0	0	0
3/15	Lamar*	3	1	0	0	0	0	0	1	0
3/17	Tennessee*	3	3	2	1	2	0	0	0	0
3/19	Tennessee*	3	0	2	0	0	0	0	0	0
3/19	Tennessee*	3	1	1	1	0	0	0	1	1
3/22	vs Kansas*	3	2	0	0	0	0	0	2	0
3/24	at South Carolina*	3	0	1	0	0	0	0	1	0
3/25	at South Carolina*	4	0	0	0	0	0	0	0	0
3/25	at South Carolina*	4	0	1	0	0	0	0	2	0
3/28	vs Illinois*	4	1	1	0	0	0	0	0	0
3/29	at Lindenwood*	4	0	2	1	0	0	0	1	1
3/31	at Kentucky*	2	0	0	1	0	0	0	1	0
4/1	at Kentucky*	4	0	1	0	1	0	0	0	0
4/2	at Kentucky*	4	0	1	1	0	0	0	1	1
4/6	Vanderbilt*	4	0	0	0	0	0	0	1	0
4/7	Vanderbilt*	2	0	0	0	0	0	0	2	0
4/8	Vanderbilt*	4	0	1	0	0	0	0	0	0
4/11	at Missouri State*	3	2	0	0	0	0	0	1	2
4/13	at Texas A&M*	3	1	1	0	0	0	0	1	0
4/14	at Texas A&M*	3	1	1	0	1	0	0	0	0
4/15	at Texas A&M*	4	0	1	0	0	0	0	0	0
4/18	Missouri State*	4	1	1	0	0	0	0	0	1
4/21	Alabama*	3	0	1	1	0	0	0	1	0
4/22	Alabama*	4	1	2	0	1	0	0	0	0
4/23	Alabama*	3	0	0	0	0	0	0	1	0
4/26	at SIUE*	2	1	1	0	0	0	0	3	0
4/28	at Florida*	3	0	0	0	0	0	0	0	0
4/29	at Florida*	5	1	2	2	0	0	1	0	0
4/30	at Florida*	5	0	2	2	1	0	0	0	0
5/2	Kansas*	4	3	2	0	0	1	0	0	0
5/4	Ole Miss*	4	0	0	0	0	0	0	0	0
5/5	Ole Miss*	4	2	2	2	0	0	1	0	0
5/6	Ole Miss*	5	1	2	1	1	0	0	1	0
5/12	Georgia*	4	2	2	1	0	0	0	0	1
5/13	Georgia*	4	3	2	1	0	0	1	1	0
5/14	Georgia*	3	1	1	1	0	0	1	0	0
5/19	at Auburn*	2	0	0	0	0	0	0	1	0
5/19	at Auburn*	3	1	2	0	0	0	0	1	0

5/20	at Auburn*	5	1	1	2	0	0	1	0	0
5/23	vs Auburn*	5	1	2	0	0	0	0	0	0
Totals		189	45	59	36	11	2	8	32	10

2022

Date	Opponent	AB	R	H	RBI	2B	3B	HR	BB	SB
2/18	at Nicholls State*	3	2	2	2	1	0	1	0	0
2/19	at Nicholls State*	3	3	2	1	0	0	0	1	1
2/20	at Nicholls State*	1	1	0	1	0	0	0	0	1
2/21	at Nicholls State*	3	2	1	0	0	0	0	2	0
2/23	at Southern*	3	0	0	0	0	0	0	0	0
2/25	at ULM*	4	1	1	0	0	0	0	1	0
2/27	at ULM*	1	1	0	1	0	0	0	0	1
3/4	Tarleton State*	3	2	0	0	0	0	0	0	0
3/5	Tarleton State*	3	1	1	0	0	0	0	0	0
3/9	Gonzaga*	5	0	1	0	0	0	0	0	0
3/12	vs San Francisco*	4	0	0	0	0	0	0	0	0
3/15	Saint Louis	1	0	0	0	0	0	0	0	0
3/18	at Vanderbilt	1	0	0	0	0	0	0	0	0
3/19	at Vanderbilt*	3	0	0	0	0	0	0	0	0
3/20	at Vanderbilt*	2	0	0	0	0	0	0	0	0
4/3	South Carolina*	3	2	2	0	1	0	0	1	0
4/6	Kansas*	5	2	2	1	1	0	0	1	0
4/8	at Tennessee*	4	1	1	1	0	0	0	1	0
4/9	at Tennessee*	4	1	1	0	0	0	0	0	0
4/10	at Tennessee*	3	0	0	0	0	0	0	0	0
4/12	Western Illinois*	3	1	3	3	1	0	1	0	0
4/14	Kentucky*	3	2	1	0	0	0	0	1	0
4/15	Kentucky*	3	0	1	0	0	0	2	0	0
4/16	Kentucky*	5	1	1	0	0	0	0	0	0
4/19	Missouri State*	1	1	1	0	0	0	0	3	0
4/21	at LSU*	4	2	2	0	1	0	0	0	0
4/22	at LSU*	4	0	1	0	0	0	0	1	0
4/23	at LSU*	4	1	2	4	0	0	1	1	0
4/26	at Missouri State*	4	0	1	0	0	0	0	0	0
4/29	Mississippi State*	4	0	1	0	0	0	0	0	0
4/30	Mississippi State*	4	2	2	1	2	0	0	1	0
5/1	Mississippi State*	3	1	1	0	0	0	0	1	0
5/3	SEMO*	4	1	2	1	0	0	1	0	0
5/6	at Ole Miss*	5	0	2	0	0	0	0	0	0
5/7	at Ole Miss*	4	1	2	0	1	0	0	0	0
5/8	at Ole Miss*	5	0	0	0	0	0	0	0	0
5/13	Florida*	3	1	1	1	0	0	1	0	0
5/14	Florida*	3	1	2	0	0	0	2	0	0
5/15	Florida*	4	1	1	1	0	0	1	0	0
5/19	at Georgia*	6	0	2	3	0	0	0	0	0
5/20	at Georgia*	5	0	0	0	0	0	0	0	0
5/21	at Georgia*	5	0	0	0	0	0	0	0	0
Totals		145	35	43	22	8	0	6	19	3

2021

Date	Opponent	AB	R	H	RBI	2B	3B	HR	BB	SB
2/19	at Grand Canyon*	3	0	0	0	0	0	0	0	0
2/20	at Grand Canyon*	4	0	0	0	0	0	0	1	0
2/21	at Grand Canyon	1	1	1	0	0	0	0	0	0
2/26	Omaha	1	0	0	0	0	0	0	0	0
2/27	Omaha	0	1	0	0	0	0	0	1	0
2/27	Omaha	1	1	0	0	0	0	0	1	0
3/5	vs Dallas Baptist	0	0	0	0	0	0	0	1	0
3/13	at Illinois State	1	0	0	0	0	0	0	0	0
3/13	at Illinois State	0	0	0	0	0	0	0	1	0
3/25	Vanderbilt	1	0	0	0	0	0	0	0	0
3/26	Vanderbilt*	2	0	0	0	0	0	0	1	0
3/27	Vanderbilt	1	0	0	0	0	0	0	0	0
3/30	at Kansas	1	0	0	0	0	0	0	0	0
4/1	Texas A&M*	4	0	1	0	0	0	0	0	0
4/2	Texas A&M*	3	2	1	1	0	0	1	0	0
4/3	Texas A&M*	2	0	0	0	0	0	0	0	0
4/11	at South Carolina	0	0	0	0	0	0	0	0	0
4/25	Georgia*	3	2	2	1	0	0	1	1	0
4/27	at K-State*	1	0	0	0	0	0	0	0	0
5/2	at Alabama*	2	0	1	0	1	0	0	0	0
5/9	Tennessee	1	0	0	0	0	0	0	0	0
Totals		32	7	6	2	1	0	2	7	0

CAREER STATS

YEAR	AVG	GP-GS	AB	R	H
------	-----	-------	----	---	---

PLAYER PROFILES

2023 (continued)

Table with columns: Date, Opponent, AB, R, H, RBI, 2B, 3B, HR, BB, SB. Rows include games against TCU, FIU, Lindenwood, Texas Southern, Western Illinois, NJIT, Lamar, Tennessee, South Carolina, Illinois, and Missouri State.

2022

Table with columns: Date, Opponent, AB, R, H, RBI, 2B, 3B, HR, BB, SB. Rows include games against Nicholls State, Southern, Tarleton State, Saint Louis, Vanderbilt, Arkansas, SIUE, South Carolina, Western Illinois, Kentucky, Missouri State, Mississippi State, SEMO, Ole Miss, and Florida.

CAREER STATS

Summary table with columns: YEAR, AVG, GP-GS, AB, R, H, 2B, 3B, HR, RBI, BB, SB. Totals: .250, 64-47, 156, 35, 39, 8, 1, 5, 28, 27, 10.



3 DANNY CORONA

INF • JR. • L/R • BROOKLYN, N.Y.

NOTABLE

- Hit .275 with 84 RBIs and 18 home runs in his two years at Wake
• Earned Winston-Salem Region All-Tournament honors in 2023
• Helped Wake Forest to a 2023 College World Series appearance

CAREER HIGHS

- Hits: 3, five times, last vs Alabama (6/11/23)
Doubles: 1, 18 times, last vs CSU Bakersfield (2/22/24)
Triples: 1, at Boston College (4/2/22)
Home Runs: 2, five times, last vs Alabama (6/11/23)
RBI: 6, two times, last vs Alabama (6/11/23)
Runs Scored: 4, at Gardner-Webb (4/27/22)
Walks: 2, six times, last vs Boston College (5/7/23)
Stolen Bases: 1, five times, last at Cal Poly (2/17/24)

2024

Table with columns: Date, Opponent, AB, R, H, RBI, 2B, 3B, HR, BB, SB. Rows include games against Cal Poly, CSU Bakersfield, San Diego State, UC San Diego, SEMO, Northern Kentucky, Lindenwood, Purdue Fort Wayne, and Wake Forest.

Totals table for 2023 with columns: AB, R, H, RBI, 2B, 3B, HR, BB, SB. Totals: 49, 3, 8, 4, 1, 0, 0, 7, 1.

2023 (at Wake Forest)

Table with columns: Date, Opponent, AB, R, H, RBI, 2B, 3B, HR, BB, SB. Rows include games against Youngstown St., Illinois, Youngstown St., Illinois, UNC-Greensboro, Mount St. Mary's, Towson, Mount St. Mary's, UNC-Wilmington, Purdue-Fort Wayne, Cornell, Coastal Carolina, Duke, Notre Dame, Notre Dame, Notre Dame, Elon, Miami (Fla.), Miami (Fla.), Elon, NC State, NC State, Appalachian St., Louisville, Louisville, Pittsburgh, Wofford, High Point, Boston College, UNC-Greensboro, Florida State, Florida State, Florida State, UNC-Wilmington, Virginia Tech, Virginia Tech, Pitt, Notre Dame, Miami (Fla.), Maryland, George Mason, Alabama, Alabama, Stanford, LSU, LSU, LSU.

2022 (at Wake Forest)

Table with columns: Date, Opponent, AB, R, H, RBI, 2B, 3B, HR, BB, SB. Rows include games against Lafayette, Georgetown, UNC-Greensboro, NJIT, NJIT, NJIT, Elon, UMass-Lowell, Central Michigan, Coastal Carolina, Georgia Mason, Florida State, Florida State, Florida State, Western Carolina, Georgia Tech, Georgia Tech, Georgia Tech, Liberty, Virginia, Virginia, Coastal Carolina, Boston College, Boston College, Boston College, Duke, Duke, Duke, UNC-Greensboro, Clemson, Clemson, Notre Dame, Notre Dame, Notre Dame, Notre Dame, Notre Dame, Notre Dame, Gardner-Webb, Longwood, Longwood, Liberty.

2022 (continued)

Table with columns: Date, Opponent, AB, R, H, RBI, 2B, 3B, HR, BB, SB. Rows include games against Louisville, Louisville, Louisville, High Point, North Carolina, North Carolina, North Carolina, Appalachian St., NC State, NC State, NC State, NC State, Miami, UConn, Long Island.

CAREER STATS

Summary table with columns: YEAR, AVG, GP-GS, AB, R, H, 2B, 3B, HR, RBI, BB, SB. Totals: .261, 118-102, 380, 64, 99, 18, 1, 18, 88, 44, 5.

* at Wake Forest



7 DREW CULBERTSON

INF • FR. • R/R • GREENWOOD, IND.

NOTABLE

- Batted .419 with eight homers as a prep senior
• Earned IHSBCA Class 4A All-State honors in 2023
• Led Center Grove to an Indiana Class 4A state runner-up finish

CAREER HIGHS

- Hits: 3, vs CSU Bakersfield (2/22/24)
Doubles: 1, vs NKU (3/2/24)
Triples: N/A
Home Runs: 1, vs CSU Bakersfield (2/21/24)
RBI: 1, twice, last vs NKU (3/2/24)
Runs Scored: 3, vs NKU (3/2/24)
Walks: 2, vs NKU (3/2/24)
Stolen Bases: 2, vs NKU (3/1/24)

2024

Table with columns: Date, Opponent, AB, R, H, RBI, 2B, 3B, HR, BB, SB. Rows include games against Cal Poly, Cal Poly, Cal Poly, CSU Bakersfield, San Diego State, UC San Diego, UC San Diego, SEMO, Northern Kentucky, Northern Kentucky, Northern Kentucky, Purdue Fort Wayne, Arkansas, Arkansas.

CAREER STATS

Summary table with columns: YEAR, AVG, GP-GS, AB, R, H, 2B, 3B, HR, RBI, BB, SB. Totals: .261, 13-12, 46, 9, 12, 1, 0, 1, 2, 4, 4.



17 THOMAS CURRY

C • FR. • R/R • HARTLAND, WIS.

NOTABLE

- Helped the Warhawks to a conference championship in 2023
• Hit .437 over the duration of his senior season
• Ranked the No. 2 catcher and No. 9 Wisconsin recruit by PG

CAREER HIGHS

- Hits: 3, vs NKU (3/3/24)
Doubles: 1, six times, last vs NKU (3/3/24)
Triples: N/A
Home Runs: 1, twice, last vs NKU (3/3/24)
RBI: 4, vs NKU (3/3/24)
Runs Scored: 3, vs PFW (3/10/24)
Walks: 2, three times, last vs PFW (3/10/24)
Stolen Bases: N/A

2024

Table with columns: Date, Opponent, AB, R, H, RBI, 2B, 3B, HR, BB, SB. Rows include games against Cal Poly, Cal Poly, Cal Poly, San Diego State.

2024 (continued)

2/24	at UC San Diego*	5	0	2	0	0	0	0	0	0	0	0	0	0
2/24	at UC San Diego*	5	0	0	1	0	0	0	0	0	0	0	0	0
3/1	Northern Kentucky*	0	1	0	0	0	0	0	0	1	0	0	0	0
3/2	Northern Kentucky*	3	2	0	0	0	0	0	0	1	0	0	0	0
3/3	Northern Kentucky*	5	3	4	1	0	1	0	1	0	0	0	0	0
3/8	Purdue Fort Wayne*	4	0	1	1	1	0	0	0	0	0	0	0	0
3/9	Purdue Fort Wayne*	3	2	1	0	1	0	0	2	0	0	0	0	0
3/9	Purdue Fort Wayne*	4	1	1	3	1	0	0	0	0	0	0	0	0
3/10	Purdue Fort Wayne*	1	3	1	1	0	0	0	2	0	0	0	0	0
3/15	at Arkansas*	3	0	0	0	0	0	0	0	0	0	0	0	0
3/16	at Arkansas*	2	0	0	0	0	0	0	1	0	0	0	0	0
3/17	at Arkansas*	4	1	1	1	0	0	1	0	0	0	0	0	0
Totals		55	16	15	15	6	0	3	11	0	0	0	0	0

CAREER STATS

YEAR	AVG	GP-GS	AB	R	H	2B	3B	HR	RBI	BB	SB
2024	.292	14-14	48	16	14	5	0	3	14	11	0
Totals	.292	14-14	48	16	14	5	0	3	14	11	0



6 JERIC CURTIS

OF • SO. • R/R • CYPRESS, TEXAS

NOTABLE

- Made 17 appearances in his freshman campaign at Texas Tech
- Made three starts and had a two-hit game against Air Force
- A top-200 recruit in the class of 2022

CAREER HIGHS

Hits: 3, at Cal Poly (2/17/24)
Doubles: 1, three times, last at Arkansas (3/15/24)
Triples: 1, at Cal Poly (2/17/24)
Home Runs: N/A
RBI: 2, at UC San Diego (2/24/24)
Runs Scored: 2, at Cal Poly (2/17/24)
Walks: 1, five times, last at Kansas (3/12/24)
Stolen Bases: 2, at UC San Diego (2/24/24)

2024

Date	Opponent	AB	R	H	RBI	2B	3B	HR	BB	SB
2/16	at Cal Poly*	4	0	0	0	0	0	0	0	0
2/16	at Cal Poly*	3	0	0	0	0	0	0	0	0
2/17	at Cal Poly*	4	2	3	1	1	1	0	1	1
2/22	vs CSU Bakersfield*	5	0	1	1	0	0	0	0	0
2/23	at San Diego State*	4	0	0	0	0	0	0	0	0
2/24	at UC San Diego*	4	0	2	2	0	0	0	0	2
2/24	at UC San Diego*	3	0	1	0	0	0	0	1	1
3/1	Northern Kentucky*	3	0	0	0	0	0	0	1	0
3/5	Lindenwood*	4	0	1	0	0	0	0	0	1
3/8	Purdue Fort Wayne*	4	0	0	0	0	0	0	0	0
3/12	at Kansas*	4	1	1	0	0	0	0	1	0
3/15	at Arkansas*	2	0	1	0	1	0	0	0	0
3/17	at Arkansas*	3	0	1	0	0	0	0	0	0
Totals		47	3	11	4	3	1	0	4	5

2023 (at Texas Tech)

Date	Opponent	AB	R	H	RBI	2B	3B	HR	BB	SB
2/18	Gonzaga	1	0	0	0	0	0	0	0	0
2/19	Gonzaga	0	0	0	0	0	0	0	0	0
2/20	Gonzaga	0	0	0	0	0	0	0	0	0
2/25	Western Illinois	0	0	0	0	0	0	0	1	0
3/1	Air Force	2	0	2	1	0	0	0	0	0
3/3	vs Rice	0	0	0	0	0	0	0	0	0
3/5	vs Texas A&M	1	0	0	0	0	0	0	0	1
3/10	Iowa	1	0	0	1	0	0	0	0	0
3/12	Iowa	0	0	0	0	0	0	0	0	0
3/14	UT Arlington*	5	0	1	1	0	0	0	0	0
3/17	Oklahoma State	0	0	0	0	0	0	0	0	0
3/18	Oklahoma State	1	0	0	0	0	0	0	0	0
3/25	at Texas	0	0	0	0	0	0	0	0	0
3/26	at Texas	0	1	0	0	0	0	0	0	0
3/28	at New Mexico*	5	1	0	1	0	0	0	0	0
4/25	at Abilene Christian*	0	0	0	0	0	0	0	0	0
5/5	Sam Houston	0	0	0	0	0	0	0	0	0
Totals		16	2	3	4	0	0	0	1	1

CAREER STATS

YEAR	AVG	GP-GS	AB	R	H	2B	3B	HR	RBI	BB	SB
2023*	.188	17-3	16	2	3	0	0	0	4	1	1
2024	.292	14-14	48	16	14	5	0	3	14	11	0
Totals	.222	30-16	63	5	14	3	1	0	8	5	6

* at Texas Tech



5 BROCK DANIELS

INF • SO. • L/R • ST. LOUIS, MO.

NOTABLE

- Made one appearance for the Tigers in 2023
- Batted .260 with 30 RBIs and 17 SBs in the Northwoods League
- Spent the 2022 season at Oklahoma but did not see action

CAREER HIGHS

Hits: 1, twice, last vs PFW (3/10/24)
Doubles: N/A
Triples: N/A
Home Runs: 1, vs PFW (3/10/24)
RBI: 3, vs PFW (3/10/24)
Runs Scored: 1, twice, last vs PFW (3/10/24)
Walks: 1, three times, last vs NKU (3/2/24)
Stolen Bases: N/A

2024

Date	Opponent	AB	R	H	RBI	2B	3B	HR	BB	SB
2/28	at San Diego State	1	0	0	0	0	0	0	0	0
2/24	at UC San Diego*	3	0	1	0	0	0	0	1	0
2/27	SEMO*	2	0	0	1	0	0	0	1	0
3/2	Northern Kentucky	1	0	0	0	0	0	0	1	0
3/10	Purdue Fort Wayne	2	1	1	3	0	0	1	0	0
3/12	at Kansas*	5	0	2	1	1	0	0	0	1
3/16	at Arkansas*	3	0	0	0	0	0	0	0	0
Totals		17	1	4	5	1	0	1	3	1

2023

Date	Opponent	AB	R	H	RBI	2B	3B	HR	BB	SB
2/28	Lindenwood	1	1	0	0	0	0	0	0	0
Totals		1	1	0	0	0	0	0	0	0

CAREER STATS

YEAR	AVG	GP-GS	AB	R	H	2B	3B	HR	RBI	BB	SB
2023	.000	1-0	1	1	0	0	0	0	0	0	0
2024	.235	7-4	17	1	4	1	0	1	5	3	1
Totals	.222	8-4	18	2	4	1	0	1	5	3	1



14 ISAIAH FROST

OF • JR. • L/L • LEE'S SUMMIT, MO.

NOTABLE

- Made 31 appearances for the Tigers, primarily pinch running
- Scored the game winning run vs Vanderbilt in 2023
- Named to the SEC's Spring Academic Honor Roll

CAREER HIGHS

Hits: 2, vs PFW (3/10/24)
Doubles: 1, vs PFW (3/10/24)
Triples: N/A
Home Runs: 1, vs CSU Bakersfield (2/21/24)
RBI: 3, vs PFW (3/10/24)
Runs Scored: 1, 11 times, last vs PFW (3/10/24)
Walks: 2, vs SEMO (2/27/27)
Stolen Bases: N/A

2024

Date	Opponent	AB	R	H	RBI	2B	3B	HR	BB	SB
2/21	vs CSU Bakersfield*	4	1	1	1	0	0	1	1	0
2/27	SEMO*	1	1	0	0	0	0	0	2	0
3/2	Northern Kentucky	1	1	0	0	0	0	0	1	0
3/3	Northern Kentucky	0	0	0	0	0	0	0	0	0
3/10	Purdue Fort Wayne	3	1	2	3	1	0	0	0	0
Totals		9	4	3	4	1	0	1	4	0

2023

Date	Opponent	AB	R	H	RBI	2B	3B	HR	BB	SB
2/28	Lindenwood	0	0	0	0	0	0	0	1	0
3/5	Texas Southern	0	0	0	0	0	0	0	0	0
3/7	Western Illinois	1	0	0	0	0	0	0	0	0
3/24	at South Carolina	1	1	0	0	0	0	0	0	0
3/25	at South Carolina	1	0	0	0	0	0	0	1	0
3/28	vs Illinois	0	0	0	0	0	0	0	0	0
4/1	at Kentucky	0	0	0	0	0	0	0	0	0
4/2	at Kentucky	0	0	0	0	0	0	0	0	0
4/7	Vanderbilt	0	1	0	0	0	0	0	0	0
4/13	at Texas A&M	0	0	0	0	0	0	0	0	0
4/22	Alabama	0	0	0	0	0	0	0	0	0
4/23	Alabama*	2	0	0	0	0	0	0	0	0
4/30	at Florida	0	1	0	0	0	0	0	0	0
5/2	Kansas	0	0	0	0	0	0	0	0	0
5/14	Georgia	0	1	0	0	0	0	0	0	0
5/19	at Auburn	0	0	0	0	0	0	0	0	0
5/20	at Auburn	0	1	0	0	0	0	0	0	0
5/23	vs Auburn	0	0	0	0	0	0	0	0	0
Totals		5	5	0	0	0	0	0	2	0

2022

Date	Opponent	AB	R	H	RBI	2B	3B	HR	BB	SB
2/19	at Nicholls State	1	0	0	0	0	0	0	0	0
2/19	at Nicholls State	0	1	0	0	0	0	0	0	0
2/20	at Nicholls State	1	1	0	0	0	0	0	1	0
2/21	at Nicholls State	1	0	0	0	0	0	0	0	0
2/23	at Southern	0	0	0	0	0	0	0	1	0
3/4	Tarleton State	1	0	0	0	0	0	0	0	0
3/6	Tarleton State	1	0	0	0	0	0	0	0	0
3/15	Saint Louis	1	1	0	0	0	0	0	0	0
4/12	Western Illinois	0	0	0	0	0	0	0	1	0
4/23	at LSU	0	0	0	0	0	0	0	0	0
5/6	at Ole Miss	0	0	0	0	0	0	0	0	0
5/13	Florida	1	0	0	0	0	0	0	0	0
5/15	Florida	0	0	0	0	0	0	0	0	0
Totals		7	3	0	0	0	0	0	3	0

CAREER STATS

YEAR	AVG	GP-GS	AB	R	H	2B	3B	HR	RBI	BB	SB
2022	.000	13-0	7	3	0	0	0	0	0	3	0
2023	.000	18-1	5	5	0	0	0	0	0	2	0
2024	.333	5-2									

PLAYER PROFILES

2023 (continued)

Table with columns: Date, Opponent, AB, R, H, RBI, 2B, 3B, HR, BB, SB. Rows include games against Georgia, Auburn, and totals.

2022 (at Bethune-Cookman)

Table with columns: Date, Opponent, AB, R, H, RBI, 2B, 3B, HR, BB, SB. Rows include games against Youngstown State, FIU, FGCU, Jacksonville, Sacred Heart, UCF, LSU, Florida State, Jackson State, Alabama, Stetson, Mississippi Valley, Florida A&M, and totals.

2020 (at Bethune-Cookman)

Table with columns: Date, Opponent, AB, R, H, RBI, 2B, 3B, HR, BB, SB. Rows include games against Alabama A&M, FIU, Central Connecticut, UCF, Jacksonville, FGCU, Stetson, Texas State, Fairfield College, and totals.

CAREER STATS

Table with columns: YEAR, AVG, GP-GS, AB, R, H, 2B, 3B, HR, RBI, BB, SB. Rows include 2020*, 2022*, 2023, 2024, and Totals.

* at Bethune Cookman



58 MILES GARRETT

RHP • JR. • R/R • STONE MOUNTAIN, GA.

NOTABLE

- Made nine relief appearances for Vanderbilt in 2021
Logged a 2.79 ERA with eight strikeouts over 9.2 innings
Helped the Commodores to a College World Series appearance

CAREER HIGHS

Innings: 6.1, vs Alabama (4/23/23)
Hits: 7, at Florida (4/30/23)
Runs: 6, vs Ole Miss (5/6/23)
Earned Runs: 6, vs Ole Miss (5/6/23)
Walks: 6, at Texas A&M (4/13/23)
Strikeouts: 9, two times, last vs Illinois (3/28/23)

2024

Table with columns: Date, Opponent, Dec., Score, IP, H, R, ER, BB, K. Row for SEMO and Totals.

2021

Table with columns: Date, Opponent, Dec., Score, IP, H, R, ER, BB, K. Rows include games against Western Kentucky, Georgia State, Illinois-Chicago, Memphis, Oklahoma State, Belmont, Tennessee Tech, LSU, and Georgia.

CAREER STATS

Table with columns: YEAR, ERA, W-L, G, IP, H, R, ER, BB, K, SV, BAA. Rows include 2021, 2024, and Totals.



24 JEDIER HERNANDEZ

C • JR. • R/R • TRENTON, N.J.

NOTABLE

- Spent first two collegiate seasons at Seton Hall
Struck out just once every 10.7 at-bats in 2023
Made throws to catch 14 would-be base-stealers last spring

CAREER HIGHS

Hits: 3, seven times, last vs NKU (3/3/24)
Doubles: 2, three times, last vs Xavier (5/24/23)
Triples: N/A
Home Runs: 1, four times, last vs NKU (3/3/24)
RBI: 4, twice, last vs NKU (3/3/24)
Runs Scored: 3, twice, last vs PFW (3/10/24)
Walks: 2, five times, last at UConn (5/5/23)
Stolen Bases: 1, vs CSU Bakersfield (2/21/24)

2024

Table with columns: Date, Opponent, AB, R, H, RBI, 2B, 3B, HR, BB, SB. Rows include games against Cal Poly, CSU Bakersfield, UC San Diego, SEMO, Northern Kentucky, Northern Kentucky, Purdue Fort Wayne, Purdue Fort Wayne, Kansas, Arkansas, Arkansas, and totals.

2023 (at Seton Hall)

Table with columns: Date, Opponent, AB, R, H, RBI, 2B, 3B, HR, BB, SB. Rows include games against North Carolina, North Carolina, North Carolina, Northwestern St., Houston Christian, New Mexico St., UCSB, Monmouth, Holy Cross, Holy Cross, Holy Cross, Saint Peter's, NJIT, Fordham, Fordham, Fordham, and Wagner.

2023 (continued)

Table with columns: Date, Opponent, AB, R, H, RBI, 2B, 3B, HR, BB, SB. Rows include games against ETSU, Rutgers, NJIT, St. John's, St. John's, Wagner, Butler, Butler, Rider, Lafayette, Xavier, Xavier, Manhattan, UConn, UConn, Creighton, Creighton, Creighton, Villanova, Villanova, Villanova, vs Villanova, vs Villanova, vs Georgetown, and totals.

2022 (at Seton Hall)

Table with columns: Date, Opponent, AB, R, H, RBI, 2B, 3B, HR, BB, SB. Rows include games against North Carolina, North Carolina, vs Michigan, FIU, FIU, FGCU, FGCU, vs FAU, Florida, Oklahoma State, Oklahoma State, NJIT, Saint Joseph's, Monmouth, Mercer, Mercer, Princeton, Xavier, Xavier, Xavier, Xavier, Xavier, Xavier, UConn, UConn, UConn, UConn, Wagner, Creighton, Creighton, Creighton, Lafayette, Georgetown, Georgetown, Rutgers, Rutgers, St. John's, St. John's, Villanova, Villanova, Villanova, Butler, Butler, and totals.

CAREER STATS

Table with columns: YEAR, AVG, GP-GS, AB, R, H, 2B, 3B, HR, RBI, BB, SB. Rows include 2022*, 2023*, 2024, and Totals.

* at Seton Hall



32 KADEN JACOBI

RHP • JR. • R/R • O'FALLON, MO.

NOTABLE

- Spent the past two seasons at two Missouri JUCO's
- Logged 11.36 K's per nine innings with St. Charles CC in 2023
- Registered 18 strikeouts in 11 innings at Jefferson College in 2022

CAREER HIGHS

Innings: 1.0, vs. SEMO (2/27/24)
Hits: 5, at San Diego State (2/23/24)
Runs: 4, at San Diego State (2/23/24)
Earned Runs: 4, at San Diego State (2/23/24)
Walks: N/A
Strikeouts: 2, at San Diego State (2/23/24)

Date	Opponent	Dec.	Score	IP	H	R	ER	BB	K
2/23	at San Diego State	-	3-10	0.2	5	4	4	0	2
2/27	SEMO	-	3-8	1.0	3	0	0	0	1
3/10	Purdue Fort Wayne	-	20-2	1.0	0	0	0	0	1
Totals		0-0	- 2.2	8	4	4	4	0	4

CAREER STATS

YEAR	ERA	W-L	G	IP	H	R	ER	BB	K	SV	BAA
2024	13.50	0-0	3	2.2	8	4	4	0	4	0	.533
Totals	13.50	0-0	3	2.2	8	4	4	0	4	0	.533



28 RJ JIMERSON

OF • SO. • R/R • CHICAGO, ILL.

NOTABLE

- Played under Kerrick Jackson in 2023 at Memphis
- Hit .235 with a pair of homers, 18 RBIs and three steals
- Earned 2023 AAC All-Freshman and Academic Team honors

CAREER HIGHS

Hits: 3, at Southeastern (3/19/23)
Doubles: 1, eight times, last vs Wichita State (5/23/23)
Triples: N/A
Home Runs: 1, two times, last vs Youngstown State (2/24/23)
RBI: 4, vs Mississippi Valley (2/22/23)
Runs Scored: 2, two times, last vs Wichita State (5/23/23)
Walks: 2, two times, last vs Tulane (5/25/23)
Stolen Bases: 1, three times, last at UCF (4/16/23)

Date	Opponent	AB	R	H	RBI	2B	3B	HR	BB	SB
3/2	Northern Kentucky	0	1	0	1	0	0	0	0	0
3/8	Purdue Fort Wayne*4	0	0	0	0	0	0	0	0	0
3/10	Purdue Fort Wayne	1	0	1	0	0	0	0	0	0
Totals		5	1	1	1	0	0	0	0	0

2023 [at Memphis]

Date	Opponent	AB	R	H	RBI	2B	3B	HR	BB	SB
2/17	Samford*	4	0	1	0	0	0	0	0	0
2/18	Samford*	5	1	1	0	0	0	0	0	0
2/19	Samford	0	0	0	0	0	0	0	1	0
2/22	Mississippi Valley*	5	2	2	4	0	0	1	0	1
2/24	Youngstown State*	4	1	1	1	0	0	1	0	0
2/25	Youngstown State*	4	1	2	1	0	0	0	0	0
2/25	Youngstown State*	4	0	0	0	0	0	0	0	0
2/26	Youngstown State*	5	0	1	0	0	0	0	0	0
2/28	at Central Arkansas*	5	1	1	0	0	0	0	0	0
3/3	at Nicholls State*	4	0	2	1	0	0	0	0	0
3/4	at Nicholls State*	4	1	1	0	0	0	0	1	0
3/5	at Nicholls State*	3	1	1	1	1	0	0	0	1
3/10	Indiana State*	3	1	1	0	0	0	0	0	0
3/11	Indiana State*	4	0	0	0	0	0	0	0	0
3/14	at Little Rock*	2	0	1	1	0	0	0	1	0
3/17	at Southeastern*	3	0	1	0	1	0	0	1	0
3/18	at Southeastern*	3	0	0	0	0	0	0	1	0
3/19	at Southeastern*	4	1	3	0	1	0	0	1	0
3/21	Little Rock*	4	0	1	2	1	0	0	0	0
3/22	Arkansas State	1	0	0	0	0	0	0	1	0
3/24	Oral Roberts*	2	0	0	0	0	0	0	0	0
3/25	Oral Roberts*	4	0	1	0	1	0	0	0	0
3/26	Oral Roberts*	2	1	1	0	0	0	0	1	0
4/1	at Tulane*	3	0	0	0	0	0	0	1	0
4/2	at Tulane*	3	0	1	0	0	0	0	0	0
4/14	at UCF	1	0	0	0	0	0	0	0	0
4/15	at UCF*	3	1	1	0	1	0	0	1	0
4/16	at UCF*	1	1	0	0	0	0	0	1	1
4/21	Houston*	4	0	0	0	0	0	0	0	0
4/22	Houston*	5	0	2	1	1	0	0	0	0
4/23	Houston*	2	0	1	0	0	0	0	1	0
4/25	UT-Martin*	4	1	1	0	0	0	0	0	0
4/28	at Wichita State*	3	0	0	1	0	0	0	1	0
4/29	at Wichita State*	4	0	0	0	0	0	0	0	0
5/7	USF*	2	0	1	1	0	0	0	0	0
5/12	at East Carolina*	3	0	0	0	0	0	0	1	0

5/13	at East Carolina*	4	0	1	0	0	0	0	0	0
5/14	at East Carolina*	3	0	0	0	0	0	0	0	0
5/18	Tulane*	3	0	0	0	0	0	0	2	0
5/19	Tulane*	3	1	1	1	0	0	0	1	0
5/20	Tulane*	1	1	0	1	0	0	0	1	0
5/23	vs Wichita State*	4	2	1	0	1	0	0	1	0
5/25	vs Tulane*	1	1	0	0	0	0	0	2	0
Totals		136	19	32	18	8	0	2	21	3

CAREER STATS

YEAR	AVG	GP-GS	AB	R	H	2B	3B	HR	RBI	BB	SB
2023*	.235	43-40	136	19	32	8	0	2	18	21	3
2024	.200	3-1	5	1	1	0	0	0	1	0	0
Totals	.234	46-41	141	20	33	8	0	2	20	21	3

* at Memphis



23 IAN LOHSE

LHP • SR. • L/L • ST. LOUIS, MO.

NOTABLE

- Logged 12 K's and a 4.38 ERA in 12.1 innings in 2023 before an injury derailed his season
- Fanned 31 batters with an opposing BA of .171 in 2022
- Did not allow a run in 12 relief appearances as a sophomore

CAREER HIGHS

Innings: 4.0, vs. Omaha (2/27/21)
Hits: 5, vs. PFW (3/8/24)
Runs: 4, vs. PFW (3/8/24)
Earned Runs: 4, vs. PFW (3/8/24)
Walks: 4, vs. Texas (2/18/23)
Strikeouts: 7, at Saint Louis (3/10/21)

Date	Opponent	Dec.	Score	IP	H	R	ER	BB	K
2/16	at Cal Poly	-	2-3	3.0	2	0	0	0	1
2/24	at UC San Diego	-	4-8	2.1	1	3	3	2	3
3/3	Northern Kentucky	-	15-16	1.0	1	1	1	1	2
3/8	Purdue Fort Wayne	L	7-9	2.0	5	4	4	1	2
3/12	at Kansas*	-	5-4	1.0	1	0	0	0	2
3/17	at Arkansas	-	1-9	1.0	2	3	0	1	1
Totals		0-1	- 10.1	12	11	8	5	11	11

2023

Date	Opponent	Dec.	Score	IP	H	R	ER	BB	K
2/18	vs Texas*	-	6-5	3.2	2	3	2	4	4
2/24	at FIU*	-	5-2	2.1	1	0	0	0	2
3/10	NJIT*	L	1-2	2.0	2	2	2	1	0
3/15	Lamar*	-	10-8	2.0	1	0	0	2	2
3/19	Tennessee*	-	7-4	2.0	2	0	0	3	4
3/25	at South Carolina*	L	1-8	0.1	2	2	2	1	0
Totals		0-2	- 12.1	10	7	6	11	12	12

2022

Date	Opponent	Dec.	Score	IP	H	R	ER	BB	K
3/6	Tarleton State	-	11-6	1.0	0	0	0	1	2
3/9	Gonzaga	L	5-10	0.2	1	3	3	2	1
3/13	at Arizona State	S	6-4	1.0	0	0	0	2	1
3/20	at Vanderbilt	-	4-7	1.0	0	0	0	0	1
3/26	Arkansas	W	7-5	2.1	1	0	0	1	4
4/2	South Carolina	-	8-7	0.2	1	2	2	0	0
4/6	Kansas	-	14-6	0.2	1	1	1	0	1
4/8	at Tennessee	-	3-8	0.1	0	0	0	1	0
4/10	at Tennessee	-	3-4	0.0	0	0	0	1	0
4/16	Kentucky	-	10-6	1.1	0	0	0	0	2
4/19	Missouri State	S	6-5	0.1	0	0	0	0	1
4/22	at LSU	-	3-4	3.0	0	0	0	0	2
4/26	at Missouri State	L	2-3	0.2	3	3	3	1	2
5/1	Mississippi State	W	7-6	2.2	1	0	0	1	6
5/6	at Ole Miss	-	5-7	1.2	2	0	0	1	2
5/14	Florida	S	5-3	3.0	2	0	0	1	2
5/21	at Georgia	-	10-11	3.1	2	2	1	2	4
Totals		2-2	- 23.2	14	11	10	17	31	31

2021

Date	Opponent	Dec.	Score	IP	H	R	ER	BB	K
2/21	at Grand Canyon	-	3-10	2.1	3	2	2	1	3
2/27	Omaha	S	10-1	4.0	1	1	1	2	6
3/4	vs Dallas Baptist	L	2-3	2.1	3	3	3	1	3
3/10	at Saint Louis	W	2-1	3.1	0	0	0	3	7
3/14	at Illinois State	S	12-7	3.0	1	1	0	3	2
3/20	at Kentucky	L	4-5	2.0	1	2	1	2	3
3/27	Vanderbilt	-	1-3	3.0	2	1	1	0	4
3/30	at Kansas	-	9-10	1.1	0	0	0	0	2
4/2	Texas A&M	-	8-2	0.2	1	0	0	0	1
Totals		1-2	- 22.0	12	10	8	12	31	31

CAREER STATS

YEAR


M
PLAYER PROFILES

2023

Date	Opponent	AB	R	H	RBI	2B	3B	HR	BB	SB
2/23	at FIU	0	0	0	0	0	0	0	0	0
2/25	at FIU	1	0	1	1	0	0	0	0	0
2/28	Lindenwood	2	0	0	0	0	0	0	0	0
3/5	Texas Southern*	5	1	3	4	1	0	1	1	0
3/7	Western Illinois*	2	0	1	2	1	0	0	2	0
3/10	NJIT*	2	0	0	0	0	0	0	1	0
3/15	Lamar*	3	0	0	0	0	0	0	0	0
3/25	at South Carolina*	3	0	0	0	0	0	0	1	0
3/28	vs Illinois*	5	0	1	0	0	0	0	0	0
3/29	at Lindenwood*	4	1	1	0	0	1	0	1	0
4/1	at Kentucky*	2	0	0	0	0	0	0	1	0
4/2	at Kentucky*	5	0	0	0	0	0	0	0	0
4/6	Vanderbilt	2	1	1	1	0	0	0	0	0
4/13	at Texas A&M	1	0	0	0	0	0	0	0	0
4/14	at Texas A&M	1	0	0	0	0	0	0	0	0
4/26	at SIUE*	3	1	1	0	0	0	0	0	1
4/30	at Florida*	3	0	1	0	0	0	0	0	0
5/2	Kansas	1	0	0	0	0	0	0	0	0
5/23	vs Auburn	1	0	0	0	0	0	0	0	0
Totals		46	4	10	8	2	1	1	7	1

CAREER STATS

YEAR	AVG	GP-GS	AB	R	H	2B	3B	HR	RBI	BB	SB
2023	.217	19-11	46	4	10	2	1	1	8	7	1
2024	.333	20-20	75	18	25	4	1	5	19	11	3
Totals	.289	39-31	121	22	35	6	2	6	27	18	4



25 BROCK LUCAS

RHP • SO. • R/R • ST. ELIZABETH, MO.

NOTABLE

- Made 18 mound appearances as a true freshman in 2023
- Struck out seven over 4.1 innings in his first victory as a Tiger at Lindenwood (March 29)
- Worked a hitless inning in each of Mizzou's two shutouts last season

CAREER HIGHS

Innings: 4.1, two times, last vs CSU Bakersfield (2/21/24)

Hits: 5, at South Carolina (3/25/23)

Runs: 3, four times, last vs NKU (3/3/24)

Earned Runs: 3, four times, last vs NKU (3/3/24)

Walks: 3, twice, last vs NKU (3/3/24)

Strikeouts: 7, at Lindenwood (3/29/23)

2024

Date	Opponent	Dec.	Score	IP	H	R	ER	BB	K
2/16	at Cal Poly	S	12-8	1.2	1	0	0	0	1
2/21	vs CSU Bakersfield	W	6-3	4.1	3	0	0	1	4
3/3	Northern Kentucky	-	15-16	1.2	3	3	3	3	1
3/12	at Kansas	W	5-4	2.0	3	1	1	1	1
3/17	at Arkansas	-	1-9	1.0	1	0	0	1	0
Totals		2-0	-	10.2	11	4	4	6	7

2023

Date	Opponent	Dec.	Score	IP	H	R	ER	BB	K
2/28	Lindenwood	-	17-2	0.1	3	2	2	1	1
3/4	Texas Southern	-	8-0	1.0	0	0	0	1	1
3/7	Western Illinois	-	6-0	1.0	0	0	0	0	2
3/25	at South Carolina	-	1-8	3.1	5	3	3	0	3
3/29	at Lindenwood	W	7-5	4.1	2	1	1	3	7
4/6	Vanderbilt	-	6-7	1.2	2	1	1	1	1
4/11	at Missouri State*	W	10-1	3.0	1	0	0	0	2
4/14	at Texas A&M	-	1-13	0.1	2	3	3	2	0
4/18	Missouri State	-	7-6	2.2	2	1	1	0	3
4/26	at SIUE	W	8-3	2.0	2	0	0	0	1
4/29	at Florida	-	7-11	0.2	2	2	2	0	0
5/2	Kansas	-	9-7	1.1	2	0	0	2	1
5/4	Ole Miss	-	11-9	1.1	3	2	2	1	0
5/12	Georgia	-	13-3	0.1	2	1	1	0	1
5/14	Georgia	-	5-4	1.0	0	0	0	0	0
5/19	at Auburn	-	0-4	2.0	0	0	0	1	0
5/20	at Auburn	-	7-9	2.0	1	0	0	0	0
5/23	vs Auburn	L	4-10	0.1	2	3	3	1	0
Totals		3-1	-	27.1	31	19	19	13	23

CAREER STATS

YEAR	ERA	W-L	G	IP	H	R	ER	BB	K	SV	BAA
2023	6.26	3-1	18	27.1	31	19	19	13	23	0	.282
2024	3.12	1-0	4	8.2	8	3	3	5	6	1	.235
Totals	5.50	4-1	22	26.0	39	22	22	18	29	1	.271



48 LOGAN LUNCEFORD

RHP • SO. • R/R • EDMOND, OKLA.

NOTABLE

- Made 13 appearances and 11 starts in his true freshman season
- Logged three wins and 68 strikeouts in 54.0 innings
- Led all SEC freshman pitchers in innings and strikeouts

CAREER HIGHS

Innings: 6.1, vs Alabama (4/23/23)

Hits: 8, at Cal Poly (2/16/24)

Runs: 7, twice, last at Arkansas (3/15/24)

Earned Runs: 7, vs NKU (3/3/24)

Walks: 6, at Texas A&M (4/13/23)

Strikeouts: 9, two times, last vs Illinois (3/28/23)

2024

Date	Opponent	Dec.	Score	IP	H	R	ER	BB	K
2/17	at Cal Poly*	-	12-8	3.2	8	5	3	0	4
2/24	at UC San Diego*	-	5-4	4.0	5	3	3	0	4
3/3	Northern Kentucky*	-	15-16	1.1	7	7	7	1	3
3/10	Purdue Fort Wayne* W	20-2	5.0	3	0	0	0	1	1
3/15	at Arkansas*	L	0-8	3.2	4	7	6	2	2
Totals		1-1	-	17.2	27	22	19	3	14

2023

Date	Opponent	W-L	Score	IP	H	R	ER	BB	K
2/25	at FIU	S	10-4	3.1	1	2	2	3	8
3/7	Western Illinois*	W	6-0	4.0	4	0	0	1	6
3/15	Lamar	W	10-8	4.0	3	1	1	2	4
3/22	vs Kansas*	-	8-3	6.0	2	0	0	2	9
3/28	vs Illinois*	W	6-5	5.0	4	4	4	3	9
4/6	Vanderbilt*	L	6-7	5.0	2	3	3	4	8
4/13	at Texas A&M*	L	5-13	2.0	1	5	5	6	2
4/18	Missouri State*	-	7-6	4.0	5	3	3	0	3
4/23	Alabama*	L	2-3	6.1	2	2	2	4	7
4/30	at Florida*	L	7-8	5.0	7	4	3	1	3
5/6	Ole Miss*	L	14-20	3.1	4	6	6	3	3
5/14	Georgia*	-	5-4	4.0	6	4	4	2	5
5/20	at Auburn*	-	7-9	2.0	4	3	3	1	1
Totals		3-5	-	54.0	45	37	36	32	68

CAREER STATS

YEAR	ERA	W-L	G	IP	H	R	ER	BB	K	SV	BAA
2023	6.00	3-5	13	54.0	45	37	36	32	68	1	.228
2024	9.68	1-1	5	17.2	27	22	19	3	14	0	.338
Totals	6.91	4-6	18	71.2	72	59	55	35	82	1	.260



26 RYAN MAGDIC

LHP • SR. • L/L • BEAMSVILLE, ONTARIO

NOTABLE

- Native of Beamsville, Ontario
- Joins the Tigers after playing two seasons at Florida Southern
- Earned Academic All-District honors in 2023 after hitting .295 with five homers

CAREER HIGHS

Innings: 2.0, five times, last at Arkansas (3/16/24)

Hits: 3, vs NKU (3/3/24)

Runs: 2, vs NKU (3/3/24)

Earned Runs: 2, vs NKU (3/3/24)

Walks: 2, at Cal Poly (2/16/24)

Strikeouts: 4, at UC San Diego (2/24/24)

2024

Date	Opponent	Dec.	Score	IP	H	R	ER	BB	K
2/16	at Cal Poly	-	3-1	2.0	0	1	1	1	2
2/24	at UC San Diego	-	5-4	2.0	2	0	0	1	4
3/3	Northern Kentucky	-	15-16	2.0	3	2	2	0	1
3/9	Purdue Fort Wayne	-	11-1	2.0	2	0	0	0	3
3/16	at Arkansas	-	0-6	2.0	0	0	0	0	3
Totals		0-0	-	10.0	7	3	3	3	14

CAREER STATS

YEAR	ERA	W-L	G	IP	H	R	ER	BB	K	SV	BAA
2024	2.70	0-0	5	10.0	7	3	3	3	14	0	.194
Totals	2.70	0-0	5	10.0	7	3	3	3	14	0	.194



38 BRYCE MAYER

RHP • JR. • R/R • MARTHASVILLE, MO.

NOTABLE

- Spent the 2021 and 2022 seasons at St. Charles CC
- Two-time All-MCCAC selection with 132 career punchouts
- Named All-Appalachian League and Appy Pitcher of the Year in 2021

CAREER HIGHS

Innings: 6.0, vs PFW (3/8/24)

Hits: 7, vs PFW (3/8/24)

Runs: 6, at San Diego State (2/23/24)

Earned Runs: 6, at San Diego State (2/23/24)

Walks: 3, at Cal Poly (2/16/24)

Strikeouts: 8, vs PFW (3/8/24)

2024

Date	Opponent	Dec.	Score	IP	H	R	ER	BB	K
2/16	at Cal Poly*	L	2-3	4.0	4	3	2	3	0
2/23	at San Diego State*	L	3-10	5.0	4	6	6	2	5
3/1	Northern Kentucky*	L	1-3	5.0	2	3	2	2	6
3/8	Purdue Fort Wayne*	-	7-9	6.0	7	5	5	1	8
3/16	at Arkansas	L	0-6	0.2	4	6	6	1	0
Totals		0-4	-	20.2	21	23	21	9	19

CAREER STATS

YEAR	ERA	W-L	G	IP	H	R	ER	BB	K	SV	BAA
2024	9.15	0-4	5	20.2	21	23	21	9	19	0	.259
Totals	9.15	0-4	5	20.2	21	23	21	9			

2024 (continued)

3/12	at Kansas	-	5-4	2.0	0	0	0	1	2
3/16	at Arkansas	-	0-6	0.1	0	0	0	2	0
Totals		0-0	-	7.2	5	2	2	7	11

CAREER STATS

YEAR	ERA	W-L	G	IP	H	R	ER	BB	K	SV	BAA
2024	3.38	0-0	7	7.1	5	2	2	5	11	0	.263
Totals	3.38	0-0	7	7.1	5	2	2	5	11	0	.263



8 TUCKER MOORE

C • RFR • S/R • CASTLE ROCK, COLO.

NOTABLE

- Redshirted his first season in Columbia in 2023
- Ranked by Perfect Game as a top-100 catcher recruit nationally
- The No. 12 prospect out of Colorado in the 2022 class by PG

CAREER HIGHS

Hits: 2, four times, last vs NKU (3/2/24)

Doubles: 1, twice, last vs NKU (3/1/24)

Triples: N/A

Home Runs: 1, vs. SEMO (2/27/24)

RBI: 1, three times, last vs SEMO (2/27/24)

Runs Scored: 3, vs NKU (3/3/24)

Walks: 2, at UC San Diego (2/24/24)

Stolen Bases: 1, at UC San Diego (2/24/24)

2024

Date	Opponent	AB	R	H	RBI	2B	3B	HR	BB	SB
2/16	at Cal Poly*	4	0	2	0	1	0	0	0	0
2/16	at Cal Poly*	4	0	0	0	0	0	0	0	0
2/17	at Cal Poly*	4	2	1	0	0	0	0	0	0
2/23	at San Diego State*	3	1	2	1	0	0	0	0	0
2/24	at UC San Diego*	4	1	0	0	0	0	0	1	1
2/24	at UC San Diego*	4	2	1	1	0	0	0	2	0
2/27	SEMO*	4	1	2	1	0	0	1	0	0
3/1	Northern Kentucky*	4	1	1	0	1	0	0	0	0
3/2	Northern Kentucky*	4	2	2	0	0	0	0	0	0
3/3	Northern Kentucky*	5	3	1	0	0	0	0	1	0
3/5	Lindenwood*	5	0	0	0	0	0	0	0	0
3/8	Purdue Fort Wayne*	3	1	1	0	0	0	0	1	0
3/9	Purdue Fort Wayne*	3	0	1	1	0	0	0	2	1
3/9	Purdue Fort Wayne*	4	0	1	0	0	0	0	1	0
3/10	Purdue Fort Wayne*	3	1	1	0	1	0	0	0	0
3/12	at Kansas*	5	0	1	0	0	0	0	0	0
3/15	at Arkansas*	4	0	0	0	0	0	0	0	0
3/17	at Arkansas*	2	0	0	0	0	0	0	1	0
Totals		69	15	17	4	3	0	1	9	2

CAREER STATS

YEAR	AVG	GP-GS	AB	R	H	2B	3B	HR	RBI	BB	SB
2024	.246	18-18	69	15	17	3	0	1	4	9	2
Totals	.246	18-18	69	15	17	3	0	1	4	9	2



13 JACOB PEADEN

RHP • GR. • R/R • GREENVILLE, N.C.

NOTABLE

- Prior to Mizzou, played four seasons at Davidson
- Racked up 103 strikeouts in 49 career appearances
- Led Davidson to an Atlantic-10 regular-season title in 2022

CAREER HIGHS

Innings: 5.2, at George Washington (4/29/23)

Hits: 10, vs Dayton (5/25/23)

Runs: 9, vs Dayton (5/25/23)

Earned Runs: 8, vs Dayton (5/25/23)

Walks: 4, vs NJIT (2/18/23)

Strikeouts: 7, vs Dayton (4/9/21)

2024

Date	Opponent	Dec.	Score	IP	H	R	ER	BB	K
2/16	at Cal Poly	S	3-1	2.0	0	0	0	1	2
2/22	vs CSU Bakersfield	S	6-3	1.0	1	0	0	1	1
2/24	at UC San Diego	W	5-4	2.2	2	2	0	0	1
3/3	Northern Kentucky	L	15-16	1.0	2	2	2	0	1
3/5	Lindenwood	S	5-4	1.0	2	1	1	1	2
3/9	Purdue Fort Wayne	-	7-9	2.0	6	4	4	1	0
3/15	at Arkansas	-	0-8	4.1	3	1	1	0	3
Totals		1-1	-	14.0	16	8	8	5	11

2023 (at Davidson)

Date	Opponent	Dec.	Score	IP	H	R	ER	BB	K
2/18	NJIT	-	4-12	1.0	4	7	5	4	2
2/26	Lafayette	-	19-3	2.0	3	0	0	1	4
3/5	at Coastal Carolina*	-	5-12	2.2	3	2	2	1	2
3/26	Tennessee Tech*	-	6-5	0.2	1	0	0	1	2
4/2	Fordham*	-	4-6	3.0	1	0	0	1	4

2023 (continued)

4/9	at UMass*	-	14-6	3.0	6	2	1	1	3
4/16	Dayton*	W	8-3	4.0	3	1	1	0	4
4/22	at Rhode Island*	-	15-9	2.1	6	3	3	1	3
4/29	at Geo. Washington*	-	1-2	5.2	3	1	1	0	3
5/5	VCU*	-	4-9	5.0	6	4	4	3	3
5/13	Saint Louis*	-	14-11	3.1	9	6	6	2	2
5/20	at Richmond*	L	2-18	2.1	8	7	7	3	1
5/25	vs Dayton*	L	4-15	4.0	10	9	8	2	3
Totals		1-2	-	39.0	63	42	38	20	36

2022 (at Davidson)

Date	Opponent	Dec.	Score	IP	H	R	ER	BB	K
2/20	Lehigh	-	9-6	2.0	4	4	4	1	4
2/22	Radford	-	6-4	0.1	1	0	0	1	1
3/5	Columbia	-	6-7	1.0	2	1	1	0	1
3/15	Norfolk State	-	12-1	1.0	1	0	0	0	3
3/15	William & Mary	-	11-4	1.0	1	0	0	0	0
3/29	at N. Carolina A&T	-	2-3	0.1	0	0	0	0	0
4/12	at Radford	-	13-9	0.1	1	2	2	0	0
4/29	Rhode Island	-	23-12	1.0	2	1	1	0	1
5/4	Winthrop*	-	12-2	2.0	3	2	1	1	1
5/7	UMass	-	28-0	1.0	0	0	0	1	2
5/17	at Duke	-	2-11	2.1	2	2	2	2	1
5/19	Georgie Mason	-	17-4	0.1	0	0	0	0	0
Totals		0-0	-	12.2	17	12	11	6	14

2021 (at Davidson)

Date	Opponent	Dec.	Score	IP	H	R	ER	BB	K
2/27	Toledo	-	12-2	2.0	0	0	0	2	4
3/2	at Duke*	L	3-7	3.0	7	6	6	0	6
3/7	vs Miami (Ohio)	-	3-11	0.0	1	4	4	2	0
3/13	at The Citadel	-	0-19	2.0	3	2	2	2	4
3/19	Spring Hill	-	7-2	1.0	0	0	0	0	2
3/23	at Wofford	-	1-5	2.0	1	0	0	1	1
3/26	Seton Hall	-	6-5	2.1	2	0	0	1	4
3/30	vs Wofford	W	7-6	1.2	1	1	0	2	1
4/2	North Alabama	W	6-4	4.2	0	0	0	0	6
4/9	Dayton	W	10-8	3.1	5	4	4	1	7
4/17	at VCU	L	8-9	0.2	2	2	1	1	0
4/17	at VCU*	L	1-5	0.0	0	3	3	3	0
4/23	George Washington	L	2-4	1.0	4	3	1	1	1
4/25	George Washington	-	5-4	0.2	1	2	2	1	1
4/27	at Wake Forest	L	12-17	2.2	2	4	0	2	5
4/30	at Richmond	-	4-6	0.2	0	1	1	2	0
5/19	Duke*	-	2-18	1.0	0	0	0	0	0
5/22	at Saint Louis	S	6-3	2.0	0	0	0	0	2
Totals		3-5	-	30.2	29	32	24	21	44

2020 (at Davidson)

Date	Opponent	Dec.	Score	IP	H	R	ER	BB	K
2/15	Lehigh	S	5-4	0.2	0	0	0	1	1
2/16	Lehigh	W	10-3	1.2	0	0	0	1	3
2/21	Georgetown	S	5-0	2.0	0	0	0	1	3
3/1	Lafayette	-	7-5	0.2	2	2	2	3	1
3/3	at Charleston South.	-	1-3	1.2	0	0	0	0	0
3/8	Siena	-	12-7	1.0	2	3	3	1	1
Totals		1-0	-	7.2	4	5	5	7	9

CAREER STATS

YEAR	ERA	W-L	G	IP	H	R	ER	BB	K	SV	BAA
2020*	5.87	1-0	6	7.2	4	5	7	9	2	.154	
2021*	7.04	3-5	18	30.2	29	32	24	21	44	1	.236
2022*	7.82	0-0	12	12.2	17	12	11	6	14	0	.321
2023*	8.77	1-2	13	39.0	63	42	38	20	36	0	.360
2024	5.14	1-1	7	14.0	16	8	8	5	11	3	.296
Totals	7.44	6-8	56	104.0	129	99	86	59	114	6	.299

* at Davidson



47 BEN PEDERSEN

RHP • GR. • R/R • DULUTH, MINN.

NOTABLE

- Missed the past two seasons due to injury
- Worked a career-best 4.2 scoreless innings at Mississippi State (May 15, 2021)
- Selected by Baltimore in the 38th round of the 2019 MLB Draft

CAREER HIGHS

Innings: 4.2, at Mississippi State (5/15/21)

Hits: 4, at Mississippi State (5/15/21)

Runs: 4, at Grand Canyon (2/19

PLAYER PROFILES

2023 (continued)

4/23	Alabama	-	2-3	0.1	1	0	0	0	0	0
4/26	at SIUE*	-	8-3	2.0	1	0	0	1	4	
4/29	at Florida*	-	7-11	2.0	1	2	2	0	3	
5/5	Ole Miss*	W	13-3	4.0	4	1	1	1	3	
5/13	Georgia*	-	14-12	3.2	5	6	6	2	3	
5/19	at Auburn*	L	2-7	3.2	4	3	2	1	3	
5/23	vs Auburn*	-	4-10	3.0	3	4	4	2	3	
Totals			1-1	-	26.0	27	23	20	13	25

2022 (at Arizona)

Date	Opponent	Dec.	Score	IP	H	R	ER	BB	K	
2/22	Grand Canyon	-	3-19	2.1	0	4	3	2	1	
2/26	Milwaukee	-	9-1	1.0	2	1	1	0	1	
3/9	New Mexico	W	12-5	2.0	0	0	0	0	0	
3/11	at Cal	-	8-9	0.0	1	0	0	1	0	
3/14	at Pacific	-	13-8	0.2	0	0	0	1	0	
3/23	at New Mexico	-	7-12	2.0	1	1	1	1	1	
3/27	UCLA	-	3-7	0.2	0	1	1	2	1	
4/5	at Arizona State	-	6-10	1.1	2	1	0	0	1	
4/9	Washington State	-	5-11	2.0	3	2	2	2	4	
4/15	at Utah	-	5-9	0.1	1	0	0	0	0	
4/19	at Creighton	-	3-1	2.0	1	0	0	1	1	
4/24	Arizona State	-	14-4	1.0	3	1	1	1	0	
5/1	Nevada	-	8-2	1.0	1	0	0	0	0	
5/3	Grand Canyon	-	7-11	0.2	2	1	1	0	0	
5/8	at USC	-	1-6	1.0	0	0	0	0	1	
5/8	at USC	-	5-8	2.0	1	1	1	1	2	
5/15	Oregon State	-	10-5	2.0	1	0	0	0	1	
5/21	at Oregon	-	3-5	2.1	2	0	0	0	2	
5/25	vs Oregon	-	8-6	1.1	3	0	0	0	0	
5/28	vs Stanford	-	4-5	2.1	3	1	0	0	4	
6/4	vs Ole Miss	L	4-7	0.0	0	2	2	2	0	
6/5	at Miami [Fla.]	-	4-3	2.0	1	0	0	2	2	
Totals			1-1	-	30.0	28	16	13	16	22

CAREER STATS

YEAR	ERA	W-L	G	IP	H	R	ER	BB	K	SV	BAA
2022*	3.90	1-1	22	30.0	28	16	13	16	22	0	.239
2023	6.92	1-1	9	26.0	27	23	20	13	25	0	.267
2024	2.04	0-0	4	17.2	14	5	4	3	21	0	.219
Totals	4.52	2-2	35	73.2	69	44	37	32	68	0	.245

* at Arizona



40 VICTOR QUINN

RHP • JR. • R/R • O'FALLON, MO.

NOTABLE

- Played two seasons at Oregon State, prior to Mizzou
- Made 13 appearances for the Beavers in his time in Corvallis
- Logged a scoreless ninth in 2023 vs. Arizona State and Portland

CAREER HIGHS

- Innings:** 1.0, six times, last at San Diego State [2/23/24]
- Hits:** 2, four times, last at LSU [6/5/23]
- Runs:** 3, vs Grand Canyon [3/16/22]
- Earned Runs:** 3, vs Grand Canyon [3/16/22]
- Walks:** 3, two times, last vs Nevada [3/15/23]
- Strikeouts:** 1, six times, last at San Diego State [2/23/24]

2024

Date	Opponent	Dec.	Score	IP	H	R	ER	BB	K	
2/23	at San Diego State	-	3-10	1.0	1	0	0	0	1	
2/27	SEMO	-	3-8	0.2	0	1	1	1	0	
Totals			0-0	-	1.2	1	1	1	1	1

2023 (at Oregon State)

Date	Opponent	Dec.	Score	IP	H	R	ER	BB	K	
2/19	vs New Mexico	-	14-6	0.0	0	2	2	1	0	
2/24	Coppin State	-	11-1	1.0	0	1	1	1	3	1
3/7	San Diego	-	9-4	0.0	0	0	0	1	0	
3/15	Nevada	-	12-1	0.1	1	1	1	3	0	
5/16	Portland	-	8-14	1.0	2	0	0	0	1	
5/25	vs Arizona State	-	10-14	1.0	1	0	0	0	0	
6/2	vs Sam Houston	-	18-2	1.0	1	0	0	1	1	
6/5	at LSU	-	7-13	1.0	2	1	1	1	1	
Totals			0-0	-	5.1	7	5	5	10	4

2022 (at Oregon State)

Date	Opponent	Dec.	Score	IP	H	R	ER	BB	K	
2/19	vs Gonzaga	-	13-5	0.2	2	2	2	0	0	
3/16	Grand Canyon	-	7-13	0.1	2	3	3	1	0	
4/16	Long Beach State	-	14-3	0.2	0	0	0	0	1	
5/10	Portland	-	4-0	0.2	0	0	0	0	0	
5/28	vs UCLA	-	22-25	0.0	0	1	1	1	0	
Totals			0-0	-	2.1	4	6	6	2	1

CAREER STATS

YEAR	ERA	W-L	G	IP	H	R	ER	BB	K	SV	BAA
2022*	23.14	0-0	5	2.1	4	6	6	2	1	0	.364
2023*	8.44	0-0	8	5.1	7	5	5	10	4	0	.333
2024	5.40	0-0	2	1.2	1	1	1	1	1	0	.355
Totals	11.57	0-0	15	9.1	12	12	12	13	6	0	.344

* at Oregon State



30 CARTER RUSTAD

RHP • 5TH • R/R • O'FALLON, MO.

NOTABLE

- Limited to one appearance in 2023 due to injury
- Posted a 2.77 ERA in 13 bullpen appearances in 2022
- Made 15 appearances and nine starts in two years at San Diego

CAREER HIGHS

- Innings:** 9.0, at Gonzaga [5/28/21]
- Hits:** 8, twice (last vs. BYU [5/8/21])
- Runs:** 9, at San Diego State [2/20/21]
- Earned Runs:** 7, vs. BYU [5/8/21]
- Walks:** 4, vs. Seattle [2/22/20]
- Strikeouts:** 9, at Indiana [3/7/20]

2024

Date	Opponent	Dec.	Score	IP	H	R	ER	BB	K	
2/16	at Cal Poly*	W	3-1	5.0	1	0	0	0	6	
2/24	at UC San Diego*	L	4-8	4.1	6	5	3	0	4	
3/2	Northern Kentucky* W	28-10	4.0	2	2	2	2	2	1	
3/9	Purdue Fort Wayne* W	11-1	6.0	4	1	0	0	8		
3/17	at Arkansas*	L	1-9	5.0	5	5	5	2	1	
Totals			3-2	-	19.1	18	13	11	4	20

2023

Date	Opponent	Dec.	Score	IP	H	R	ER	BB	K	
2/19	vs. TCU	-	9-8	1.0	1	1	0	0	1	
Totals			0-0	-	1.0	1	1	0	1	1

2022

Date	Opponent	Dec.	Score	IP	H	R	ER	BB	K	
2/20	at Nicholls State*	-	8-9	4.0	6	6	6	2	3	
2/27	at UL-Monroe	-	4-2	3.0	1	0	0	0	4	
3/6	Tarleton State	W	11-6	4.1	5	4	4	2	5	
3/13	at Arizona State	W	6-4	4.0	5	3	3	1	2	
3/20	at Vanderbilt	-	4-7	1.0	1	1	0	1	1	
3/26	Arkansas	-	7-5	2.2	2	1	1	0	3	
4/1	South Carolina	-	1-4	1.1	0	0	0	0	2	
4/3	South Carolina	S	10-3	2.0	0	0	0	0	0	
4/8	at Tennessee	L	3-8	1.1	4	3	2	1	0	
4/16	Kentucky	W	10-6	4.2	3	0	0	2	5	
4/21	at LSU	-	3-5	2.1	1	0	0	0	3	
4/26	at Missouri State	-	2-3	3.0	0	0	0	1	3	
5/1	Mississippi State	-	7-6	4.1	6	1	1	1	3	
5/8	at Ole Miss	-	2-10	5.0	6	1	1	0	3	
5/15	Florida*	L	3-4	5.2	7	4	4	1	5	
5/21	at Georgia*	-	10-11	2.2	3	5	3	0	0	
Totals			3-2	-	51.1	50	59	27	15	42

2021 (at San Diego)

Date	Opponent	Dec.	Score	IP	H	R	ER	BB	K	
2/20	at San Diego State*	-	18-19	1.1	5	9	6	3	1	
2/27	Cal State-Fullerton*	-	8-5	5.0	4	1	1	1	5	
3/5	at UC-San Diego*	-	15-10	3.0	6	5	5	3	4	
3/14	UC-Riverside	-	5-4	2.1	2	0	0	0	2	
3/20	Saint Mary's	-	3-4	2.0	2	0	0	0	1	
3/23	at USC	W	6-5	3.0	0	0	0	0	0	
3/28	Pacific	W	5-1	2.1	2	0	0	1	0	
4/2	at Cal State-Fullerton	-	1-3	3.2	3	0	0	2	4	
4/10	at LMU*	W	6-0	5.0	8	0	0	1	3	
4/16	San Francisco*	L	1-12	1.2	5	5	5	3	0	
4/25	at Santa Clara*	-	6-4	4.0	6	2	2	1	8	
5/1	Pepperdine	W	7-6	4.0	3	0	0	0	4	
5/8	BYU*	-	13-12	3.2	8	7	7	2	4	
5/21	Portland*	-	4-3	3.2	6	2	2	2	5	
5/28	at Gonzaga*	W	9-0	9.0	1	0	0	1	5	
Totals			5-1	-	53.2	61	31	28	20	46

2020 (at San Diego)

Date	Opponent	Dec.	Score	IP	H	R	ER	BB	K	
2/16	vs. Minnesota*	W	5.0	5.0	2	0	0	2	4	
2/22	Seattle*	W	5.0	5.0	1	1	1	4	8	
3/1	Monmouth*	W	5.0	5.0	0	0	0	1	3	
3/7	at Indiana*	W	6.1	6.1	2	1	1	1	9	
Totals			4-0	-	21.1	5	2	2	8	24

CAREER STATS

YEAR	ERA	W-L	G	IP	H	R	ER	BB	K	SV	BAA
2020*	0.84	4-0	4	21.1	5	2	2	8	24	0	.074
2021*	4.70	5-1	15	53.2	61	31	28	20	46	0	.289
2022	4.73	3-2	16	51.1	50	29	27	15	42	1	.255
2023	0.00	0-0	1	1.0	1	1	0	0	1	0	.250
2024	3.70	3-2	5	24.1	18	13	10	4	20	0	.196
Totals	3.98	15-5	41	151							

2024 (continued)

2/27	SEMO	-	3-8	1.0	2	2	2	1	1	
3/3	Northern Kentucky	-	15-16	0.2	0	0	0	1	0	
3/9	Purdue Fort Wayne	L	7-9	0.1	1	2	2	2	0	
3/17	at Arkansas	-	1-9	1.0	2	1	1	2	1	
Totals		0-0	-	5.2	9	6	6	8	4	

2023

Date	Opponent	Dec.	Score	IP	H	R	ER	BB	K	
2/28	Lindenwood*	W	17-2	3.0	1	0	0	1	0	
3/7	Western Illinois	-	6-0	1.0	1	0	0	1	1	
3/29	at Lindenwood*	-	7-5	3.1	8	4	4	1	1	
4/1	at Kentucky	-	0-10	2.2	2	2	2	2	2	
4/11	at Missouri State	-	10-1	1.0	0	0	0	0	1	
4/13	at Texas A&M	-	5-13	5.2	3	3	3	3	1	
4/22	Alabama	-	4-10	2.1	4	2	2	0	2	
4/26	at SIUE	-	8-3	1.0	1	1	1	1	0	
4/28	at Florida	-	1-11	1.0	2	1	1	1	0	
5/2	Kansas*	-	9-7	1.0	3	3	3	1	2	
5/4	Ole Miss	-	11-9	0.1	0	0	0	0	1	
5/5	Ole Miss	-	13-3	2.2	7	2	2	0	2	
5/13	Georgia	-	14-12	0.2	1	1	1	2	1	
5/20	at Auburn	-	7-9	1.0	1	0	0	1	2	
5/23	vs Auburn	-	4-10	0.2	0	0	0	1	1	
Totals		1-0	-	27.1	34	19	16	15	17	

CAREER STATS

YEAR	ERA	W-L	G	IP	H	R	ER	BB	K	SV	BAA
2023	5.27	1-0	15	27.1	34	19	16	15	17	0	.298
2024	9.53	0-1	7	5.2	9	6	6	8	4	0	.409
Totals	6.00	1-1	22	33.0	43	25	22	23	21	0	.316



1 **JUJU STEVENS**

OF • JR. • R/R • WOODBRIDGE, CONN.

NOTABLE

- Saw action in 30 games with 19 starts in 2023
- Smacked the decisive three-run homer against Texas Southern
- Hit .279 and slugged .605 in nonconference matchups

CAREER HIGHS

- Hits:** 2, five times, last vs Illinois [3/28/23]
- Doubles:** 1, seven times, last vs Vanderbilt [4/7/23]
- Home Runs:** 1, three times, last at Lindenwood [3/29/23]
- RBI:** 4, vs Texas Southern [3/4/23]
- Runs Scored:** 2, vs Saint Louis [3/15/22]
- Walks:** 1, two times, last at South Carolina [3/24/23]
- Stolen Bases:** 1, two times, last vs CSU Bakersfield [2/22/24]

2024

Date	Opponent	AB	R	H	RBI	2B	3B	HR	BB	SB
2/22	vs CSU Bakersfield*	4	0	1	0	0	0	0	0	1
Totals		4	0	1	0	0	0	0	0	1

2023

Date	Opponent	AB	R	H	RBI	2B	3B	HR	BB	SB
2/19	vs TCU	5	0	1	1	0	0	0	0	0
2/23	at FIU*	4	0	1	0	1	0	0	0	0
2/25	at FIU	1	0	0	0	0	0	0	0	0
2/28	Lindenwood	2	1	1	0	0	0	0	0	0
3/4	Texas Southern*	3	1	2	4	1	0	1	0	0
3/7	Western Illinois*	4	0	1	0	0	0	0	0	0
3/10	NJIT*	3	0	1	1	1	0	0	0	0
3/10	NJIT*	2	0	0	0	0	0	0	0	0
3/12	NJIT*	3	0	1	1	1	0	0	0	0
3/15	Lamar*	4	1	1	1	0	0	1	0	0
3/17	Tennessee*	3	0	0	1	0	0	0	0	0
3/19	Tennessee*	2	0	0	0	0	0	0	0	0
3/22	vs Kansas*	4	0	0	0	0	0	0	0	0
3/24	at South Carolina*	4	0	2	0	0	0	0	1	0
3/25	at South Carolina*	4	0	0	0	0	0	0	0	0
3/25	at South Carolina	1	0	0	0	0	0	0	0	0
3/28	vs Illinois*	3	1	2	3	1	0	0	0	0
3/29	at Lindenwood*	5	1	1	2	0	0	1	0	0
3/31	at Kentucky*	3	0	0	0	0	0	0	0	0
4/1	at Kentucky*	3	0	1	0	1	0	0	0	0
4/6	Vanderbilt*	4	0	0	0	0	0	0	0	0
4/7	Vanderbilt*	3	0	1	1	1	0	0	0	0
4/8	Vanderbilt*	3	0	0	0	0	0	0	0	0
4/13	at Texas A&M	2	0	0	0	0	0	0	0	0
4/14	at Texas A&M	1	0	0	0	0	0	0	0	0
4/21	Alabama	1	0	0	0	0	0	0	0	0
4/23	Alabama	1	0	0	0	0	0	0	0	0
4/30	at Florida	0	0	0	0	0	0	0	0	0
5/4	Ole Miss*	2	0	0	0	0	0	0	0	0
5/19	at Auburn	1	0	0	0	0	0	0	0	0
Totals		81	5	16	15	7	0	3	1	0

2022

Date	Opponent	AB	R	H	RBI	2B	3B	HR	BB	SB
3/5	Tarleton State	1	0	0	0	0	0	0	0	0
3/6	Tarleton State*	3	0	1	2	0	0	0	0	1
3/9	Gonzaga*	2	0	1	1	0	0	0	0	0

2022 (continued)

3/15	Saint Louis	2	2	2	1	0	0	0	0	1
3/18	at Vanderbilt	1	0	0	0	0	0	0	0	0
3/19	at Vanderbilt*	3	0	2	0	0	0	0	0	0
Totals		12	2	6	4	0	0	0	1	1

CAREER STATS

YEAR	AVG	GP-GS	AB	R	H	2B	3B	HR	RBI	BB	SB
2022	.500	6-3	12	2	6	0	0	0	4	1	1
2023	.198	30-19	81	5	16	7	0	3	15	1	0
2024	.000	0-0	0	0	0	0	0	0	0	0	0
Totals	.237	36-22	93	7	22	7	0	3	19	2	1



35 **DANIEL WISSLER**

LHP • SO. • L/L • O'FALLON, MO.

NOTABLE

- Made 20 relief appearances as a freshman in 2023
- Logged a 2-0 record with a save and 21 strikeouts in 22.0 innings
- Turned 10 scoreless outings, including four of his last five

CAREER HIGHS

- Innings:** 3.1, at Cal Poly [2/17/24]
- Hits:** 5, at Cal Poly [2/17/24]
- Runs:** 5, two times, last at Texas A&M [4/13/23]
- Earned Runs:** 5, vs Lamar [3/15/23]
- Walks:** 4, at South Carolina [3/25/23]
- Strikeouts:** 4, two times, last at South Carolina [3/25/23]

2024

Date	Opponent	Dec.	Score	IP	H	R	ER	BB	K	
2/17	at Cal Poly	W	12-8	3.1	5	2	2	1	3	
2/24	at UC San Diego	-	5-4	1.0	1	0	0	0	1	
2/27	SEMO	L	3-8	2.0	2	1	1	0	3	
3/2	Northern Kentucky	-	28-10	1.0	3	3	3	0	0	
3/5	Lindenwood*	W	5-4	5.0	3	1	1	1	5	
3/12	at Kansas*	-	5-4	4.0	3	2	2	2	2	
Totals		2-1	-	14.1	17	9	9	4	14	

2023

Date	Opponent	Dec.	Score	IP	H	R	ER	BB	K	
2/18	vs. TCU	-	6-5	1.1	0	0	0	2	0	
2/24	at FIU	-	5-2	0.2	2	2	2	1	2	
2/26	at FIU	W	9-5	1.1	1	2	2	1	0	
2/28	Lindenwood	-	17-2	0.2	0	0	0	0	1	
3/5	Texas Southern	-	15-7	2.0	1	0	0	0	4	
3/15	Lamar	-	10-8	1.0	4	5	5	1	0	
3/22	vs Kansas	W	8-3	1.2	0	0	0	1	2	
3/25	at South Carolina	-	4-5	3.0	2	2	2	4	4	
3/29	at Lindenwood	S	7-5	1.1	1	0	0	0	1	
3/31	at Kentucky	-	2-12	1.0	0	0	0	0	0	
4/1	at Kentucky	-	0-10	3.0	1	1	1	3	2	
4/6	Vanderbilt	-	6-7	1.1	4	3	2	0	1	
4/11	at Missouri State	-	10-1	0.2	1	1	1	0	2	
4/13	at Texas A&M	-	5-13	0.1	4	5	4	1	1	
4/22	Alabama	-	4-10	0.2	2	1	1	2	1	
4/29	at Florida	-	7-11	0.1	0	0	0	0	0	
5/5	Ole Miss	-	13-3	0.1	0	0	0	0	0	
5/6	Ole Miss	-	14-20	0.0	2	1	1	1	0	
5/12	Georgia	-	13-3	0.0	1	0	0	0	0	
5/19	at Auburn	-	2-7	1.1	0	0	0	1	0	
Totals		2-0	-	22.0	26	23	21	18	21	

CAREER STATS

YEAR	ERA	W-L	APP	IP	H	R	ER	BB	K	SV	AVG
2023	8.59	2-0	20	22.0	26	23	21	18	21	1	.292
2024	4.96	2-1	6	16.1	17	9	9	4	14	0	.270
Totals	7.04	4-1	26	38.1	43	32	30	22	35	1	.283

THE LAST TIME

MIZZOU INDIVIDUAL HITTER

7+ at bats:7, Zimmermann / Cornelius / Vierling at Texas A&M (March 30, 2019)
 8+ at bats:8, John Marquardt vs. Kansas State (May 8, 1982)

5+ runs scored:5, Brett Bond, vs. Eastern Michigan (Feb. 18, 2017)
 6+ runs scored:6, Jacob Priday vs. Texas (April 11, 2008)

4+ hits:4, Justin Colon vs. Northern Kentucky (March 2, 2024)
 5+ hits:5, Brett Bond at Iowa (May 1, 2018)
 6+ hits:6, Jeff Terrell vs. Iowa State (May 5, 1995)

2+ doubles:2, Trevor Austin at Cal Poly (Feb. 17, 2024)
 3+ doubles:3, Luke Mann vs Kansas (May 2, 2023)
 4+ doubles:4, W.T. Hoover vs. Bradley (May 14, 1999)

2+ triples:2, Hank Zeisler at Missouri State (April 11, 2023)
 3+ triples:3, J.R. Warner vs. Notre Dame (Feb. 26, 1999)

2+ home runs:2, Trevor Austin vs. Purdue Fort Wayne (March 9, 2024)
 3+ home runs:3, Luke Mann at South Carolina (March 24, 2023)
 4+ home runs:Jacob Priday vs. Texas (April 11, 2008)

4+ straight games w/home run:Luke Mann (6), (May 2-13, 2023)
 7 straight games w/home run:Griffin Moore (7), (March 22-29, 1997)

Grand slam:Luke Mann vs Ole Miss (May 6, 2023)
 Pinch-hit grand slam:Shea McGahan at Southern (Feb. 23, 2022)

5+ RBI:5, Justin Colon vs. Northern Kentucky (March 2, 2024)
6+ RBI:7, Jackson Beaman vs. Northern Kentucky (March 2, 2024)
7+ RBI:7, Jackson Beaman vs. Northern Kentucky (March 2, 2024)
 8+ RBI:9, Brian Sharp vs. Northeastern (Feb. 24, 2018)
 9+ RBI:9, Brian Sharp vs. Northeastern (Feb. 24, 2018)

3+ RBI in 3-straight games:Fox Leum vs. South Carolina/Kansas (April 2-6 2022)

2+ stolen bases:2, Drew Culbertson vs. Northern Kentucky (March 1, 2023)
 3+ stolen bases:3, Ross Lovich at Nicholls State (Feb. 19, 2022)
 4+ stolen base:4, Conner Mach vs. La Moynie (March 12, 2011)
 Stole home:Ty Wilmsmeyer vs Western Illinois (March 7, 2022)
 Stole home (straight steal):Brandt Belk at Alabama (May 2, 2021)

Hit for cycle:Ross Lovich vs. Georgia (May 12, 2023)

Led off game with home run:Luke Mann at FIU (Feb. 26, 2023)
 Pinch hit home run:Cam Careswell vs. Texas Southern (March 5, 2023)
 Inside-the-park home run:Greg Folgias vs. Kansas (May 8, 2009)
 Walk-off home run:Dylan Leach vs Georgia (May 13, 2023)

Walk-off hit (non home run):Cam Chick vs. Georgia (May 14, 2023)
 Walk-off sacrifice fly:Tre Morris vs. South Carolina (April 2, 2022)
 Walk-off walk drawn:Chad McDaniel vs. Saint Louis (April 2, 2019)
 Walk-off error by opposition to allow winning run:vs. Chicago State (March 15, 2017)

Hit-by-pitch twice in an inning:Josh Day, 3rd vs. Kentucky (April 18, 2022)

MIZZOU INDIVIDUAL PITCHER

Tossed a 7-inning complete game:Chandler Murphy vs. NJIT (March 10, 2023)
 Tossed a 9-inning complete game:Michael Plassmeyer vs. Alabama (April 7, 2018)

Tossed a 7-inning complete game shutout:Max Scherzer vs. Oklahoma (May 26, 2006)
 Tossed a 9-inning complete game shutout: ..Michael Plassmeyer vs. Alabama (April 7, 2018)

**Tossed a 1-hitter (team): Carter Rustad / Ryan Magdic / Jacob Peaden
at Cal Poly (Feb. 16, 2024)**

Tossed a no-hitter (team): Bryce Montes De Oca / Giovanni Lopez / Nolan Gromacki
vs. UMBC (March 2, 2018)

Tossed a no-hitter (solo):Jim Maddock vs. Nebraska (May 3, 1981)

Tossed a perfect game:Never

Tossed an immaculate inning:Tony Neubeck vs. Louisiana-Monroe (Feb. 25, 2022)

Tallied 10-plus strikeouts:10, Austin Marozas vs. South Carolina (April 3, 2022)
 Tallied 11-plus strikeouts:12, Spencer Miles at Georgia (May 19, 2022)
 Tallied 12-plus strikeouts:12, Spencer Miles at Georgia (May 19, 2022)
 Tallied 13-plus strikeouts:13, Michael Plassmeyer vs. Northeastern (Feb. 24, 2018)
 Tallied 14-plus strikeouts:14, Tanner Houck vs. Vanderbilt (March 26, 2016)
 Tallied 15-plus strikeouts:15, Kyle Gibson vs. Oklahoma (April 3, 2009)
 Tallied 20-plus strikeouts:20, Jack Stroud vs. Colorado (April 19, 1963)

BOLD denotes 2024 season

MIZZOU TEAM OFFENSE PRODUCED

15+ runs scored:20 vs. Purdue Fort Wayne (March 10, 2024)
20+ runs scored:20 vs. Purdue Fort Wayne (March 10, 2024)
25+ runs scored:28 vs. Northern Kentucky (March 3, 2024)
 30+ runs scored:31, vs. Texas (April 11, 2008)

15+ hits:19 vs. Purdue Fort Wayne (March 10, 2024)
 20+ hits:21, vs. Southeast Missouri (May 1, 2019)
 25+ hits:26, vs. Texas (April 11, 2008)

6+ doubles:7, at Southern (Feb. 23, 2022)
 7+ doubles:7, at Southern (Feb. 23, 2022)
 8+ doubles:8, vs. Missouri State (April 24, 2018)
 9+ doubles:10, vs. Rockhurst (March 28, 1997)
 10+ doubles:10, vs. Rockhurst (March 28, 1997)

3+ triples:vs. Florida (April 21, 2013)
 4+ triples:vs. Chicago State (March 21, 2004)
 5+ triples:vs. Baylor (April 19, 2003)
 6+ triples:vs. Baylor (April 19, 2003)

4+ home runs:4, vs. CSU Bakersfield (Feb. 22, 2024)
 5+ home runs:5, vs. Georgia (May 13, 2023)
 6+ home runs:6, vs. Ole Miss (May 6, 2023)
 7+ home runs:7, vs. Texas (April 11, 2008)

10+ walks:10, vs. Purdue Fort Wayne (March 9, 2024)
 15+ walks:16, vs. SIUE (March 30, 2022)
 18 walks:18, vs. North Dakota State (March 20, 2005)

4 hit by pitches:4, vs. Purdue Fort Wayne (March 10, 2024)
5 hit by pitches:5, at San Diego State (Feb. 23, 2024)
 6 hit by pitches:6, at Missouri State (April 16, 2019)
7+ hit by pitches:7, vs. Northern Kentucky (March 2, 2024)

5+ stolen bases:5, at Missouri State (April 11, 2023)
 6+ stolen bases:6, at Nicholls (Feb. 19, 2022)
 7+ stolen bases:7, vs. Arkansas State (March 12, 2019)
 8+ stolen bases:10, vs. Arkansas State (March 21, 2018)

7 runs scored in an inning:7, vs Lindenwood (Feb. 28, 2023)
8 runs scored in an inning:8, vs. Purdue Fort Wayne (March 10, 2022)
9 runs scored in an inning:9, vs. Northern Kentucky (March 2, 2024)
10+ runs scored in an inning:14, vs. Northern Kentucky (March 2, 2024)

MIZZOU TEAM PITCHING PRODUCED

Shutout an opponent:6-0, vs. Western Illinois (March 7, 2023)
 Shutout an SEC opponent:11-0, vs. South Carolina (April 27, 2019)
 Back to back shutouts:at Tennessee (May 18-19, 2017)
10 strikeouts:11, vs. Purdue Fort Wayne (March 9, 2024)
11 strikeouts:11, vs. Purdue Fort Wayne (March 9, 2024)
12 strikeouts:12, at UC San Diego (Feb. 24, 2024)
13 strikeouts:13, vs. Lindenwood (March 5, 2024)
 14 strikeouts:14, at South Carolina (March 25, 2023)
 15 strikeouts:15, at South Carolina (March 24, 2023)
 16 strikeouts:16, vs. NJIT (March 12, 2023)
 17+ strikeouts:19, at ULM (Feb. 25, 2022)
 18+ strikeouts:19, at ULM (Feb. 25, 2022)
 19+ strikeouts:19, at ULM (Feb. 25, 2022)
 20+ strikeouts:20, at Southern (Feb. 23, 2022)
20, vs. Colorado (April 19, 1963)

MISCELLANEOUS

Played to a tie:2-2, at Texas A&M (March 31, 2019)
Had a rain delay:0:43, vs. Southeast Missouri (Feb. 27, 2024)
Had a rain-shortened game:8 inn., vs. Southeast Missouri (Feb. 27, 2024)
Had a game canceled:at Cal Poly (Feb. 18, 2024)
 Had a game postponed:vs. Tennessee (March 18, 2023)
Had an extra-inning game:10 innings, at Kansas (March 12, 2024)
 Defeated a ranked opponent:at No. 28 Texas A&M (April 15, 2023)

Tallied three-game series sweep:vs. Georgia (May 12-14, 2023)
 Tallied three-game SEC series sweep:vs. Georgia (May 12-14, 2023)
 Tallied four-game series sweep:vs. Iona (Feb. 13-14, 2015)
 Tallied doubleheader sweep:vs. Tennessee (March 19, 2023)
 Series win over top-5 team:vs. No. 4 Tennessee (March 17-19, 2023)
Tallied run-rule victory:20-2, vs. Purdue Fort Wayne (March 10, 2024)
 Recorded a triple play:vs. Alabama A&M (Feb. 28, 2018)
 Turned 3+ double plays:3 vs. Georgia (May 12, 2023)
 Turned 5+ double plays:5 at Florida (April 26, 2014)

Hit multiple home runs in an inning:2, 5th inning vs. Purdue Fort Wayne (March 10, 2024)
Hit 3+ home runs in an inning:vs. CSU Bakersfield (Feb. 22, 2024)
**Back to back home runs: Brock Daniels and Jackson Lovich
 vs. Purdue Fort Wayne (March 10, 2024)**