

# KANSAS

#KUBball

f /KANSASBASKETBALL

@KUHOOPS

@KUHOOPS

MARCH 5, 2024 | KANSAS STATE | GAME NOTES

KANSAS COMMUNICATIONS

JAYHAWKS

21-8

2023-24 OVERALL

9-7

2023-24 BIG 12

14/15

RANKING (AP/COACHES)

Bill Self  
HEAD COACH

586-140 (.807)

RECORD AT KANSAS, 21ST SEASON



VS



17-12

2023-24 OVERALL

7-9

2023-24 BIG 12

-/-

RANKING (AP/COACHES)

Jerome Tang  
HEAD COACH

41-22 (.651)

RECORD AT KANSAS STATE, SECOND SEASON

WILDCATS

## RECORD (21-8, 9-7 -- H: 14-1; A: 3-6; N: 4-1)

KU OPP

Date	Rnk	Rnk	Opponent	TV	Time/Result
NOVEMBER (6-1)					
6	1	-	NORTH CAROLINA CENTRAL	B12 NOW	W, 99-56
10	1	-	MANHATTAN COLLEGE	B12 NOW	W, 99-61
14	1	17	vs. Kentucky#	ESPN	W, 89-84
20	1	-	vs. Chaminade!	ESPNU	W, 83-56
21	1	4	vs. Marquette!	ESPN	L, 59-73
22	1	7	Tennessee!	ESPN2	W, 69-60
28	5	-	EASTERN ILLINOIS	B12 NOW	W, 71-63

DECEMBER (6-0)

1	5	4	UCONN-	ESPN2	W, 69-65
5	2	-	KANSAS CITY	B12 NOW	W, 88-69
9	2	-	MISSOURI	ESPN	W, 73-64
16	2	-	at Indiana	CBS	W, 75-71
22	2	-	YALE	B12 NOW	W, 75-60
30	2	-	vs. Wichita State#	ESPN2	W, 86-67

JANUARY (5-3)

6	2	-	TCU*	CBS	W, 83-81
10	3	-	at UCF*	B12 NOW	L, 60-65
13	3	9	OKLAHOMA*	B12 NOW	W, 78-66
16	3	-	at Oklahoma State*	ESPN	W, 90-66
20	3	-	at West Virginia*	B12 NOW	L, 85-91
22	7	-	CINCINNATI*	ESPN	W, 74-69
27	7	23	at Iowa State*	CBS	L, 75-79
30	8	-	OKLAHOMA STATE*	ESPN	W, 83-54

FEBRUARY (4-3)

3	8	4	HOUSTON*	ESPN	W, 78-65
5	4	-	at Kansas State*	ESPN	L, 70-75 (ot)
10	4	13	BAYLOR*	ESPN	W, 64-61
12	6	rv	at Texas Tech*	ESPN	L, 50-79
17	6	25	at Oklahoma*	ESPN	W, 67-57
24	9	-	TEXAS*	ESPN	W, 86-67
27	7	rv	BYU*	B12 NOW	L, 68-76

MARCH (0-1)

2	7	15	at Baylor*	ABC	L, 74-82
5	14	-	KANSAS STATE*	ESPN	8 p.m.
9	14	1	at Houston*	ESPN	3 p.m.
12-16			at Big 12 Championship#		

All times Central and subject to change; **Home Games in ALL CAPS and bold**; Rank: Associated Press Top 25 Poll; #State Farm Champions Classic; !Maui Invitational; -Big EAST-Big 12 Battle; #T-Mobile Center, Kansas City, Mo.; \*Big 12 Conference game

## COMMUNICATIONS

### CHRIS THEISEN

Asst. AD for Communications  
e theisen@ku.edu  
c 785.331.9356

### MAX AEBERSOLD

Communications Graduate Assistant  
e max.aebersold@ku.edu  
c 913.991.2711

\*Visit [kuathletics.com](http://kuathletics.com) for the Kansas Men's Basketball Media Center\*

## KANSAS STATE AT #14/15 KANSAS

Lawrence, Kan. • Allen Fieldhouse (16,300)

Tuesday, March 5, 2024 • 8 p.m. (CT)

Dillons Sunflower Showdown

GAME  
30

**Play-by-Play:** Dan Shulman  
**Analyst:** Jay Williams  
**Producer:** Matt Bartley  
**Director:** Charles Ciccarello



**JAYHAWK RADIO  
NETWORK**

**Radio:** Jayhawk Radio Network  
**Webcast:** KUathletics.com/Radio  
**Play-by-Play:** Brian Hanni  
**Analyst:** Greg Gurley  
**Producer/Engineer:** Steve Kincaid

### TIPOFF

- No. 14 Kansas (21-8, 9-7 Big 12) concludes the home portion of the 2023-24 regular season when it plays host to Kansas State (17-12, 7-9) on Tuesday, March 5, in the Dillons Sunflower Showdown. The KU Senior Night tip from Allen Fieldhouse will be at 8 p.m. CT and the game will be televised on ESPN with Dan Shulman and Jay Williams on the call.
- Beginning in 1983-84 under head coach Larry Brown, Kansas has not lost its final home game of the season.
- Kansas is looking to bounce back from an 82-74 loss at No. 15 Baylor on March 2. KU is 14-1 at home this season. KU is 121-19 following a loss in the Bill Self era, including 6-1 this season. Kansas State had its two-game winning streak snapped with a 74-72 loss at Cincinnati on March 2 in its last outing.
- Kansas leads the overall series with Kansas State, 201-96, including a 52-18 record in Allen Fieldhouse. Kansas' 201 wins against K-State are the most of any one team against another in NCAA history.
- Kansas' NET strength of schedule is No. 1 in the nation through games of March 3. With a NET of No. 18, seven of Kansas' eight losses this season have been versus Quadrant 1 teams. KU is 7-7 against Q1 teams.
- This season, No. 14 Kansas has played No. 1 Houston, No. 2 UConn, No. 4 Tennessee, No. 6 Iowa State, No. 8 Marquette, No. 11 Baylor (twice) and No. 15 Kentucky. The Jayhawks will still play at No. 1 Houston on March 9.
- Kansas leads the nation in assists per game at 19.5. KU leads the Big 12 and is fifth nationally in field goal percentage at 49.9%.
- Senior C Hunter Dickinson leads the conference and is ninth in the nation in rebounds per game at 10.7. With an 18.3 ppg, which is second in the league, he is the only player in the Big 12 to average a double-double. Dickinson's 15 double-doubles and 14 games of 20-plus points lead the league.
- Graduate G Kevin McCullar Jr. leads the league and is third in the nation in triple-doubles with two. He also leads the Big 12 in scoring at 19.0 ppg.
- Redshirt-senior G Dajuan Harris Jr. is second in the Big 12 in assists per game at 6.6, which is eighth nationally.
- Junior F KJ Adams Jr. leads the Big 12 in field goal percentage at 60.5%, which is 22nd nationally.

## LAST GAME STARTERS

<b>1 DICKINSON</b> SR • CENTER	<b>3 HARRIS JR.</b> R-SR • GUARD	<b>10 FURPHY</b> FR • GUARD	<b>15 MCCULLAR JR.</b> GR • GUARD	<b>24 ADAMS JR.</b> JR • FORWARD
MIN <b>32.4</b>	MIN <b>35.8</b>	MIN <b>22.8</b>	MIN <b>35.2</b>	MIN <b>33.6</b>
PPG <b>18.3</b>	PPG <b>8.5</b>	PPG <b>9.1</b>	PPG <b>19.1</b>	PPG <b>12.1</b>
FG% <b>56.1</b>	FG% <b>43.9</b>	FG% <b>50.3</b>	FG% <b>46.4</b>	FG% <b>60.5</b>
REB <b>10.7</b>	3FG% <b>39.1</b>	3FG% <b>37.3</b>	REB <b>6.4</b>	REB <b>4.5</b>
BLK <b>1.3</b>	AST <b>6.6</b>	REB <b>4.6</b>	AST <b>4.3</b>	AST <b>3.3</b>

NUMERICAL ROSTER

NO.	NAME	HT.	WT.	POS.	YR.	EXP.	HOMETOWN / HIGH SCHOOL / PREVIOUS SCHOOL
1	Hunter Dickinson	7-2	260	C	Sr.	TR	Alexandria, Va. / DeMatha Catholic HS / Michigan
3	Dajuan Harris Jr.	6-2	170	G	RS-Sr.	3L	Columbia, Mo. / Rock Bridge HS
4	Justin Cross	6-8	200	F	Jr.	TR	Oak Park, Ill. / Oak Park River Forest HS / John A. Logan College
5	Chris Carter	6-4	190	G	RS-Fr.	TR	Indio, Calif. / Shadow Hills HS / Cal State Northridge
10	Johnny Furphy	6-9	202	G	Fr.	HS	Melbourne, Australia / Centre of Excellence
11	Jamari McDowell	6-4	180	G	Fr.	HS	Houston, Texas / Manvel HS
12	Wilder Evers	6-4	185	G	RS-Fr.	HS	Birmingham, Ala. / Oak Mountain HS
13	Elmarko Jackson	6-3	195	G	Fr.	HS	Marlton, N.J. / South Kent School [Conn.]
14	Patrick Cassidy	6-1	185	G	Jr.	SQ	Columbus, Kan. / Columbus Unified HS
15	Kevin McCullar Jr.	6-7	212	G	Gr.	1L	San Antonio, Texas / Wagner HS / Texas Tech
20	Michael Jankovich	6-4	190	G	S-Sr.	4L	Dallas, Texas / Northfield Mount Hermon [Mass.]
22	Dillon Wilhite	6-9	240	F	RS-So.	1L	San Diego, Calif. / Cathedral Catholic HS
23	Parker Braun	6-10	235	F	Gr.	TR	Burlington, Kan. / Blue Valley NW HS / Missouri / Santa Clara
24	KJ Adams Jr.	6-7	235	F	Jr.	2L	Austin, Texas / Westlake HS
25	Nicolas Timberlake	6-4	200	G	Gr.	TR	Braintree, Mass. / Kimball Union Academy / Towson
41	Zach Clemence	6-11	230	F	Jr.	2L	San Antonio, Texas / Sunrise Christian Academy [Kan.]
	Charlie McCarthy	6-2	195	G	So.	1L	Rancho Mirage, Calif. / Shadow Hills HS

SOCIAL

TWITTER (X)	INSTAGRAM
@H_Dickinson24	hunter.dickinson1
@DajuanH10	dajuanharr1s
@JCross_4	justin.cross4
	chr.x.2
	johnnyfurphy
@jamari_mcdowell	_jammarii
@EversWilder	wilderevers
@ElmarkoJ	elmarkojackson
@patrickcassidy	patrickcassidy14
@Kevin_McCullar	kevinmccullarjr
@michael_jank	mjankovich
@dillonwilhite	dillon.wilhite
	parkerlouisbraun
@kj_axt	kxadams
@NickJTimberlake	ntimberlake25
@BIGZTEXAS	zachary_clemence
	chmac.32

ALPHABETICAL ROSTER

NO.	NAME	POS.	HT.	WT.	YR.	EXP.	HOMETOWN / HIGH SCHOOL / PREVIOUS SCHOOL
24	KJ Adams Jr.	6-7	235	F	Jr.	2L	Austin, Texas / Westlake HS
23	Parker Braun	6-10	235	F	Gr.	TR	Burlington, Kan. / Blue Valley NW HS / Missouri / Santa Clara
5	Chris Carter	6-4	190	G	RS-Fr.	TR	Indio, Calif. / Shadow Hills HS / Cal State Northridge
14	Patrick Cassidy	6-1	185	G	Jr.	SQ	Columbus, Kan. / Columbus Unified HS
41	Zach Clemence	6-11	230	F	Jr.	2L	San Antonio, Texas / Sunrise Christian Academy [Kan.]
4	Justin Cross	6-8	200	F	Jr.	TR	Oak Park, Ill. / Oak Park River Forest HS / John A. Logan College
1	Hunter Dickinson	7-2	260	C	Sr.	TR	Alexandria, Va. / DeMatha Catholic HS / Michigan
12	Wilder Evers	6-4	185	G	RS-Fr.	HS	Birmingham, Ala. / Oak Mountain HS
10	Johnny Furphy	6-9	202	G	Fr.	HS	Melbourne, Australia / Centre of Excellence
3	Dajuan Harris Jr.	6-2	170	G	RS-Sr.	3L	Columbia, Mo. / Rock Bridge HS
13	Elmarko Jackson	6-3	195	G	Fr.	HS	Marlton, N.J. / South Kent School [Conn.]
20	Michael Jankovich	6-4	190	G	S-Sr.	4L	Dallas, Texas / Northfield Mount Hermon [Mass.]
	Charlie McCarthy	6-2	195	G	So.	1L	Rancho Mirage, Calif. / Shadow Hills HS
15	Kevin McCullar Jr.	6-7	212	G	Gr.	1L	San Antonio, Texas / Wagner HS / Texas Tech
11	Jamari McDowell	6-4	180	G	Fr.	HS	Houston, Texas / Manvel HS
25	Nicolas Timberlake	6-4	200	G	Gr.	TR	Braintree, Mass. / Kimball Union Academy / Towson
22	Dillon Wilhite	6-9	240	F	RS-So.	1L	San Diego, Calif. / Cathedral Catholic HS

COACHING STAFF

NAME	POSITION // YEAR AT KU
Bill Self	Head Coach // 21st
Kurtis Townsend	Assistant Coach // 20th
Norm Roberts	Assistant Coach // 13th
Jeremy Case	Assistant Coach // 9th
Fred Quartlebaum	Dir. of Basketball Operations // 11th
Brennan Bechard	Dir. of Scouting // 13th
Joe Dooley	Dir. of S-A Development // 12th
Dr. Ramsey Nijem	Dr. of Sport Performance// 5th
Brady Morningstar	Video Coordinator // 3rd
Doc Sadler	Senior Advisor // 2nd

ALMA MATER // YEAR
Oklahoma State // 1985
Western Kentucky // 1982
Queens College // 1987
Kansas // 2007
Fordham // 1989
Kansas // 2009
George Washington // 1988
UC Santa Barbara // 2012
Kansas // 2011
Arkansas // 1982

PRONUNCIATIONS

Parker BRAUN.....	Brown
Wilder EVERS.....	EE-vers
Michael JANKOVICH.....	JANK-oh-vitch
Dillon WILHITE.....	WILL Height

**ABOUT KANSAS**

No. 14 Kansas (21-8, 9-7 Big 12) is coming off an 82-74 loss at then-No. 15 Baylor on March 2. Kansas enters Tuesday's matchup averaging 76.6 points per game with a plus-8.2 scoring margin. The Jayhawks pull down 35.9 rebounds per outing with a plus-2.9 rebound margin. Kansas leads the nation in assists per game at 19.5. KU leads the Big 12 and is fifth nationally in field goal percentage at 49.9%. KU also averages 7.4 steals and 3.7 blocked shots per contest.

Named to most every national player of the year late watch list, graduate G Kevin McCullar Jr. leads the Big 12 in scoring at 19.0 points per game, which is 54th nationally. His two triple-doubles are the third most in the NCAA. McCullar is second on the KU team with 37 three-point field goals made. His 6.4 rebounds per game are second on the team and he ranks in 11 Big 12 statistical categories.

A six-time Big 12 weekly award winner and also on most every national player of the year list, senior C Hunter Dickinson leads the Big 12 and is ninth nationally in rebounds per game at 10.7. He recorded his 15th double-double of the season with 17 points and 11 rebounds against BYU (2/27) and his 15 double-doubles lead the Big 12 and are 11th nationally. With an 18.3 ppg, which is second in the Big 12 behind McCullar, Dickinson is the only player in the Big 12 averaging a double-double. He also leads the Big 12 with 14 games of 20-plus points. Dickinson leads KU with 37 blocked shots and has 28 steals.

Junior F KJ Adams Jr. continues to lead the Big 12 and is 22nd nationally in field goal percentage at 60.5%. Adams is averaging 12.1 points and 4.5 rebounds per game. He has 95 assists in 2023-24, including 33 in his last nine contests.

Named a Bob Cousy Award top-10 candidate, redshirt-senior G Dajuan Harris Jr. is second in the Big 12 with 6.6 assists per game, which is eighth nationally, and third in assist-to-turnover ratio (3.0), which is 23rd nationally. Harris averages 8.5 points per contest and has a team-high 45 steals.

Freshman G Johnny Furphy (9.1 ppg, 4.6 rpg) is averaging 11.8 points and 6.3 rebounds in Big 12 play. He has started the last 14 games for KU and leads KU with 38 threes made this season.

Other KU regulars include graduate G Nicolas Timberlake (4.2 ppg, 20 3FGs, four starts), freshman G Elmarko Jackson (4.2 ppg, 52 assists, 22 steals, 16 starts), graduate F Parker Braun (2.3 ppg, 19 blocked shots) and freshman G Jamari McDowell (1.7 ppg).

Kansas opened the 2023-24 season with a 99-56 win against North Carolina Central on Nov. 6, in Allen Fieldhouse. The game was part of the McLendon Classic honoring Kansas grad and two-time Naismith Memorial Basketball Hall of Fame coach John McLendon.

**ABOUT KANSAS STATE**

Located just 74 miles away from Allen Fieldhouse, Kansas State is 17-12 on the season and 7-9 in Big 12 play after its 74-72 loss at Cincinnati on March 2. K-State is 2-7 in true road games this season and 3-9 in games not played in Bramlage Coliseum. The Wildcats are coached by Jerome Tang, who is 41-22 in his second season as a head coach with both at K-State. Kansas State scores 72.6 points per game with a plus-2.6 scoring margin. The Wildcats pull down 37.9 rebounds per outing with a plus-3.0 rebound margin. K-State makes 7.5 threes per game and also averages 14.1 assists, 6.1 steals and 4.2 blocked shots per game.

Graduate G Tylor Perry leads Kansas State in scoring with 16.0 points per game and with 83 threes made and 133 assists. Perry is second on the team with 36 steals. Junior G Cam Carter is next in scoring at 15.1 points per game and he leads KSU with 42 steals. Carter, who pulls down 5.1 rebounds per outing, is second on the team with 51 threes made and 79 assists. Junior W Arthur Kaluma leads K-State in rebounds with 7.1 per game. He averages

14.6 points per game and has made 46 threes. Senior W David N'Guessan is next in scoring at 7.6 ppg and he pulls down 6.7 rebounds per game and has 23 blocked shots with, 21 starts. Graduate C Will McNair Jr. (7.5 ppg, 5.3 rpg) has a team-high 34 blocked shots. Other Kansas State regulars include freshman G Dai Dai Ames (4.6 ppg, 11 starts), redshirt-freshman G Dorian Finister (2.8 ppg, 2.4 rpg), sophomore W Jerrell Colbert (2.8 ppg, 28 blocked shots) and freshman G RJ Jones (2.4 ppg).

**THE KANSAS-KANSAS STATE SERIES**

Kansas leads the overall series with Kansas State, 201-96, and has won seven of the last nine and 13 of the last 16 matchups. This series started in 1907 and Kansas is 94-35 in meetings in Lawrence, including 52-18 record in Allen Fieldhouse. Beginning in 2007, KU has won the last 16 meetings versus K-State in Allen Fieldhouse. KSU's last win in the venue was in 2006, 59-55.

Since the inception of the Big 12 Conference in 1996-97, KU is 55-8 against KSU (46-8 in regular-season battles and 9-0 in the Big 12 Championship). KU head coach Bill Self is 36-8 all-time against K-State, 35-8 while at KU. KSU's Jerome Tang is 2-1 against KU.

Beginning in 1983-84, Kansas Kansas has not lost its final home game of the season. In that span, Kansas has hosted Kansas State five times in the final home game of the season (1987, 1997, 2002, 2005 and 2010).

Earlier this season, Kansas State edged Kansas, 75-70 in overtime on Feb. 5, in Manhattan. Hunter Dickinson paced Kansas with 21 points and 12 rebounds, while Kevin McCullar Jr. and Dajuan Harris Jr. each posted 15 points and KJ Adams Jr. 13 points. K-Staet's Tylor Perry led all scorers with 26 points.

Kansas' 201 wins against Kansas State are the most by an opponent over another opponent in NCAA Division I.

**Most All-Time Victories Over an Opponent (Entering 2023-24) (source: NCAA records book; includes vacated wins)**

W-L	Team	Opponent	Years of Series
<b>201-95</b>	<b>KANSAS</b>	<b>Kansas State</b>	<b>1907-2023</b>
195-163	Oregon State	Oregon	1903-2023
192-120	Washington	Oregon	1904-2023
<b>188-65</b>	<b>KANSAS</b>	<b>Iowa State</b>	<b>1908-2023</b>
187-110	Washington	Washington State	1910-2023
176-129	Oregon State	Washington State	1907-2023
175-129	Oregon	Washington State	1908-2023
<b>174-95</b>	<b>KANSAS</b>	<b>Missouri</b>	<b>1907-2023</b>
<b>172-71</b>	<b>KANSAS</b>	<b>Nebraska</b>	<b>1900-2018</b>

**A KANSAS WIN WOULD...**

Make Kansas 22-8 and 10-7 in Big 12 play ... Give Kansas 22 wins in 18 of Bill Self's 21 seasons at Kansas ... Give Kansas its 40th consecutive Senior Night victory, a streak that started in 1983-84 ... Give Kansas a winning league record for the 39th consecutive season beginning in 1989-90, a streak that leads the nation ... Give Kansas 10 conference wins for the 29th time in the last 30 seasons beginning in 1994-95 ... Make the Kansas-Kansas State series 202-96 in favor of KU, including a 53-18 mark in games played in Allen Fieldhouse ... Give Kansas 17 straight wins versus KSU in Allen Fieldhouse ... Make 15-1 in Allen Fieldhouse this season, 855-118 all-time in the venue, including 314-18 under head coach Bill Self ... Make Bill Self 587-140 while at Kansas, 794-245 overall and 36-8 all-time against Kansas State, 36-8 while at KU ... Make Kansas 2,392-893 all-time.

**A KANSAS LOSS WOULD...**

Make Kansas 21-9 on the season and 9-8 in Big 12 play ... Make the Kansas-Kansas State series 201-96 in favor of Kansas, including a 52-19 record in Allen Fieldhouse, marking K-State's first win in Lawrence since 2006 ... Make Kansas 14-2 in Allen Fieldhouse this season, 855-119 all-time in the venue, including 313-19 under head coach Bill Self ... Make Bill Self 793-246 all-time, including 586-141 while at Kansas (36-9 all-time versus Kansas State, including 35-9 while at KU) ... Make Kansas 2,391-894 all-time.

**QUICK FACTS****GENERAL INFORMATION**

Location	Lawrence, Kan.
Enrollment	29,355
Founded	1866
Nickname	Jayhawks
School Colors	Crimson (Pantone 186) and Blue (Pantone 293)
Conference	Big 12
Chancellor	Douglas A. Girod
Athletics Director	Travis Goff
Deputy Athletics Director (MBB)	Sean Lester
Athletics Website	www.KUathletics.com
Ticket Office Phone	1.800.34.HAWKS (42957)

**HISTORY**

Seasons of Basketball	126th in 2023-24
First Season	1888-89
All-Time Record	2,391-893
Conference Regular-Season Titles (last)	63 (2023)
Conference Postseason Tourn. Titles (last)	16 (2022)
NCAA Tournament Appearances (last)	50 (2023)
NCAA Tournament Record	112-49
NCAA Final Four Appearances (last)	15 (2022)
NIT Appearances (last)	2 (1969)

**ALLEN FIELDHOUSE**

Year Opened (Seasons)	1955 (65th season)
Capacity	16,300
Consecutive Sellouts	367 games (Since 2001-02)
All-Time Record	854-118
Record under Bill Self	313-18

**COACHING STAFF**

Head Coach	Bill Self (Oklahoma State, '85)
Record at KU	586-140 (21st season)
Overall Record	793-245 (31st season)
Assistant Coach	Kurtis Townsend (W. Kentucky, '82)
	20th season
Assistant Coach	Norm Roberts (Queens College, '87)
	13th season
Assistant Coach	Jeremy Case (Kansas, '07)
	10th season

**2022-23 REVIEW**

Overall Record	28-8
Big 12 Record (Finish)	13-5 (1st)
Home Record	15-1
Road Record	7-4
Neutral Record	6-3
Big 12 Championship	2-1
NCAA Tournament	1-1
Associated Press Poll Ranking (final)	4
USA TODAY Coaches' Poll Ranking (final)	11

**2023-24 TEAM INFORMATION**

Letterwinners Returning / Lost	8 / 9
Starters Returning / Lost	3 / 2
Newcomers	9

**COMMUNICATIONS**

Daniel Berk	Associate AD - Public Relations and Strategic Communications
Phone	785.312.2159
Email	dberk@ku.edu
Chris Theisen	Assistant AD Communications (MBB)
Phone	785.331.9356
Email	theisen@ku.edu
Max Aebersold	Communications Graduate Assistant (MBB)
Phone	913.991.2711
Email	max.aebersold@ku.edu
Hope Brown	Social Media Manager (MBB)
Phone	785.393.9526
Email	hopebrown@ku.edu

Mailing Address	Kansas Athletics Communications 1651 Naismith Drive, Parrott 1400 Lawrence, KS 66045-4069
Main Office Phone	785.864.3417
Twitter/Instagram	@KUHoops
Facebook	/KansasBasketball
Hashtags	#KUBall #RockChalk #PayHeed

2023-24 ACCOLADES

TEAM

Preseason No. 1 in Associated Press Poll  
Preseason No. 1 in *USA TODAY* Coaches Poll  
Preseason No. 1 in Big 12 Conference Coaches’ Poll

HUNTER DICKINSON

Oscar Robertson Trophy and All-America Watch List (1 of 40)  
Naismith Trophy Midseason Team (1 of 30)  
Big 12 Player of the Week (2.5.24)  
Wooden Award Late Season Top 20  
Wooden Award Midseason Top 25  
Big 12 Player of the Week (1.8.24)  
Big 12 Newcomer of the Week (1.8.24)  
Maui Invitational All-Tournament Team  
Oscar Robertson National Player of the Week (11.21.23)  
Big 12 Player of the Week (11.20.23)  
Big 12 Newcomer of the Week (11.20.23)  
Wooden Award Preseason Top 50  
Big 12 Newcomer of the Week (11.13.23)  
Sporting News Preseason All-America Second Team  
Naismith Trophy Preseason Watch List (1 of 50)  
Preseason NABC Division I Player of the Year (1 of 20)  
Kareem Abdul Jabbar Center Award Watch List (1 of 20)  
Associated Press Preseason All-America  
CBS Sports Preseason All-America  
FOX Sports Preseason All-America  
Preseason Big 12 Player of the Year  
Preseason Big 12 Newcomer of the Year  
Preseason All-Big 12 First Team

JOHNNY FURPHY

Julius Erving Small Forward Award Watch List (1 of 20)

DAJUAN HARRIS JR.

Naismith Defensive Player of the Year Watchlist (1 of 15)  
Bob Cousy Point Guard of the Year Top 10 Candidate  
Wooden Award Preseason Top 50  
Naismith Trophy Preseason Watch List (1 of 50)  
Preseason All-Big 12 First Team

KEVIN MCCULLAR JR.

Oscar Robertson Trophy and All-America Watch List (1 of 40)  
Naismith Trophy Midseason Team (1 of 30)  
Naismith Defensive Player of the Year Watchlist (1 of 15)  
Wooden Award Late Season Top 20  
Jerry West Shooting Guard of the Year Award Top 10 Candidate  
Wooden Award Midseason Top 25  
Oscar Robertson National Player of the Week (11.28.23)  
Big 12 Player of the Week (11.27.23)  
Wooden Award Preseason Top 50  
Naismith Trophy Preseason Watch List (1 of 50)  
Preseason All-Big 12 Honorable Mention

ASSOCIATED PRESS (AP)

MARCH 4, 2024

RANK	SCHOOL (FIRST PLACE VOTES)	RECORD	POINTS
1	Houston (52)	26-3	1539
2	UConn (6)	26-3	1462
3	Purdue (4)	26-3	1459
4	Tennessee	23-6	1364
5	Arizona	23-6	1252
6	Iowa State	23-6	1212
7	North Carolina	23-6	1201
8	Marquette	22-7	1056
9	Duke	23-6	1051
10	Creighton	22-8	983
11	Baylor	21-8	901
12	Illinois	22-7	834
13	Auburn	22-7	746
14	KANSAS	21-8	723
15	Kentucky	21-8	711
16	Alabama	20-9	592
17	South Carolina	24-5	579
18	Washington State	23-7	484
19	Gonzaga	24-6	396
20	BYU	21-8	343
21	San Diego State	22-7	338
22	Utah State	24-5	285
23	Saint Mary’s	24-7	268
24	South Florida	22-5	154
25	Dayton	22-6	50

**OTHERS RECEIVING VOTES:** Nevada 42, Florida 39, Boise State 26, Texas Tech 10, Texas 10, Indiana State 9, Appalachian State 6, New Mexico 5, Florida Atlantic 4, James Madison 4, Princeton 3, McNeese 2, Villanova 2, Michigan State 2, Colorado State 2, Richmond 1

USA TODAY (COACHES)

MARCH 4, 2024

RANK	SCHOOL ( FIRST PLACE VOTES)	RECORD	POINTS
1	Houston (28)	26-3	795
2	UConn (3)	26-3	757
3	Purdue (1)	26-3	745
4	Tennessee	23-6	705
5	Arizona	23-6	644
6	Iowa State	23-6	629
7	North Carolina	23-6	628
8	Duke	23-6	541
9	Marquette	22-7	531
10	Creighton	22-8	487
11	Baylor	21-8	452
12	Illinois	22-7	423
13	Kentucky	21-8	396
14	Auburn	22-7	376
15	KANSAS	21-8	366
16	South Carolina	24-5	298
17	Alabama	20-9	289
18	Gonzaga	24-6	215
19	San Diego State	22-7	194
20	Washington State	23-7	182
21	Saint Mary’s	24-7	175
22	Utah State	24-5	151
23	BYU	21-8	140
24	South Florida	22-5	88
25	Florida	20-9	42

**OTHERS RECEIVING VOTES:** Dayton 31, Texas Tech 24, Nevada 24, Boise State 16, Appalachian State 13, James Madison 10, Oklahoma 8, Northwestern 7, Indiana State 5, Clemson 5, TCU 4, Wake Forest 3, Nebraska 1

WEEK-BY-WEEK RANKINGS

WEEK	AP	COACHES	NCAA NET
Preseason	1 (46)	1 (23)	-
Nov. 13	1 (51)	1 (25)	-
Nov. 20	1 (52)	1 (25)	-
Nov. 27	5	6	-
Dec. 4	2 (1)	3 (1)	16
Dec. 11	2	2 (1)	14
Dec. 18	2 (6)	2 (3)	13
Dec. 25	2 (5)	2 (1)	15
Jan. 1	2 (5)	no poll	11
Jan. 8	3 (2)	3 (1)	11
Jan. 15	3 (3)	4	15
Jan. 22	7	8	14
Jan. 29	8	9	12
Feb. 5	4	4	10
Feb. 12	6	7	12
Feb. 19	9	10	16
Feb. 26	7	9	14
March 4	14	15	18

( ) - First place votes in parenthesis

RANKINGS BREAKDOWN

	AP	COACHES
Weeks in Top 25	856 (371)	630 (386)
Weeks in Top 10	635 (291)	505 (302)
Weeks in Top 5	388 (183)	334 (191)
Weeks at No. 1	77 (37)	69 (38)
Current Consecutive Weeks in Top 25	56 (56)	54 (54)
Most Consecutive Weeks in Top 25	231* (231*)	238* (238*)
Most Consecutive Weeks at No. 1	15 (9)	15 (9)
W-L vs Top 25	259-212 (128-68)	-
Home vs Top 25	108-51 (62-10)	-
Away vs Top 25	57-86 (28-31)	-
Neutral vs Top 25	93-75 (37-27)	-
W-L vs Top 10	112-116 (52-29)	-
Home vs Top 10	43-33 (23-4)	-
Away vs Top 10	22-39 (11-10)	-
Neutral vs Top 10	47-44 (18-15)	-

( ) - Bill Self era in parenthesis  
\* Longest in the NCAA DI history



## 2023-24 BIG 12 STANDINGS (Through games of 3.2.24)

Team	BIG 12						OVERALL					
	Record	Pct	Home	Away	Streak		Record	Pct	Home	Away	Neutral	Streak
Houston	13-3	.812	8-0	5-3	W7		26-3	.897	16-0	6-3	4-0	W7
Iowa State	12-4	.750	8-0	4-4	W3		23-6	.793	17-0	5-4	1-2	W3
Baylor	10-6	.625	6-2	4-4	W2		21-8	.724	14-2	4-4	3-2	W2
Texas Tech	9-7	.562	6-2	3-5	W1		20-9	.690	14-2	3-6	3-1	W1
BYU	9-7	.562	6-2	3-5	W2		21-8	.724	15-2	3-6	3-0	W2
<b>KANSAS</b>	<b>9-7</b>	<b>.562</b>	<b>7-1</b>	<b>2-6</b>	<b>L2</b>		<b>21-8</b>	<b>.724</b>	<b>14-1</b>	<b>3-6</b>	<b>4-1</b>	<b>L2</b>
Texas	8-8	.500	4-4	4-4	W2		19-10	.655	13-4	4-5	2-1	W2
TCU	8-8	.500	5-3	3-5	L2		19-10	.655	12-3	5-5	2-2	L2
Oklahoma	7-9	.438	4-4	3-5	L2		19-10	.655	13-4	3-5	3-1	L2
Kansas State	7-9	.438	6-2	1-7	L1		17-12	.586	14-3	2-7	1-2	L1
Cincinnati	6-10	.375	3-5	3-5	W1		17-12	.586	13-5	4-6	0-1	W1
UCF	6-10	.375	4-4	2-6	L1		15-13	.536	11-6	2-7	2-0	L1
Oklahoma State	4-12	.250	3-5	1-7	L3		12-17	.414	10-7	1-8	1-2	L3
West Virginia	4-12	.250	4-4	0-8	L3		9-20	.310	9-8	0-8	0-4	L3

## BAYLOR LEFTOVERS

- Kansas returned to the starting lineup of Harris, Furphy, McCullar, Adams Jr. and Dickinson for the ninth game this season. The lineup has combined for 410 starts over their career, and have fallen to 6-4 as a starting lineup this season.
- Kansas shot 65.2% (15-of-23) in the first half, marking Kansas' 15th time shooting 50% or better in the first half this season. The Jayhawks are 11-4 in games when shooting 50% or better in the first half this season. It is also the ninth time Kansas has shot 50% or better in the first half in Big 12 Conference play this season.
- Kansas trailed at halftime, 35-34, for just the eighth time this season. The Jayhawks are now 4-4 in games when trailing at the half this season.
- Kansas scored 46 points in the paint, marking the fourth Big 12 Conference game this season with 45+ points in the paint.
- Kansas shot 55.1% (32-of-58) from the field, marking Kansas' 15th game shooting 50% or better this season. The Jayhawks fall to 12-3 in games when shooting 50% or better this season.
- Baylor shot 55.5% (30-of-54) from the floor, marking just the second time this season a team has shot 50% or better against the Jayhawks (Jan. 20 at West Virginia, 51%). The Jayhawks are now 0-2 in games when their opponent shoots 50% or better.
- With 38 minutes on Saturday, Dajuan Harris Jr. surpassed Darnell Valentine for 11th most minutes played all-time. Harris has now played 3,908 career minutes.
- Harris led the team with nine assists, marking his third game with nine or more assists this season and 11th of his career.
- Harris scored 12 points on 6-of-11 from the field, his 12th double-digit scoring effort of the season and 37th of his career. The Jayhawks fall to 33-4 when Harris scores 10 or more points, including 9-3 this season.
- Hunter Dickinson scored 20 points on 9-of-12 from the field, marking his 27th double-digit scoring effort of the season. Dickinson now has 110 games in double-figures over his career.
- Kevin McCullar Jr. scored 20 points on 9-of-19 from the field, marking his 24th game in double-figures this season and 83rd of his career. McCullar's 20 points mark his 12th game this season and 15th of his KU career with 20+ points in a game.
- Dickinson leads the Big 12 with 14 games of 20 or more points this season, while McCullar is second in the Big 12 Conference with 12 games of 20+ points.
- Dickinson added four blocked shots, marking his third game this season and 12th game of his career with four or more blocks. Dickinson has recorded two or more blocks in 49 career games, including eight this season.

## DICKINSON AND MCCULLAR ON OSCAR ROBERTSON TROPHY PLAYER OF THE YEAR MIDSEASON TEAM

The Kansas tandem of Hunter Dickinson and Kevin McCullar Jr. were named to the 40-member 2023-24 Oscar Robertson Trophy and All-America Watch List, the U.S. Basketball Writers Association (USBWA) announced Feb. 27. Members of the association's board of directors chose the players that will be considered as contenders for the Oscar Robertson Trophy representing the national player of the year.

Dickinson and McCullar are looking to become the second player from Kansas to win the Oscar Robertson Trophy, joining Frank Mason who won the award in 2017.

## DICKINSON AND MCCULLAR ON NAISMITH TROPHY PLAYER OF THE YEAR MIDSEASON TEAM

The Kansas duo of Hunter Dickinson and Kevin McCullar Jr. were named to the 2024 Jersey Mike's Naismith Trophy Men's College Player of the Year Midseason Team, the Naismith Awards announced Feb. 15.

Kansas, Houston, North Carolina and Purdue are the only schools to have two athletes listed among the 30 named to Naismith Trophy Midseason Team. Dickinson and McCullar are vying to become the third player from Kansas to win the Naismith Trophy joining Danny Manning (1988) and Frank Mason III (2017).

## KU DUO ON NAISMITH DEFENSIVE PLAYER OF THE YEAR WATCHLIST

Kansas graduate guard Kevin McCullar Jr. and redshirt-senior guard Dajuan Harris Jr. have been named to the 2024 Naismith Defensive Player of the Year Watchlist, the Atlanta Tipoff Club announced Feb. 7. Kansas is one of two schools to have two on the list of 15 players.

McCullar or Harris are aiming to become just the second Jayhawk to win the Naismith Defensive Player of the Year recipient, joining KU standout Marcus Garrett who won the honor in 2020. The award began in 201

## KANSAS DUO ON WOODEN AWARD LATE SEASON TOP 20

The Kansas duo of Hunter Dickinson and Kevin McCullar Jr. has been named to the John R. Wooden Award Late Season Top 20, the Los Angeles Athletic Club announced Jan. 30. The KU tandem is one of just two schools with multiple players on the list, along with North Carolina (2).

Chosen by a poll of national college basketball experts based on their performances during the 2023-24 season thus far, the list comprises of 20 student-athletes who are front-runners for the John R. Wooden Award. Dickinson and McCullar are vying to become the third Kansas player to win the Wooden Award joining Danny Manning (1988) and Frank Mason III (2017).

The players on the list are considered strong candidates for the 2024 John R. Wooden Award Men's Player of the Year. The Wooden Award All-American Team will be announced the week of the "Elite Eight" round of the NCAA Tournament. The winner of the 2024 John R. Wooden Award will be presented following the NCAA Tournament in April.



NCAA TOP-150



BIG 12

## 2023-24 STAT RANKINGS

Through games of 3.3.24

	STAT	NCAA	BIG 12
W-L%	72.4	39	3
SCORING	76.6	93	5
SCORING DEFENSE	68.3	80	6
SCORING MARGIN	+8.2	57	6
REBOUNDS PER GAME	35.9	140	7
REBOUNDING MARGIN	+2.9	95	9
ASSISTS	19.4	1	1
ASSIST-TO RATIO	1.7	9	2
TURNOVER MARGIN	+0.4	--	8
STEALS	7.4	85	5
BLOCKED SHOTS	3.7	123	7
FIELD GOAL PCT.	49.9	5	1
FIELD GOAL PCT. DEFENSE	40.2	16	2
3-POINT FGS MADE	5.8	--	14
3-POINT FIELD GOAL PCT.	34.1	--	11
3FG% DEFENSE	33.0	141	8
FREE THROW PCT.	72.0	--	8

## INDIVIDUAL (ALL GAMES)

## SCORING

Kevin McCullar Jr.	19.1	54	1
Hunter Dickinson	18.3	68	2

## REBOUNDING

Hunter Dickinson	10.7	9	1
Kevin McCullar Jr.	6.4	--	9

## FIELD GOAL PERCENTAGE (MIN. 5.0 FGM/G)

KJ Adams Jr.	60.5	22	1
Hunter Dickinson	56.1	48	2
Kevin McCullar Jr.	46.4	--	5

## 3-POINT FG PERCENTAGE (MIN. 2.5 FGM/G)

--

## 3-POINT FIELD GOALS MADE

--

## FREE THROW PERCENTAGE (MIN. 2.5 FTM/G)

Kevin McCullar Jr.	79.6	--	13
--------------------	------	----	----

## ASSISTS

Dajuan Harris Jr.	6.6	8	2
Kevin McCullar Jr.	4.3	107	9
KJ Adams Jr.	3.3	--	19

## STEALS

Dajuan Harris Jr.	1.6	--	9
Kevin McCullar Jr.	1.5	--	12

## BLOCKED SHOTS

Hunter Dickinson	1.3	--	7
------------------	-----	----	---

## ASSIST-TO-TURNOVER RATIO (MIN. 3 AST/G AVG)

Dajuan Harris Jr.	3.0	23	3
KJ Adams Jr.	1.9	--	11
Kevin McCullar Jr.	1.6	--	15

## DOUBLE-DOUBLES

Hunter Dickinson	15	11	1
Kevin McCullar Jr.	2	--	15
KJ Adams Jr.	2	--	15
Johnny Furphy	1	--	29

## TRIPLE-DOUBLES

Kevin McCullar Jr.	2	3	1
--------------------	---	---	---

KU BY THE NUMBERS

13	Consecutive league regular-season titles - 2005-06-07-08-09-10-11-12-13-14-15-16-17, a KU record and tied for the longest in NCAA history.
15	30+ win seasons
18	Streaks of 10 or more consecutive wins in the Bill Self era, including two in 2022-23. Eight of those have been 15+ win streaks.
20	Big 12 Conference regular-season championships for KU in the league's 27-year existence. Includes 2022-23
20	Undefeated home seasons at Allen Fieldhouse, including 2007-08, 2008-09, 2009-10, 2011-12, 2014-15, 2015-16 and 2018-19 under Bill Self.
21	Times a KU player or coach has been inducted into the Naismith Basketball Hall of Fame, which includes head coach Bill Self in 2017.
23	Or more victories for Kansas in 31 of the last 33 seasons beginning in 1989-90.
26	Championships for Kansas in the Bill Self era - 16 Big 12 regular-season titles, eight Big 12 postseason championships and two NCAA.
28	Kansas has won 10 or more league games in 28 of the last 29 seasons, starting in 1995. KU has won 10+ league games 59 times overall.
32	Consensus All-America First Team selections, the most of any NCAA Division I school, including Jalen Wilson in 2022-23
32	Beginning in 1990, KU has made the NCAA Tournament 32 times in the last 33 tournaments.
35	Beginning in 1989-90, Kansas has won 20 or more games in 34 of the last 35 seasons, including 2023-24.
35	Consecutive seasons KU has led its conference in home attendance, beginning in 1986-87, excluding 2020-21 due to COVID, includes 2022-23.
63	Conference regular-season championships, most in NCAA Division I, including 2022-23.
130.4	Decibels reached inside of Allen Fieldhouse on Feb. 13, 2017, when the arena broke the Guinness Book of World Records mark for loudest crowd roar at an indoor sports event.
231	An NCAA record for consecutive weeks Kansas was ranked in the AP top 25. The streak began 2.2.2009, and spanned 433 games, and ended 2.1.2020.
367	Consecutive sellouts in Allen Fieldhouse, dating back to 2001-02. This includes the 2,500 capacity for 2020-21.
586	Wins for Bill Self in his 21st season at Kansas. He is the second-winningest coach in KU history (Phog Allen, 590-219, 1907-09; 1919-56)
854	All-time Kansas victories inside Allen Fieldhouse. The historic building opened in 1955 and KU holds a 854-118 record in its home venue.
2,391	All-Time victories, the second most in NCAA Division I Men's Basketball.

KANSAS TRIO ON NAISMITH STARTING FIVE TOP 10

Earlier this season, Kansas senior Hunter Dickinson (Kareem Abdul-Jabbar Center of the Year Award), Dajuan Harris Jr. (Bob Cousy Point Guard of the Year Award) and Kevin McCullar Jr. (Jerry West Shooting Guard of the Year Award) were named top-10 candidates for the Hall of Fame Men's Starting Five awards by the Naismith Basketball Hall of Fame. Historically, Kansas has won two such honors, with Frank Mason III winning the 2017 Bob Cousy Award and Jalen Wilson the 2023 Julius Erving Award.

Fans can support their favorite players in the remaining rounds by participating in Fan Voting, presented by Dell Technologies, starting Feb. 2 on hoopshallawards.com. The Fan Vote will count as one committee vote during the finalist selection process.

UPCOMING CAREER MILESTONES

KJ Adams Jr.	769 points...31 from 800
	317 rebounds...83 from 400
Parker Braun	637 points...63 from 700
	470 rebounds...30 from 500
Hunter Dickinson	2,148 points...52 from 2,200
	1,097 rebounds...3 from 1,100
Dajuan Harris Jr.	853 points...47 from 900
	645 assists...55 from 700
	210 steals...40 from 250
Kevin McCullar Jr.	1,498 points...2 from 1,500
	214 steals...36 from 250
	335 assists...66 from 400
Nicolas Timberlake	1,644 points...56 from 1,700
	518 rebounds...82 from 600
	253 3FGs...47 from 300

At Kansas State (2/5) Harris became just the fourth player in KU history to reach 600 assists and 200 steals for his career, currently at 636 assists and 207 steals, and the first since Aaron Miles who accomplished the feat from 2002-05.

KU Career 600 Assists and 200 Steals (ranked by most recent)

Player (KU seasons)	Assists	Steals
<b>DAJUAN HARRIS JR. (2021-PRESENT)</b>	<b>645</b>	<b>210</b>
Aaron Miles (2002-05)	954	264
Kirk Hinrich (2000-03)	668	206
Darnell Valentine (1978-81)	609	336

Dickinson is the fourth active player in NCAA Division I to record 2,000 points and 1,000 rebounds for his career.

Active D1 Career Points/Rebounds Leaders (as of 3/3/24)  
2,000+ points and 1,000+ rebounds

Name, School	Points	Rebounds
Armando Bacot, North Carolina	2,216	1,635
Zach Edey, Purdue	2,229	1,189
<b>HUNTER DICKINSON, KANSAS</b>	<b>2,148</b>	<b>1,097</b>
Baylor Schererman, Creighton	2,141	1,207

KANSAS NOTABLES

- Kansas' strength of schedule is No. 1 nationally. KU is 7-7 versus Quad 1 team, 5-0 versus Q2, 4-1 vs. Q3 and 4-0 vs. Q4. Seven of Kansas' eight losses have been against Q1 teams.
- Kansas is the only school in the Big 12 that has three different players lead in three different statistical categories - Kevin McCullar Jr. (scoring at 19.1 ppg), Hunter Dickinson (rebounding at 10.7 rpg) and KJ Adams Jr. (field goal percentage at 60.5%).
- Hunter Dickinson leads the Big 12 with 14 games of 20 points or more scored, included 20-plus in three of his last four games. Kevin McCullar Jr. is next with 11 games of 20-plus.
- Hunter Dickinson leads the Big 12 with 16 games of 10 or more rebounds this season. Dillon Mitchell of Texas is next with 12.
- Kansas has at least 20 assists in 13 games this season, which is second most in the country behind Arizona with 14.

20-Assists Games in 2023-24 (as of 3/3/24)

1. Arizona - 14
  2. **KANSAS - 13**
  3. BYU, Colorado State, UConn - 12
  6. Iowa, Purdue, Samford, Tennessee, Utah, Wright State - 11
- Kansas is 121-19 (86.4%) following a loss in the Bill Self era, which started in 2003-04. KU is 6-1 when following a loss this season.
  - For 55 weeks, from the first poll of the 2021-22 season until Feb. 26, 2024, Kansas was ranked in the Associated Press Top 10.
  - With its win against No. 4 Houston (2/3), under Bill Self (since 2003-04) Kansas is 19-1 (95.0%) in Allen Fieldhouse against teams ranked higher than KU. The lone loss was Dec. 1, 2005 versus Nevada (70-72) and KU has won 15 straight in that scenario.
  - With the win versus Houston (2/3), under Bill Self, Kansas is 24-4 (85.7%) against AP top-10 teams in games played in Allen Fieldhouse. KU has won its last eight against AP Top-10 foes in AFH dating back to Feb. 27, 2021.
  - After its win at Indiana (12/16), Kansas has now won its last seven games against Blue Blood schools - Indiana, UConn and Kentucky this season; Kentucky, Indiana and Duke last season; and North Carolina in the 2022 NCAA title game.
  - Kansas is 33-4 when Dajuan Harris Jr. scores 10 or more points in a game, including 9-3 this season.
  - Kansas is 66-3 in its last 69 games when outrebounding its opponent. Included was a 61-game win streak when KU outrebounded its opponent.
  - Kansas has won 71 of its last 72 games in Allen Fieldhouse when leading at halftime, dating back to the beginning of the 2018-19 season.
  - Kansas beat Kentucky, 89-84, on Nov. 14, thanks in part to 27 made free throws. KU is 48-1 (.980) under Bill Self (since 2003-04) when they make 25 or more free throws in a game, the best record by any D-I team in that span (minimum 40 games).
  - Kansas overcame an 11-point deficit in the 67-57 win at Oklahoma (2/17). In the last 10 seasons, Kansas has posted 34 wins when overcoming a 10-point deficit, including four this season.
  - Kansas went 116-15 (88.5%) in the month of December under coach Bill Self (since 2003-04). The 88.5 winning percentage is the highest among active coaches, while Kansas has the second-best December winning percentage record since 2003-04.
  - Kansas has won its last 24 games in the month of December beginning with the final game of the 2019-20 season. That is the longest active streak in the nation.

TOP SCORING DUO

Graduate-senior Kevin McCullar Jr. (19.0 ppg) and senior Hunter Dickinson (18.3) are currently the highest scoring duo in the Bill Self era and the second-highest KU duo in the Big 12 era.

Top Scoring Duo by Average in the Bill Self Era (Top 11)		
Season	Total	Players (Ppg)
<b>2023-24</b>	<b>37.4</b>	<b>Kevin McCullar Jr. (19.1), Hunter Dickinson (18.3)</b>
2016-17	37.2	Frank Mason III (20.9), Josh Jackson (16.3)
2004-05	34.7	Wayne Simien (20.3), Keith Langford (14.4)
2011-12	34.3	Thomas Robinson (17.7), Tyshawn Taylor (16.6)
2022-23	34.2	Jalen Wilson (20.1), Grady Dick (14.1)
2008-09	33.8	Sherron Collins (18.9), Cole Adrich (14.9)
2018-19	33.5	Dedric Lawson (19.4), Lagerald Vick (14.1)
2003-04	33.3	Wayne Simien (17.8), Keith Langford (15.5)
2021-22	32.9	Ochai Agbaji (18.8), Christian Braun (14.1)
2017-18	31.9	Devonte' Graham (17.3), Svi Mykhailiuk (14.6)
2019-20	31.8	Devon Dotson (18.1), Udoka Azubuike (13.1)

## THIS DAY IN KANSAS BASKETBALL HISTORY

MARCH

5

**March 5, 2000:** Seniors Ashante Johnson, Lester Earl, Nick Bradford and Terry Nooner started for Kansas in an 83-82 victory over Missouri in their final game in Allen Fieldhouse. Bradford posted 15 points and eight rebounds, but it was freshman Drew Gooden who stole the show, scoring 20 points and grabbing 13 rebounds. Kansas started three freshmen for most of the season - Gooden, Nick Collison and Kirk Hinrich. Gooden and Collison both made the All-Big 12 Freshman Team at the end of the season. The Jayhawks finished the year with a 24-10 record, advancing to their 11th-straight NCAA Tournament, a streak that has now reached 21 consecutive years.

## Top Scoring Duo by Average in the Big 12 Era

Season	School	Total	Players (Ppg)
2007-08	Kansas State	42.3	Michael Beasley (26.2), Henry Walker (16.1)
1996-97	Texas Tech	41.8	Cory Carr (23.1) Tony Battie (18.8)
2006-07	Texas	41.3	Kevin Durant (25.8) A.J. Abrams (15.5)
<b>1997-98</b>	<b>KANSAS</b>	<b>40.2</b>	<b>Paul Pierce (20.4) Raef LaFrentz (19.8)</b>
2017-18	Oklahoma	39.2	Trae Young (27.4) Christian James (11.9)
1997-98	Texas Tech	38.7	Cory Carr (23.3) Rayford Young (15.4)
1996-97	Oklahoma	38.0	Nate Erdmann (20.5) Corey Brewer (17.5)
2015-16	Oklahoma	38.0	Buddy Hield (25.0) Jordan Woodard (13.0)
<b>2023-24</b>	<b>KANSAS</b>	<b>37.4</b>	<b>Kevin McCullar Jr. (19.1) Hunter Dickinson (18.3)</b>

## TOP SCORERS IN THE BILL SELF ERA

Graduate Kevin McCullar Jr. leads the Big 12 and ranks 51st nationally with a 19.0 scoring average. Senior Hunter Dickinson is second in the league, behind McCullar, at 18.3 points per game.

## KU Leading Season Scorers in the Bill Self Era (since 2003-04)

Player	Season	PPG
Frank Mason III	2016-17	20.9
Wayne Simien	2004-05	20.3
Jalen Wilson	2022-23	20.1
Dedric Lawson	2018-19	19.4
<b>KEVIN MCCULLAR JR.</b>	<b>2023-24</b>	<b>19.1</b>
Sherron Collins	2008-09	18.9
Ochai Agbaji	2021-22	18.8
<b>HUNTER DICKINSON</b>	<b>2023-24</b>	<b>18.3</b>
Devon Dotson	2019-20	18.1
Wayne Simien	2003-04	17.8
Thomas Robinson	2011-12	17.7
Marcus Morris	2010-11	17.2
Andrew Wiggins	2013-14	17.1

## ELITE COMPANY II

Senior Hunter Dickinson has two games with at least 20 rebounds in 2023-24. He is only the second KU player in the Bill Self era to have two 20-plus rebound games for his career with Cole Aldrich having two during the 2008-09 season. Dickinson is just the 10th player in KU history to have two or more 20-rebound games.

## 20-Plus Rebound Games in KU History

1. Wilt Chamberlain (1957-58) - 20
2. Bill Bridges (1959-61) - 13
3. Drew Gooden (2000-02) - 3

## T4. HUNTER DICKINSON (2023-24) - 2

- T4. Cole Aldrich (2008-09) - 2
- T4. Nick Collison (2002-03) - 2
- T4. Roger Brown (1969-71) - 2
- T4. Dave Robisch (1969-71) - 2
- T4. Wayne Hightower (1960-61) - 2
- T4. B.H. Born (1952-54) - 2

## KANSAS TRIPLE-DOUBLES

Graduate-senior Kevin McCullar Jr. became just the seventh player in NCAA history to record back-to-back triple-doubles with 12 points, 10 rebounds and 10 assists against Kentucky (Nov. 14) and 22 points, 11 rebounds and 10 assists versus Chaminade (Nov. 20). It was the first in NCAA history since Tony Lee of Robert Morris did it during the 2007-08 season. McCullar's two triple-doubles are the third and fourth, respectively, in KU history, with all three in the Bill Self era. His triple-double against Kentucky was the first since Jeff Withey's triple-double against San Jose State (16 points, 12 rebounds and a KU and Big 12-record 12 blocked shots) on Nov. 26, 2012. Cole Aldrich's triple-double against Dayton (13 points, 20 rebounds, 10 blocked shots) on March 22, 2009, is formally the first recorded in Kansas men's basketball history as blocked shots, assists and steals were not recorded at Kansas until the 1970s (and the NCAA until the 1980s). *Lawrence Journal-World* reporter Bill Mayer provided Kansas with two instances in which Jayhawk legend Wilt Chamberlain recorded triple-doubles. Additionally, the NCAA Final Four record book shows that KU great B.H. Born had an unofficial triple-double against Indiana in the 1953 NCAA Tournament title game.

## JAYHAWKS NO. 1 IN PRESEASON POLLS

Kansas entered the 2023-24 season No. 1 in both the Associated Press and USA Today Coaches' polls. This marked the fourth time KU has been No. 1 in the preseason AP poll with all four in the Bill Self era - 2004-05, 2009-10, 2018-19 and 2023-24. This is the fifth time in the coaches' poll that the Jayhawks have been No. 1 in the preseason poll with four in the Self era - 1996-97, 2004-05, 2009-10, 2018-19 and 2023-24.

Under 21st-year and Hall of Fame head coach Bill Self, this is the 18th time that Kansas entered the season ranked seventh or higher in the Associated Press preseason poll. Historically, the No. 1 ranking marks the 26th time since the 1992-93 season that Kansas will enter the season seventh or higher.

The No. 1 ranking marked the 10th-straight year Kansas has entered the season No. 5 or higher in the coaches' poll dating back to 2014-15. Additionally, it is the 18th time in the Self era the Jayhawks have been preseason seventh or higher, including each of the last 12 seasons.

## KU PICKED FIRST IN THE PRESEASON BIG 12 POLL

For the 20th time in the 27-year history of the coaches' preseason Big 12 poll, Kansas has been selected as the favorite to win the league as the preseason poll was announced Oct. 13.

For the 2023-24 poll, KU collected 12 of a possible 14 first-place votes and finished with a total of 168 points. Houston received two first-place nods and was second with 153 points. Texas was third with 143 points, while Baylor was fourth with 137 points and TCU fifth with 113 points to round out the top five. See page 9 for the complete poll.

## KANSAS VS. TOP-25 TEAMS

No. 15 Baylor (3/2) was Kansas' 10th Associated Press (AP) ranked opponent in 2023-24. The Jayhawks are 7-3 against AP ranked teams this season. In the Bill Self era, KU is 127-75 against AP-ranked opponents, including 51-29 versus Top-10 foes. In that span, Self's KU teams have collected seven or more wins against ranked foes in each of the last four and five of the last six seasons.

Kansas' record against top-10 ranked opponents is even more impressive. KU is 23-14 against foes ranked inside the top-10 of

Pay Heed, All Who Enter:  
**BEWARE OF "THE PHOG"**

## NATIONAL CHAMPIONS

1922, 1923, 1952, 1988, 2008, 2022

## BIG 12 CHAMPIONS

1997\*, 1998\*, 1999^, 2002, 2003, 2005, 2006\*, 2007\*, 2008\*, 2009, 2010\*, 2011\*, 2012, 2013\*, 2014, 2015, 2016\*, 2017, 2020, 2022\*, 2023

*Regular season titles listed*  
\* - Regular season & tournament champions  
^ - Tournament champions only

- Kansas has 2,391 all-time victories which is the second most in NCAA Division I men's basketball history.
- Under Bill Self, Kansas has won 16 regular-season Big 12 championships with just 17 losses at Allen Fieldhouse.
- KU has held opponents to fewer than 100 points in 792 of its last 795 games. The last team to score 100 on Kansas in a 40-minute game was Gonzaga (102-90) on 11.26.2020 with the previous being Oklahoma (100-78) on 2.27.1990.
- Kansas set the NCAA DI record for being ranked in the Associated Press poll at 231 consecutive weeks from Feb. 2, 2009 until Feb. 1, 2021. KU's stretch consisted of 433 games of being ranked.
- KU has won at least 12 league games for 23 of the last 24 seasons.
- Each four-year KU senior class since 1986-87 has won at least 100 games. The current KU four-year players - graduate Michael Jankovich and redshirt-senior Dajuan Harris Jr. - have won 100.
- Kansas is the only team in the Big 12 to have a .500 winning percentage or better series record against every league foe.
- KU is the only Big 12 school to have won a regular-season championship with two different coaches (Roy Williams and Bill Self).
- Kansas is first in the conference in wins with a 373-90 record in Big 12 regular-season games. Texas is next at 278-185. Including the league postseason championship, Kansas is first at 425-102, while Texas is second at 307-207.
- Under Bill Self, Kansas is 164-12 (93.2%) in Big 12 home games: 8-0 in 2004, 7-1 in 2005, 7-1 in 2006, 7-1 in 2007, 8-0 in 2008, 8-0 in 2009, 8-0 in 2010, 7-1 in 2011, 9-0 in 2012, 8-1 in 2013, 9-0 in 2014, 9-0 in 2015, 9-0 in 2016, 8-1 in 2017, 3-2 in 2018, 9-0 in 2019, 8-1 in 2020, 8-1 in 2020-21, 9-0 in 2021-22, 8-1 in 2022-23 and 7-1 in 2023-24.

## JAYHAWKS ON NBA ROSTERS (12)

Ochai Agbaji - Toronto Raptors  
Udoka Azubuike - Phoenix Suns  
Christian Braun - Denver Nuggets  
Grady Dick - Toronto Raptors  
Joel Embiid - Philadelphia 76ers  
Devonte' Graham - San Antonio Spurs  
Marcus Morris - San Antonio Spurs  
Markieff Morris - Dallas Mavericks  
Sviatoslav Mykhailiuk - Boston Celtics  
Kelly Oubre, Jr. - Philadelphia 76ers  
Andrew Wiggins - Golden State Warriors  
Jalen Wilson - Brooklyn Nets



KANSAS NOTABLES, ETC.

All Time Consecutive Seasons in the Final Associated Press Poll

Rank.	Team	No.	Season Started-Season Ended
1.	KANSAS	23	2000-01-ACTIVE
2.	North Carolina	19	1970-71 to 1988-89
3.	Arizona	18	1987-88 to 2004-05
4.	Kentucky	15	1990-91 to 2004-05
5.	Duke	13	2007-08 to 2019-20
5.	UCLA	13	1966-67 to 1978-79

Active Consecutive Seasons in the Final Associated Press Poll

Rank.	Team	No.	Season Started
1.	KANSAS	23	2000-01
2.	Gonzaga	7	2016-17
3.	Houston	6	2017-18
4.	Baylor	4	2022-23
5.	Texas	3	2020-21
5.	Purdue	3	2020-21

Kansas Men’s Basketball All-Time Retired Jerseys

- Name (years at Kansas)  
Tus Ackerman (1923-25)  
Cole Aldrich (2008-10)  
Charlie B. Black (1942-43; 46-47)  
Charlie T. Black (1922-24)  
B.H. Born (1952-54)  
Bill Bridges (1959-61)  
Mario Chalmers (2006-08)  
Wilt Chamberlain (1957-58)  
Sherron Collins (2007-10)  
Nick Collison (2000-03)  
Paul Endicott (1921-23)  
Howard Engleman (1939-41)  
Ray Evans (1942-43; 46-47)  
Max Falkenstien (1946-2006)  
Drew Gooden (2000-02)  
Gale Gordon (1925-27)  
Kirk Hinrich (2000-03)

BILL “SKINNY” JOHNSON (1931-33) - RETIRED 1.22.24

- Raef LaFrentz (1995-98)  
Clyde Lovellette (1950-52)  
Danny Manning (1985-88)  
Marcus Morris (2009-11)  
Al Peterson (1925-27)  
Paul Pierce (1996-98)  
Fred Pralle (1936-38)

THOMAS ROBINSON (2010-12) - RETIRED 12.9.23

- David Robisch (1969-71)  
Brandon Rush (2005-08)  
Wayne Simien (2002-05)  
Bud Stallworth (1970-72)  
Darnell Valentine (1978-81)  
Jacque Vaughn (1994-97)  
Walter Wesley (1964-68)  
Jo Jo White (1966-69)

the AP poll since 2013-14. Since Bill Self’s first season, 2003-04, the Jayhawks are 20-4 against AP top-10 teams inside Allen Fieldhouse, 11-1 versus top-five opponents.

KU VS. ASSOCIATED PRESS TOP-25 TEAMS UNDER BILL SELF

SEASON	RECORD	VS. TOP-10
2023-24	7-3	4-1
2022-23	7-7	4-2
2021-22	8-4	2-1
2020-21	8-7	3-3
2019-20	4-3	1-2
2018-19	8-4	2-1
2017-18	3-4	1-1
2016-17	6-3	5-1
2015-16	12-4	4-1
2014-15	10-6	0-1
2013-14	7-4	3-0
2012-13	5-2	2-1
2011-12	7-5	6-4
2010-11	5-1	1-1
2009-10	8-1	2-0
2008-09	3-3	1-2
2007-08	5-2	3-0
2006-07	5-2	2-2
2005-06	3-3	1-2
2004-05	4-2	3-1
2003-04	2-5	1-2
TOTAL	127-75	51-29

DICKINSON ON THE PRESEASON NABC WATCH LIST

Kansas senior Hunter Dickinson was one of 20 players named to the 2024 NABC Division I Player of the Year Watch List, the National Association of Basketball Coaches (NABC) announced Nov. 2. The 2024 NABC Division I Player of the Year – selected by a vote of Division I head coaches – will be announced the week of the 2024 Men’s Final Four.

PRESEASON ALL-BIG 12

Kansas men’s basketball senior Hunter Dickinson, redshirt-senior Dajuan Harris Jr. and graduate Kevin McCullar Jr. were named to the 2023-24 Preseason All-Big 12 Team as voted on by the league coaches, the conference announced Oct. 12.

Dickinson is the Big 12 Preseason Player of the Year and the Big 12 Newcomer of the Year, becoming the first player in conference history to earn both honors in the same season. Dickinson is joined on the Preseason All-Big 12 First Team by Harris, while McCullar is an honorable mention honoree.

Historically, Dickinson is the 11th Jayhawk to collect the preseason player of the year award and the fifth to earn preseason newcomer. Kansas has had at least one player on the Preseason All-Big 12 First Team in all but two of the 28 seasons the conference has existed, since 1996-97. Dickinson and Harris are the 39th and 40th Jayhawks to be listed on the preseason all-league first team.

CLOSE CALLS

Kansas 64-61 win against Baylor (2/10) marked the ninth five-point or less decision this season with KU winning six of those contests. In 2022-23, Kansas had 11 games decided by five points or less and/or in overtime. KU went 9-2 in those contests. In Kansas’ 2021-22 national championship season, KU also played 11 games with the outcome being decided by five points or less or in overtime. KU went 9-2 in those contests.

KANSAS RECORD IN GAMES DECIDED BY 5 OR FEWER POINTS, OR OVERTIME UNDER BILL SELF

Season	W-L	Pct	Home*	Neut.	Road
2003-04	2-3	.400	1-1	0-2	1-0
2004-05	6-5	.545	5-1	0-2	1-2
2005-06	2-6	.250	1-2	1-3	0-1
2006-07	7-2	.778	2-1	3-0	2-1
2007-08	5-2	.714	1-0	2-0	2-2
2008-09	1-4	.200	1-1	0-2	0-1
2009-10	5-1	.833	1-0	1-1	3-0
2010-11	8-0	1.000	3-0	1-0	4-0
2011-12	6-1	.857	1-0	4-0	1-1
2012-13	6-3	.667	1-1	0-2	5-0
2013-14	4-5	.444	1-1	2-2	1-2
2014-15	8-5	.615	3-0	2-1	3-4
2015-16	4-1	.800	2-0	1-1	1-0
2016-17	9-3	.750	3-1	1-2	5-0
2017-18	4-2	.667	1-0	1-0	3-1
2018-19	10-2	.833	5-0	2-0	3-2
2019-20	5-2	.714	1-0	1-1	3-1
2020-21	6-2	.750	4-0	1-0	1-2
2021-22	9-2	.818	5-0	1-1	3-1
2022-23	9-2	.818	5-0	2-1	2-1
2023-24	6-3	.714	4-0	1-1	1-2
TOTALS:	122-56	.685	51-9	27-22	45-24

(\*Includes Allen Fieldhouse and Kansas City designated home contests; source: StatsPass)

WINNING THE BIG 12 IS NO CAKEWALK

If you think KU’s success in the Big 12 is due to playing in a non-competitive conference, think again. The stats show that this is anything but the case. Over the last 20 seasons, the Big 12 has proven to be one of the toughest leagues in the NCAA, making KU’s run of 16 league titles since 2004 even more impressive.

Beginning in the 2003-04 season, the Big 12 has ranked as the nation’s No. 1 conference in the RPI/NET rankings six times and in the top-three on 11 occasions. The Big 12 was the only league that ended the 2020-21 season with seven teams and 70 percent of its membership in the top 36 of the NCAA NET ratings.

The stoutness of the league is also highlighted by KU’s strength of schedule during this stretch, which has been among the toughest every season. The Jayhawks have posted a top-10 strength of schedule 13 times in Bill Self’s 20 years at KU, which includes the nation’s strongest schedule six times - 2004-05, 2013-14, 2014-15, 2018-19 and last season in 2022-23.

BIG 12 & KU RPI/NET RANKINGS (AS OF 3/3/24)			
SEASON	KU RPI/NET	KU NET SOS	BIG 12 RPI/NET*
2023-24	18	1	1
2022-23	9	1	1
2021-22	3	3	1
2020-21	17	13	4
2019-20	2	1	2
2018-19	17	1	1
2017-18	3	2	1
2016-17	4	19	2
2015-16	1	2	1
2014-15	5	1	1
2013-14	4	1	1
2012-13	5	17	5
2011-12	5	8	4
2010-11	1	10	3
2009-10	1	6	1
2008-09	11	13	3
2007-08	4	12	3
2006-07	10	44	7
2005-06	32	60	5
2004-05	3	1	3
2003-04	12	6	4

\*average NET of every conference team compared to other leagues



## MORE KANSAS NOTABLES

- Senior Hunter Dickinson had 27 points and a career-high 21 rebounds against No. 14 Kentucky on Nov. 14. The feat marked the 28th time in KU history a player has recorded at least 25 points and 20 rebounds in a game. The last to do it was Thomas Robinson who had 30 points and 21 rebounds against North Dakota (12/31/2011). The only other player to accomplish the feat in the Bill Self era was Wayne Simien who had 25 points and 20 rebounds against Kansas State on his Senior Night (3/2/2005).
- On Nov. 7, Naismith Hall of Fame member Bill Self signed an amended contract with the University of Kansas. Self and KU Director of Athletics Travis Goff signed the reworked agreement — effectively a five-year extension worth \$44.5 million, including a \$1 million signing bonus.
- At 14-1, Kansas has won 10 or more home games for 38 of the last 39 seasons, beginning in 1983-84. KU has won 12 or more in Allen Fieldhouse for 24 of the last 25 seasons beginning in 1999-2000.
- KU won its mind-boggling 51st-straight home opener with a 99-56 win against North Carolina Central on Nov. 6. The streak began in 1973-74 under head coach Ted Owens. KU coaches Larry Brown (5-0) and Roy Williams (15-0) never lost a home opener. KU is 21-0 in home openers in the Bill Self era.
- Kansas has won 31 of its last 32 conference openers (beginning in 1991-92 under head coach Roy Williams and including 2022-23) and 30 of its last 40 Senior Nights (beginning in 1983-84 under coach Larry Brown).
- On Nov. 9, 2022, former KU guard Jacque Vaughn was named head coach of the Brooklyn Nets. He became the fourth KU graduate to coach at the highest level - John McLendon (ABA, 1969-70 at Denver); Wilt Chamberlain (ABA, 1973-74 at San Diego); Kevin Pritchard (NBA, 2005 at Portland, 27 games); Jacque Vaughn (NBA, 2012-15 at Orlando, 2022-24 at Brooklyn).
- Kansas head coach Bill Self is on the cusp of becoming the winningest coach in KU history. In his 21st season at Kansas, Self has amassed 586 wins which is five behind Dr. F.C. "Phog" Allen's 590 set in a 39-year span (1907-09; 1919-56).

## RECORDS OF KANSAS COACHES

NAME (SEASONS)	W	L	PCT.
James Naismith (9)	55	60	.478
W. O. Hamilton (10)	125	59	.679
*Karl Schlademan	1	0	1.000
**Howard Engleman	8	6	.571
Dr. F.C. Allen (39)	590	219	.729
Dick Harp (8)	121	82	.596
Ted Owens (19)	348	182	.657
Larry Brown (5)	135	44	.754
Roy Williams (15)	418	101	.805
Bill Self (21)	586	139	.807
Totals (126)	2,391	.893	.728

\*Schlademan coached first game of 1920 season before Dr. Allen took over. \*\*Engleman finished 1947 season as head coach after Dr. Allen was ordered to take a rest following the 13th game.

## BRAUN WINS NBA TITLE

Former Kansas guard Chirstian Braun became the 15th Jayhawk to win an NBA title, when the Denver Nuggets defeated the Miami Heat last June. Braun played three seasons at Kansas from 2019-20 to 2021-22. In 2020, the Burlington, Kansas, native was named to the Big 12 All-Freshman Team and he was a 2021 all-conference honorable mention selection the following season. In Kansas' 2022 NCAA National Championship season, Braun averaged 14.1 points and 6.5 rebounds per game. The two-time Academic All-Big 12 First Team selection was an all-league second-team selection, and was on the all-tournament teams for the Big 12 Championship and the NCAA Tournament Midwest Regional. In his three seasons at KU, Braun played in 101 games with 74 starts and had 1,018 points, 506 rebounds, 183 assists and 97 steals.

Braun is the fifth player in NBA history to win an NCAA title and an NBA title in back-to-back seasons. He joins Bill Russell (1956 San Francisco; 1957 Boston Celtics), Henry Bibby (1972 UCLA; 1973 New York Knicks), Magic Johnson (1979 Michigan State, 1980 L.A. Lakers) and Billy Thompson (1986 Louisville; 1987 L.A. Lakers).

With the addition of Braun, there have been 15 Jayhawks who have won 20 NBA titles during their professional careers. Braun becomes the seventh Jayhawk under head coach Bill Self to win an NBA title. He joins Wayne Simien (2006), Mario Chalmers (2012, 2013), Brandon Rush (2015), Sasha Kaun (2016), Markieff Morris (2020) and Andrew Wiggins (2022).

Braun is the fifth Kansas player to have won both an NCAA and NBA title and the fourth under Self. He joins Clyde Lovellette (1952 NCAA title), Chalmers, Rush and Kaun, who were members of the 2008 NCAA National Championship team.

## KANSAS HOSTED MCLENDON CLASSIC NOV. 5-6

Kansas Athletics hosted the inaugural McLendon Classic over the weekend of Nov. 5-6 on the campus of the University of Kansas. On Nov. 5 KU hosted the McLendon Classic Community Event at the Lied Center. The two-day recognition concluded when Kansas basketball hosts North Carolina Central on Nov. 6 in Allen Fieldhouse.

The McLendon Classic Community Event featured a screening of Fast Break: The Legendary John McLendon. Following, there was a round table discussion featuring KU professor and Emmy Award winning director Kevin Willmott, KU director of equity and success initiatives Melissa Peterson, North Carolina Central head coach LeVelle Moton and KU head coach Bill Self.

The Nov. 6 basketball game honored McLendon during the contest. Both teams' coaching staffs wore patches and special pregame warm-up shirts. There were recognitions throughout the contest honoring McLendon as well as moments to highlight current affinity groups at KU that are continuing McLendon's legacy of inclusion, pro activity and perseverance.

## KANSAS SIGNS THREE IN NOVEMBER

Flory Bidunga (G, Democratic Republic of the Congo, Kokomo [Ind.] HS), Rakease Passmore (G, Palatka, Fla., A.C. Reynolds [N.C.] HS, Combine (N.C.) Academy) and Labaron Philon (G, Mobile, Ala., Baker HS, Link [Mo.] Academy) have signed National Letters of Intent to play basketball at Kansas, KU head coach Bill Self announced Nov. 8-9. The three will be freshmen at KU for the 2024-25 season. The Kansas class ranks fourth nationally according to 247sports.com.

## FLORY BIDUNGA – FR., F, 6-9, 220, DEMOCRATIC REPUBLIC OF THE CONGO, KOKOMO (IND.) HS

- Kansas' 51st McDonald's All-American who will play in the McDonald's All-American Game on April 2 in Houston.
- Was named to the Naismith Trophy Boy's High School Player of the Year Midseason Team on Jan. 18.
- Is a five-star big man from the Democratic Republic of the Congo who attends Kokomo High School in Kokomo, Indiana.
- Has been described as a freak athlete who can rebound, block shots and plays above the rim.
- Was the 2022-23 Gatorade Player of the Year in Indiana where he averaged 20.2 points, 13.8 rebounds and 4.5 blocked shots last season. Additionally, he shot 81 percent from the field and led Kokomo to a 24-5 record and his team advanced to the Indiana 4A state title game.
- As a sophomore, averaged 17.5 points, 13.3 rebounds and 5.3 blocked shots per game, shooting 79 percent from the field.
- In 56 high school games, Bidunga has 1,059 career points, 759 career rebounds and 274 career blocked shots.
- Is nationally ranked No. 6 by ESPN.com and Rivals.com and No. 8 by 247Sports.com.

## 2023-24 PRESEASON BIG 12 COACHES POLL

Place. Team (first-place votes) - points

1. KANSAS (12) - 168
2. Houston (2) - 153
3. Texas - 143
4. Baylor - 137
5. TCU - 113
6. Kansas State - 106
7. Iowa State - 95
8. Texas Tech - 80
9. West Virginia - 70
10. Oklahoma State - 57
11. Cincinnati - 55
12. Oklahoma - 54
13. BYU - 29
14. UCF - 14

## Kansas Triple-Doubles

Kevin McCullar Jr. vs. Chaminade (11-20-2023)

22 POINTS, 11 REBOUNDS, 10 ASSISTS (Maui Invitational, Honolulu)

Kevin McCullar Jr. vs. Kentucky (11-14-2023)

12 POINTS, 10 REBOUNDS, 10 ASSISTS (Champions Classic, Chicago)

Jeff Withey vs. San Jose State (11-26-2012)

16 POINTS, 12 REBOUNDS, 12 BLOCKED SHOTS (at Allen Fieldhouse)

Cole Aldrich vs. Dayton (3-22-2009)

13 POINTS, 20 REBOUNDS, 10 BLOCKS (NCAA Tournament, Minneapolis, Minn.)

Wilt Chamberlain vs. Colorado (3-9-1957)

40 POINTS, 13 REBOUNDS, 12 BLOCKS (at Allen Fieldhouse)

Wilt Chamberlain vs. Marquette (12-8-1956)

39 POINTS, 22 REBOUNDS, 14 BLOCKS (at Allen Fieldhouse)

B.H. Born vs. Indiana (3-18-1953)

26 POINTS, 15 REBOUNDS, 13 BLOCKED SHOTS  
(NCAA Tournament championship game, Kansas City, Mo.)

NBA Champion Jayhawks (\*Finals Most Valuable Player)

Clyde Lovellette (1950-52 at KU)  
1954 - Minneapolis Lakers; 1963, 1964 - Boston Celtics

Maurice King (1955-57 at KU)

1960 - Boston Celtics

Wilt Chamberlain (1957-58 at KU)

1967 - Philadelphia 76ers; \*1972 - L.A. Lakers

Jo Jo White (1966-69 at KU)

1974, \*1976 - Boston Celtics

Bill Bridges (1959-61 at KU)

1975 - Golden State Warriors

Wayne Simien (2002-05 at KU)

2006 - Miami Heat

Jacque Vaughn (1994-97 at KU)

2007 - San Antonio Spurs

Paul Pierce (1996-98 at KU)

\*2008 - Boston Celtics

Scot Pollard (1994-97 at KU)

2008 - Boston Celtics

Mario Chalmers (2006-08 at KU)

2012, 2013 - Miami Heat

Brandon Rush (2006-08 at KU)

2015 - Golden State Warriors

Sasha Kaun (2005-08 at KU)

2016 - Cleveland Cavaliers

Markieff Morris (2009-11 at KU)

2020 - Los Angeles Lakers

Andrew Wiggins (2014 at KU)

2022 - Golden State Warriors

Christian Braun (2020-22 at KU)

2023 - Denver Nuggets

MEDIA INFORMATION

Hawk Talk Radio Show

Hawk Talk, Bill Self’s radio show, airs weekly during the season from 6-7 p.m. Central on most Jayhawk Radio Network stations. Originating from Johnny’s in west Lawrence, the remaining dates for Hawk Talk are March 6, 11. There will also be a post-season show.

Pre-Game Press Conferences

Kansas men’s basketball will preview upcoming opponents with press conferences throughout the 2023-24 season. The remaining schedule is: March 4, 7, 11, 17.

JAYHAWK RADIO NETWORK AFFILIATES

Abilene/Salina	KDJM-101.7 FM
Coffeyville	KGGF-104.1 FM
Concordia	KNCK-94.9 FM
Dodge City	KGNO-1370 AM
Emporia	KVOE-1400 AM
Fort Scott	KMDO-1400 AM
Fort Scott	KOMB-103.9 FM
Garden City	KBUF-1030 AM
Glen Elder	KZDY-96.3 FM
Goodland/Colby	KWGB-97.9 FM
Great Bend	KBGL-106.9 FM
Hays	KAYS-1400 AM
Hutchinson	KSKU-94.7 FM
Iola	KIOL-1370 AM
Kansas City	KCTE-1510 AM
Kansas City	KCTE-99.3 FM
Kansas City	WHB-810 AM
Lawrence	KLWN-1320 AM
Lawrence	KLZR-105.9 FM
Liberal	KSCB-1270 AM
Marysville	KNDY-95.5 FM
Parsons	KLKC-1540 AM
Parsons	KLKC-93.5 FM
Phillipsburg	KKAN-1490 AM
Phillipsburg	KQMA-92.5 FM
Russell	KRSL-95.9 FM
Topeka	KMAJ-1440 AM
Topeka	KWIC 99.3 FM
Wellington	KLEY-100.3 FM
Wichita	KKGQ-92.3 FM

-- affiliates subject to change, check your local listings

10+ WINNING STREAKS UNDER BILL SELF (2003-04)

GAMES	BEGAN	ENDED	TEAM TO END STREAK (SCORE)
20	11/9/07	1/26/08	at Kansas State (75-84)
18	11/15/16	1/25/17	at West Virginia (69-85)
18	11/15/12	2/2/13	Oklahoma State (80-85)
18	11/12/10	1/22/11	vs. Texas (63-74)
17	3/2/22	11/25/22	vs. Tennessee (50-64)
17	1/30/16	3/26/16	vs. Villanova (59-64)
16	1/14/20	3/7/20	vs. Gonzaga (90-102)
16	2/27/08	11/25/08	vs. Syracuse (81-89 ot)
14	11/13/09	1/10/10	at Tennessee (68-76)
14	2/7/07	3/24/07	vs. UCLA (55-68)
14	11/19/04	1/19/05	at Villanova (62-83)
13	11/23/15	1/12/16	at West Virginia (63-74)
13	1/13/10	2/27/10	at Oklahoma State (77-85)
11	2/19/11	3/27/11	vs. VCU (61-71)
10	11/28/22	1/17/23	at Kansas State (82-83 ot)
10	11/6/18	12/22/18	at Arizona State (76-80)
10	12/22/11	1/28/12	at Iowa State (64-72)
10	1/21/06	2/25/06	at Texas (55-80)

RAKEASE PASSMORE – FR., G, 6-5, 185, PALATKA, FLA., A.C. REYNOLDS (N.C.) HS, COMBINE (N.C.) ACADEMY

- A four-star guard from Palatka, Florida who is entering his second season at Combine Academy in Lincoln, North Carolina.
- Described as an explosive athlete who can get downhill, has the ability to catch-and-shoot threes and is a threat to create offense in transition at all times.
- In 2022-23 as a junior, averaged 13.9 points, 4.6 rebounds and 2.7 assists per game while at Combine Academy.
- Played at A.C. Reynolds High School in Asheville, North Carolina before transferring to Combine. As a sophomore at A.C. Reynolds, averaged 19.0 points, 6.9 rebounds and 2.9 assists per game in 2021-22.
- Averaged 15.1 points and 5.9 rebounds his while playing varsity his freshman year at A.C. Reynolds.
- Is ranked No. 48 in the recruiting class of 2024 by 247sports.com, No. 49 by Rivals.com and No. 52 by ESPN.com.
- AAU teammate with fellow Kansas signee Labaron Philon on Team Thad.

LABARON PHILON – FR., G, 6-4, 177, MOBILE, ALA., BAKER HS, LINK (MO.) ACADEMY

- Naismith Trophy Boy’s High School Player of the Year Preseason Watch List A four-star guard who is currently playing at Link Academy in Branson, Missouri.
- Has good size and has the ability to score the basketball in a number of ways as well as makes plays for his teammates. Additionally, has been described as an elite ballhandler with good length and competes like no other on both ends of the floor.
- Prior to Link Academy, Philon played at Baker High School in Mobile, Alabama where he averaged 35.0 points, 6.2 rebounds, 3.9 assists and 2.6 steals per game in 2022-23. He hit 52 percent of his shots, including 34 percent from three-point range and 82 percent of his free throws.
- Scored 2,334 career points in three seasons at Baker High School.
- Is ranked No. 27 in the recruiting class of 2024 by 247Sports.com and No. 35 by ESPN.com.

FLORY BIDUNGA NAMED McDONALD’S ALL-AMERICAN

Kansas men’s basketball signee Flory Bidunga (floor-ee bee-DUNE-guh) was named a 2024 McDonald’s All-American Jan. 23 and will participate in the McDonald’s All-American game on April 2 at the Toyota Center in Houston.

Only 24 players among the more than 700 nominated were selected as 2024 McDonald’s All-Americans. Bidunga gives Kansas 51 total signees who have earned the honor, starting with Darnell Valentine in 1977. Current Jayhawk Elmarko Jackson was named a McDonald’s All-American last season.

Kansas McDonald’s All-Americans (began in 1977)

Darnell Valentine (1977), Greg Dreiling (1981), Danny Manning (1984), Rick Calloway (1985), Tony Guy (1985), Mark Randall (1986), Mike Maddox (1987), Darrin Hancock (1990), Ben Davis (1991), Calvin Rayford (1991), Jacque Vaughn (1993), Raef LaFrentz (1994), Paul Pierce (1995), Ryan Robertson (1995), Lester Earl (1996), Eric Chenoweth (1997), Kenny Gregory (1997), Jeff

Boschee (1998), Nick Collison (1999), Aaron Miles (2001), Wayne Simien (2001), J.R. Giddens (2003), David Padgett (2003), Mario Chalmers (2005), Micah Downs (2005), Julian Wright (2005), Darrell Arthur (2006), Sherron Collins (2006), Cole Aldrich (2007), Xavier Henry (2009), Josh Selby (2010), Perry Ellis (2012), Wayne Selden, Jr. (2013), Andrew Wiggins (2013), Cliff Alexander (2014), Kelly Oubre Jr. (2014), Carlton Bragg Jr. (2015), Cheick Diallo (2015), Malik Newman (2015), Udoka Azubuike (2016), Josh Jackson (2016), Billy Preston (2017), Devon Dotson (2018), Quentin Grimes (2018), David McCormack (2018), Bryce Thompson (2020), Grady Dick (2022), Ernest Udeh Jr. (2022), M.J. Rice (2022), Elmarko Jackson (2023), Flory Bidunga (2024)

BIG 12 INTRODUCES MUHAMMAD ALI-INSPIRED SHOOTING SHIRTS TO DEBUT CONFERENCE’S CELEBRATION OF BLACK HISTORY MONTH

To celebrate the start of Black History Month, the Big 12 Conference is partnering with Muhammad Ali Enterprises to introduce an Ali-inspired shooting shirt. Each Big 12 men’s and women’s basketball team will wear the shirt during warmups. The KU men’s team wore the shirt at the at Kansas State on Feb. 5.

TRAILBLAZER SERIES

February is Black History Month and Kansas’ home game against Baylor on Feb. 10 will be its men’s basketball Marian E. Washington Trailblazer Series contest honoring KU legend Isaac “Bud” Stallworth.

The Marian E. Washington Trailblazer series was created in February 2020 to highlight influential African-American Jayhawks in multiple sports throughout each Black History Month. Previous men’s basketball honorees for the Marian E. Washington Trailblazer series have been Maurice King (2022), LaVannes Squires (2021) and John McLendon (2020).

A native of Hartselle, Alabama, Stallworth played basketball for the Jayhawks from 1970-72 for head coach Ted Owens. Stallworth is one of only three players in school history to earn All-American honors on the floor and in the classroom. He averaged more than 12 points each of his three seasons at KU, including an astonishing 25.3 points during his senior campaign. His 50 points against Missouri in 1972 ranks second on the KU single-game scoring list. Stallworth was a two-time all-league selection and was the seventh overall pick in the 1972 NBA Draft by the Seattle Super Sonics. He played five seasons in the NBA. Stallworth’s Kansas jersey was officially retired on Jan. 31, 2005.

Stallworth’s parents both worked in education, his father was a principal and administrator and his mother a teacher. He attended Morgan County Training School, a segregated, all-black K-12 school in his hometown. Growing up during the end of the segregation era, Stallworth had to overcome many obstacles on the path to success.

An outstanding trumpet player as a youth, Stallworth first came to Lawrence, Kansas, when he attended the Midwestern Music and Art Camp. While at the camp, he played in a pick-up basketball game with the likes of KU legend Jo Jo White and was noticed by Jayhawk head coach Ted Owens. Owens offered Stallworth a scholarship on the spot and the rest is history.

UP NEXT



**AT #1 HOUSTON**  
Saturday, March 9, 2024  
Fertitta Center (7,035)  
Houston, Texas \* 5 p.m. CT  
ESPN

Kansas concludes the 2023-24 regular season at No. 1 Houston on Saturday, March 9. Tip from the Fertitta Center is set for 5 p.m. CT and the game will be televised on ESPN.

Kansas leads the overall series with Houston, 6-2, including a 78-65 win on Feb. 3, 2024, in Allen Fieldhouse earlier this season.



# BILL SELF

## HEAD COACH

Oklahoma State '85

21st Season at Kansas

31st Season Overall

**Family:** Cindy (wife), Lauren (daughter), Tyler (son), Ella, Phoebe and Jack (grandchildren)

## CAREER RECORD // YEAR-BY-YEAR

YEAR	OVERALL W-L / %	CONF. W-L / %	NOTE
<b>ORAL ROBERTS (1993-97)</b>			
1993-94	6-21 .222	- -	None
1994-95	10-17 .370	- -	None
1995-96	18-9 .667	- -	None
1996-97	21-7 .750	- -	NIT
<b>TULSA (1997-2000)</b>			
1997-98	19-12 .613	9-5 .643	3rd WAC
1998-99	23-10 .697	9-5 .643	t-1st WAC / NCAA Rnd of 32
1999-00	32-5 .865	12-2 .857	1st WAC / NCAA Elite Eight
<b>ILLINOIS (2000-03)</b>			
2000-01	27-8 .771	13-3 .813	t-1st Big Ten / NCAA Elite Eight
2001-02	26-9 .743	11-5 .688	t-1st Big Ten / NCAA Sweet 16
2002-03	25-7 .781	11-5 .688	* 2nd Big Ten / NCAA Rnd of 32
<b>KANSAS (2003-present)</b>			
2003-04	24-9 .727	12-4 .750	2nd Big 12 / NCAA Elite Eight
2004-05	23-7 .767	12-4 .750	t-1st Big 12 / NCAA Rnd of 64
2005-06	25-8 .758	13-3 .813	* t-1st Big 12 / NCAA Rnd of 64
2006-07	33-5 .868	14-2 .875	* 1st Big 12 / NCAA Elite Eight
2007-08	37-3 .925	13-3 .813	* t-1st Big 12 / NCAA Champions
2008-09	27-8 .771	14-2 .875	1st Big 12 / NCAA Sweet 16
2009-10	33-3 .917	15-1 .938	* 1st Big 12 / NCAA Rnd of 32
2010-11	35-3 .921	14-2 .875	* 1st Big 12 / NCAA Elite Eight
2011-12	32-7 .821	16-2 .889	1st Big 12 / NCAA Runner-Up
2012-13	31-6 .838	14-4 .778	* t-1st Big 12 / NCAA Sweet 16
2013-14	25-10 .714	14-4 .778	1st Big 12 / NCAA Rnd of 32
2014-15	27-9 .750	13-5 .722	1st Big 12 / NCAA Rnd of 32
2015-16	33-5 .868	15-3 .833	* 1st Big 12 / NCAA Elite Eight
2016-17	31-5 .861	16-2 .889	1st Big 12 / NCAA Elite Eight
2017-18	16-8 .667	6-5 .545	
2018-19	26-10 .722	12-6 .667	3rd Big 12 / NCAA Rnd of 32
2019-20	28-3 .903	17-1 .944	1st in Big 12
2020-21	21-9 .700	12-6 .667	2nd in Big 12 / NCAA Rnd 32
2021-22	34-6 .850	14-4 .778	* t-1st Big 12 / NCAA Champions
2022-23	24-8 .750	13-5 .722	t-1st in Big 12 / NCAA Rnd 32
2023-24	21-8 .724	9-7 .563	
<b>TOTAL</b>	<b>793-245 .764</b>	<b>343-100 .774</b>	<b>29 league titles (20 reg. season, 9 tourney)</b>
<b>KANSAS</b>	<b>586-140 .807</b>	<b>278-75 .788</b>	<b>24 Big 12 titles (16 reg. season, 8 tourney)</b>
ILLINOIS	78-24 .765	35-13 .729	Three Big Ten titles (2 reg. season, 1 tourney)
TULSA	74-27 .733	30-12 .714	Two WAC titles / 4-2 NCAA tourney record
ORU	55-54 .505	- -	

\* - won conference tournament; Note - ORU was independent during Self's tenure, so all games played at ORU were nonconference.

## KANSAS RECORD // HOME-ROAD-NEUTRAL

	W	L	%
HOME (AFH) AT KU	313	18	.948
HOME (T-Mobile Center) AT KU *	11	3	.786
ROAD AT KU	137	76	.654
NEUTRAL AT KU	125	43	.744
<b>TOTAL</b>	<b>586</b>	<b>140</b>	<b>.807</b>

\* Since 2007-08, regular-season games played at T-Mobile Center on the KU season-ticket package are considered home games.

In Conference Tournament (at Kansas) ..... 44-14 (35-9)

In NCAA Tournament (at Kansas) ..... 52-22 (42-17)

In Postseason Play (at Kansas) ..... 96-36 (77-26)

In Overtime (at Kansas) ..... 31-15 (26-11)

## NATIONAL CHAMPION

2008 & 2022



## CONFERENCE CHAMPION

20 REGULAR SEASON TITLES

9 TOURNEY TITLES

## HALL OF FAME CLASS OF 2017 INDUCTEE



## TROPHY CASE

• **NCAA Championship titles** (2008, 2022)

• **NCAA Final Four** (2008, 2012, 2022)

• **20 Regular Season Conference Titles:** 2 at Tulsa (1999, 2000); 2 at Illinois (2001, 2002); 16 at Kansas (2005, 2006, 2007, 2008, 2009, 2010, 2011, 2012, 2013, 2014, 2015, 2016, 2017, 2020, 2022, 2023)

• **9 Conference Tournament Titles:** 1 at Illinois (2003); 8 at Kansas (2006, 2007, 2008, 2010, 2011, 2013, 2016, 2022)

## CAREER HONORS

• **Naismith Memorial Basketball Hall of Fame** - Class of 2017 inductee

• **National Coach of the Year** - 2000 (*Sporting News*; Wooden), 2009 (Yahoo! Sports; *Sporting News*; Athlon Sports; CBSSports.com; USBWA; AP; CBS/Chevrolet; ESPN.com), 2012 (*Sporting News*; Adolph Rupp; Naismith), 2016 (AP, Bleacher Report, *USA Today*)

• **Conference Coach of the Year** - 2000 (WAC), 2006 (Big 12), 2009 (Big 12), 2011 (Big 12), 2012 (co-Big 12), 2015 (Big 12 by AP), 2016 (Big 12 by AP), 2017 (Big 12), 2018 (co-Big 12 and AP)

• **Wooden Award "Legends of Coaching"** - 2013

• **Oklahoma Sports Hall of Fame** - 2013 induction

• **Wayman Tisdale Humanitarian Award** (USBWA) - 2014

• **Mannie Jackson - Basketball's Human Spirit Award** (Naismith Hall of Fame) - 2015

• **Winged Foot Award** (for national champion coach) - 2008

• **Naismith Coach of the Year Finalist** (Atlanta Tipoff Club) - 2000, 2001, 2002, 2003, 2009, 2012, 2017

## NOTES

• Bill Self was named the eighth coach in Kansas basketball history on April 21, 2003.

• In September 2017, Self was inducted into the Naismith Memorial Basketball Hall of Fame in Springfield, Massachusetts.

• Self won his 700th career game on Feb. 8, 2020, with KU's 60-46 win at TCU. He became the 31st coach in NCAA Division I to accomplish the feat, the second youngest and the sixth fastest.

• While at Kansas, Self has won two national championships (2008, 2022), 16 regular-season Big 12 Conference titles, including a KU- and NCAA-record-tying 13-straight titles from 2005-17, and eight league tournament titles.

• At Kansas, Self has won 16 regular-season league titles with just 17 losses in Allen Fieldhouse. With KU's win versus Siena (11/18/16), Self became the winningest coach in Allen Fieldhouse, posting his 207th victory in the venue.

• In his first trip to the Final Four in 2008, Self's Kansas team won the title. Self is one of two active coaches in NCAA Division I to have won multiple national titles (Rick Pitino) and one of 16 all-time with multiple titles.

• While at Kansas, he has coached 13 NBA Lottery selections including Andrew Wiggins and Joel Embiid, the No. 1 and No. 3 overall selections in the 2014 NBA Draft. Wiggins was the second-ever Jayhawk to go No. 1 with the other being Danny Manning in 1988.

• Self has guided his teams to 23-win seasons in 23 of the last 25 seasons dating back to 1998-99.

• Self's teams have won 20 regular-season league crowns in the last 25 years. His teams have never finished lower than third in the conference.

• Self's 10 career 30-win seasons are tied for third most in NCAA history - Mike Krzyzewski (16), Roy Williams (12), John Calipari (10); and is tied for No. 1 on the active coaches' list. Nine of his 10 30-win seasons have been at Kansas.

• Self was the head coach for Team USA's U18 team that competed and won gold at the 2018 FIBA Americas Championship held in St. Catharines, Canada, in the summer of 2018.

• Self is one of five coaches in NCAA Division I history to have led three different teams - Tulsa, Illinois and Kansas - to the NCAA Elite Eight, including eight times with KU (2004-07-08-11-12-16-17-22). The other coaches are: Gene Bartow, John Calipari, Rick Pitino and Eddie Sutton.

• A 1985 graduate of Oklahoma State, Self began his coaching career as a graduate assistant at Kansas in 1985-86 under head coach Larry Brown. He then returned to his alma mater as an assistant for seven seasons under coaches Leonard Hamilton and Eddie Sutton. His first head coaching job was at Oral Roberts in 1993-94, then Tulsa (1997-98), Illinois (2000-03) and Kansas (2003-present).





# HUNTER DICKINSON

Senior • Center • 7-2 • 260 • Alexandria, Va. • DeMatha Catholic HS • Twitter: @H\_Dickinson24 • IG: @hunter.dickinson1

- On most every midseason All-America team
- A fourth-year transfer from Michigan
- On most every preseason All-America and national player of the year honors.
- Big 12 Preseason Player of the Year, Big 12 Preseason Newcomer of the Year and Preseason All-Big 12 First Team
- Earned many national and conference honors while at Michigan, including Consensus All-America Second Team in 2021
- A three-time All-Big Ten selection, including first team honors in 2022 and 2023
- Averaged 17.2 points and 8.4 rebounds for his career and led Michigan in points and rebounds each of the last three seasons
- For his career, entered 2023-24 with 1,617 points, 787 rebounds and 149 blocked shots.

## CAREER HONORS

Naismith Trophy Midseason Team (1 of 30); Big 12 Player of the Week (2.5.24); Wooden Award Late Season Top 20; Big 12 Player of the Week (1.8.24); Big 12 Newcomer of the Week (1.8.24); Maui Invitational All-Tournament Team; Oscar Robertson National Player of the Week (11.19.23; 1 of 5); Big 12 Player of the Week (11.20.23); Big 12 Newcomer of the Week (11.20.23); Big 12 Newcomer of the Week (11.13.23); Preseason Sporting News All-America Second Team; Naismith Trophy Men’s preseason watch list (1 of 50); NABC Player of the Year Preseason Watch List (1 of 20); Kareem Abdul-Jabbar Award Watch List; Associated Press Preseason All-America; Big 12 Preseason Player of the Year; Preseason Big 12 Newcomer of the Year; Preseason All-Big 12; Preseason NABC Division I Player of the Year (1 of 20); USBWA All-District V Team [2023]; NABC All-District 7 First Team [2023]; All-Big Ten First Team [2023]; Academic All-Big Ten [2023]; USBWA All-District V Team [2022]; NABC All-District 7 Second Team [2022]; All-Big Ten First Team [2022]; CoSIDA Academic All-District [2022]; Academic All-Big Ten [2022]; Wooden All-American [2021]; Consensus All-America Second Team [2021]; NCAA Tournament All-East Region Team [2021]; USBWA All-District V Team [2021]; NABC All-District 7 Second Team [2021]; Big Ten Newcomer of the Year [AP, 2021]; Big Ten All-Freshman Team [2021]; Big Ten Freshman of the Year [2021]; All-Big Ten Second Team [2021]; 3x Big Ten Player of the Week; 7x Big Ten Freshman of the Week [2020-21].

## MISCELLANEOUS

	FR	SO	JR	SR	CAREER
Double-Doubles	6	11	14	15	46
10+ Points	23	29	31	27	110
20+ Points	5	15	14	14	48
30+ Points	-	1	2	2	5
10+ Rebounds	6	12	15	16	49
20+ Rebounds	-	-	-	2	2
3+ Assists	2	13	7	8	30
2+ 3PT Field Goals	-	5	5	4	14
2+ Steals	1	4	3	6	14
2+ Blocks	10	14	17	8	49
Led Team in Pts.	-	-	-	18	18
Led Team in Rebs.	-	-	-	25	25
Led Team in Assists	-	-	-	2	2
Led Team in Blocks	-	-	-	15	15
Led Team in Steals	-	-	-	3	3

## DICKINSON CAREER HIGHS

Points	33	vs. Michigan State (3.1.22)
Field Goals	15	vs. Chaminade (11.20.23)
Field Goal Att.	22	vs. Kentucky (12.4.22)
3PT Field Goals	4	vs. Purdue (2.10.22)
3PT Field Goal Att.	7	vs. Purdue (1.26.23)
Free Throws	10	vs. Kentucky (11.14.23)
Free Throw Att.	15	vs. BYU (2.27.24)
Rebounds	21	vs. Kentucky (11.14.23)
Assists	7	vs. Iowa (2.17.22)
Blocks	5	4x, last vs. Oklahoma (1.13.24)
Steals	3	4x, last vs. Wichita State (12.30.23)
Minutes	46	vs. Illinois (3.2.23)

## 2023-24 GAME-BY-GAME

OPPONENT (Date)	MP	FG-A	PCT	3PT-A	PCT	FT-A	PCT	O-D-T	PF	A	TO	BLK	ST	TP
*NORTH CAROLINA CENTRAL (11.6)	23:40	8-9	.889	3-3	1.000	2-2	1.000	2-6-8	2	5	0	2	1	21
*MANHATTAN COLLEGE (11.10)	20:25	7-14	.500	1-1	1.000	3-4	.750	3-5-8	0	2	1	1	1	18
*vs. Kentucky (11.14)	37:06	8-12	.667	1-2	.500	10-11	.909	6-15-21	3	0	3	0	3	27
*vs. Chaminade (11.20)	32:21	15-18	.833	1-2	.500	0-0	---	1-10-11	0	1	1	0	2	31
*vs. Marquette (11.21)	32:36	5-10	.500	1-2	.500	2-4	.500	1-7-8	1	3	5	1	2	13
*vs. Tennessee (11.22)	29:54	7-13	.538	1-2	.500	2-5	.400	1-19-20	1	2	1	1	1	17
*EASTERN ILLINOIS (11.28)	34:50	11-15	.733	0-1	.000	3-4	.750	5-8-13	0	2	3	3	1	25
*UCONN (12.1)	37:31	6-12	.500	3-4	.750	0-1	.000	2-7-9	4	1	0	4	0	15
*KANSAS CITY (12.5)	29:13	6-12	.500	0-2	.000	2-2	1.000	1-11-12	4	2	1	1	1	14
*MISSOURI (12.9)	35:01	6-9	.667	0-0	---	1-1	1.000	5-11-16	1	1	3	0	1	13
*at Indiana (12.18)	37:51	8-17	.471	0-1	.000	1-2	.500	3-11-14	1	1	1	1	1	17
*YALE (12.22)	35:29	4-9	.444	0-2	.000	0-0	---	0-10-10	1	1	3	2	0	8
*vs. Wichita State (12.30)	30:25	10-17	.588	2-3	.667	0-0	---	5-8-13	1	4	1	1	3	22
*TCU (1.6)	34:55	13-20	.650	2-3	.667	2-3	.667	8-3-11	2	1	3	0	1	30
*at UCF (1.10)	27:53	5-9	.556	1-3	.333	1-2	.500	0-4-4	4	1	2	0	2	12
*OKLAHOMA (1.13)	32:49	11-19	.579	0-3	.000	2-2	1.000	2-12-14	2	2	1	5	0	24
*at Oklahoma State (1.16)	30:12	9-14	.643	0-2	.000	3-5	.600	2-5-7	3	2	2	2	0	21
*at West Virginia (1.20)	35:44	7-14	.500	0-2	.000	5-6	.833	2-3-5	2	5	4	2	2	19
*CINCINNATI (1.22)	29:40	4-7	.571	0-1	.000	2-2	1.000	1-5-6	4	1	0	1	1	10
*at Iowa State (1.27)	38:04	9-18	.500	1-5	.200	1-2	.500	2-13-15	2	4	2	0	1	20
*OKLAHOMA STATE (1.30)	27:32	8-14	.571	0-1	.000	0-0	---	1-10-11	3	2	1	1	1	16
*HOUSTON (2.3)	33:19	9-15	.600	0-1	.000	2-3	.667	2-6-8	2	4	3	1	0	20
*at Kansas State (2.5)	35:52	8-18	.444	0-2	.000	5-6	.833	5-7-12	5	2	1	1	1	21
*BAYLOR (2.10)	31:49	7-19	.368	1-3	.333	0-1	.000	1-6-7	4	2	2	1	1	15
*at Texas Tech (2.12)	30:00	2-12	.167	0-2	.000	1-2	.500	2-5-7	3	3	2	0	1	5
*at Oklahoma (2.17)	36:26	9-16	.563	0-1	.000	2-4	.500	4-12-16	2	4	4	0	0	20
*TEXAS (2.24)	33:16	9-17	.529	0-2	.000	2-4	.500	0-7-7	2	2	0	1	0	20
*BYU (2.27)	30:24	5-10	.500	1-1	1.000	6-15	.400	4-7-11	3	1	2	1	0	17
*at Baylor (3.2)	36:30	9-12	.750	1-1	1.000	1-2	.500	2-4-6	3	2	2	4	0	20

KANSAS STATE (3.5)

at Houston (3.9)

\* Starter

## CAREER STATS

SEASON	GP-GS	MIN/AVG	FG-FGA	PCT	3FG-3FGA	PCT	FT-FTA	PCT	O-D-T	AVG	PF-FO	AST	TO	BLK	STL	PTS	AVG
2020-21*	28-23	726/26.0	156-261	.598	0-4	.000	82-111	.739	61-145-206	7.4	71-1	25	64	40	9	394	14.1
2021-22*	32-32	1030/32.3	240-426	.563	21-64	.328	93-116	.802	75-199-274	8.6	87-1	73	65	49	15	594	18.6
2022-23*	34-34	1106/32.8	244-436	.560	24-57	.421	117-161	.727	78-229-307	9.0	63-1	50	69	60	17	629	18.5
2023-24	29-29	941/32.4	225-401	.561	20-58	.345	61-95	.642	73-237-310	10.7	65-1	63	54	37	28	531	18.3
TOTAL	123-118	3803/30.9	865-1524	.568	65-183	.355	353-483	.731	287-810-1097	8.9	286-4	211	252	186	69	2148	17.5

\*AT MICHIGAN

# DAJUAN HARRIS JR.

RS-Senior • Guard • 6-2 • 170 • Columbia, Mo. • Rock Bridge HS • Twitter: @DajuanH10 • IG: @dajuanharris

- Kansas is 33-3 when Harris scores 10 or more points in a game, including 9-2 in 2023-24.
- Preseason All-Big 12 First Team
- 2023 Big 12 Defensive Player of the Year, All-Big 12 Honorable Mention and Big 12 All-Defensive Team.
- Graduated with a bachelor's degree in liberal arts & sciences in May 2023.
- Starting point guard on the 2022 NCAA National Championship team.
- Led the Big 12 and was 14th in the NCAA in assist-to-turnover ratio in 2021-22.
- 2022 All-Big 12 Honorable Mention and Big 12 All-Defensive Team member as a redshirt-sophomore.
- A two-time Academic All-Big 12 First Team.
- Known for his instinct on defense and his ability to create on offense.



## CAREER HONORS

Naismith Defensive Player of the Year Watchlist (1 of 15)  
 Bob Cousy Award Midseason Candidate (1 of 10)  
 Wooden Award Preseason Top 50  
 Naismith Trophy Men's preseason watch list (1 of 50)  
 Bob Cousy Award Watch List  
 Preseason All-Big 12 First Team [2023]  
 Academic All-Big 12 First Team [2023]  
 Big 12 Championship All-Tournament Team [2023]  
 Big 12 Defensive Player of the Year [2023]  
 Big 12 All-Defensive Team [2023]  
 All-Big 12 Honorable Mention [2023]  
 CSC Academic All-District [2023]  
 Big 12 All-Defensive Team [2022]  
 All-Big 12 Honorable Mention [2022]  
 Academic All-Big 12 First Team [2022]  
 Academic All-Big 12 First Team [2021]

## MISCELLANEOUS

	FR	SO	JR	SR	CAREER
Double-Doubles	-	-	1	-	1
5+ Points	6	21	28	23	78
10+ Points	1	7	17	12	37
20+ Points	-	-	-	1	1
5+ Rebounds	-	1	5	-	6
10+ Assists	5	14	26	25	70
5+ Assists	-	-	3	1	4
2+ 3PT Field Goals	1	6	8	7	22
2+ Steals	7	19	28	13	64
2+ Blocks	-	-	3	-	3
Led Team in Pts.	-	1	2	-	3
Led Team in Rebs.	-	-	-	-	-
Led Team in Assists	8	24	30	23	84
Led Team in Blocks	1	3	7	4	15
Led Team in Steals	8	21	17	6	52

## HARRIS CAREER HIGHS

Points	23	vs. Kentucky (1.14.23)
Field Goals	8	vs. Texas (2.6.23)
Field Goal Att.	16	vs. Texas (2.6.23)
3PT Field Goals	5	vs. Kentucky (11.14.23) at Texas Tech (1.3.23)
3PT Field Goal Att.	6	4x, last vs. Kentucky (11.14.23)
Free Throws	6	vs. Iowa State (1.11.22)
Free Throw Att.	8	vs. Iowa State (3.10.23)
Rebounds	6	vs. Texas (2.6.23)
Assists	11	at Kansas State (1.17.23)
Blocks	4	vs. Texas (3.5.22)
Steals	6	vs. West Virginia (2.25.23)
Minutes	43	2x, last at Kansas State (2.5.24)

## 2023-24 GAME-BY-GAME

OPPONENT (Date)	MP	FG-A	PCT	3PT-A	PCT	FT-A	PCT	O-D-T	PF	A	TO	BLK	ST	TP
*NORTH CAROLINA CENTRAL (11.6)	24:43	0-0	---	0-0	---	0-0	---	0-4-4	1	10	2	0	1	0
*MANHATTAN COLLEGE (11.10)	24:16	1-4	.250	0-2	.000	0-0	---	0-1-1	3	7	0	1	1	2
*vs. Kentucky (11.14)	37:34	7-12	.583	5-6	.833	4-5	.800	0-2-2	3	7	4	1	0	23
*vs. Chaminade (11.20)	34:59	3-6	.500	1-2	.500	0-0	---	0-4-4	1	8	4	0	0	7
*vs. Marquette (11.21)	35:32	2-8	.250	0-3	.000	0-0	---	0-3-3	3	3	2	0	2	4
*vs. Tennessee (11.22)	38:55	2-4	.500	0-1	.000	1-2	.500	1-2-3	0	8	3	0	0	5
*EASTERN ILLINOIS (11.28)	36:14	0-4	.000	0-1	.000	1-2	.500	1-2-3	1	9	3	1	2	1
*UCONN (12.1)	37:41	1-7	.143	1-1	1.000	0-2	.000	0-2-2	1	6	2	1	1	3
*KANSAS CITY (12.5)	35:26	3-6	.500	2-3	.667	0-0	---	0-1-1	1	7	2	0	1	8
*MISSOURI (12.9)	40:00	3-6	.500	0-1	.000	2-2	1.000	0-2-2	4	5	4	1	1	8
*at Indiana (12.18)	40:00	5-9	.556	2-4	.500	0-0	---	0-2-2	2	5	3	0	2	12
*YALE (12.22)	35:06	3-5	.600	2-3	.667	2-2	1.000	0-1-1	3	6	2	1	4	10
*vs. Wichita State (12.30)	35:30	2-5	.400	2-3	.667	0-0	---	0-0-0	0	9	2	0	2	6
*TCU (1.6)	38:41	3-7	.429	0-1	.000	4-4	1.000	0-3-3	1	8	5	0	0	10
*at UCF (1.10)	37:03	2-8	.250	0-3	.000	1-2	.500	2-0-2	0	8	3	0	1	5
*OKLAHOMA (1.13)	40:00	3-10	.300	1-2	.500	0-0	---	1-0-1	2	8	0	0	3	7
*at Oklahoma State (1.16)	30:60	4-6	.667	0-0	---	3-4	.750	0-2-2	2	3	1	0	3	11
*at West Virginia (1.20)	35:58	2-5	.400	0-2	.000	0-0	---	0-0-0	3	5	0	1	5	4
*CINCINNATI (1.22)	37:35	3-10	.300	1-2	.500	1-1	1.000	0-1-1	2	8	5	0	2	8
*at Iowa State (1.27)	38:27	4-6	.667	1-1	1.000	0-0	---	0-2-2	0	7	2	1	2	9
*OKLAHOMA STATE (1.30)	29:57	5-9	.556	2-3	.667	0-0	---	0-3-3	1	7	1	0	1	12
*HOUSTON (2.3)	37:15	3-4	.750	1-2	.500	0-0	---	0-3-3	1	2	1	1	0	7
*at Kansas State (2.5)	42:38	5-10	.500	1-3	.333	4-4	1.000	0-2-2	2	8	3	1	2	15
*BAYLOR (2.10)	36:16	5-12	.417	2-4	.500	2-2	1.000	0-1-1	0	5	1	0	2	14
*at Texas Tech (2.12)	35:30	2-8	.250	0-3	.000	3-4	.750	0-1-1	0	3	3	1	1	7
*at Oklahoma (2.17)	37:18	4-12	.333	1-4	.250	2-2	1.000	0-1-1	1	7	0	0	1	11
*TEXAS (2.24)	33:16	7-11	.636	0-1	.000	0-0	---	0-2-2	1	6	0	0	1	14
*BYU (2.27)	34:30	4-9	.444	0-2	.000	4-6	.667	1-1-2	2	6	4	0	1	12
*at Baylor (3.2)	38:18	6-11	.545	0-1	.000	0-0	---	1-0-1	1	9	2	0	3	12
KANSAS STATE (3.5)														
at Houston (3.9)														

\* Starter

## CAREER STATS

SEASON	GP-GS	MIN/AVG	FG-FGA	PCT	3FG-3FGA	PCT	FT-FTA	PCT	O-D-T	AVG	PF-FO	AST	TO	BLK	STL	PTS	AVG
2020-21	30-2	480/16.0	27-56	.482	9-14	.643	8-10	.800	8-26-34	1.1	45-0	65	24	2	29	71	2.4
2021-22	40-39	1158/29.7	87-201	.433	20-61	.328	19-24	.792	15-39-54	1.4	78-0	166	55	11	55	213	5.5
2022-23	36-36	1231/34.2	131-278	.470	30-74	.410	28-47	.600	25-65-90	2.5	58-1	224	73	15	78	320	8.9
2023-24	29-29	1039/35.8	94-214	.439	25-64	.391	34-44	.773	7-48-55	1.9	42-0	190	64	11	45	247	8.5
<b>TOTAL</b>	<b>135-106</b>	<b>3908/28.9</b>	<b>340-754</b>	<b>.451</b>	<b>84-214</b>	<b>.393</b>	<b>89-125</b>	<b>.712</b>	<b>55-178-233</b>	<b>1.7</b>	<b>223-1</b>	<b>645</b>	<b>220</b>	<b>40</b>	<b>210</b>	<b>853</b>	<b>6.3</b>



# JOHNNY FURPHY

Freshman • Guard • 6-9 • 202 • Melbourne, Australia • Centre of Excellence • IG: @johnnyfurphy

- Played for Centre of Excellence (CoE) – Australia’s development program hosted at the Australian Institute of Sport alongside NBA Global Academy
- Reclassified for the 2023 class and garnered attention when he participated in various NBA Academy events in the United States
- Playing for CoE, averaged 14.3 points and was 22-for-56 (39.3 percent) from three-point range, to go along with 5.6 rebounds in 12 games played in 2023
- Playing for Victoria at the 2023 Australia-U20 Championship, Furphy averaged 13.3 points, 5.0 rebounds and 1.2 steals in six games and made 38.5 percent of his three-point field goals, going 21-for-33 from beyond the arc.
- Father (Richard) played professional Australian Rules Football and brother (Joe) currently plays professional Australian Rules Football.

CAREER HONORS

Preseason Julius Erving Award Watch List [2024]

MISCELLANEOUS

	FR	CAREER
Double-Doubles	1	1
10+ Points	13	13
20+ Points	1	1
5+ Rebounds	12	12
10+ Rebounds	1	1
3+ Assists	1	1
2+ 3PT Field Goals	10	10
2+ Steals	7	7
5+ Steals	1	1
2+ Blocks	1	1
Led Team in Pts.	2	2
Led Team in Rebs.	6	6
Led Team in Assists	-	-
Led Team in Blocks	3	3
Led Team in Steals	3	3

FURPHY CAREER HIGHS

Points	23	vs. Cincinnati (1.22.24)
Field Goals	7	vs. Cincinnati (1.22.24)
Field Goal Att.	12	2x, last vs. BYU (2.27.24)
3PT Field Goals	3	7x, last at Oklahoma (2.17.24)
3PT Field Goal Att.	9	at West Virginia (1.20.24)
Free Throws	9	vs. Texas (2.24.24)
Free Throw Att.	11	vs. Texas (2.24.24)
Rebounds	11	vs. Cincinnati (1.22.24)
Assists	3	at West Virginia (1.20.24)
Blocks	2	at Oklahoma State (1.16.24)
Steals	6	vs. Baylor (2.10.24)
Minutes	38	at Kansas State (2.5.24)

2023-24 GAME-BY-GAME

OPPONENT (Date)	MP	FG-A	PCT	3PT-A	PCT	FT-A	PCT	O-D-T	PF	A	TO	BLK	ST	TP
NORTH CAROLINA CENTRAL (11.6)	16:58	2-4	.500	2-4	.500	0-0	---	1-4-5	1	2	0	0	1	6
MANHATTAN COLLEGE (11.10)	20:15	6-10	.600	3-7	.429	0-0	---	1-2-3	3	0	2	0	0	15
vs. Kentucky (11.14)	11:57	0-2	.000	0-2	.000	0-0	---	0-1-1	3	0	1	0	0	0
^vs. Chaminade (11.20)	17:00	2-5	.400	0-3	.000	0-0	---	2-0-2	2	1	0	0	2	4
vs. Marquette (11.21)	12:09	2-3	.667	1-2	.500	0-0	---	2-2-4	0	0	1	0	0	5
vs. Tennessee (11.22)	10:49	2-2	1.000	1-1	1.000	0-0	---	0-0-0	1	0	0	0	0	5
EASTERN ILLINOIS (11.28)	14:10	1-4	.250	1-4	.250	3-4	.750	1-2-3	2	0	1	0	1	6
UCONN (12.1)	13:42	2-3	.667	2-3	.667	0-0	---	0-1-1	3	0	1	0	0	6
KANSAS CITY (12.5)	13:36	4-7	.571	2-4	.500	0-0	---	0-2-2	0	0	0	1	2	10
MISSOURI (12.9)	07:39	0-1	.000	0-0	---	0-0	---	1-3-4	3	0	0	0	0	0
at Indiana (12.18)	07:23	0-1	.000	0-1	.000	1-2	.500	0-2-2	1	0	0	1	0	1
YALE (12.22)	-	-	-	-	-	-	-	-	-	-	-	-	-	-
vs. Wichita State (12.30)	13:49	2-6	.333	1-5	.200	2-3	.667	0-3-3	2	0	0	0	0	7
TCU (1.6)	09:58	1-2	.500	1-2	.500	1-2	.500	0-3-3	4	1	1	1	1	4
at UCF (1.10)	17:30	4-8	.500	1-4	.250	0-0	---	2-2-4	1	1	0	0	1	9
^OKLAHOMA (1.13)	19:08	3-8	.375	1-4	.250	0-0	---	2-1-3	3	0	0	0	2	7
^at Oklahoma State (1.16)	32:38	5-6	.833	3-4	.750	2-2	1.000	1-6-7	1	2	0	2	0	15
^at West Virginia (1.20)	31:22	4-12	.333	3-9	.333	2-2	1.000	2-5-7	4	3	0	0	0	13
^CINCINNATI (1.22)	36:36	7-8	.875	3-4	.750	6-9	.667	3-8-11	3	0	2	0	2	23
^at Iowa State (1.27)	34:40	5-8	.625	3-5	.600	2-2	1.000	3-3-6	2	0	1	0	1	15
^OKLAHOMA STATE (1.30)	32:17	4-7	.571	1-3	.333	2-4	.500	1-5-6	2	2	0	1	0	11
^HOUSTON (2.3)	34:42	6-7	.857	3-4	.750	2-4	.500	0-8-8	4	2	0	0	0	17
^at Kansas State (2.5)	38:22	2-7	.286	0-4	.000	0-0	---	2-2-4	4	1	0	0	0	4
^BAYLOR (2.10)	35:33	2-8	.250	0-6	.000	7-7	1.000	2-3-5	1	1	1	0	6	11
^at Texas Tech (2.12)	32:07	4-8	.500	1-3	.333	4-4	1.000	1-6-7	1	2	1	1	0	13
^at Oklahoma (2.17)	37:07	5-8	.625	3-5	.600	2-4	.500	2-7-9	4	2	0	0	3	15
^TEXAS (2.24)	32:22	3-3	1.000	1-1	1.000	9-11	.818	3-5-8	3	1	4	0	2	16
^BYU (2.27)	30:48	4-12	.333	0-5	.000	2-2	1.000	1-8-9	4	2	0	0	1	10
^at Baylor (3.2)	23:44	1-5	.200	1-3	.333	3-4	.750	0-3-3	2	0	0	0	0	6
KANSAS STATE (3.5)														
at Houston (3.9)														

^ Starter

CAREER STATS

SEASON	GP-GS	MIN/AVG	FG-FGA	PCT	3FG-3FGA	PCT	FT-FTA	PCT	O-D-T	AVG	PF-FO	AST	TO	BLK	STL	PTS	AVG
2023-24	28-15	638/22.8	83-165	.503	38-102	.373	50-66	.758	33-97-130	4.6	64-0	23	16	7	24	254	9.1
TOTAL	28-15	638/22.8	83-165	.503	38-102	.373	50-66	.758	33-97-130	4.6	64-0	23	16	7	24	254	9.1



JAMARI MCDOWELL

Freshman • Guard • 6-4 • 180 • Houston, Texas • Manvel HS • Twitter: @jamari\_mcdowell • IG: @\_\_jamarii

- Can play all three perimeter positions
- A solid shooter who plays with a high motor and above the rim
- Played at Manvel High School in Manvel, Texas, a suburb of Houston, for head coach Chris Wilson
- Was a 2023 UIL Boys 5A All-State and TABC All-Region selection
- Averaged 22.4 points, 8.1 rebounds, 5.4 assists and 3.2 blocked shots per game his senior season as Manvel posted a 21-10 record and won the district title going 10-3
- As a junior, Manvel HS posted a 19-5 record and McDowell averaged 21.7 points, 7.2 rebounds, 5.1 assists and 4.5 steals per game
- Played AAU basketball for the Houston Defenders.

11

MISCELLANEOUS

	FR	CAREER
5+ Minutes	12	12
5+ Points	5	5
10+ Points	1	1
5+ Rebounds	1	1
3+ Assists	-	-
2+ 3PT Field Goals	1	1
2+ Steals	1	1
2+ Blocks	-	-
Led Team in Pts.	-	-
Led Team in Rebs.	-	-
Led Team in Assists	-	-
Led Team in Blocks	-	-
Led Team in Steals	1	1

MCDOWELL CAREER HIGHS

Points	7	vs. Tennessee (11.22.23)
Field Goals	2	2x, last vs. Oklahoma State (1.30.24)
Field Goal Att.	7	vs. Tennessee (11.22.23)
3PT Field Goals	2	vs. Tennessee (11.22.23)
3PT Field Goal Att.	6	vs. Tennessee (11.22.23)
Free Throws	4	vs. Wichita State (12.30.23)
Free Throw Att.	4	vs. Wichita State (12.30.23)
Rebounds	6	vs. Manhattan College (11.10.23)
Assists	2	vs. Marquette (11.21.23)
Blocks	1	2x, last vs. Oklahoma State (1.30.24)
Steals	2	vs. Texas (2.24.24)
Minutes	27	vs. Tennessee (11.22.23)

2023-24 GAME-BY-GAME

OPPONENT (Date)	MP	FG-A	PCT	3PT-A	PCT	FT-A	PCT	O-D-T	PF	A	TO	BLK	ST	TP
NORTH CAROLINA CENTRAL (11.6)	-	-	-	-	-	-	-	-	-	-	-	-	-	-
MANHATTAN COLLEGE (11.10)	13:42	1-4	.250	1-2	.500	2-2	1.000	2-4-6	0	1	1	0	1	5
vs. Kentucky (11.14)	03:46	0-0	---	0-0	---	2-2	1.000	0-1-1	0	0	0	0	0	2
vs. Chaminade (11.20)	10:15	1-2	.500	0-1	.000	0-0	---	1-0-1	2	1	0	0	0	2
vs. Marquette (11.21)	09:55	1-5	.200	1-2	.500	0-0	---	0-0-0	2	2	0	0	0	3
vs. Tennessee (11.22)	27:16	2-7	.286	2-6	.333	1-2	.500	1-3-4	1	1	0	1	0	7
EASTERN ILLINOIS (11.28)	07:28	0-1	.000	0-1	.000	1-2	.500	2-1-3	0	1	0	0	1	1
UCONN (12.1)	00:01	0-0	---	0-0	---	0-0	---	0-0-0	0	0	0	0	0	0
KANSAS CITY (12.5)	05:09	0-1	.000	0-1	.000	0-0	---	0-1-1	0	0	0	0	0	0
MISSOURI (12.9)	04:41	0-2	.000	0-1	.000	0-0	---	0-0-0	0	0	0	0	0	0
at Indiana (12.18)	08:22	1-2	.500	1-2	.500	0-0	---	0-1-1	1	1	1	0	0	3
YALE (12.22)	04:54	0-0	---	0-0	---	0-0	---	0-1-1	0	0	0	0	0	0
vs. Wichita State (12.30)	08:01	1-3	.333	0-1	.000	4-4	1.000	3-0-3	0	1	0	0	1	6
TCU (1.6)	01:31	0-0	---	0-0	---	0-0	---	0-0-0	0	0	1	0	0	0
at UCF (1.10)	01:57	0-0	---	0-0	---	0-0	---	0-0-0	0	0	0	0	0	0
OKLAHOMA (1.13)	00:54	0-1	.000	0-1	.000	0-0	---	0-0-0	0	0	0	0	0	0
at Oklahoma State (1.16)	03:00	0-0	---	0-0	---	0-0	---	0-0-0	1	0	0	0	0	0
at West Virginia (1.20)	00:04	0-0	---	0-0	---	0-0	---	0-0-0	1	0	0	0	0	0
CINCINNATI (1.22)	01:39	0-0	---	0-0	---	0-0	---	0-0-0	0	0	0	0	0	0
at Iowa State (1.27)	04:09	0-0	---	0-0	---	0-0	---	0-0-0	0	0	0	0	0	0
OKLAHOMA STATE (1.30)	10:28	2-3	.667	1-2	.500	1-1	1.000	1-2-3	0	1	0	1	0	6
HOUSTON (2.3)	01:31	0-1	.000	0-1	.000	0-0	---	0-0-0	0	0	0	0	0	0
at Kansas State (2.5)	00:06	0-1	.000	0-1	.000	0-0	---	0-0-0	0	0	0	0	0	0
BAYLOR (2.10)	-	-	-	-	-	-	-	-	-	-	-	-	-	-
at Texas Tech (2.12)	-	-	-	-	-	-	-	-	-	-	-	-	-	-
at Oklahoma (2.17)	03:40	1-1	1.000	0-0	.000	0-0	---	1-0-1	0	1	0	0	0	2
TEXAS (2.24)	14:21	1-1	1.000	1-1	1.000	2-2	1.000	2-1-3	1	0	2	0	2	5
BYU (2.27)	13:20	1-1	1.000	1-1	1.000	0-0	---	0-1-1	1	1	1	0	0	3
at Baylor (3.2)	09:09	0-2	.000	0-0	---	0-0	---	1-0-1	0	1	0	0	0	0
KANSAS STATE (3.5)														
at Houston (3.9)														

^ Starter

CAREER STATS

SEASON	GP-GS	MIN/AVG	FG-FGA	PCT	3FG-3FGA	PCT	FT-FTA	PCT	O-D-T	AVG	PF-FO	AST	TO	BLK	STL	PTS	AVG
2023-24	26-0	169/6.5	12-38	.316	8-24	.333	13-15	.867	14-16-30	1.2	10-0	12	6	2	5	45	1.7
TOTAL	26-0	169/6.5	12-38	.316	8-24	.333	13-15	.867	14-16-30	1.2	10-0	12	6	2	5	45	1.7



# WILDER EVERS

(EE-vers)

RS-Freshman • G • 6-4 • 185 • Birmingham, Ala. • Oak Mountain HS • Twitter: @EversWilder • IG: @wilderevers

- A walk-on from Birmingham, Alabama, who provides depth at the guard spots
- Has played in four games while at KU.
- Comes from a family with Kansas ties as his brother plays baseball for KU and his parents competed in track and field at KU
- Helped lead Oak Mountain High School to three consecutive trips to Alabama's 7A state quarterfinals, including Final Four appearances in 2020 and 2021 and a state title in 2021
- The 2021 state championship was the first in Oak Mountain history
- A two-time all-county selection his junior and senior seasons
- Played for Chris Love at Oak Mountain
- Averaged 11.8 points, 4.3 rebounds and 3.0 assists per game his senior season

## EVERS CAREER HIGHS

Points	2	2x, last vs. Oklahoma State (1.30.24)
Field Goals	1	2x, last vs. Oklahoma State (1.30.24)
Field Goal Att.	1	4x, last at Texas Tech (2.12.24)
3PT Field Goals	-	-
3PT Field Goal Att.	1	vs. Wichita State (12.30.23)
Free Throws	-	-
Free Throw Att.	-	-
Rebounds	1	2x, last vs. Oklahoma State (1.30.24)
Assists	1	vs. North Carolina Central (11.6.23)
Blocks	-	-
Steals	-	-
Minutes	8	vs. North Carolina Central (11.6.23)

## 2023-24 GAME-BY-GAME

OPPONENT (Date)	MP	FG-A	PCT	3PT-A	PCT	FT-A	PCT	O-D-T	PF	A	TO	BLK	ST	TP
NORTH CAROLINA CENTRAL (11.6)	07:41	1-1	1.000	0-0	---	0-0	---	0-0-0	1	1	0	0	0	2
MANHATTAN COLLEGE (11.10)	-	-	-	-	-	-	-	-	-	-	-	-	-	-
vs. Kentucky (11.14)	-	-	-	-	-	-	-	-	-	-	-	-	-	-
vs. Chaminade (11.20)	-	-	-	-	-	-	-	-	-	-	-	-	-	-
vs. Marquette (11.21)	-	-	-	-	-	-	-	-	-	-	-	-	-	-
vs. Tennessee (11.22)	-	-	-	-	-	-	-	-	-	-	-	-	-	-
EASTERN ILLINOIS (11.28)	-	-	-	-	-	-	-	-	-	-	-	-	-	-
UCONN (12.1)	-	-	-	-	-	-	-	-	-	-	-	-	-	-
KANSAS CITY (12.5)	-	-	-	-	-	-	-	-	-	-	-	-	-	-
MISSOURI (12.9)	-	-	-	-	-	-	-	-	-	-	-	-	-	-
at Indiana (12.18)	-	-	-	-	-	-	-	-	-	-	-	-	-	-
YALE (12.22)	-	-	-	-	-	-	-	-	-	-	-	-	-	-
vs. Wichita State (12.30)	01:18	0-1	.000	0-1	.000	0-0	---	0-1-1	0	0	0	0	0	0
TCU (1.6)	-	-	-	-	-	-	-	-	-	-	-	-	-	-
at UCF (1.10)	-	-	-	-	-	-	-	-	-	-	-	-	-	-
OKLAHOMA (1.13)	-	-	-	-	-	-	-	-	-	-	-	-	-	-
at Oklahoma State (1.16)	-	-	-	-	-	-	-	-	-	-	-	-	-	-
at West Virginia (1.20)	-	-	-	-	-	-	-	-	-	-	-	-	-	-
CINCINNATI (1.22)	-	-	-	-	-	-	-	-	-	-	-	-	-	-
at Iowa State (1.27)	-	-	-	-	-	-	-	-	-	-	-	-	-	-
OKLAHOMA STATE (1.30)	02:12	1-1	1.000	0-0	---	0-0	---	0-1-1	0	0	0	0	0	2
HOUSTON (2.3)	-	-	-	-	-	-	-	-	-	-	-	-	-	-
at Kansas State (2.5)	-	-	-	-	-	-	-	-	-	-	-	-	-	-
BAYLOR (2.10)	-	-	-	-	-	-	-	-	-	-	-	-	-	-
at Texas Tech (2.12)	01:42	0-1	.000	0-0	---	0-0	---	0-0-0	0	0	0	0	0	0
at Oklahoma (2.17)	-	-	-	-	-	-	-	-	-	-	-	-	-	-
TEXAS (2.24)	-	-	-	-	-	-	-	-	-	-	-	-	-	-
BYU (2.27)	-	-	-	-	-	-	-	-	-	-	-	-	-	-
at Baylor (3.2)	-	-	-	-	-	-	-	-	-	-	-	-	-	-
KANSAS STATE (3.5)	-	-	-	-	-	-	-	-	-	-	-	-	-	-
at Houston (3.9)	-	-	-	-	-	-	-	-	-	-	-	-	-	-

^ Starter

## CAREER STATS

SEASON	GP-GS	MIN/AVG	FG-FGA	PCT	3FG-3FGA	PCT	FT-FTA	PCT	O-D-T	AVG	PF-FO	AST	TO	BLK	STL	PTS	AVG
2023-24	4-0	13/3.3	2-4	.500	0-1	.000	0-0	---	0-2-2	0.5	1-0	1	0	0	0	4	1.0
TOTAL	4-0	13/3.3	2-4	.500	0-1	.000	0-0	---	0-2-2	0.5	1-0	1	0	0	0	4	1.0

ELMARKO JACKSON

Freshman • Guard • 6-3 • 195 • Marlton, N.J. • South Kent School • Twitter: @ElmarkoJ • IG: @elmarkojackson

- A highly-rated guard who has great court presence and was ranked as high as No. 19 following the 2022-23 season
- Was a McDonald's All-American in 2022-23
- Averaged 19.0 points and 6.0 assists for South Kent which went 18-3 overall and 8-0 in NEPSAC AAA conference play
- Was on the Naismith Boys High School Player of the Year Watch List, which highlights the top 50 players nationwide in 2022-23
- Transferred to Academy of the New Church in Bryn Athyn, Pennsylvania, where he earned all-state and all-league honors in 2021-22 averaging 17.9 points, 5.7 rebounds, 5.4 assists and 2.0 steals per game
- Ended his high school career ranked No. 19 by 247Sports.com, No. 25 by Rivals.com and No. 26 by ESPN.com.
- Had college offers to play lacrosse coming out of high school.

13

MISCELLANEOUS

	FR	CAREER
Double-Doubles	-	-
10+ Points	3	3
5+ Rebounds	-	-
5+ Assists	2	2
10+ Assists	1	1
2+ 3PT Field Goals	3	3
2+ Steals	5	5
2+ Blocks	-	-
Led Team in Pts.	-	-
Led Team in Rebs.	-	-
Led Team in Assists	1	1
Led Team in Blocks	-	-
Led Team in Steals	2	2

JACKSON CAREER HIGHS

Points	12	vs. Wichita State (12.30.23)
Field Goals	5	vs. Wichita State (12.30.23)
Field Goal Att.	10	vs. Wichita State (12.30.23)
3PT Field Goals	2	3x, last at Baylor (3.2.24)
3PT Field Goal Att.	3	4x, last vs. Wichita State (12.30.23)
Free Throws	6	vs. Missouri (12.9.23)
Free Throw Att.	7	vs. Missouri (12.9.23)
Rebounds	4	vs. UConn (12.1.23)
Assists	9	vs. Manhattan College (11.10.23)
Blocks	1	4x, last vs. Oklahoma (1.13.24)
Steals	4	vs. Baylor (2.10.24)
Minutes	32	vs. UConn (12.1.23)

2023-24 GAME-BY-GAME

OPPONENT (Date)	MP	FG-A	PCT	3PT-A	PCT	FT-A	PCT	O-D-T	PF	A	TO	BLK	ST	TP
*NORTH CAROLINA CENTRAL (11.6)	21:17	3-5	.600	0-1	.000	2-2	1.000	0-1-1	3	5	1	0	0	8
*MANHATTAN COLLEGE (11.10)	29:03	3-6	.500	1-3	.333	2-2	1.000	0-2-2	1	9	1	1	1	9
*vs. Kentucky (11.14)	23:42	1-4	.250	0-2	.000	5-6	.833	0-1-1	3	2	3	0	1	7
*vs. Chaminade (11.20)	23:38	2-4	.500	1-2	.500	2-2	1.000	0-2-2	3	3	2	0	0	7
*vs. Marquette (11.21)	20:55	0-4	.000	0-1	.000	0-0	---	0-1-1	1	3	2	0	1	0
*vs. Tennessee (11.22)	13:18	0-2	.000	0-1	.000	4-4	1.000	0-1-1	0	1	1	0	1	4
*EASTERN ILLINOIS (11.28)	22:01	2-6	.333	1-3	.333	0-0	---	0-0-0	3	2	1	1	3	5
*UCONN (12.1)	32:13	2-4	.500	0-2	.000	2-2	1.000	2-2-4	1	2	4	0	1	6
*KANSAS CITY (12.5)	22:48	2-5	.400	1-3	.333	0-0	---	1-0-1	3	3	2	0	0	5
*MISSOURI (12.9)	25:54	2-5	.400	1-2	.500	6-7	.857	0-1-1	4	1	0	0	1	11
*at Indiana (12.18)	24:59	2-6	.333	1-3	.333	0-0	---	0-1-1	1	3	1	0	2	5
*YALE (12.22)	16:51	1-6	.167	0-1	.000	0-0	---	1-2-3	2	2	3	1	0	2
*vs. Wichita State (12.30)	27:07	5-10	.500	2-3	.667	0-0	---	1-1-2	3	2	2	0	1	12
*TCU (1.6)	23:36	0-4	.000	0-1	.000	0-0	---	0-2-2	1	2	1	0	0	0
*at UCF (1.10)	21:48	0-0	---	0-0	---	0-0	---	0-0-0	3	2	2	0	0	0
OKLAHOMA (1.13)	17:53	1-1	1.000	0-0	---	0-0	---	0-2-2	2	0	0	1	0	2
at Oklahoma State (1.16)	12:44	1-3	.333	0-1	.000	0-2	.000	1-0-1	1	1	2	0	1	2
at West Virginia (1.20)	08:16	1-2	.500	0-1	.000	0-0	---	0-1-1	2	0	0	0	0	2
CINCINNATI (1.22)	12:37	0-0	---	0-0	---	2-2	1.000	0-1-1	2	0	0	0	2	2
at Iowa State (1.27)	07:35	0-0	---	0-0	---	0-0	---	0-1-1	3	1	0	0	0	0
*OKLAHOMA STATE (1.30)	25:21	4-8	.500	2-2	1.000	0-0	---	0-2-2	2	1	2	0	0	10
HOUSTON (2.3)	08:41	1-2	.500	0-1	.000	0-0	---	1-1-2	0	1	3	0	0	2
at Kansas State (2.5)	04:47	1-2	.500	0-0	---	0-0	---	0-0-0	1	0	0	0	0	2
BAYLOR (2.10)	21:22	0-0	---	0-0	---	1-2	.500	0-0-0	3	1	1	0	4	1
at Texas Tech (2.12)	24:25	3-5	.600	0-2	.000	1-2	.500	0-1-1	4	0	0	0	2	7
at Oklahoma (2.17)	04:06	0-0	---	0-0	---	0-0	---	0-0-0	1	0	1	0	0	0
TEXAS (2.24)	14:21	0-0	---	0-0	---	0-0	---	0-0-0	1	4	2	0	1	0
BYU (2.27)	13:28	1-3	.333	0-0	---	0-0	---	0-1-1	1	1	1	0	0	2
at Baylor (3.2)	14:55	3-4	.750	2-2	1.000	0-0	---	1-0-1	5	0	1	0	0	8
KANSAS STATE (3.5)														
at Houston (3.9)														

^ Starter

CAREER STATS

SEASON	GP-GS	MIN/AVG	FG-FGA	PCT	3FG-3FGA	PCT	FT-FTA	PCT	O-D-T	AVG	PF-FO	AST	TO	BLK	STL	PTS	AVG
2023-24	29-16	541/18.7	41-101	.406	12-37	.324	27-33	.818	8-27-35	1.2	60-1	52	39	4	22	121	4.2
TOTAL	29-16	541/18.7	41-101	.406	12-37	.324	27-33	.818	8-27-35	1.2	60-1	52	39	4	22	121	4.2





# PATRICK CASSIDY

Junior • G • 6-1 • 185 • Columbus, Kan. • Columbus Unified HS • Twitter: @patrickrcassidy • IG: @patrickcassidy14

- An invited walk-on who will provide depth at the point guard position
- Has played in three games while at Kansas
- Was a two-year manager for the Kansas men's basketball program, including the 2021-22 NCAA National Championship season
- A 2020 all-state selection at Columbus Unified High School (CUHS)
- Was named to the Kansas Basketball Coaches Association (KBCA) Class 3A All-State First Team in 2020
- Scored more than 1,000 points for his career
- A four-sport athlete while at Columbus, also playing football, baseball and track & field
- Racked up more than 1,500 combined yards as a quarterback, scoring 25 touchdowns at CUHS
- An all-conference all-academic selection who was the Class of 2020 valedictorian at CUHS

### CASSIDY CAREER HIGHS

Points	-	-
Field Goals	-	-
Field Goal Att.	2	vs. North Carolina Central (11.6.23)
3PT Field Goals	-	-
3PT Field Goal Att.	1	vs. Wichita State (12.30.23) vs. North Carolina Central (11.6.23)
Free Throws	-	-
Free Throw Att.	-	-
Rebounds	-	-
Assists	-	-
Blocks	-	-
Steals	-	-
Minutes	5	vs. North Carolina Central (11.6.23)

### 2023-24 GAME-BY-GAME

OPPONENT (Date)	MP	FG-A	PCT	3PT-A	PCT	FT-A	PCT	O-D-T	PF	A	TO	BLK	ST	TP
NORTH CAROLINA CENTRAL (11.6)	04:54	1-2	.000	0-1	---	0-0	---	0-0-0	1	0	0	0	0	0
MANHATTAN COLLEGE (11.10)	-	-	-	-	-	-	-	-	-	-	-	-	-	-
vs. Kentucky (11.14)	-	-	-	-	-	-	-	-	-	-	-	-	-	-
vs. Chaminade (11.20)	-	-	-	-	-	-	-	-	-	-	-	-	-	-
vs. Marquette (11.21)	-	-	-	-	-	-	-	-	-	-	-	-	-	-
vs. Tennessee (11.22)	-	-	-	-	-	-	-	-	-	-	-	-	-	-
EASTERN ILLINOIS (11.28)	-	-	-	-	-	-	-	-	-	-	-	-	-	-
UCONN (12.1)	-	-	-	-	-	-	-	-	-	-	-	-	-	-
KANSAS CITY (12.5)	-	-	-	-	-	-	-	-	-	-	-	-	-	-
MISSOURI (12.9)	-	-	-	-	-	-	-	-	-	-	-	-	-	-
at Indiana (12.18)	-	-	-	-	-	-	-	-	-	-	-	-	-	-
YALE (12.22)	-	-	-	-	-	-	-	-	-	-	-	-	-	-
vs. Wichita State (12.30)	01:18	0-1	.000	0-1	.000	0-0	---	0-0-0	0	0	0	0	0	0
TCU (1.6)	-	-	-	-	-	-	-	-	-	-	-	-	-	-
at UCF (1.10)	-	-	-	-	-	-	-	-	-	-	-	-	-	-
OKLAHOMA (1.13)	-	-	-	-	-	-	-	-	-	-	-	-	-	-
at Oklahoma State (1.16)	-	-	-	-	-	-	-	-	-	-	-	-	-	-
at West Virginia (1.20)	-	-	-	-	-	-	-	-	-	-	-	-	-	-
CINCINNATI (1.22)	-	-	-	-	-	-	-	-	-	-	-	-	-	-
at Iowa State (1.27)	-	-	-	-	-	-	-	-	-	-	-	-	-	-
OKLAHOMA STATE (1.30)	-	-	-	-	-	-	-	-	-	-	-	-	-	-
HOUSTON (2.3)	-	-	-	-	-	-	-	-	-	-	-	-	-	-
at Kansas State (2.5)	-	-	-	-	-	-	-	-	-	-	-	-	-	-
BAYLOR (2.10)	-	-	-	-	-	-	-	-	-	-	-	-	-	-
at Texas Tech (2.12)	-	-	-	-	-	-	-	-	-	-	-	-	-	-
at Oklahoma (2.17)	-	-	-	-	-	-	-	-	-	-	-	-	-	-
TEXAS (2.24)	-	-	-	-	-	-	-	-	-	-	-	-	-	-
BYU (2.27)	00:17	0-0	---	0-0	---	0-0	---	0-0-0	0	0	0	0	0	0
at Baylor (3.2)	-	-	-	-	-	-	-	-	-	-	-	-	-	-
KANSAS STATE (3.5)	-	-	-	-	-	-	-	-	-	-	-	-	-	-
at Houston (3.9)	-	-	-	-	-	-	-	-	-	-	-	-	-	-

^ Starter

### CAREER STATS

SEASON	GP-GS	MIN/AVG	FG-FGA	PCT	3FG-3FGA	PCT	FT-FTA	PCT	O-D-T	AVG	PF-FO	AST	TO	BLK	STL	PTS	AVG
2023-24	3-0	6/2.0	0-3	.000	0-2	.000	0-0	---	0-0-0	0.0	1-0	0	0	0	0	0	0.0
TOTAL	3-0	6/2.0	0-3	.000	0-2	.000	0-0	---	0-0-0	0.0	1-0	0	0	0	0	0	0.0



# KEVIN MCCULLAR JR.

GR-Senior • G • 6-7 • 212 • San Antonio, Texas • Wagner HS/Texas Tech • Twitter: @Kevin\_McCullar • IG: @kevinmccullarjr

- On most every mid-season All-America team and national player of the year watch list
- Entered the NBA Draft process following the 2022-23 season and decided to return to Kansas for his fifth year
- A transfer from Texas Tech who was a redshirt senior at Kansas in 2022-23
- A three-time All-Big 12 selection
- Was a Naismith Defensive Player of the Year semifinalist in 2021-22 (at Texas Tech) and 2022-23 (at Kansas)
- Entered 2023-24 with 1,040 points, 589 rebounds, 231 assists and 178 steals for his career
- A three-time Academic All-Big 12 selection
- Graduated in May of 2023 with a liberal arts and sciences degree

CAREER HONORS

Naismith Trophy Midseason Team (1 of 30); Naismith Defensive Player of the Year Watchlist (1 of 15); Wooden Award Late Season Top 20; Jerry West Shooting Guard Award Top 10 Cadidate; Oscar Robertson National Player of the Week (11.28.23); Big 12 Player of the Week (11.27.23); Naismith Trophy Men's preseason watch list (1 of 50); Preseason All-Big 12 Honorable Mention  
**2022-23:** All Big 12 Second Team (Associated Press); All Big 12 Third Team; Big 12 All-Defensive Team; Naismith Defensive Player of the Year Semifinalist (1 of 10); Naismith Defensive Player of the Year Watch List (1 of 15); Wooden Award Preseason Top 50 Watch List; Naismith Preseason Player of the Year Watch List (1 of 50); Jerry West Shooting Guard of the Year Watch List; Preseason All-Big 12 Honorable Mention;  
**At Texas Tech:** All-Big 12 Honorable Mention [2022]; Naismith Defensive Player of the Year Semifinalist [2022]; Academic All-Big 12 First Team [2022]; All-Big 12 Honorable Mention [2021]; Academic All-Big 12 First Team [2021]; Academic All-Big 12 First Team [2020]

MISCELLANEOUS

	FR	SO	JR	SR	GR-SR	CAREER
Double-Doubles	-	2	1	7	2	12
Triple-Doubles	-	-	-	-	2	2
10+ Points	8	14	16	21	24	83
20+ Points	-	-	2	1	12	15
30+ Points	-	-	-	-	1	1
5+ Rebounds	7	15	14	26	21	83
10+ Rebounds	1	2	2	8	2	15
3+ Assists	1	6	18	14	20	59
10+ Assists	-	-	-	-	2	2
3+ 3PT Field Goals	-	1	5	3	4	13
2+ Steals	8	10	12	20	10	60
2+ Blocks	1	2	1	6	1	11
Led Team in Pts. (at KU)	-	-	-	1	10	11
Led Team in Rebs. (at KU)	-	-	-	10	2	12
Led Team in Assists (at KU)	-	-	-	3	5	8
Led Team in Blocks (at KU)	-	-	-	13	4	17
Led Team in Steals (at KU)	-	-	-	13	7	20

MCCULLAR CAREER HIGHS

Points	34	vs. Yale (12.22.23)
Field Goals	11	vs. Yale (12.22.23)
Field Goal Att.	19	at Baylor (3.2.24)
3PT Field Goals	4	3x, last vs. Yale (12.22.23)
3PT Field Goal Att.	9	vs. Grambling (11.12.21)
		vs. Wisconsin (11.24.22)
Free Throws	13	at Indiana (12.16.23)
Free Throw Att.	16	at Indiana (12.16.23)
Rebounds	13	vs. Kansas State (1.31.23)
Assists	10	vs. Chaminade (11.20.23)
		vs. Kentucky (11.14.23)
Blocks	4	vs. Baylor (1.16.21)
Steals	6	vs. Texas (3.11.21)
Minutes	44	at Kansas (1.24.22)

2023-24 GAME-BY-GAME

OPPONENT (Date)	MP	FG-A	PCT	3PT-A	PCT	FT-A	PCT	O-D-T	PF	A	TO	BLK	ST	TP
*NORTH CAROLINA CENTRAL (11.6)	23:56	8-12	.667	4-7	.571	2-2	1.000	0-6-6	0	5	2	0	0	22
*MANHATTAN COLLEGE (11.10)	25:40	5-9	.556	1-5	.200	4-4	1.000	0-7-7	1	4	1	1	2	15
*vs. Kentucky (11.14)	36:36	3-11	.273	0-3	.000	6-9	.667	0-10-10	4	10	1	1	1	12
*vs. Chaminade (11.20)	34:53	8-14	.571	1-5	.200	5-7	.714	1-10-11	0	10	4	2	3	22
*vs. Marquette (11.21)	37:02	9-14	.643	2-4	.500	4-6	.667	3-5-8	2	3	6	1	1	24
*vs. Tennessee (11.22)	34:22	6-13	.462	0-1	.000	2-3	.667	1-5-6	3	3	7	0	0	14
*EASTERN ILLINOIS (11.28)	36:51	8-18	.444	0-2	.000	2-3	.667	0-3-3	1	5	0	1	1	18
*UCONN (12.1)	35:52	6-10	.600	3-4	.750	6-6	1.000	0-5-5	4	1	1	0	1	21
*KANSAS CITY (12.5)	34:26	9-13	.692	2-2	1.000	5-5	1.000	0-6-6	0	5	2	1	2	25
*MISSOURI (12.9)	38:51	4-15	.267	1-4	.250	8-9	.889	3-6-9	1	4	3	0	3	17
*at Indiana (12.18)	37:15	3-11	.273	2-5	.400	13-16	.813	0-6-6	4	4	2	1	3	21
*YALE (12.22)	37:31	11-18	.611	4-7	.571	8-8	1.000	2-4-6	2	4	1	1	2	34
*vs. Wichita State (12.30)	31:53	5-14	.357	0-4	.000	10-10	1.000	0-7-7	1	2	1	0	2	20
*TCU (1.6)	37:42	6-16	.375	1-5	.200	3-5	.600	0-5-5	3	3	3	0	1	16
*at UCF (1.10)	37:08	5-10	.500	3-5	.600	3-4	.750	1-5-6	2	5	5	0	1	16
*OKLAHOMA (1.13)	38:37	5-12	.417	1-5	.200	10-11	.909	0-4-4	2	4	1	0	1	21
*at Oklahoma State (1.16)	35:12	7-14	.500	1-4	.250	3-3	1.000	1-5-6	1	8	3	0	1	18
*at West Virginia (1.20)	32:20	10-14	.714	2-4	.500	2-3	.667	0-4-4	3	5	1	0	0	24
*CINCINNATI (1.22)	35:24	5-17	.294	2-6	.333	8-12	.667	1-4-5	1	5	1	0	3	20
*at Iowa State (1.27)	37:40	5-18	.278	2-8	.250	4-5	.800	3-4-7	4	3	5	0	1	16
OKLAHOMA STATE (1.30)	-	-	-	-	-	-	-	-	-	-	-	-	-	-
*HOUSTON (2.3)	36:58	7-8	.875	1-2	.500	2-2	1.000	2-5-7	1	3	5	0	1	17
*at Kansas State (2.5)	43:28	6-18	.333	2-5	.400	1-5	.200	0-6-6	1	6	2	0	4	15
BAYLOR (2.10)	-	-	-	-	-	-	-	-	-	-	-	-	-	-
at Texas Tech (2.12)	-	-	-	-	-	-	-	-	-	-	-	-	-	-
*at Oklahoma (2.17)	35:00	4-14	.286	2-8	.250	0-2	.000	0-8-8	4	0	3	0	0	10
TEXAS (2.24)	-	-	-	-	-	-	-	-	-	-	-	-	-	-
BYU (2.27)	-	-	-	-	-	-	-	-	-	-	-	-	-	-
*at Baylor (3.2)	31:19	9-19	.474	0-5	.000	2-2	1.000	2-3-5	1	2	3	0	2	20
KANSAS STATE (3.5)	-	-	-	-	-	-	-	-	-	-	-	-	-	-
at Houston (3.9)	-	-	-	-	-	-	-	-	-	-	-	-	-	-

^ Starter

CAREER STATS

SEASON	GP-GS	MIN/AVG	FG-FGA	PCT	3FG-3FGA	PCT	FT-FTA	PCT	O-D-T	AVG	PF-FO	AST	TO	BLK	STL	PTS	AVG
2019-20*	29-6	537/18.5	65-127	.512	8-28	.286	37-51	.725	30-63-93	3.2	62-1	21	37	9	35	175	6.0
2020-21*	20-19	608/30.4	72-173	.416	13-46	.283	50-71	.704	30-95-125	6.3	60-0	41	30	16	34	207	10.4
2021-22*	29-24	864/29.8	100-249	.402	28-90	.311	66-91	.725	26-107-133	4.6	78-2	89	57	7	41	294	10.1
2022-23	34-33	1042/30.6	123-277	.444	29-98	.296	89-117	.761	41-197-238	7.0	101-4	80	72	25	68	364	10.7
2023-24	24-24	844/35.2	154-332	.464	37-110	.336	113-142	.796	20-133-153	6.4	46-0	104	64	9	36	458	19.1
TOTAL	136-106	3894/28.6	514-1158	.444	115-372	.309	355-472	.752	147-595-742	5.5	347-7	335	260	66	214	1498	11.0

\*AT TEXAS TECH



# MICHAEL JANKOVICH

(JANG-koh-vitch)

GR-Senior • G • 6-4 • 190 • Dallas, Texas • Jesuit College Prep / Northfield Mount Herman (Mass.) • Twitter: @michael\_jank • IG: @mjankovich

- An invited walk-on who has played in 41 games while at Kansas, including seven in 2023-24
- His 13 games played in 2022-23 were his most for a season
- Played in 10 contests during Kansas' 2022 NCAA National Championship seasons
- Two-time Academic All-Big 12 selection in 2022 and 2023
- Has solid range from beyond the arc
- Son of former SMU head coach Tim Jankovich, who spent five seasons as an assistant coach on Bill Self's staffs at Illinois and Kansas
- Lived in Lawrence from ages 4-8 while his father was on the KU staff
- Graduated in May 2023 with a finance degree.

CAREER HONORS

Academic All-Big 12 First Team [2023]  
Academic All-Big 12 Second Team [2022]

MISCELLANEOUS

	FR	SO	JR	SR	GR-SR	CAREER
5+ Minutes	1	-	-	-	2	3
4+ Points	2	-	-	-	2	4
3+ Rebounds	-	-	-	-	-	-
2+ Assists	-	-	-	-	-	-
2+ 3PT Field Goals	-	-	-	-	1	1
2+ Steals	-	-	-	-	-	-
2+ Blocks	-	-	-	-	-	-
Led Team in Pts.	-	-	-	-	-	-
Led Team in Rebs.	-	-	-	-	-	-
Led Team in Assists	-	-	-	-	-	-
Led Team in Blocks	-	-	-	-	-	-
Led Team in Steals	-	-	-	-	-	-

JANKOVICH CAREER HIGHS

Points	6	vs. Manhattan College (11.10.23)
Field Goals	2	vs. Manhattan College (11.10.23) vs. North Carolina Central (11.6.23)
Field Goal Att.	3	vs. North Carolina Central (11.6.23) vs. Monmouth (11.15.19)
3PT Field Goals	2	vs. Manhattan College (11.10.23)
3PT Field Goal Att.	3	vs. Monmouth (11.15.19)
Free Throws	2	vs. Monmouth (11.15.19)
Free Throw Att.	2	vs. Kansas State (1.21.20) vs. Monmouth (11.15.19)
Rebounds	1	4x, last vs. N.C. Central (11.6.23)
Assists	1	vs. Chaminade (11.25.19)
Blocks	1	vs. Howard (3.16.23)
Steals	1	3x, last at Oklahoma (2.11.23)
Minutes	8	vs. North Carolina Central (11.6.23)

2023-24 GAME-BY-GAME

OPPONENT (Date)	MP	FG-A	PCT	3PT-A	PCT	FT-A	PCT	O-D-T	PF	A	TO	BLK	ST	TP
NORTH CAROLINA CENTRAL (11.6)	08:09	2-3	.667	1-2	.500	0-0	---	0-1-1	0	0	1	0	0	5
MANHATTAN COLLEGE (11.10)	07:31	2-2	1.000	2-2	1.000	0-0	---	0-0-0	0	0	0	0	0	6
vs. Kentucky (11.14)	-	-	-	-	-	-	-	-	-	-	-	-	-	-
vs. Chaminade (11.20)	-	-	-	-	-	-	-	-	-	-	-	-	-	-
vs. Marquette (11.21)	-	-	-	-	-	-	-	-	-	-	-	-	-	-
vs. Tennessee (11.22)	-	-	-	-	-	-	-	-	-	-	-	-	-	-
EASTERN ILLINOIS (11.28)	-	-	-	-	-	-	-	-	-	-	-	-	-	-
UCONN (12.1)	-	-	-	-	-	-	-	-	-	-	-	-	-	-
KANSAS CITY (12.5)	-	-	-	-	-	-	-	-	-	-	-	-	-	-
MISSOURI (12.9)	-	-	-	-	-	-	-	-	-	-	-	-	-	-
at Indiana (12.18)	-	-	-	-	-	-	-	-	-	-	-	-	-	-
YALE (12.22)	-	-	-	-	-	-	-	-	-	-	-	-	-	-
vs. Wichita State (12.30)	01:18	0-1	.000	0-1	.000	0-0	---	2-0-2	0	0	0	0	0	0
TCU (1.6)	-	-	-	-	-	-	-	-	-	-	-	-	-	-
at UCF (1.10)	-	-	-	-	-	-	-	-	-	-	-	-	-	-
OKLAHOMA (1.13)	-	-	-	-	-	-	-	-	-	-	-	-	-	-
at Oklahoma State (1.16)	02:26	1-2	.500	1-2	.500	0-0	---	0-0-0	0	0	0	0	0	3
at West Virginia (1.20)	-	-	-	-	-	-	-	-	-	-	-	-	-	-
CINCINNATI (1.22)	-	-	-	-	-	-	-	-	-	-	-	-	-	-
at Iowa State (1.27)	-	-	-	-	-	-	-	-	-	-	-	-	-	-
OKLAHOMA STATE (1.30)	04:22	1-1	1.000	1-1	1.000	0-0	---	0-0-0	0	0	0	0	0	3
HOUSTON (2.3)	-	-	-	-	-	-	-	-	-	-	-	-	-	-
at Kansas State (2.5)	00:06	0-0	---	0-0	---	0-0	---	0-0-0	0	0	0	0	0	0
BAYLOR (2.10)	-	-	-	-	-	-	-	-	-	-	-	-	-	-
at Texas Tech (2.12)	02:40	0-1	.000	0-1	.000	0-0	---	0-0-0	1	0	0	0	0	0
at Oklahoma (2.17)	-	-	-	-	-	-	-	-	-	-	-	-	-	-
TEXAS (2.24)	-	-	-	-	-	-	-	-	-	-	-	-	-	-
BYU (2.27)	-	-	-	-	-	-	-	-	-	-	-	-	-	-
at Baylor (3.2)	-	-	-	-	-	-	-	-	-	-	-	-	-	-
KANSAS STATE (3.5)	-	-	-	-	-	-	-	-	-	-	-	-	-	-
at Houston (3.9)	-	-	-	-	-	-	-	-	-	-	-	-	-	-

\* Starter

CAREER STATS

SEASON	GP-GS	MIN/AVG	FG-FGA	PCT	3FG-3FGA	PCT	FT-FTA	PCT	O-D-T	AVG	PF-FO	AST	TO	BLK	STL	PTS	AVG
2019-20	10-0	27/2.7	3-7	.429	3-7	.429	3-4	.750	1-0-1	0.1	2-0	1	3	0	1	12	1.2
2020-21	1-0	3/3.0	0-1	.000	0-1	.000	0-0	---	0-0-0	0.0	1-0	0	0	0	1	0	0.0
2021-22	10-0	16/1.6	2-7	.286	2-7	.286	0-0	---	1-1-2	0.2	3-0	0	0	0	0	6	0.6
2022-23	13-0	23/1.7	5-8	.625	4-7	.571	0-0	---	0-0-0	0.0	1-0	0	0	1	1	14	1.1
2023-24	7-0	25/3.6	6-10	.600	5-9	.556	0-0	---	2-1-3	0.4	1-0	0	1	0	0	17	2.4
TOTAL	41-0	90/2.2	16-33	.485	14-31	.452	3-4	.750	4-2-6	0.1	8-0	1	4	1	3	49	1.2



# DILLON WILHITE

RS-Sophomore • F • 6-9 • 240 • San Diego, Calif. • Cathedral Catholic HS • Twitter: @dillonwhilite • IG: @dillon.wilHITE

- Had played in 10 games while at Kansas, including five this season.
- Made his collegiate debut against North Dakota State (11/10/22).
- Was a redshirt on Kansas' 2022 NCAA National Championship team
- Played in five games in 2022-23
- Played two sports – basketball and volleyball – in high school
- Comes from an athletic family as his sisters play volleyball at Georgetown, his father, who grew up in Lawrence, played golf at TCU and he has three cousins who played college football and an aunt who played college golf.

# 22

## MISCELLANEOUS

	FR	SO	CAREER
5+ Minutes	-	1	1
3+ Points	-	1	1
5+ Rebounds	-	-	-
2+ Assists	-	-	-
1+ Steals	-	-	-
1+ Blocks	-	-	-
Led Team in Pts.	-	-	-
Led Team in Rebs.	-	-	-
Led Team in Assists	-	-	-
Led Team in Blocks	-	-	-
Led Team in Steals	-	-	-

## WILHITE CAREER HIGHS

Points	3	vs. Manhattan College (11.10.23)
Field Goals	1	vs. Manhattan College (11.10.23)
Field Goal Att.	2	vs. Manhattan College (11.10.23)
3PT Field Goals	-	-
3PT Field Goal Att.	-	-
Free Throws	1	vs. Manhattan College (11.10.23)
Free Throw Att.	2	vs. Manhattan College (11.10.23)
Rebounds	1	3x, last vs. Manhattan College (11.10.23)
Assists	-	-
Blocks	-	-
Steals	-	-
Minutes	5	vs. Manhattan College (11.10.23)

## 2023-24 GAME-BY-GAME

OPPONENT (Date)	MP	FG-A	PCT	3PT-A	PCT	FT-A	PCT	O-D-T	PF	A	TO	BLK	ST	TP
NORTH CAROLINA CENTRAL (11.6)	04:54	0-1	.000	0-0	---	0-2	.000	0-1-1	2	0	1	0	0	0
MANHATTAN COLLEGE (11.10)	02:31	1-2	.500	0-0	---	1-2	.500	1-0-1	1	0	1	0	0	3
vs. Kentucky (11.14)	-	-	-	-	-	-	-	-	-	-	-	-	-	-
vs. Chaminade (11.20)	-	-	-	-	-	-	-	-	-	-	-	-	-	-
vs. Marquette (11.21)	-	-	-	-	-	-	-	-	-	-	-	-	-	-
vs. Tennessee (11.22)	-	-	-	-	-	-	-	-	-	-	-	-	-	-
EASTERN ILLINOIS (11.28)	-	-	-	-	-	-	-	-	-	-	-	-	-	-
UCONN (12.1)	-	-	-	-	-	-	-	-	-	-	-	-	-	-
KANSAS CITY (12.5)	-	-	-	-	-	-	-	-	-	-	-	-	-	-
MISSOURI (12.9)	-	-	-	-	-	-	-	-	-	-	-	-	-	-
at Indiana (12.18)	-	-	-	-	-	-	-	-	-	-	-	-	-	-
YALE (12.22)	-	-	-	-	-	-	-	-	-	-	-	-	-	-
vs. Wichita State (12.30)	01:18	0-0	---	0-0	---	0-0	---	0-0-0	0	0	1	0	0	0
TCU (1.6)	-	-	-	-	-	-	-	-	-	-	-	-	-	-
at UCF (1.10)	-	-	-	-	-	-	-	-	-	-	-	-	-	-
OKLAHOMA (1.13)	-	-	-	-	-	-	-	-	-	-	-	-	-	-
at Oklahoma State (1.16)	-	-	-	-	-	-	-	-	-	-	-	-	-	-
at West Virginia (1.20)	-	-	-	-	-	-	-	-	-	-	-	-	-	-
CINCINNATI (1.22)	-	-	-	-	-	-	-	-	-	-	-	-	-	-
at Iowa State (1.27)	-	-	-	-	-	-	-	-	-	-	-	-	-	-
OKLAHOMA STATE (1.30)	02:12	0-0	---	0-0	---	0-0	---	0-0-0	0	0	0	0	0	0
HOUSTON (2.3)	-	-	-	-	-	-	-	-	-	-	-	-	-	-
at Kansas State (2.5)	-	-	-	-	-	-	-	-	-	-	-	-	-	-
BAYLOR (2.10)	-	-	-	-	-	-	-	-	-	-	-	-	-	-
at Texas Tech (2.12)	01:16	0-0	---	0-0	---	0-0	---	0-0-0	0	0	0	0	0	0
at Oklahoma (2.17)	-	-	-	-	-	-	-	-	-	-	-	-	-	-
TEXAS (2.24)	-	-	-	-	-	-	-	-	-	-	-	-	-	-
BYU (2.27)	-	-	-	-	-	-	-	-	-	-	-	-	-	-
at Baylor (3.2)	-	-	-	-	-	-	-	-	-	-	-	-	-	-
KANSAS STATE (3.5)	-	-	-	-	-	-	-	-	-	-	-	-	-	-
at Houston (3.9)	-	-	-	-	-	-	-	-	-	-	-	-	-	-

^ Starter

## CAREER STATS

SEASON	GP-GS	MIN/AVG	FG-FGA	PCT	3FG-3FGA	PCT	FT-FTA	PCT	O-D-T	AVG	PF-FO	AST	TO	BLK	STL	PTS	AVG
2022-23	5-0	6/1.2	0-0	---	0-0	---	0-0	---	0-1-1	0.1	3-0	0	1	0	0	0	0.0
2023-24	5-0	12/2.4	1-3	.333	0-0	---	1-4	.250	1-1-2	0.4	1-0	0	3	0	0	3	0.6
<b>TOTAL</b>	<b>10-0</b>	<b>18/1.8</b>	<b>1-3</b>	<b>.333</b>	<b>0-0</b>	<b>---</b>	<b>1-4</b>	<b>.250</b>	<b>1-2-3</b>	<b>0.3</b>	<b>4-0</b>	<b>0</b>	<b>4</b>	<b>0</b>	<b>0</b>	<b>3</b>	<b>0.3</b>



# PARKER BRAUN

(BROWN)

GR-Senior • F • 6-10 • 235 • Burlington, Kan. • Blue Valley Northwest HS • IG: @parkerlouisbraun

- Graduate transfer from Santa Clara who will be playing his sixth season of college basketball in 2023-24
- Began his career at Missouri, where he was a redshirt in 2018-19, and played two seasons before transferring to Santa Clara the past two seasons
- Came to Kansas with 109 games played and 65 starts, 570 points, 420 rebounds, 102 blocked shots and 39 steals for his career
- Comes from a basketball family, most notably his father (Donny) and brother (Christian) both played at Kansas
- Brother Christian was a member of Kansas' 2022 NCAA National Championship team and is a current member of the 2023 NBA Champion Denver Nuggets.
- Attended Blue Valley Northwest High School in Overland Park, Kansas. Helped the Huskies capture the 2018 6A state championship.
- Played AAU basketball for MoKan Elite with his brother Christian and current teammate Dajuan Harris Jr.
- Graduated from Santa Clara with a communications degree in May 2023

## CAREER HONORS

SEC Academic Honor Roll [2020]

## MISCELLANEOUS

	FR	SO	JR	SR	GR-SR	CAREER
10+ Points	-	-	6	11	2	19
20+ Points	-	-	-	-	-	-
5+ Rebounds	1	1	13	20	3	38
10+ Rebounds	-	-	3	2	-	5
2+ 3PT Field Goals	-	-	3	3	-	6
2+ Steals	-	-	5	1	1	7
2+ Blocks	2	4	11	9	5	31
Led Team in Pts.	-	-	-	-	-	-
Led Team in Rebs.	-	-	-	-	-	-
Led Team in Assists	-	-	-	-	-	-
Led Team in Blocks	-	-	-	-	7	7
Led Team in Steals	-	-	-	-	1	1

## BRAUN CAREER HIGHS

Points	19	vs. Nevada (11.16.21)
Field Goals	9	vs. Nevada (11.16.21)
Field Goal Att.	12	vs. Wyoming (11.30.22) vs. Mount St. Mary's (12.7.21)
3PT Field Goals	2	6x, last vs. Portland St. (12.13.22)
3PT Field Goal Att.	4	4x, last vs. San Francisco (3.4.23)
Free Throws	5	vs. Iona (11.26.22)
Free Throw Att.	6	vs. UC Irvine (12.15.22) vs. Iona (11.26.22)
Rebounds	12	at Pacific (11.4.23) vs. Louisiana Tech (12.4.21)
Assists	5	4x, last vs. Iona (11.26.22)
Blocks	5	vs. Montana (12.19.21)
Steals	3	vs. BYU (1.27.22) vs. Gonzaga (1.15.22)
Minutes	40	vs. San Francisco (3.4.23)

## 2023-24 GAME-BY-GAME

OPPONENT (Date)	MP	FG-A	PCT	3PT-A	PCT	FT-A	PCT	O-D-T	PF	A	TO	BLK	ST	TP
NORTH CAROLINA CENTRAL (11.6)	20:37	5-6	.833	0-1	.000	0-0	---	0-5-5	1	3	1	1	0	10
MANHATTAN COLLEGE (11.10)	17:04	4-4	1.000	1-1	1.000	1-2	.500	1-4-5	2	2	2	3	0	10
vs. Kentucky (11.14)	08:17	1-3	.333	0-0	---	0-0	---	0-2-2	0	0	1	1	0	2
vs. Chaminade (11.20)	09:46	0-1	.000	0-1	.000	0-0	---	1-3-4	2	0	1	0	1	0
vs. Marquette (11.21)	07:24	1-1	1.000	0-0	---	0-0	---	0-1-1	1	0	0	0	0	2
vs. Tennessee (11.22)	09:14	1-1	1.000	0-0	---	0-0	---	0-2-2	0	1	0	1	2	2
EASTERN ILLINOIS (11.28)	05:10	0-0	---	0-0	---	0-0	---	0-0-0	0	0	0	2	0	0
UCONN (12.1)	02:28	0-0	---	0-0	---	0-0	---	0-0-0	0	0	0	0	0	0
KANSAS CITY (12.5)	09:44	2-3	.667	0-0	---	1-2	.500	1-2-3	1	0	0	0	0	5
MISSOURI (12.9)	04:59	2-2	1.000	0-0	---	0-0	---	0-0-0	1	0	0	2	0	4
at Indiana (12.18)	02:01	1-1	1.000	0-0	---	0-0	---	0-0-0	1	0	0	0	0	2
YALE (12.22)	04:31	1-1	1.000	0-0	---	0-0	---	0-1-1	0	0	0	0	0	2
vs. Wichita State (12.30)	09:35	2-3	.667	0-1	.000	0-0	---	0-0-0	4	0	0	1	0	4
TCU (1.6)	05:05	0-0	---	0-0	---	0-0	---	0-0-0	0	1	1	1	0	0
at UCF (1.10)	08:43	1-2	.500	1-1	1.000	0-0	---	0-3-3	1	0	0	1	1	3
OKLAHOMA (1.13)	07:11	1-1	1.000	0-0	---	0-0	---	0-1-1	1	0	0	0	0	2
at Oklahoma State (1.16)	09:48	0-1	.000	0-0	---	2-2	1.000	0-3-3	4	0	0	2	0	2
at West Virginia (1.20)	04:02	0-0	---	0-0	---	0-0	---	0-0-0	1	0	0	0	0	0
CINCINNATI (1.22)	09:52	0-1	.000	0-0	---	0-0	---	0-1-1	1	1	0	0	1	0
at Iowa State (1.27)	04:56	1-1	1.000	0-0	---	0-0	---	1-0-1	1	0	0	0	0	2
OKLAHOMA STATE (1.30)	10:16	0-1	.000	0-1	.000	0-0	---	1-5-6	1	1	3	0	1	0
HOUSTON (2.3)	08:14	1-2	.500	1-1	1.000	2-2	1.000	1-2-3	0	1	0	0	0	5
at Kansas State (2.5)	10:17	0-0	---	0-0	---	0-0	---	0-4-4	1	0	2	0	0	0
BAYLOR (2.10)	07:58	1-2	.500	0-1	.000	0-0	---	0-1-1	2	0	0	0	0	2
at Texas Tech (2.12)	05:32	0-0	---	0-0	---	0-0	---	0-0-0	1	0	0	1	0	0
at Oklahoma (2.17)	03:34	0-1	.000	0-0	---	0-0	---	0-1-1	0	0	0	0	0	0
TEXAS (2.24)	06:44	1-2	.500	0-0	---	0-1	.000	0-0-0	0	0	1	2	0	2
BYU (2.27)	10:53	2-2	1.000	0-0	---	0-0	---	0-2-2	2	0	0	0	0	4
at Baylor (3.2)	03:22	1-1	1.000	0-0	---	0-0	---	0-1-1	2	0	0	1	0	2
KANSAS STATE (3.5)														
at Houston (3.9)														

^ Starter

## CAREER STATS

SEASON	GP-GS	MIN/AVG	FG-FGA	PCT	3FG-3FGA	PCT	FT-FTA	PCT	O-D-T	AVG	PF-FO	AST	TO	BLK	STL	PTS	AVG
2019-20*	24-0	142/5.9	15-20	.750	0-1	.000	3-8	.375	7-17-24	1.0	20-0	6	8	13	4	33	1.4
2020-21*	20-0	185/9.3	20-33	.606	4-10	.400	11-18	.611	10-20-30	1.5	11-0	7	4	14	1	55	2.8
2021-22*	33-32	964/29.2	101-180	.561	13-38	.351	14-29	.483	47-128-175	5.3	56-0	54	50	42	19	229	6.9
2022-23*	33-33	967/29.3	109-197	.553	14-57	.246	21-45	.467	56-135-191	5.8	73-2	66	77	33	15	253	7.7
2023-24	29-0	225/7.8	29-43	.674	3-8	.375	6-9	.667	6-44-50	1.7	31-0	9	12	19	6	67	2.3
TOTAL	139-65	2480/17.8	274-473	.579	34-114	.298	55-109	.505	126-344-470	3.4	196-2	142	151	121	45	637	4.6

\*AT MISSOURI; ^AT SANTA CLARA

KJ ADAMS JR.

Junior • F • 6-7 • 235 • Austin, Texas • Westlake HS • Twitter: @kj\_atx • IG: @kjadams

- 2022-23 Big 12 Most Improved Player and All-Big 12 Honorable Mention
- Started every game in 2022-23
- Had a solid freshman season where he played in 37 games with one start in Kansas' 2022 NCAA National Championship season.
- Was named to the 2022 Big 12 All-Freshman Team by the conference coaches
- A solid defender used in lock down situations, including the final 4.3 second of the NCAA title game against North Carolina
- Had a solid prep career at Westlake High School going 63-4 in his final two seasons
- Parents (football and basketball) and sister (volleyball) all played NCAA Division I sports
- Played club lacrosse growing up

24

CAREER HONORS

Academic All-Big 12 First Team [2023]  
Big 12 Most Improved Player [2023]  
All Big 12 Honorable Mention [2023]  
Big 12 Player of the Week (1.16.2023)  
Big 12 All-Freshman Team [2022]

MISCELLANEOUS

	FR.	SO.	JR.	CAREER
Double-Doubles	-	-	2	2
10+ Points	-	20	22	42
20+ Points	-	1	-	1
5+ Rebounds	-	15	11	26
10+ Rebounds	-	-	3	3
2+ Assists	1	21	27	49
2+ 3PT Field Goals	-	-	-	-
2+ Steals	-	7	10	17
2+ Blocks	2	6	4	12
Led Team in Pts.	-	1	2	3
Led Team in Rebs.	-	3	2	5
Led Team in Assists	-	2	3	5
Led Team in Blocks	-	14	5	19
Led Team in Steals	1	3	6	10

ADAMS CAREER HIGHS

Points	22	vs. Oklahoma (1.10.23)
Field Goals	9	at Missouri (12.10.23)
Field Goal Att.	14	vs. Oklahoma (1.13.24)
3PT Field Goals	-	
3PT Field Goal Att.	1	7x, last at Texas Tech (2.12.24)
Free Throws	7	2x, last at Iowa State (1.27.24)
Free Throw Att.	10	3x, last at Iowa State (1.27.24)
Rebounds	11	vs. Wichita State (12.30.23)
Assists	7	vs. Houston (2.3.24)
Blocks	3	vs. Southern Utah (11.18.22)
Steals	4	3x, last at Kansas State (2.5.24)
Minutes	43	at Kansas State (2.5.24)

2023-24 GAME-BY-GAME

OPPONENT (Date)	MP	FG-A	PCT	3PT-A	PCT	FT-A	PCT	O-D-T	PF	A	TO	BLK	ST	TP
*NORTH CAROLINA CENTRAL (11.6)	22:49	6-8	.750	0-0	---	0-0	---	0-5-5	1	2	1	0	1	12
*MANHATTAN COLLEGE (11.10)	20:47	7-8	.875	0-0	---	0-0	---	3-2-5	1	1	2	2	1	14
*vs. Kentucky (11.14)	27:26	8-11	.727	0-1	.000	0-3	.000	1-3-4	5	3	0	1	2	16
vs. Chaminade (11.20)	26:08	4-5	.800	0-0	---	0-2	.000	0-1-1	2	4	1	0	1	8
*vs. Marquette (11.21)	32:38	1-4	.250	0-0	---	1-2	.500	1-1-2	2	3	2	0	0	3
*vs. Tennessee (11.22)	33:08	6-9	.667	0-0	---	1-6	.167	1-3-4	3	2	2	0	1	13
*EASTERN ILLINOIS (11.28)	31:50	4-4	1.000	0-0	---	2-3	.667	0-3-3	2	3	2	2	2	10
*UCONN (12.1)	38:30	6-10	.600	0-0	---	6-9	.667	0-5-5	1	2	0	2	1	18
*KANSAS CITY (12.5)	32:55	6-9	.667	0-0	---	6-10	.600	2-5-7	4	6	0	0	4	18
*MISSOURI (12.9)	37:12	7-13	.538	0-0	---	3-4	.750	1-1-2	1	5	5	1	0	17
*at Indiana (12.18)	35:51	6-12	.500	0-0	---	2-3	.667	4-0-4	3	3	3	1	1	14
*YALE (12.22)	35:59	2-8	.250	0-0	---	2-2	1.000	2-0-2	2	4	2	1	2	6
*vs. Wichita State (12.30)	31:37	4-8	.500	0-0	---	1-2	.500	3-8-11	1	5	1	0	0	9
*TCU (1.6)	37:28	7-8	.875	0-0	---	4-5	.800	6-4-10	3	1	2	0	2	18
*at UCF (1.10)	38:02	5-7	.714	0-1	.000	0-1	.000	2-5-7	2	3	4	1	0	10
*OKLAHOMA (1.13)	40:00	5-14	.357	0-0	---	5-5	1.000	3-7-10	2	3	0	1	1	15
*at Oklahoma State (1.16)	34:18	8-10	.800	0-0	---	0-0	---	1-3-4	3	5	2	1	0	16
*at West Virginia (1.20)	38:27	4-6	.667	0-0	---	3-5	.600	1-3-4	2	3	2	0	0	11
*CINCINNATI (1.22)	34:40	5-8	.625	0-0	---	1-2	.500	1-2-3	3	2	3	0	1	11
*at Iowa State (1.27)	26:59	3-6	.500	0-0	---	7-10	.700	2-3-5	5	3	2	0	0	13
*OKLAHOMA STATE (1.30)	30:58	7-7	1.000	0-0	---	2-2	1.000	0-2-2	2	6	2	1	2	16
*HOUSTON (2.3)	36:26	4-5	.800	0-0	---	2-4	.500	0-4-4	2	7	4	1	1	10
*at Kansas State (2.5)	43:22	6-12	.500	0-0	---	1-1	1.000	0-2-2	5	4	1	0	4	13
*BAYLOR (2.10)	36:19	6-7	.857	0-0	---	1-2	.500	1-3-4	2	2	1	0	3	13
*at Texas Tech (2.12)	36:21	1-10	.100	0-1	.000	3-4	.750	1-2-3	1	3	0	0	0	5
*at Oklahoma (2.17)	32:42	3-6	.500	0-0	.000	3-6	.500	2-2-4	2	2	2	0	2	9
*TEXAS (2.24)	32:22	8-12	.667	0-0	.000	0-1	.000	3-5-8	0	2	4	0	0	16
*BYU (2.27)	33:47	5-13	.385	0-0	---	1-2	.500	2-3-5	4	2	1	2	2	11
*at Baylor (3.2)	35:24	3-3	1.000	0-0	---	0-0	---	0-1-1	4	4	0	0	0	6
KANSAS STATE (3.5)														
at Houston (3.9)														

\* Starter

CAREER STATS

SEASON	GP-GS	MIN/AVG	FG-FGA	PCT	3FG-3FGA	PCT	FT-FTA	PCT	O-D-T	AVG	PF-FO	AST	TO	BLK	STL	PTS	AVG
2021-22	37-1	176/4.9	13-25	.520	0-1	.000	12-20	.600	20-10-30	0.8	20-0	10	7	8	2	38	1.1
2022-23	36-36	985/27.3	156-251	.620	0-3	.000	68-112	.610	74-82-156	4.3	106-3	70	55	29	27	380	10.6
2023-24	29-28	972/33.5	147-243	.605	0-3	.000	57-96	.594	43-88-131	4.5	70-3	95	51	17	34	351	12.1
TOTAL	102-65	2128/20.9	316-519	.609	0-7	.000	137-228	.601	137-180-317	3.1	196-6	175	113	54	63	769	7.5



CAREER HONORS

- NABC All-District 10 First Team [2023]
- Colonial Athletic Association All-Tournament Team [2023]
- All-Colonial Athletic Association First Team [2023]
- All-Colonial Athletic Association First Team [2022]
- CAA Commissioner's Academic Honor Roll [2022]
- Las Vegas Invitational All-Tournament Team [2021]
- Colonial Athletic Association Sixth Man of the Year [2020]

MISCELLANEOUS

	FR	RS-FR	SO	JR	SR	GR-SR	CAREER
10+ Points	3	6	12	21	15	5	62
20+ Points	-	-	1	6	12	-	19
5+ Rebounds	1	11	7	11	14	3	47
3+ Assists	2	1	1	9	13	-	26
3+ 3PT Field Goals	1	1	5	10	16	2	35
2+ Steals	3	5	4	9	7	3	31
2+ Blocks	-	1	-	-	1	-	2
Led Team in Pts.	-	-	-	-	-	1	1
Led Team in Rebs.	-	-	-	-	-	-	-
Led Team in Assists	-	-	-	-	-	-	-
Led Team in Blocks	-	-	-	-	-	1	1
Led Team in Steals	-	-	-	-	-	1	1

TIMBERLAKE CAREER HIGHS

Points	34	at Col. of Charleston (2.23.23)
Field Goals	12	at Hofstra (2.2.23)
Field Goal Att.	21	at Hofstra (2.2.23)
3PT Field Goals	7	3x, last vs. Delaware (2.16.23)
3PT Field Goal Att.	12	vs. Col. of Charleston (3.6.23)
Free Throws	10	at UNCW (2.25.23)
Free Throw Att.	10	at UNCW (2.25.23)
Rebounds	11	vs. LIU (12.2.21)
Assists	7	vs. William & Mary (2.10.22)
Blocks	2	at Pennsylvania (11.13.22) vs. Northeastern (3.8.20)
Steals	4	Albany (11.7.22)
Minutes	43	at Drexel (2.11.23)

NICOLAS TIMBERLAKE

GR-Senior • G • 6-4 • 195 • Braintree, Mass. • Kimball Union Academy • Twitter: @NickJTimberlake • IG: @timberlake25

- A transfer from Towson who entered the transfer portal following the 2022-23 season
- A two-time All-Colonial Athletics Association (CAA) First Team selection in 2022 and 2023
- Is Towson's all-time leader in three-point field goals made with 233 and three pointers attempted with 614
- Came to Kansas with career totals of 1,522 points (12.5 ppg), 470 rebounds (3.9 rpg), 193 assists (1.6) and 100 steals (2.5).
- Prior to Towson, Timberlake played the 2017-18 season at Kimball Union Academy prep school in New Hampshire
- Graduated from Braintree High School in 2017.
- Father, Jeff, played basketball at Boston University (1985-86 to 1988-89) and was inducted into the BU Athletics Hall of Fame in 1999
- Graduated from Towson with a bachelor's degree in sport management with a minor in business in May 2023

2023-24 GAME-BY-GAME

OPPONENT (Date)	MP	FG-A	PCT	3PT-A	PCT	FT-A	PCT	O-D-T	PF	A	TO	BLK	ST	TP
NORTH CAROLINA CENTRAL (11.6)	20:22	4-5	.800	3-4	.750	2-2	1.000	0-0-0	0	1	1	0	0	13
MANHATTAN COLLEGE (11.10)	18:46	1-4	.250	0-3	.000	0-0	---	0-5-5	3	0	3	0	0	2
vs. Kentucky (11.14)	13:37	0-4	.000	0-2	.000	0-0	---	0-2-2	2	0	0	0	0	0
vs. Chaminade (11.20)	11:00	1-5	.200	0-3	.000	0-0	---	0-0-0	0	1	0	0	0	2
vs. Marquette (11.21)	11:49	1-5	.200	1-3	.333	2-4	.500	0-2-2	0	0	0	0	1	5
vs. Tennessee (11.22)	03:05	1-1	1.000	0-0	---	0-0	---	0-0-0	0	0	1	0	0	2
EASTERN ILLINOIS (11.28)	11:26	2-4	.500	1-2	.500	0-0	---	0-3-3	2	2	0	1	0	5
UConn (12.1)	02:02	0-0	---	0-0	---	0-0	---	0-0-0	0	1	0	0	0	0
KANSAS CITY (12.5)	16:43	1-5	.200	1-5	.200	0-0	---	0-2-2	2	0	0	0	1	3
MISSOURI (12.9)	05:43	1-3	.333	1-2	.500	0-0	---	1-0-1	1	0	1	0	0	3
at Indiana (12.18)	06:18	0-2	.000	0-2	.000	0-1	.000	0-1-1	1	1	0	0	0	0
YALE (12.22)	29:39	5-10	.500	3-7	.429	0-0	---	1-2-3	2	1	0	0	2	13
vs. Wichita State (12.30)	06:51	0-5	.000	0-4	.000	0-0	---	0-1-1	3	0	0	0	1	0
TCU (1.6)	11:04	2-3	.667	1-2	.500	0-0	---	0-1-1	0	1	1	0	1	5
at UCF (1.10)	09:56	2-3	.667	0-1	.000	1-2	.500	0-0-0	2	0	1	0	0	5
OKLAHOMA (1.13)	03:28	0-0	---	0-0	---	0-0	---	0-0-0	0	0	0	0	0	0
at Oklahoma State (1.16)	08:42	1-2	.500	0-0	---	0-0	---	0-2-2	1	0	0	0	2	2
at West Virginia (1.20)	13:47	4-7	.571	2-5	.400	2-2	1.000	0-1-1	1	1	0	0	1	12
CINCINNATI (1.22)	01:57	0-1	.000	0-1	.000	0-0	---	0-0-0	1	0	0	0	0	0
at Iowa State (1.27)	07:30	0-3	.000	0-1	.000	0-0	---	0-1-1	0	0	0	0	0	0
OKLAHOMA STATE (1.30)	24:25	2-8	.250	1-5	.200	2-2	1.000	0-6-6	1	2	1	0	2	7
HOUSTON (2.3)	02:54	0-1	.000	0-1	.000	0-0	---	0-1-1	0	0	1	0	0	0
at Kansas State (2.5)	06:02	0-0	---	0-0	---	0-0	---	0-2-2	0	0	0	0	0	0
*BAYLOR (2.10)	30:44	3-8	.375	2-7	.286	0-1	.000	0-2-2	2	0	2	1	1	8
*at Texas Tech (2.12)	29:25	5-7	.714	2-4	.500	1-1	1.000	0-3-3	3	0	3	0	0	13
at Oklahoma (2.17)	10:07	0-1	.000	0-1	.000	0-0	---	0-0-0	3	1	0	0	0	0
*TEXAS (2.24)	33:17	3-6	.500	1-3	.333	6-8	.750	0-3-3	1	2	1	0	1	13
*BYU (2.27)	32:34	1-9	.111	1-6	.167	6-6	1.000	0-5-5	1	1	1	0	1	9
at Baylor (3.2)	07:19	0-1	.000	0-1	.000	0-0	---	0-1-1	0	0	0	0	0	0
KANSAS STATE (3.5)														
at Houston (3.9)														

^ Starter

CAREER STATS

SEASON	GP-GS	MIN/AVG	FG-FGA	PCT	3FG-3FGA	PCT	FT-FTA	PCT	O-D-T	AVG	PF-FO	AST	TO	BLK	STL	PTS	AVG
2018-19*	9-5	181/20.1	23-58	.397	5-21	.238	7-13	.538	8-17-25	2.8	17-1	12	9	0	8	58	6.4
2019-20*	28-0	555/19.8	60-163	.368	27-82	.329	25-38	.658	23-74-97	3.5	45-0	24	24	5	19	172	6.1
2020-21*	18-18	536/29.8	71-199	.357	31-98	.316	44-54	.815	15-55-70	3.9	32-0	14	30	4	12	217	12.1
2021-22*	34-34	1128/33.2	166-379	.438	78-192	.406	81-101	.802	17-131-148	4.4	60-0	64	60	7	28	491	14.4
2022-23*	33-33	1177/35.7	197-433	.455	92-221	.416	98-116	.845	17-113-130	3.9	68-0	79	78	12	33	584	17.7
2023-24	29-4	389/13.4	40-113	.354	20-75	.267	22-29	.759	2-46-48	1.7	32-0	15	17	2	14	122	4.2
TOTAL	151-94	3962/26.2	557-1345	.414	253-689	.367	277-351	.789	82-436-518	3.4	254-1	208	218	30	114	1644	10.9

\*AT TOWSON





## JUSTIN CROSS

Junior • F • 6-8 • 200 • Oak Park, Ill. • Oak Park River Forest HS • Twitter: @JCross\_4 • IG: @justin.cross4

- An invited walk-on who played junior college basketball at John A. Logan College in Carterville, Illinois
- Started three of 35 games played and averaged 2.8 points, 4.4 rebounds and 1.4 blocked shots per game his sophomore season
- John A. Logan College won the 2023 NJCAA D1 National Championship, boasting a 33-2 record
- Averaged 12 minutes, 3.3 points and 3.0 rebounds in the Vols four victories in the NJCAA Tournament
- Had a career-high 10 points versus Lake Land College (2/25), going 4-for-5 from the field
- Played high school at Oak Park River Forest HS in Oak Park, Illinois
- Father, Gene, played college basketball at Illinois (1990-94) and coached at UIC, DePaul, Virginia and Notre Dame as an assistant and was head coach at Toledo from 2008-10



## CHRIS CARTER

RS-Freshman • G • 6-4 • 190 • Indio, Calif. • Shadow Hills HS • IG: @chr2

- Made is Kansas debut playing the final 1:02 at Texas Tech (2/12/24)
- An invited walk-on who was a redshirt at Cal State Northridge in 2022-23 and entered the transfer portal in May 2023
- Will provide depth at both guard positions
- Played AAU basketball for Elev8Elite
- Played three seasons at Shadow Hills High School in Indio, Calif.
- Earned several awards including Desert Empire League MVP in 2022 and first-team all-league twice
- Helped his team win the CIF-SS Division 3 title in 2020 while his team won the league championship in 2020 and 2022
- Also was a high jumper on the track & field team as a junior and senior
- Won the Desert League High Jump championship in 2021 before finishing as runner-up in 2022



## ZACH CLEMENCE

Junior • F • 6-11 • 230 • San Antonio, Texas • Sunrise Christian Academy (Kan.) • Twitter: @BIGZTEXAS • IG: @zachary\_clemence

- Plans to redshirt the 2023-24 season
- Had a solid freshman season where he appeared in 24 games in Kansas' 2022 NCAA National Championship season.
- A great shooter and being 6-foot-10, can play multiple positions and be a tough matchup
- Played his junior and senior seasons at Sunrise Academy in Bel Aire, Kansas, which is near Wichita
- Was ranked No. 34 by ESPN100, No. 35 by Rivals.com and No. 40 by 247Sports.com following his senior high school season.
- Grew up on a ranch before moving away to play prep basketball
- Attended Bill Self Basketball Camp and one of his counselors was 2021-22 super-senior Mitch Lightfoot



## CHARLIE MCCARTHY

RS-Sophomore • G • 6-2 • 195 • Rancho Mirage, Calif. • Shadow Hills HS • IG: @chmac13

- A member of Kansas' 2022 NCAA National Championship team.
- Comes from a KU family as both parents are two of 23 family members who have graduated from KU with many still residing in the Lawrence, Kansas City and Salina, Kansas, areas.
- Averaged 12.0 points, 8.0 rebounds, 5.0 assists and 1.5 steals per game in 2020-21 at Shawdow Hills HS in Indio, Calif.
- Averaged 11.5 points per game his junior year at Palm Desert HS in Palm Desert, Calif., where his team advanced to state.
- Earned all-league honors his junior and senior seasons.
- His father, Kent, played baseball at KU.
- Has an older sister, Annie, who attends KU, and a younger sister, Molly, who is a freshman on the KU volleyball team.
- Great grandfather was Howard Engleman, who played basketball at KU for coach Phog Allen and had his KU jersey retired in 2003.
- As a youth, attended numerous Kansas Bill Self Basketball Camps.

2023-24 OVERALL STATS

Game Records

Record	Overall	Home	Away	Neutral
ALL GAMES	21-8	14-1	3-6	4-1
CONFERENCE	9-7	7-1	2-6	0-0
NON-CONFERENCE	12-1	7-0	1-0	4-1

Score by Periods

Team	1st	2nd	OT	TOT
Kansas	1114	1100	6	2220
Opponents	927	1044	11	1982

Team Box Score

No.	Player				Total		3-Point		F-Throw		Rebounds											
		GP-GS	MIN	AVG	FG-FGA	FG%	3FG-3FGA	3FG%	FT-FTA	FT%	OFF	DEF	TOT	AVG	PF	DQ	A	TO	BLK	STL	PTS	AVG
15	MCCULLAR JR., Kevin	24-24	845:56	35.2	154-332	.464	37-110	.336	113-142	.796	20	133	153	6.4	46	0	104	64	9	36	458	19.1
1	DICKINSON, Hunter	29-29	940:46	32.4	225-401	.561	20-58	.345	61-95	.642	73	237	310	10.7	65	1	63	54	37	28	531	18.3
24	ADAMS, JR., KJ	29-28	974:24	33.6	147-243	.605	0-3	.000	57-96	.594	43	88	131	4.5	70	3	95	51	17	34	351	12.1
10	FURPHY, Johnny	28-15	638:21	22.8	83-165	.503	38-102	.373	50-66	.758	33	97	130	4.6	64	0	23	16	7	24	254	9.1
3	HARRIS JR., Dajuan	29-29	1039:38	35.8	94-214	.439	25-64	.391	34-44	.773	7	48	55	1.9	42	0	190	64	11	45	247	8.5
25	TIMBERLAKE, Nicolas	29-4	390:33	13.5	40-113	.354	20-75	.267	22-29	.759	2	46	48	1.7	32	0	15	17	2	14	122	4.2
13	JACKSON, Elmarko	29-16	539:39	18.6	41-101	.406	12-37	.324	27-33	.818	8	27	35	1.2	60	1	52	39	4	22	121	4.2
20	JANKOVICH, Michael	7-0	26:32	3.8	6-10	.600	5-9	.556	0-0	.000	2	1	3	0.4	1	0	0	1	0	0	17	2.4
23	BRAUN, Parker	29-0	227:17	7.8	29-43	.674	3-8	.375	6-9	.667	6	44	50	1.7	31	0	9	12	19	6	67	2.3
11	MCDOWELL, Jamari	26-0	169:18	6.5	12-38	.316	8-24	.333	13-15	.867	14	16	30	1.2	10	0	12	6	2	5	45	1.7
12	EVERS, Wilder	4-0	12:53	3.2	2-4	.500	0-1	.000	0-0	.000	0	2	2	0.5	1	0	1	0	0	0	4	1.0
22	WILHITE, Dillon	5-0	12:11	2.4	1-3	.333	0-0	.000	1-4	.250	1	1	2	0.4	3	0	0	3	0	0	3	0.6
5	CARTER, Chris	1-0	01:02	1.0	0-0	.000	0-0	.000	0-0	.000	0	0	0	0.0	0	0	0	0	0	0	0	0.0
14	CASSIDY, Patrick	3-0	06:29	2.2	0-3	.000	0-2	.000	0-0	.000	0	0	0	0.0	1	0	0	0	0	0	0	0.0
Team											25	68	93					8				
Total		29	5825		834-1670	.499	168-493	.341	384-533	.720	234	808	1042	35.9	426	5	564	335	108	214	2220	76.6
Opponents		29	5825		696-1731	.402	237-718	.330	353-500	.706	285	672	957	33.0	470	7	357	347	76	202	1982	68.3

Team Statistics

	KU	OPP
Scoring	2220	1982
Points per game	76.6	68.3
Scoring margin	+8.2	-
Field goals-att	834-1670	696-1731
Field goal pct	.499	.402
3 point fg-att	168-493	237-718
3-point FG pct	.341	.330
3-pt FG made per game	5.8	8.2
Free throws-att	384-533	353-500
Free throw pct	.720	.706
F-Throws made per game	13.2	12.2
Rebounds	1042	957
Rebounds per game	35.9	33.0
Rebounding margin	+2.9	-
Assists	564	357
Assists per game	19.4	12.3
Turnovers	335	347
Turnovers per game	11.6	12.0
Turnover margin	+0.4	-
Assist/turnover ratio	1.7	1.0
Steals	214	202
Steals per game	7.4	7.0
Blocks	108	76
Blocks per game	3.7	2.6
Winning streak	0	-
Home win streak	0	-
Attendance	244500	106652
Home games-Avg/Game	15-16300	9-11850
Neutral site-Avg/Game	-	5-10568

Team Results

Date	Opponent		Score	Att.
11/06/2023	N.C. Central	W	99-56	16300
11/10/2023	Manhattan	W	99-61	16300
11/14/2023	vs Kentucky	W	89-84	18780
11/20/2023	vs Chaminade	W	83-56	4936
11/21/2023	vs Marquette	L	59-73	5257
11/22/2023	vs Tennessee	W	69-60	5164
11/28/2023	Eastern Ill.	W	71-63	16300
12/01/2023	UConn	W	69-65	16300
12/05/2023	Kansas City	W	88-69	16300
12/09/2023	Missouri	W	73-64	16300
12/16/2023	at Indiana	W	75-71	17222
12/22/2023	Yale	W	75-60	16300
12/30/2023	vs Wichita St.	W	86-67	18702
01/06/2024	TCU	W	83-81	16300
01/10/2024	at UCF	L	60-65	9469
01/13/2024	Oklahoma	W	78-66	16300
01/16/2024	at Oklahoma St.	W	90-66	8570
01/20/2024	at West Virginia	L	85-91	12208
01/22/2024	Cincinnati	W	74-69	16300
01/27/2024	at Iowa St.	L	75-79	14267
01/30/2024	Oklahoma St.	W	83-54	16300
02/03/2024	Houston	W	78-65	16300
02/05/2024	at Kansas St.	Lot	70-75	11010
02/10/2024	Baylor	W	64-61	16300
02/12/2024	at Texas Tech	L	50-79	15098
02/17/2024	at Oklahoma	W	67-57	11308
02/24/2024	Texas	W	86-67	16300
02/27/2024	BYU	L	68-76	16300
03/02/2024	at Baylor	L	74-82	7500

2023-24 CONFERENCE STATS

Game Records

Record	Overall	Home	Away	Neutral
ALL GAMES	9-7	7-1	2-6	0-0
CONFERENCE	9-7	7-1	2-6	0-0
NON-CONFERENCE	0-0	0-0	0-0	0-0

Score by Periods

Team	1st	2nd	OT	TOT
Kansas	600	579	6	1185
Opponents	527	595	11	1133

Team Box Score

No.	Player				Total		3-Point		F-Throw		Rebounds											
		GP-GS	MIN	AVG	FG-FGA	FG%	3FG-3FGA	3FG%	FT-FTA	FT%	OFF	DEF	TOT	AVG	PF	DQ	A	TO	BLK	STL	PTS	AVG
1	DICKINSON, Hunter	16-16	524:25	32.8	124-234	.530	7-33	.212	35-59	.593	38	109	147	9.2	46	1	38	31	20	11	290	18.1
15	MCCULLAR JR., Kevin	11-11	400:48	36.4	69-160	.431	17-57	.298	38-54	.704	10	53	63	5.7	23	0	44	32	0	15	193	17.5
24	ADAMS, JR., KJ	16-16	567:35	35.5	80-134	.597	0-2	.000	33-50	.660	25	51	76	4.8	42	2	52	30	7	18	193	12.1
10	FURPHY, Johnny	16-14	478:54	29.9	60-117	.513	25-66	.379	44-57	.772	25	75	100	6.3	43	0	20	10	5	18	189	11.8
3	HARRIS JR., Dajuan	16-16	583:43	36.5	62-138	.449	10-34	.294	24-29	.828	5	22	27	1.7	19	0	100	31	5	28	158	9.9
25	TIMBERLAKE, Nicolas	16-4	233:12	14.6	23-60	.383	10-38	.263	18-22	.818	0	28	28	1.8	16	0	8	11	1	9	74	4.6
13	JACKSON, Elmarko	16-3	235:54	14.7	16-34	.471	4-10	.400	4-8	.500	3	12	15	0.9	32	1	14	16	1	10	40	2.5
23	BRAUN, Parker	16-0	116:27	7.3	9-17	.529	2-4	.500	4-5	.800	3	24	27	1.7	18	0	4	7	8	3	24	1.5
20	JANKOVICH, Michael	4-0	09:34	2.4	2-4	.500	2-4	.500	0-0	.000	0	0	0	0.0	1	0	0	0	0	0	6	1.5
11	MCDOWELL, Jamari	14-0	65:47	4.7	5-11	.455	3-7	.429	3-3	1.000	5	4	9	0.6	4	0	4	4	1	2	16	1.1
12	EVERS, Wilder	2-0	03:54	1.9	1-2	.500	0-0	.000	0-0	.000	0	1	1	0.5	0	0	0	0	0	0	2	1.0
5	CARTER, Chris	1-0	01:02	1.0	0-0	.000	0-0	.000	0-0	.000	0	0	0	0.0	0	0	0	0	0	0	0	0.0
14	CASSIDY, Patrick	1-0	00:17	0.3	0-0	.000	0-0	.000	0-0	.000	0	0	0	0.0	0	0	0	0	0	0	0	0.0
22	WILHITE, Dillon	2-0	03:28	1.7	0-0	.000	0-0	.000	0-0	.000	0	0	0	0.0	0	0	0	0	0	0	0	0.0
Team											8	35	43					5				
Total		16	3225		451-911	.495	80-255	.314	203-287	.707	122	414	536	33.5	244	4	284	177	48	114	1185	74.1
Opponents		16	3225		384-916	.419	137-387	.354	228-316	.722	153	375	528	33.0	252	2	211	187	39	110	1133	70.8

Team Statistics

	KU	OPP
Scoring	1185	1133
Points per game	74.1	70.8
Scoring margin	+3.3	-
Field goals-att	451-911	384-916
Field goal pct	.495	.419
3 point fg-att	80-255	137-387
3-point FG pct	.314	.354
3-pt FG made per game	5.0	8.6
Free throws-att	203-287	228-316
Free throw pct	.707	.722
F-Throws made per game	12.7	14.3
Rebounds	536	528
Rebounds per game	33.5	33.0
Rebounding margin	+0.5	-
Assists	284	211
Assists per game	17.8	13.2
Turnovers	177	187
Turnovers per game	11.1	11.7
Turnover margin	+0.6	-
Assist/turnover ratio	1.6	1.1
Steals	114	110
Steals per game	7.1	6.9
Blocks	48	39
Blocks per game	3.0	2.4
Winning streak	0	-
Home win streak	0	-
Attendance	130400	89430
Home games-Avg/Game	8-16300	8-11179
Neutral site-Avg/Game	-	0-0

Team Results

Date	Opponent		Score	Att.
01/06/2024	TCU	W	83-81	16300
01/10/2024	at UCF	L	60-65	9469
01/13/2024	Oklahoma	W	78-66	16300
01/16/2024	at Oklahoma St.	W	90-66	8570
01/20/2024	at West Virginia	L	85-91	12208
01/22/2024	Cincinnati	W	74-69	16300
01/27/2024	at Iowa St.	L	75-79	14267
01/30/2024	Oklahoma St.	W	83-54	16300
02/03/2024	Houston	W	78-65	16300
02/05/2024	at Kansas St.	Lot	70-75	11010
02/10/2024	Baylor	W	64-61	16300
02/12/2024	at Texas Tech	L	50-79	15098
02/17/2024	at Oklahoma	W	67-57	11308
02/24/2024	Texas	W	86-67	16300
02/27/2024	BYU	L	68-76	16300
03/02/2024	at Baylor	L	74-82	7500

KANSAS GAME-BY-GAME

				Total		3-Pointers		Free throws		Rebounds											
Opponent	Date	Score		FG-FGA	PCT	3FG-3FGA	PCT	FT-FTA	PCT	OFF	DEF	TOT	AVG	PF	A	TO	BLK	STL	PTS	AVG	
N.C. Central	11/06/2023	99-56	W	39-56	.696	13-23	.565	8-10	.800	4	33	37	37.0	13	34	10	3	4	99	99.0	
Manhattan	11/10/2023	99-61	W	38-67	.567	10-26	.385	13-16	.813	11	34	45	41.0	15	25	14	9	7	99	99.0	
vs Kentucky	11/14/2023	89-84	W	28-59	.475	6-18	.333	27-36	.750	8	37	45	42.3	23	22	14	4	7	89	95.7	
vs Chaminade	11/20/2023	83-56	W	36-60	.600	4-19	.211	7-11	.636	7	34	41	42.0	12	29	15	2	9	83	92.5	
vs Marquette	11/21/2023	59-73	L	22-54	.407	6-17	.353	9-16	.563	10	24	34	40.4	12	17	18	2	7	59	85.8	
vs Tennessee	11/22/2023	69-60	W	27-52	.519	4-12	.333	11-22	.500	5	40	45	41.2	9	18	15	3	5	69	83.0	
Eastern Ill.	11/28/2023	71-63	W	28-56	.500	3-14	.214	12-18	.667	9	24	33	40.0	11	24	10	11	11	71	81.3	
UConn	12/01/2023	69-65	W	23-46	.500	9-14	.643	14-20	.700	5	26	31	38.9	14	13	8	7	4	69	79.8	
Kansas City	12/05/2023	88-69	W	33-61	.541	8-20	.400	14-19	.737	7	30	37	38.7	15	23	7	3	11	88	80.7	
Missouri	12/09/2023	73-64	W	25-56	.446	3-10	.300	20-23	.870	13	29	42	39.0	16	16	16	4	6	73	79.9	
at Indiana	12/16/2023	75-71	W	26-61	.426	6-18	.333	17-24	.708	9	27	36	38.7	15	18	11	4	9	75	79.5	
Yale	12/22/2023	75-60	W	27-57	.474	9-20	.450	12-12	1.000	10	22	32	38.2	12	18	12	6	10	75	79.1	
vs Wichita St.	12/30/2023	86-67	W	31-74	.419	7-27	.259	17-19	.895	14	34	48	38.9	15	23	8	2	10	86	79.6	
TCU	01/06/2024	83-81	W	32-60	.533	5-14	.357	14-19	.737	16	24	40	39.0	14	18	18	2	5	83	79.9	
at UCF	01/10/2024	60-65	L	24-47	.511	6-18	.333	6-11	.545	8	24	32	38.5	15	20	18	2	6	60	78.5	
Oklahoma	01/13/2024	78-66	W	29-66	.439	3-15	.200	17-18	.944	10	28	38	38.5	14	17	2	7	7	78	78.5	
at Oklahoma St.	01/16/2024	90-66	W	36-58	.621	5-13	.385	13-18	.722	6	27	33	38.2	17	21	11	7	7	90	79.2	
at West Virginia	01/20/2024	85-91	L	32-60	.533	7-23	.304	14-18	.778	5	17	22	37.3	19	22	7	3	8	85	79.5	
Cincinnati	01/22/2024	74-69	W	24-52	.462	6-14	.429	20-28	.714	6	23	29	36.8	17	17	11	1	12	74	79.2	
at Iowa St.	01/27/2024	75-79	L	27-60	.450	7-20	.350	14-19	.737	11	29	40	37.0	17	18	12	1	5	75	79.0	
Oklahoma St.	01/30/2024	83-54	W	34-59	.576	8-18	.444	7-9	.778	5	36	41	37.2	12	22	10	4	7	83	79.2	
Houston	02/03/2024	78-65	W	31-45	.689	6-13	.462	10-15	.667	6	34	40	37.3	10	20	18	3	2	78	79.1	
at Kansas St.	02/05/2024	70-75	Lot	28-68	.412	3-15	.200	11-16	.688	7	26	33	37.1	19	21	9	2	11	70	78.7	
Baylor	02/10/2024	64-61	W	24-56	.429	5-21	.238	11-15	.733	4	21	25	36.6	14	11	8	2	17	64	78.1	
at Texas Tech	02/12/2024	50-79	L	17-52	.327	3-16	.188	13-17	.765	4	22	26	36.2	14	11	9	3	4	50	77.0	
at Oklahoma	02/17/2024	67-57	W	26-59	.441	6-19	.316	9-18	.500	9	31	40	36.3	17	17	11	0	6	67	76.6	
Texas	02/24/2024	86-67	W	32-52	.615	3-8	.375	19-27	.704	8	26	34	36.3	9	17	14	3	7	86	77.0	
BYU	02/27/2024	68-76	L	23-59	.390	3-15	.200	19-31	.613	10	30	40	36.4	18	14	11	3	5	68	76.6	
at Baylor	03/02/2024	74-82	L	32-58	.552	4-13	.308	6-8	.750	7	16	23	35.9	18	18	8	5	5	74	76.6	
Total		2220		834-1670	.499	168-493	.341	384-533	.720	234	808	1042	35.9	426	564	335	108	214	2220	76.6	

OPPONENT GAME-BY-GAME

				Total		3-Pointers		Free throws		Rebounds											
Opponent	Date	Score		FG-FGA	PCT	3FG-3FGA	PCT	FT-FTA	PCT	OFF	DEF	TOT	AVG	PF	A	TO	BLK	STL	PTS	AVG	
N.C. Central	11/06/2023	99-56	W	20-57	.351	6-23	.261	10-18	.556	9	14	23	23.0	13	7	9	1	7	56	56.0	
Manhattan	11/10/2023	99-61	W	23-68	.338	8-26	.308	7-11	.636	12	20	32	27.5	16	10	18	1	5	61	58.5	
vs Kentucky	11/14/2023	89-84	W	25-76	.329	12-38	.316	22-30	.733	15	27	42	32.3	22	14	8	3	9	84	67.0	
vs Chaminade	11/20/2023	83-56	W	21-62	.339	6-31	.194	8-10	.800	8	18	26	30.8	16	10	13	1	10	56	64.3	
vs Marquette	11/21/2023	59-73	L	29-64	.453	6-25	.240	9-12	.750	12	24	36	31.8	14	13	12	4	11	73	66.0	
vs Tennessee	11/22/2023	69-60	W	22-71	.310	9-33	.273	7-8	.875	9	26	35	32.3	18	12	6	3	11	60	65.0	
Eastern Ill.	11/28/2023	71-63	W	23-59	.390	9-22	.409	8-10	.800	13	23	36	32.9	20	12	16	4	5	63	64.7	
UConn	12/01/2023	69-65	W	23-56	.411	11-28	.393	8-15	.533	10	22	32	32.8	18	9	8	4	3	65	64.8	
Kansas City	12/05/2023	88-69	W	26-65	.400	8-27	.296	9-13	.692	10	26	36	33.1	17	12	13	1	3	69	65.2	
Missouri	12/09/2023	73-64	W	24-58	.414	7-21	.333	9-13	.692	7	18	25	32.3	19	11	12	5	8	64	65.1	
at Indiana	12/16/2023	75-71	W	25-59	.424	6-16	.375	15-22	.682	10	28	38	32.8	21	10	14	2	6	71	65.6	
Yale	12/22/2023	75-60	W	23-54	.426	8-21	.381	6-8	.750	10	20	30	32.6	10	13	16	6	7	60	65.2	
vs Wichita St.	12/30/2023	86-67	W	28-66	.424	4-20	.200	7-14	.500	7	31	38	33.0	14	13	15	2	7	67	65.3	
TCU	01/06/2024	83-81	W	30-65	.462	8-21	.381	13-16	.813	11	17	28	32.6	17	17	9	3	16	81	66.4	
at UCF	01/10/2024	60-65	L	22-52	.423	7-20	.350	14-18	.778	9	19	28	32.3	13	12	13	7	8	65	66.3	
Oklahoma	01/13/2024	78-66	W	24-60	.400	6-20	.300	12-17	.706	11	28	39	32.8	16	8	11	3	0	66	66.3	
at Oklahoma St.	01/16/2024	90-66	W	21-53	.396	6-21	.286	18-24	.750	7	18	25	32.3	16	11	14	0	9	66	66.3	
at West Virginia	01/20/2024	85-91	L	29-56	.518	12-21	.571	21-25	.840	9	22	31	32.2	18	19	13	2	3	91	67.7	
Cincinnati	01/22/2024	74-69	W	24-61	.393	3-18	.167	18-23	.783	16	24	40	32.6	23	7	16	2	6	69	67.7	
at Iowa St.	01/27/2024	75-79	L	28-61	.459	14-30	.467	9-18	.500	10	24	34	32.7	17	18	11	5	8	79	68.3	
Oklahoma St.	01/30/2024	83-54	W	17-58	.293	8-29	.276	12-19	.632	9	21	30	32.6	14	8	10	1	6	54	67.6	
Houston	02/03/2024	78-65	W	25-69	.362	9-29	.310	6-10	.600	13	11	24	32.2	12	14	3	1	8	65	67.5	
at Kansas St.	02/05/2024	70-75	Lot	24-58	.414	9-26	.346	18-26	.692	9	34	43	32.7	14	15	16	4	6	75	67.8	
Baylor	02/10/2024	64-61	W	19-46	.413	8-26	.308	15-21	.714	10	32	42	33.0	15	12	21	2	5	61	67.5	
at Texas Tech	02/12/2024	50-79	L	27-55	.491	10-26	.385	15-22	.682	8	34	42	33.4	14	19	8	3	6	79	68.0	
at Oklahoma	02/17/2024	67-57	W	16-50	.320	8-23	.348	17-23	.739	5	24	29	33.2	16	10	11	2	4	57	67.6	
Texas	02/24/2024	86-67	W	26-62	.419	9-26	.346	6-10	.600	10	15	25	32.9	16	16	13	1	10	67	67.6	
BYU	02/27/2024	68-76	L	22-56	.393	13-34	.382	19-24	.792	6	31	37	33.1	24	11	7	2	8	76	67.9	
at Baylor	03/02/2024	74-82	L	30-54	.556	7-17	.412	15-20	.750	10	21	31	33.0	7	14	11	1	7	82	68.3	
Total		1982		696-1731	.402	237-718	.330	353-500	.706	285	672	957	33.0	470	357	347	76	202	1982	68.3	



INDIVIDUAL SUPERLATIVES

CATEGORY	KANSAS	OPPONENT
Points Scored	34 by Kevin McCullar Jr. vs. Yale (12.22.23)	31 by Tristen Newton of UConn (12.1.23)
Total Field Goals	15 by Hunter Dickinson vs. Chaminade (11.20.23)	12 by Darrión Williams of Texas Tech (2.12.24)
Total FGs Attempted	20 by Hunter Dickinson vs. TCU (1.6.24)	25 by Antonio Reeves of Kentucky (11.14.23)
Highest FG% (5 made)	100.0 (7-7) by KJ Adams Jr. vs. Oklahoma State (1.30.24)	100.0 by Darrión Williams of Texas Tech (2.12.24)
Highest FG% (10 made)	83.3 (15-18) by Hunter Dickinson vs. Chaminade (11.20.23)	100.0 by Darrión Williams of Texas Tech (2.12.24)
3-Point Field Goals	5 by Dajuan Harris Jr. vs. Kentucky (11.14.23)	6 (3x), last by LJ Cryer of Houston (2.3.24)
3-Point FGs Attempted	9 by Johnny Furphy at West Virginia (1.20.24)	17 by Antonio Reeves of Kentucky (11.14.23)
3-Point FG% (min. 3 made)	100.0 (3-3) by Hunter Dickinson vs. North Carolina Central (11.6.23)	100.0 (3x), last was 3-3 by Jayden Nunn of Baylor (3.2.24)
Free Throws	13 by Kevin McCullar Jr. at Indiana (12.16.23)	9 by Yves Missi of Baylor (2.10.24)
Free Throws Attempted	16 by Kevin McCullar Jr. at Indiana (12.16.23)	12 by Yves Missi of Baylor (2.10.24)
Free Throw % (min. 5 made)	100.0 (6x), last was 7-7 by Johnny Furphy vs. Baylor (2.10.24)	100.0 (5x), last was 6-6 by Javian McCollum of Oklahoma (2.17.24)
Offensive Rebounds	8 by Hunter Dickinson vs. TCU (1.6.24)	7 by J'Wan Roberts of Houston (2.3.24)
Defensive Rebounds	19 by Hunter Dickinson vs. Chaminade (11.20.23)	12 by Ke'el Ware of Indiana (12.16.23)
Total Rebounds	21 by Hunter Dickinson vs. Kentucky (11.14.23)	15 by Ke'el Ware of Indiana (12.16.23)
Assists	10 (3x), last by Kevin McCullar Jr. vs. Chaminade (11.20.23)	10 by RayJ Dennis of Baylor (3.2.24)
Turnovers	7 by Kevin McCullar Jr. vs. Tennessee (11.22.23)	7 by Darius Johnson of UCF (1.10.24)
Blocked Shots	5 by Hunter Dickinson vs. Oklahoma (1.13.24)	4 by Danny Wolf of Yale (12.22.23)
Steals	6 by Johnny Furphy vs. Baylor (2.10.24)	6 by Avery Anderson III of TCU (1.6.24)
Minutes Played (including OT)	44 by Kevin McCullar Jr. at Kansas State (2.5.24)	45 by Tylor Perry of Kansas State (2.5.24)

TEAM SUPERLATIVES

KANSAS HIGH	KANSAS LOW	CATEGORY	OPPONENT HIGH	OPPONENT LOW
99 vs. Manhattan College (11.10.23)	50 at Texas Tech (2.12.24)	Points	91 by West Virginia (1.20.24)	54 by Oklahoma State (1.30.24)
99 vs. North Carolina Central (11.6.23)				
59 (1st) vs. North Carolina Central (11.6.23)	22 (2nd) at Texas Tech (2.12.24)	Points/Half	51 (1st) by West Virginia (1.20.24)	18 (1st) by North Carolina Central (11.6.23)
6 at Kansas State (2.5.24)	-	Points/OT	11 by Kansas State (2.5.24)	-
39 vs. North Carolina Central (11.6.23)	17 at Texas Tech (2.12.24)	Field Goals	30 (2x), last by Baylor (3.2.24)	16 by Oklahoma (2.17.24)
74 vs. Wichita State (12.30.23)	45 vs. Houston (2.3.24)	Field Goal Attempts	76 by Kentucky (11.14.23)	46 by Baylor (2.10.24)
69.6 (39-56) vs. North Carolina Central (11.6.23)	32.7 (17-52) at Texas Tech (2.12.24)	Field Goal Percentage	55.6 (30-54) by Baylor (3.2.24)	29.3 (17-58) by Oklahoma State (1.30.24)
13 vs. North Carolina Central (11.6.23)	3 (6x), last vs. BYU (2.27.24)	3-Point Field Goals	14 by Iowa State (1.27.24)	3 by Cincinnati (1.22.24)
27 vs. Wichita State (12.30.23)	8 vs. Texas (2.24.24)	3-Point Field Goal Attempts	38 by Kentucky (11.14.23)	16 by Indiana (12.16.23)
64.3 (9-14) vs. UConn (12.1.23)	18.8 (3-16) at Texas Tech (2.12.24)	3-Point Field Goal Percentage	57.1 (12-21) by West Virginia (1.20.24)	16.7 (3-18) by Cincinnati (1.22.24)
27 vs. Kentucky (11.14.23)	6 (2x), last at Baylor (3.2.24)	Free Throws Made	22 by Kentucky (11.14.23)	6 (3x), last by Texas (2.24.24)
36 vs. Kentucky (11.14.23)	8 at Baylor (3.2.24)	Free Throw Attempts	30 by Kentucky (11.14.23)	8 by Tennessee (11.22.23)
				8 by Yale (12.22.23)
100.0 (12-12) vs. Yale (12.22.23)	50.0 (2x), last was 9-18 at Oklahoma (2.17.24)	Free Throw Percentage	87.5 (7-8) by Tennessee (11.22.23)	50.0 (2x), last was 9-18 by Iowa State (1.27.24)
16 vs. TCU (1.6.24)	4 (3x), last at Texas Tech (2.12.24)	Offensive Rebounds	16 by Cincinnati (1.22.24)	5 by Oklahoma (2.17.24)
40 vs. Tennessee (11.22.23)	16 at Baylor (3.2.24)	Defensive Rebounds	34 (2x), last by Texas Tech (2.12.24)	11 by Houston (2.3.24)
48 vs. Wichita State (12.30.23)	22 at West Virginia (1.20.24)	Rebounds	43 by Kansas State (2.5.24)	23 by North Carolina Central (11.6.23)
23 vs. Kentucky (11.14.23)	9 (2x), last vs. Texas (2.24.24)	Fouls	25 by BYU (2.27.24)	7 by Baylor (3.2.24)
2 at Kansas State (2.5.24)	1 vs. Kentucky (11.14.23)	DQs	2 by Eastern Illinois (11.28.23)	1 (3x), last by BYU (2.27.24)
34 vs. North Carolina Central (11.6.23)	11 (2x), last at Texas Tech (2.12.24)	Assists	19 (2x), last by Texas Tech (2.12.24)	7 (2x), last by Cincinnati (1.22.24)
18 (4x), last vs. Houston (2.3.24)	2 vs. Oklahoma (1.13.24)	Turnovers	21 by Baylor (2.10.24)	3 by Houston (2.3.24)
11 vs. Eastern Illinois (11.28.23)	0 at Oklahoma (2.17.24)	Blocked Shots	7 by UCF (1.10.24)	0 by Oklahoma State (1.16.24)
17 vs. Baylor (2.10.24)	2 vs. Houston (2.3.24)	Steals	16 by TCU (1.6.24)	0 by Oklahoma (1.13.24)

2023-24 INDIVIDUAL LEADERS GAME-BY-GAME

OPPONENT	SCORE	W/L	POINTS	REBOUNDS	ASSISTS	STEALS	BLOCKED SHOTS
NORTH CAROLINA CENTRAL (11/6)	99-56	W	22-Kevin McCullar Jr.	8-Hunter Dickinson	10-Dajuan Harris	1-Adams, Dickinson, Harris, Furphy	2-Hunter Dickinson
MANHATTAN COLLEGE (11/10)	99-61	W	18-Hunter Dickinson	8-Hunter Dickinson	9-Elmarko Jackson	2-Kevin McCullar Jr.	3-Parker Braun
vs. Kentucky (11/14)	89-84	W	27-Hunter Dickinson	21-Hunter Dickinson	10-Kevin McCullar Jr.	3-Hunter Dickinson	1-Adams, Harris, McCullar, Braun
vs. Chaminade (11/20)	83-56	W	31-Hunter Dickinson	11-Dickinson, McCullar	10-Kevin McCullar Jr.	3-Kevin McCullar Jr.	2-Kevin McCullar Jr.
vs. Marquette (11/21)	59-73	L	24-Kevin McCullar Jr.	8-Dickinson, McCullar	3-Adams, McCullar, Dickinson, Harris, Jackson	2-Dickinson, Harris	1-Dickinson, McCullar
vs. Tennessee (11/22)	69-60	W	17-Hunter Dickinson	20-Hunter Dickinson	8-Dajuan Harris Jr.	2-Parker Braun	1-Braun, McDowell, Dickinson
EASTERN ILLINOIS (11/28)	71-63	W	25-Hunter Dickinson	13-Hunter Dickinson	9-Dajuan Harris Jr.	3-Elmarko Jackson	3-Hunter Dickinson
UCONN (12/1)	69-65	W	21-Kevin McCullar Jr.	9-Hunter Dickinson	6-Dajuan Harris Jr.	1-Adams, Harris, Jackson, McCullar	4-Hunter Dickinson
KANSAS CITY (12/5)	88-69	W	25-Kevin McCullar Jr.	12-Hunter Dickinson	7-Dajuan Harris Jr.	4-KJ Adams Jr.	1-Dickinson, Furphy, McCullar
MISSOURI (12/9)	73-64	W	17-McCullar, Adams	16-Hunter Dickinson	5-Harris, Adams	3-Kevin McCullar Jr.	2-Parker Braun
at Indiana (12/16)	75-71	W	21-Kevin McCullar Jr.	14-Hunter Dickinson	5-Dajuan Harris Jr.	3-Kevin McCullar Jr.	1-Adams, Dickinson, McCullar, Furphy
YALE (12/22)	75-60	W	34-Kevin McCullar Jr.	10-Hunter Dickinson	6-Dajuan Harris Jr.	4-Dajuan Harris Jr.	2-Hunter Dickinson
vs. Wichita State (12/30)	86-67	W	22-Hunter Dickinson	13-Hunter Dickinson	9-Dajuan Harris Jr.	3-Hunter Dickinson	1-Dickinson, Braun
TCU (1/6)*	83-81	W	30-Hunter Dickinson	11-Hunter Dickinson	8-Dajuan Harris Jr.	2-KJ Adams Jr.	1-Furphy, Braun
at UCF (1/10)*	60-65	L	16-Kevin McCullar Jr.	7-KJ Adams Jr.	8-Dajuan Harris Jr.	2-Hunter Dickinson	1-Braun, Adams
OKLAHOMA (1/13)*	78-66	W	24-Hunter Dickinson	14-Hunter Dickinson	8-Dajuan Harris Jr.	3-Dajuan Harris Jr.	5-Hunter Dickinson
at Oklahoma State (1/16)*	90-66	W	21-Hunter Dickinson	7-Dickinson, Furphy	8-Kevin McCullar Jr.	3-Dajuan Harris Jr.	2-Dickinson, Furphy, Braun
at West Virginia (1/20)*	85-91	L	24-Kevin McCullar Jr.	7-Johnny Furphy	5-Dickinson, Harris, McCullar	5-Dajuan Harris Jr.	2-Hunter Dickinson
CINCINNATI (1/22)*	74-69	W	23-Johnny Furphy	11-Johnny Furphy	8-Dajuan Harris Jr.	3-Kevin McCullar Jr.	1-Hunter Dickinson
at Iowa State (1/27)*	75-79	L	20-Hunter Dickinson	15-Hunter Dickinson	7-Dajuan Harris Jr.	2-Dajuan Harris Jr.	1-Dajuan Harris Jr.
OKLAHOMA STATE (1/30)*	83-54	W	16-Dickinson, Adams	11-Hunter Dickinson	7-Dajuan Harris Jr.	2-Timberlake, Adams	1-Adams, Dickinson, Furphy, McDowell
HOUSTON (2/3)*	78-65	W	20-Hunter Dickinson	8-Dickinson, Furphy	7-KJ Adams Jr.	1-Adams, McCullar	1-Adams, Dickinson, Harris
at Kansas State (2/5)*	70-75	L	21-Hunter Dickinson	12-Hunter Dickinson	8-Dajuan Harris Jr.	4-Adams, McCullar	1-Dickinson, Harris
BAYLOR (2/10)*	64-61	W	15-Hunter Dickinson	7-Hunter Dickinson	5-Dajuan Harris Jr.	6-Johnny Furphy	1-Dickinson, Timberlake
at Texas Tech (2/12)*	50-79	L	13-Timberlake, Furphy	7-Dickinson, Furphy	3-Harris, Dickinson, Adams	2-Elmarko Jackson	1-Harris, Furphy, Braun
at Oklahoma (2/17)*	67-57	W	20-Hunter Dickinson	16-Hunter Dickinson	7-Dajuan Harris Jr.	3-Johnny Furphy	-
TEXAS (2/24)*	86-67	W	20-Hunter Dickinson	8-Furphy, Adams	6-Dajuan Harris Jr.	2-Furphy, McDowell	2-Parker Braun
BYU (2/27)*	68-76	L	17-Hunter Dickinson	11-Hunter Dickinson	6-Dajuan Harris Jr.	2-KJ Adams Jr.	2-KJ Adams Jr.
at Baylor (3/2)*	74-82	L	20-Dickinson, McCullar	6-Hunter Dickinson	9-Dajuan Harris Jr.	3-Dajuan Harris Jr.	4-Hunter Dickinson

2023-24 LEAD/DEFICIT BREAKDOWN GAME-BY-GAME

Opponent	FIRST HALF SCORE			SECOND HALF SCORE			FINAL SCORE			LARGEST		TIMES	LEAD CHANGES	TIME LED MIN. (40 max)
	KU	OPP	MARGIN	KU	OPP	MARGIN	KU	OPP	MARGIN	LEAD	DEFICIT			
NORTH CAROLINA CENTRAL (11/6)	59	18	+41	40	38	+2	99	56	+43	55	0	0	0	39:37
MANHATTAN COLLEGE (11/10)	44	19	+25	55	42	+13	99	61	+38	43	0	0	0	39:30
vs. Kentucky (11/14)	41	48	(7)	48	36	+12	89	84	+5	9	14	8	10	15:29
vs. Chaminade (11/20)	39	27	+12	44	29	+15	83	56	+27	27	0	0	0	39:42
vs. Marquette (11/21)	28	38	(10)	31	35	(4)	59	73	(14)	2	17	2	1	00:22
vs. Tennessee (11/22)	35	35	0	34	25	+9	69	60	+9	11	7	7	8	08:31
EASTERN ILLINOIS (11/28)	38	25	+13	33	38	(5)	71	63	+8	17	0	0	0	39:47
UCONN (12/1)	38	31	+7	31	34	(3)	69	65	+4	12	5	1	2	33:45
KANSAS CITY (12/5)	44	30	+14	44	39	+5	88	69	+19	22	2	1	1	37:49
MISSOURI (12/9)	41	29	+11	32	35	(3)	73	64	+9	18	9	1	2	24:30
at Indiana (12/16)	32	40	(8)	43	31	+12	75	71	+4	5	13	1	3	04:15
YALE (12/22)	32	33	(1)	43	27	+16	75	60	+15	18	11	3	9	15:00
vs. Wichita State (12/30)	43	27	+16	43	40	+3	86	67	+19	28	0	2	0	38:25
TCU (1/6)*	41	40	+1	42	41	+1	83	81	+2	6	5	11	26	24:09
at UCF (1/10)*	37	29	+8	23	36	(13)	60	65	(5)	16	7	3	4	21:59
OKLAHOMA (1/13)*	38	37	+1	40	29	+11	78	66	+12	16	3	4	10	34:50
at Oklahoma State (1/16)*	48	33	+15	42	33	+9	90	66	+24	28	0	0	0	39:40
at West Virginia (1/20)*	51	51	0	34	40	(6)	85	91	(6)	7	7	10	18	13:14
CINCINNATI (1/22)*	35	35	0	39	34	+5	74	69	+5	12	2	3	3	33:30
at Iowa State (1/27)*	26	30	(4)	49	49	0	75	79	(4)	5	12	5	10	09:26
OKLAHOMA STATE (1/30)*	44	26	+18	39	28	+11	83	54	+29	31	0	0	0	39:44
HOUSTON (2/3)*	43	28	+15	35	37	(2)	78	65	+13	20	2	2	1	38:12
at Kansas State (2/5)*	32	30	+2	32	34	(2)	70	75	(5) - OT	11	5	15	12	22:57
BAYLOR (2/10)*	34	28	+6	30	33	(3)	64	61	+3	13	2	1	1	38:36
at Texas Tech (2/12)*	28	37	(9)	22	42	(20)	50	79	(29)	0	29	1	0	00:00
at Oklahoma (2/17)*	29	34	(5)	38	23	+15	67	57	+10	12	11	5	2	11:26
TEXAS (2/24)*	45	25	+20	41	42	(1)	86	67	+19	24	2	2	4	37:21
BYU (2/27)*	35	29	+6	33	47	(14)	68	76	(8)	12	8	3	3	35:30
at Baylor (3/2)*	34	35	(1)	40	47	(7)	74	82	(8)	5	13	9	10	07:04
TOTALS	1,114	927	+187	1,100	1,044	+56	2,220	1,982	+238					
GM - OVERALL	38.4	31.9	+6.5	37.9	36.0	+1.9	76.6	68.3	+8.3					
CONFERENCE TOTALS	600	527	+73	579	595	(16)	1,185	1,133	+52					
AVG/GM - CONFERENCE	37.5	32.9	+4.6	36.2	37.2	(1.0)	74.1	70.8	+3.3					

# 2023-24 SPECIALTY SCORING STATS

Opponent	PAINT			OFF TURNOVERS			2ND CHANCE			FAST BREAK			BENCH		
	KU	OPP	MARGIN	KU	OPP	MARGIN	KU	OPP	MARGIN	KU	OPP	MARGIN	KU	OPP	MARGIN
NORTH CAROLINA CENTRAL (11/6)	48	20	+28	13	10	+3	5	11	(6)	22	7	+15	36	31	+5
MANHATTAN COLLEGE (11/10)	50	20	+30	22	19	+3	11	7	+4	14	6	+8	41	21	+20
vs. Kentucky (11/14)	42	24	+18	12	14	(2)	14	19	(5)	13	13	0	4	31	(27)
vs. Chaminade (11/20)	58	22	+36	19	10	+9	5	2	+3	27	6	+21	12	6	+6
vs. Marquette (11/21)	26	46	(20)	9	20	(11)	9	10	(1)	6	7	(1)	15	27	(12)
vs. Tennessee (11/22)	40	26	+14	5	17	(12)	7	7	0	6	14	(8)	16	14	+2
EASTERN ILLINOIS (11/28)	44	14	+30	22	16	+6	10	13	(3)	8	5	+3	12	23	(11)
UCONN (12/1)	20	22	(2)	12	11	+1	6	10	(4)	12	8	+4	6	7	(1)
KANSAS CITY (12/5)	42	22	+20	18	9	+9	10	9	+1	21	10	+11	18	12	+6
MISSOURI (12/9)	42	28	+14	13	9	+4	17	0	+17	10	5	+5	7	11	(4)
at Indiana (12/16)	36	36	0	12	9	+3	10	12	(2)	9	14	(5)	6	3	+3
YALE (12/22)	28	30	(2)	23	7	+16	11	6	+5	19	9	+10	15	9	+6
vs. Wichita State (12/30)	44	36	+8	15	6	+9	10	7	+3	14	7	+7	17	24	(7)
TCU (1/6)*	42	30	+12	8	22	(14)	15	15	0	10	14	(4)	9	18	(9)
at UCF (1/10)*	32	26	+6	12	18	(6)	12	15	(3)	13	6	+7	17	8	+9
OKLAHOMA (1/13)*	46	26	+20	11	2	+9	13	9	+4	15	6	+9	4	11	(7)
at Oklahoma State (1/16)*	46	24	+22	22	7	+15	12	7	+5	20	3	+17	9	19	(10)
at West Virginia (1/20)*	44	26	+18	14	7	+7	8	13	(5)	16	8	+8	14	21	(7)
CINCINNATI (1/22)*	32	24	+8	15	8	+7	8	13	(5)	9	10	(1)	2	32	(30)
at Iowa State (1/27)*	36	24	+12	9	15	(6)	11	14	(3)	7	9	(2)	2	18	(16)
OKLAHOMA STATE (1/30)*	44	14	+30	9	12	(3)	2	2	0	15	7	+8	18	19	(1)
HOUSTON (2/3)*	42	24	+18	6	20	(14)	8	8	0	9	16	(7)	7	10	(3)
at Kansas State (2/5)*	38	30	+8	21	8	+13	6	8	(2)	16	9	+7	2	11	(9)
BAYLOR (2/10)*	30	22	+8	17	5	+12	4	15	(11)	11	7	+4	3	3	0
at Texas Tech (2/12)*	20	28	(8)	4	12	(8)	0	7	(7)	11	5	+6	7	17	(10)
at Oklahoma (2/17)*	30	14	+16	18	13	+5	13	6	+7	6	6	0	2	5	(3)
TEXAS (2/24)*	52	34	+18	15	17	(2)	10	9	+1	13	9	+4	7	21	(14)
BYU (2/27)*	36	16	+20	7	8	(1)	2	9	(7)	9	6	+3	9	29	(20)
at Baylor (3/2)*	46	36	+10	17	12	+5	9	11	(2)	7	15	(8)	10	8	+2
TOTALS	1,136	744	+392	400	343	+57	258	274	(16)	368	247	+121	327	469	(142)
<b>AVG/GM - OVERALL</b>	<b>39.2</b>	<b>25.7</b>	<b>+13.5</b>	<b>13.8</b>	<b>11.8</b>	<b>+2.0</b>	<b>8.9</b>	<b>9.4</b>	<b>(0.5)</b>	<b>12.7</b>	<b>8.5</b>	<b>+4.2</b>	<b>11.3</b>	<b>16.2</b>	<b>(4.9)</b>
CONFERENCE TOTALS	616	398	+218	205	186	+19	133	161	(28)	187	136	+51	122	250	(128)
<b>AVG/GM - CONFERENCE</b>	<b>38.5</b>	<b>24.9</b>	<b>+13.6</b>	<b>12.8</b>	<b>11.6</b>	<b>+1.2</b>	<b>8.3</b>	<b>10.1</b>	<b>(1.8)</b>	<b>11.7</b>	<b>8.5</b>	<b>+3.2</b>	<b>7.6</b>	<b>15.6</b>	<b>(8.0)</b>

KANSAS’ RECORD WHEN...

	2023-24
Leading At Half.....	15-3
Trailing At Half.....	4-4
Tied At Half.....	2-1
Leading With 5:00 Remaining in Regulation.....	19-1
Trailing With 5:00 Remaining in Regulation.....	1-6
Tied With 5:00 Remaining in Regulation.....	1-1
In Overtime.....	0-1
Kansas Outrebounds Opponent.....	15-3
Kansas Is Outrebounded.....	6-5
Kansas Is Tied in Rebounds.....	-
Kansas Commits More Turnovers.....	9-5
Opponent Commits More Turnovers.....	9-3
Kansas Is Tied in Turnovers.....	3-0
Kansas Has More Free Throw Attempts.....	16-3
Opponent Has More Free Throw Attempts.....	5-5
Kansas is Tied in Free Throw Attempts.....	-
Kansas Shoots 50% or Better.....	12-3
Kansas Shoots Less Than 50%.....	9-5
Opponent Shoots 50% or Better.....	0-2
Opponent Shoots Less Than 50%.....	21-6
Kansas Shoots Better Than Opponent.....	20-2
Opponent Shoots Better Than Kansas.....	1-6
Kansas and Opponent Tied in FG%.....	-
Kansas Bench Outscores Opponent Bench.....	7-2
Opponent Bench Outscores Kansas Bench.....	13-6
Kansas is Tied in Bench Points.....	1-0
Kansas Scores Between 0-59.....	0-2
Kansas Scores Between 60-69.....	4-2
Kansas Scores Between 70-79.....	7-3
Kansas Scores Between 80-89.....	7-1
Kansas Scores Between 90-99.....	3-0
Kansas Scores 100 or More.....	-
Opponent Scores Between 0-59.....	4-0
Opponent Scores Between 60-69.....	14-1
Opponent Scores Between 70-79.....	1-5
Opponent Scores Between 80-89.....	2-1
Opponent Scores 90 or More.....	0-1
On Mondays.....	3-2
On Tuesdays.....	5-2
On Wednesdays.....	1-1
On Thursdays.....	-
On Fridays.....	3-0
On Saturdays.....	9-3
On Sundays.....	-
In November.....	6-1
In December.....	6-0
In January.....	5-3
In February.....	4-4
In March.....	-
In April.....	-
On CBS.....	2-1
On ABC.....	0-1
On ESPN.....	10-3
On ESPN2.....	3-0
On ESPNU.....	-
On Big 12 NOW on ESPN+.....	6-3

MISCELLANEOUS STREAKS

Kansas’ All-Time Record.....	2,391-893
Consecutive games with a 3-point field goal.....	317
Consecutive games holding opponent under 100 points.....	133
Number of 100-point games in Kansas history.....	119
Number of 100-point games in Bill Self era.....	28
KU’s All-Time Overtime Record.....	74-60
KU’s last OT game.....	2/5/2024 (at Kansas State 75, Kansas 70)
Consecutive Allen Fieldhouse Sellouts (includes pandemic).....	366

ATTENDANCE	G	TOTAL	AVERAGE
*Home (Allen Fieldhouse).....	15	244,500	16,300
Away.....	9	106,652	11,850
Neutral.....	5	73,102	14,620

2023-24 MISCELLANEOUS STATS

STARTING LINEUPS (5)

(W-L)	1	2	3	4	5
12-2	Harris Jr.	Jackson	McCullar Jr.	Adams Jr.	Dickinson
5-4	Harris Jr.	Furphy	McCullar Jr.	Adams Jr.	Dickinson
2-2	Harris Jr.	Timberlake	Furphy	Adams Jr.	Dickinson
1-0	Harris Jr.	Jackson	McCullar Jr.	Furphy	Dickinson
1-0	Harris Jr.	Jackson	Furphy	Adams Jr.	Dickinson

WIN/LOSS MARGIN

	1	2	3	4	5	6	7	8	9	10	11-15	16-29	30+
Wins	-	1	1	2	2	-	-	1	2	1	3	6	2
Losses	-	-	-	1	2	1	-	2	-	-	1	1	-

VIOLATIONS/TECHNICAL FOULS

	3-Seconds	5-Seconds	10-Seconds	Shot Clock Exp.	Lane Viol.	Technicals	Goaltending
Kansas	-	-	-	4	-	6	6
Opponent	-	1	-	14	1	3	9

LEADS AND DEFICITS

KU’s Biggest Halftime Lead	41 (59-18) vs. North Carolina Central (11.6.23)
KU’s Biggest Halftime Lead Blown	8 (37-29) at UCF (1.10.24)
KU’s Biggest Halftime Deficit	10 (28-38) vs. Marquette (11.21.23)
KU’s Biggest Halftime Deficit Erased	8 (32-40) vs. Indiana (12.16.23)
KU’s Biggest Overall Lead	55 (95-40) vs. North Carolina Central (11.6.23)
KU’s Biggest Win Total	43 (99-56) vs. North Carolina Central (11.6.23)
KU’s Biggest Loss Total	29 (50-79) at Texas Tech (2.12.24)
KU’s Biggest Lead Blown	16 at UCF (1.10.24)
KU’s Biggest Overall Deficit	29 at Texas Tech (2.12.24)
KU’s Biggest Deficit Overcome	14 (44-58) vs. Kentucky (11.14.23)

JUMP BALLS CONTROLLED (INCLUDES OT)

Kansas	22
Opponents	8

HOW KU SCORED FIRST POINTS

3-Pointer	5
Jump Shot	8
Free Throw	4
Lay-In/Lay-Up	11
Dunk	1
Alley-Oop	-
Hook Shot	1

WHO SCORED KU’S FIRST POINTS

Hunter Dickinson	12
KJ Adams Jr.	5
Johnny Furphy	5
Kevin McCullar Jr.	2
Dajuan Harris Jr.	3
Elmarko Jackson	1
Nicolas Timberlake	1

DOUBLE-FIGURE SCORING

Hunter Dickinson	26
Kevin McCullar Jr.	23
KJ Adams Jr.	21
Johnny Furphy	13
Dajuan Harris Jr.	12
Nicolas Timberlake	5
Elmarko Jackson	3
Parker Braun	1
Hunter Dickinson	16
KJ Adams Jr.	3
Kevin McCullar Jr.	2
Johnny Furphy	1

DOUBLE-FIGURE REBOUNDING

Hunter Dickinson	16
KJ Adams Jr.	3
Kevin McCullar Jr.	2
Johnny Furphy	1

TRIPLE-DOUBLES

Kevin McCullar Jr.	2
--------------------	---

20-PLUS POINT GAMES

Hunter Dickinson	14
Kevin McCullar Jr.	12
Johnny Furphy	1
Dajuan Harris Jr.	1

30-PLUS POINT GAMES

Hunter Dickinson	2
Kevin McCullar Jr.	1

FIRST PLAYER OFF THE BENCH (sometimes multiple players)

Parker Braun	13
Johnny Furphy	9
Elmarko Jackson	10
Nicolas Timberlake	7
Jamari McDowell	3

INDIVIDUAL MISCELLANEOUS STATISTICS (\*HUSTLE PLAYS)

NO. - PLAYER	*FLOOR BURNS	DUNKS	CHARGES DRAWN	FT-FTA (LAST 5:00/OT)
1-Dickinson.....	.43	17	1	13-18
3-Harris Jr.....	.41	-	4	13-17
4-Cross.....	-	-	-	-
5-Carter.....	-	-	-	-
10-Furphy.....	.44	11	1	7-10
11-McDowell.....	.12	-	-	4-5
12-Evers.....	-	1	-	-
13-Jackson.....	.12	2	2	10-14
14-Cassidy.....	-	-	-	-
15-McCullar Jr.....	.47	10	3	11-14
20-Jankovich.....	1	-	-	-
22-Wilhite.....	-	-	-	0-2
23-Braun.....	.12	11	3	5-6
24-Adams Jr.....	.64	44	-	19-29
25-Timberlake.....	.24	3	-	6-7
41-Clemence.....	-	-	-	-
TOTALS	273	98	13	92-126 (73.4%)
OPPONENTS	198	43	7	95-128 (74.2%)



## BOX SCORES

1

## AT #1/1 KANSAS 99, NORTH CAROLINA CENTRAL 56

Nov. 6, 2023 | Lawrence, Kan. | Allen Fieldhouse (16,300)

N.C. Central - 56

Record: 0-1

NO. Name	Min	FG M-A	3P M-A	FT M-A	Rebounds OR DR TOT	Fouls PF FD	TP	AS	TO	ST	Blocks BS BA	+/-
13 Emmanuel Izunabor	C 21:39	3-6	0-0	1-3	3 1 4	1 2	7	0	0	1	0	-32
0 Fred Cleveland Jr.	G 24:53	2-12	0-7	2-2	1 3 4	1 3	6	3	4	0	2	-19
11 Kaishon Porter	G 24:48	0-3	0-1	0-0	2 0 2	3 0	0	0	0	3	1	-40
31 Cobey Harraway	G 24:17	1-4	0-3	0-2	0 0 0	1 1	2	0	0	0	0	-20
35 PoBoigh King	G 32:19	3-9	2-5	2-3	1 0 1	1 1	10	1	2	1	0	-50
10 Devin Gordon	10:59	0-1	0-1	0-0	0 0 0	1 1	0	1	0	0	0	-20
12 Perry Smith Jr.	18:21	3-4	0-0	2-4	2 3 5	2 2	8	0	0	0	0	-11
52 Ja'Darius Harris	22:47	4-11	2-3	2-2	0 0 0	1 2	12	1	2	1	0	-28
1 Guy Fauntleroy	06:21	0-2	0-1	0-0	0 1 1	1 0	0	1	0	0	0	-12
30 Josh Smith	11:26	4-5	2-2	1-2	0 4 4	1 1	11	0	0	1	0	9
3 Terrence Crawford	01:05	0-0	0-0	0-0	0 0 0	0 0	0	0	0	0	0	4
5 Timmy Adedire	01:05	0-0	0-0	0-0	0 0 0	0 0	0	0	0	0	0	4
Team					0 2 2							
Totals		20-57	6-23	10-18	9 14 23	13 13	56	7	9	7	3	-43

Technical Fouls:NONE

Shooting By Period	1st FG%	2nd FG%	3PT%	FT%
1st FG%	7-30 23.3%			
2nd FG%	2-12 16.7%			
3PT%	2-4 50%			
FT%	13-27 48.1%			
3PT%	4-11 36.4%			
FT%	8-14 57.1%			
GM FG%	20-57 35.1%			
3PT%	6-23 26.1%			
FT%	10-18 55.6%			

Dead Ball Rebounds: 3, 0

Kansas - 99

Record: 1-0

NO.	Name		Min	FG M-A	3P M-A	FT M-A	Rebounds OR DR TOT	Fouls PF FD	TP	AS	TO	ST	Blocks BS BA	+/-		
24	KJ Adams, Jr.	F	22:49	6-8	0-0	0-0	0 5 5	1 3	12	2	1	1	0	0	34	
1	Hunter Dickinson	C	23:40	8-9	3-3	2-2	2 6 8	2 1	21	5	0	1	2	0	37	
3	Dajuan Harris Jr.	G	24:43	0-0	0-0	0-0	0 4 4	1 1	0	10	2	1	0	0	33	
13	Elmarko Jackson	G	21:17	3-5	0-1	2-2	0 1 1	3 2	8	5	1	0	0	1	31	
15	Kevin McCullar Jr.	G	23:56	8-12	4-7	2-2	0 6 6	0 1	22	5	2	0	0	0	39	
25	Nicolas Timberlake		20:22	4-5	3-4	2-2	0 0 0	0 1	13	1	1	0	0	0	39	
10	Johnny Furphy		16:58	2-4	0-0	1 4 5	1 1	6	2	0	1	0	0	0	29	
23	Parker Braun		20:37	5-6	0-1	0-0	0 5 5	1 0	10	3	1	0	1	0	15	
20	Michael Jankovich		08:09	2-3	1-2	0-0	0 1 1	0 0	5	0	1	0	0	0	-8	
12	Wilder Evers		07:41	1-1	0-0	0-0	0 0 0	1 1	2	1	0	0	0	0	-10	
14	Patrick Cassidy		04:54	0-2	0-1	0-0	0 0 0	1 1	0	0	0	0	0	0	-12	
22	Dillon White		04:54	0-1	0-0	0-2	0 1 1	2 1	0	0	1	0	0	0	-12	
Team							1 0 1			0	0					
Totals					39-56	13-23	8-10	4 33 37	13 13	99	34	10	4	3	1	43

Technical Fouls:NONE

Shooting By Period	1st FG%	2nd FG%	3PT%	FT%
1st FG%	22-28 78.6%			
2nd FG%	9-12 75.0%			
3PT%	6-6 100%			
FT%	17-28 60.7%			
3PT%	4-11 36.4%			
FT%	2-4 50%			
GM FG%	39-56 69.6%			
3PT%	13-23 56.5%			
FT%	8-10 80.0%			

Dead Ball Rebounds: 1, 0

	NCC	KAN
Biggest lead	0 (1 <sup>st</sup> 20:00)	55 (2 <sup>nd</sup> 5:03)
Best Scoring Run	10 (2 <sup>nd</sup> 0:20)	13 (1 <sup>st</sup> 8:49)
Lead Changes	0	0
Times Tied	0	0
Time with Lead	00:00	39:37

Points from	NCC	KAN
Turnovers	10	13
Paint	20	48
Second Chance	11	5
Fast Breaks	7	22
Bench	31	36

Period by Period Scoring	1st	2nd	TOT
NCC	18	38	56
KAN	59	40	99

2

## AT #1/1 KANSAS 99, MANHATTAN COLLEGE 61

Nov. 10, 2023 | Lawrence, Kan. | Allen Fieldhouse (16,300)

Manhattan - 61

Record: 1-1

No.	Name	Min	FG M-A	3P M-A	FT M-A	Rebounds OR DR TOT	Fouls PF FD	TP	AS	TO	ST	Blocks BS BA	+/-	
23	Daniel Rouzan	F 22:41	2-6	0-0	0-1	3 0 3	2 2	4	0	3	0	1	2	-32
0	Seydou Traore	G 30:19	6-13	0-4	4-4	2 6 8	1 4	16	1	1	3	0	1	-28
2	Jaden Winston	G 19:45	0-5	0-3	0-0	0 2 2	4 1	0	1	2	0	0	1	-24
3	Perry Cowan	G 16:04	3-8	3-5	0-0	0 2 2	1 0	9	0	1	1	0	0	-19
4	Brett Rumpel	G 33:14	5-11	0-1	1-2	0 5 5	2 3	11	2	4	0	0	3	-34
1	Shaquil Bender	18:02	0-5	0-1	1-2	0 0 0	0 2	2	1	1	0	0	0	-20
24	Xinyi Li	13:16	2-5	1-2	0-0	1 1 2	1 1	5	1	2	0	0	1	-14
10	Rokas Jocy	23:24	2-7	1-5	0-0	0 0 0	1 0	5	1	1	0	0	0	-20
11	Briggs McClain	04:08	0-1	0-0	0-0	0 0 0	0 1	0	0	1	0	0	0	-5
14	Wesley Robinson	09:03	1-3	1-2	1-2	3 2 5	2 1	4	2	1	1	0	0	2
5	Lorenzo Washington	02:31	0-1	0-0	0-0	1 1 0	0 0	0	1	0	0	0	0	1
22	Daniel Hackett	02:31	0-1	0-1	0-0	0 0 0	0 0	0	0	0	0	0	0	1
34	Logan Padgett	02:31	1-1	1-1	0-0	0 1 1	0 0	3	0	0	0	0	0	1
55	Raziel Hayun	02:31	1-1	1-1	0-0	0 0 0	0 0	3	0	0	0	0	0	1
Team						3 0 3				2				
Totals			23-68	8-26	7-11	12 20 32	16 15	61	10	18	5	1	9	-38

Technical Fouls:NONE

Shooting By Period	1st FG%	2nd FG%	3PT%	FT%
1st FG%	9-33 27.3%			
2nd FG%	1-8 12.5%			
3PT%	0-2 0%			
FT%	14-35 40.0%			
3PT%	7-18 38.9%			
FT%	7-9 77.8%			
GM FG%	23-68 33.8%			
3PT%	8-26 30.8%			
FT%	7-11 63.6%			

Dead Ball Rebounds: 3, 0

Kansas - 99

Record: 2-0

NO.	Name		Min	FG M-A	3P M-A	FT M-A	Rebounds OR DR TOT	Fouls PF FD	TP	AS	TO	ST	Blocks BS BA	+/-
24	KJ Adams, Jr.	F	20:47	7-8	0-0	0-0	3 2 5	1 0	14	2	1	2	0	23
1	Hunter Dickinson	C	20:25	7-14	1-1	3-4	3 5 8	0 3 3	18	1	1	1	1	25
3	Dajuan Harris Jr.	G	24:16	1-4	0-2	0-0	0 1 1	3 2 2	7	0	1	1	1	28
13	Elmarko Jackson	G	29:03	3-6	1-3	2-2	0 2 2	1 3 9	9	1	1	1	0	34
15	Kevin McCullar Jr.	G	25:40	5-9	1-5	4-4	0 7 7	1 4 15	4	1	2	1	0	31
25	Nicolas Timberlake		18:46	1-4	0-3	0-0	0 5 5	3 1 2	0	3	0	0	0	18
10	Johnny Furphy		20:15	6-10	3-7	0-0	1 2 3	3 0 15	0	2	0	0	0	14
23	Parker Braun		17:04	4-4	1-1	1-2	1 4 5	2 1 10	1	2	0	3	0	14
11	Jamari McDowell		13:42	1-4	1-2	2-2	2 4 6	0 1 5	1	1	1	0	0	5
20	Michael Jankovich		07:31	2-2	2-2	0-0	0 0 0	0 0 6	0	0	0	0	0	-1
22	Dillon White		02:31	1-2	0-0	1-2	1 0 1	1 1 3	0	1	0	0	0	-1
Team							0 2 2		0					
Totals				38-67	10-26	13-16	11 34 45	15 16	99	25	14	7	9	1 38

Technical Fouls:NONE

	MAN	KAN
Biggest lead	0 (1 <sup>st</sup> 20:00)	43 (2 <sup>nd</sup> 4:53)
Best Scoring Run	6 (2 <sup>nd</sup> 4:28)	9 (1 <sup>st</sup> 14:11)
Lead Changes	0	0
Times Tied	0	0
Time with Lead	00:00	39:30

Points from	MAN	KAN
Turnovers	19	22
Paint	20	50
Second Chance	7	11
Fast Breaks	6	14
Bench	21	41

Period by Period Scoring	1st	2nd	TOT
MAN	19	42	61
KAN	44	55	99

3

## #1/1 KANSAS 89, #17/16 KENTUCKY 84

Nov. 14, 2023 | Chicago, Ill. | United Center (23,500)

Kentucky - 84

Record: 2-1

No.	Name	Min	FG M-A	3P M-A	FT M-A	Rebounds OR DR TOT	Fouls PF FD	TP	AS	TO	ST	Blocks BS BA	+/-							
4	Tre Mitchell	F 39:12	2-4	1-1	3-7	2 4 6	4 6	8	3	0	2	2	0	-3						
1	Justin Edwards	G 29:00	0-6	0-3	1-2	1 3 4	2 1	1	2	2	0	1	1	4						
3	Adou Thiero	G 30:37	5-10	1-3	5-6	6 7 13	2 4	16	1	1	0	0	0	-26						
12	Antonio Reeves	G 34:01	7-25	3-17	7-7	3 5 8	2 5	24	1	1	0	0	2	-14						
21	D.J. Wagner	G 25:11	1-12	0-3	2-4	0 2 2	2 3	4	1	0	1	0	1	-23						
0	Rob Dillingham	16:04	6-12	4-5	2-2	0 2 2	5 2	18	3	2	2	0	0	15						
23	Jordan Burks	10:11	0-2	0-2	0-0	1 3 4	2 1	0	2	0	0	0	0	19						
15	Reed Sheppard	15:43	4-5	3-4	2-2	0 0 0	3 1	13	1	2	4	0	0	3						
Team						2 1 3			0	0										
Totals						25-76	12-38	22-30	15	27	42	22	23	84	14	8	9	3	4	-5

Technical Fouls: NONE

Technical Fouls:NONE

Shooting By Period	1st FG%	2nd FG%	3PT%	FT%
1st FG%	15-42 35.7%			
2nd FG%	9-23 39.1%			
3PT%	9-11 81.8%			
FT%	10-34 29.4%			
3PT%	3-15 20.0%			
FT%	13-19 68.4%			
GM FG%	25-76 32.9%			
3PT%	12-38 31.6%			
FT%	22-30 73.3%			

Dead Ball Rebounds: 6, 0

Kansas - 89

Record: 3-0

No.	Name		Min	FG M-A	3P M-A	FT M-A	Rebounds OR DR TOT	Fouls PF FD	TP	AS	TO	ST	Blocks BS BA	+/-
24	KJ Adams, Jr.	F	27:26	8-11	0-1	0-3	1 3 4	5 2	16	3	0	2	1	1 4
1	Hunter Dickinson	C	37:06	8-12	1-2	10-11	6 15 21	3 7 27	0	3	2	1	0	1 5
3	Dajuan Harris Jr.	G	37:34	7-12	5-6	4-5	0 2 2	3 3 3	23	7	4	0	1	0 8
13	Elmarco Jackson	G	23:42	4-4	0-2	5-6	0 1 1	3 3 3	7	2	3	1	0	0 2
15	Kevin McCullar Jr.	G	36:36	3-11	0-3	6-9	0 10 10	4 6 12	10	1	1	1	1	1 7
10	Johnny Furphy		11:57	0-2	0-2	0-0	0 1 1	3 0 0	0	0	1	0	0	0 3
25	Nicolas Timberlake		13:34	0-4	0-2	0-0	0 2 2	2 0 0	0	0	0	0	0	-13
3	Parker Braun		08:17	1-3	0-0	0-0	0 2 2	0 0 0	2	0	1	0	1	0 0
11	Jamari McDowell		03:46	0-0	0-0	2-2	0 1 1	0 1 2	0	0	0	0	0	0 9
Team							1 0 1		0	1				
Totals				28-59	6-18	27-36	8 37 45	23 22 89	22	14	7	4	3	5

BOX SCORES

5 #4/5 MARQUETTE 73, #1/1 KANSAS 59
Nov. 21, 2023 | Honolulu, Hawaii | Stan Sheriff Center (5,257)

Table with 15 columns: NO., Name, Min, FG, 3P, FT, Rebounds, Fouls, TP, AS, TO, ST, Blocks, +/-, Shooting By Period. Includes team totals and technical fouls.

Table with 15 columns: NO., Name, Min, FG, 3P, FT, Rebounds, Fouls, TP, AS, TO, ST, Blocks, +/-, Shooting By Period. Includes team totals and technical fouls.

Table with 15 columns: NO., Name, Min, FG, 3P, FT, Rebounds, Fouls, TP, AS, TO, ST, Blocks, +/-, Shooting By Period. Includes team totals and technical fouls.

6 #1/1 KANSAS 69, #7/8 TENNESSEE 60
Nov. 22, 2023 | Honolulu, Hawaii | Stan Sheriff Center (5,164)

Table with 15 columns: NO., Name, Min, FG, 3P, FT, Rebounds, Fouls, TP, AS, TO, ST, Blocks, +/-, Shooting By Period. Includes team totals and technical fouls.

Table with 15 columns: NO., Name, Min, FG, 3P, FT, Rebounds, Fouls, TP, AS, TO, ST, Blocks, +/-, Shooting By Period. Includes team totals and technical fouls.

Table with 15 columns: NO., Name, Min, FG, 3P, FT, Rebounds, Fouls, TP, AS, TO, ST, Blocks, +/-, Shooting By Period. Includes team totals and technical fouls.

7 AT #5/6 KANSAS 71, EASTERN ILLINOIS 63
Nov. 28, 2023 | Lawrence, Kan. | Allen Fieldhouse (16,300)

Table with 15 columns: NO., Name, Min, FG, 3P, FT, Rebounds, Fouls, TP, AS, TO, ST, Blocks, +/-, Shooting By Period. Includes team totals and technical fouls.

Table with 15 columns: NO., Name, Min, FG, 3P, FT, Rebounds, Fouls, TP, AS, TO, ST, Blocks, +/-, Shooting By Period. Includes team totals and technical fouls.

Table with 15 columns: NO., Name, Min, FG, 3P, FT, Rebounds, Fouls, TP, AS, TO, ST, Blocks, +/-, Shooting By Period. Includes team totals and technical fouls.

8 AT #5/6 KANSAS 69, #4/5 UCONN 65
Dec. 1, 2023 | Lawrence, Kan. | Allen Fieldhouse (16,300)

Table with 15 columns: NO., Name, Min, FG, 3P, FT, Rebounds, Fouls, TP, AS, TO, ST, Blocks, +/-, Shooting By Period. Includes team totals and technical fouls.

Table with 15 columns: NO., Name, Min, FG, 3P, FT, Rebounds, Fouls, TP, AS, TO, ST, Blocks, +/-, Shooting By Period. Includes team totals and technical fouls.

Table with 15 columns: NO., Name, Min, FG, 3P, FT, Rebounds, Fouls, TP, AS, TO, ST, Blocks, +/-, Shooting By Period. Includes team totals and technical fouls.

## BOX SCORES

9

## AT #2/3 KANSAS 88, KANSAS CITY 69

Dec. 5, 2023 | Lawrence, Kan. | Allen Fieldhouse (16,300)

Kansas City - 69

Record: 3-6

NO. Name	Min	FG M-A	3P M-A	FT M-A	Rebounds OR DR TOT	Fouls PF FD	TP	AS	TO	ST	Blocks BS BA	+/-
23 Allen David Mukeba	F 22:23	1-7	0-1	0-0	3 5 8	3 3	2	2	1	0	1 1	-8
5 Jamir Brown	G 30:07	2-13	0-6	0-0	2 3 5	2 0	4	1	1	1	0 1	-17
11 Anderson Kopp	G 34:45	5-12	1-6	4-4	1 5 6	2 3	15	2	1	1	0 1	-10
13 Khristion Courseault	G 31:01	7-12	2-3	2-4	0 4 4	2 3	18	4	4	0	0 0	-9
30 Cameron Faas	G 34:42	6-10	5-7	1-1	1 4 5	3 2	18	0	2	0	0 0	-15
32 Jeff Ngandu	10:45	1-1	0-0	2-4	1 2 3	3 2	4	0	0	0	0 0	-12
0 Artese Stapleton	08:59	2-4	0-1	0-0	0 0 0	0 0	4	1	1	0	0 0	-10
2 Babacar Diallo	06:14	0-1	0-1	0-0	0 2 2	0 0	0	1	1	2	0 0	-4
12 Promise Idiaru	01:28	0-0	0-0	0-0	0 0 0	0 0	0	0	0	0	0 0	-2
20 Melvyn Ebonkoli	07:09	1-2	0-0	0 0 0	1 0 1	1 1	2	1	0	0	0 0	1
25 Tyler Andrews	02:57	0-0	0-0	0 0 0	0 0 0	0 0	0	0	0	0	0 0	0
1 Jayson Petty	09:31	1-3	0-2	0-0	0 0 0	1 1	2	0	0	0	0 0	-9
Team					1 1 2	0 1						
<b>Totals</b>		26-65	8-27	9-13	10 26 36	17 15	69	12	13	3	1 3	-19

Technical Fouls: NONE

Shooting By Period		
1 <sup>st</sup> FG%	13-33	39.4%
3PT%	4-14	28.6%
FT%	9-9	0%
2 <sup>nd</sup> FG%	13-32	40.6%
3PT%	4-13	30.8%
FT%	9-10	90%
GM FG%	26-65	40.0%
3PT%	8-27	29.6%
FT%	9-13	69.2%

Dead Ball Rebounds: 3, 0

Kansas - 88

Record: 8-1

NO. Name	Min	FG M-A	3P M-A	FT M-A	Rebounds OR DR TOT	Fouls PF FD	TP	AS	TO	ST	Blocks BS BA	+/-
24 KJ Adams, Jr.	F 32:55	6-9	0-0	6-10	2 5 7	4 6	18	6	0	4	0 0	22
1 Hunter Dickinson	C 29:13	6-12	0-2	2-2	1 11 12	4 3	14	2	1	1	1 0	28
3 Dajuan Harris Jr.	G 35:26	3-6	2-3	0-0	0 1 1	1 0	8	7	2	1	0 0	10
13 Elmarko Jackson	G 22:48	2-5	1-3	0-0	1 0 1	3 2	5	3	2	0	0 0	13
15 Kevin McCullar Jr.	G 34:26	9-13	2-2	5-5	0 6 6	0 5	25	5	2	2	1 1	18
10 Johnny Furphy	13:36	4-7	2-4	0-0	0 2 2	0 0	10	0	0	2	1 0	12
23 Parker Braun	09:44	2-3	0-0	1-2	1 2 3	1 1	5	0	0	0	0 0	-6
25 Nicolas Timberlake	16:43	1-5	1-5	0-0	2 2 2	0 3	3	0	0	1	0 0	3
11 Jamari McDowell	05:09	0-1	0-1	0-0	0 1 1	0 0	0	0	0	0	0 0	-5
Team					2 0 2	0 0						
<b>Totals</b>		33-61	8-20	14-19	7 30 37	15 17	88	23	7	11	3 1	19

Technical Fouls: NONE

Shooting By Period		
1 <sup>st</sup> FG%	16-30	53.3%
3PT%	5-13	38.5%
FT%	7-8	87.5%
2 <sup>nd</sup> FG%	17-31	54.8%
3PT%	3-7	42.9%
FT%	7-11	63.6%
GM FG%	33-61	54.1%
3PT%	8-20	40.0%
FT%	14-19	73.7%

Dead Ball Rebounds: 0, 0

	UMK	KAN
<b>Biggest lead</b>	2 (1 <sup>st</sup> 19:41)	22 (2 <sup>nd</sup> 7:35)
<b>Best Scoring Run</b>	10 (2 <sup>nd</sup> 3:52)	10 (2 <sup>nd</sup> 1:15)
<b>Lead Changes</b>	1	
<b>Times Tied</b>	1	
<b>Time with Lead</b>	00:19	37:49

Points from	UMK	KAN
Turnovers	9	18
Paint	22	42
Second Chance	9	10
Fast Breaks	10	21
Bench	12	18

Period by Period Scoring	1st	2nd	TOT
UMK	30	39	69
KAN	44	44	88

10

## AT #2/3 KANSAS 73, MISSOURI 64

Dec. 9, 2023 | Lawrence, Kan. | Allen Fieldhouse (16,300)

Missouri - 64

Record: 7-3

NO. Name	Min	FG M-A	3P M-A	FT M-A	Rebounds OR DR TOT	Fouls PF FD	TP	AS	TO	ST	Blocks BS BA	+/-
23 Aidan Shaw	F 22:02	2-4	0-0	0-0	2 1 3	2 0	4	0	0	1	2 0	-12
35 Noah Carter	F 25:37	3-8	0-2	1-1	1 6 7	1 2	7	0	1	0	0 1	-1
2 Tamar Bates	G 24:49	1-5	1-3	1-2	1 3 4	3 4	4	1	1	0	0 0	-12
10 Nick Honor	G 35:08	5-14	4-8	3-4	0 1 1	3 4	17	2	3	2	0 1	-8
55 Sean East II	G 38:38	8-15	2-4	3-4	0 3 3	4 5	21	6	5	2	0 1	-6
14 Anthony Robinson II	08:03	1-3	0-0	0-0	0 0 0	2 0	2	0	0	2	0 1	-1
75 Connor Vanover	18:07	4-6	0-2	1-2	0 2 2	2 1	9	0	0	1	2 0	-2
11 Trent Pierce	11:21	0-2	0-2	0-0	0 2 2	1 0	0	0	2	0	0 0	2
4 Curt Lewis	08:41	0-0	0-0	0-0	0 0 0	0 0	0	2	0	0	0 0	-4
0 Jordan Butler	03:05	0-1	0-0	0-0	1 0 1	1 0	0	0	0	0	0 0	-2
13 Jesus Carralero Martin	02:45	0-0	0-0	0-0	0 0 0	0 0	0	0	0	0	1 0	0
45 Mabor Majak	01:44	0-0	0-0	0-0	0 0 0	0 0	0	0	0	0	0 0	1
Team					2 0 2	0 0						
<b>Totals</b>		24-58	7-21	9-13	7 18 25	19 16	64	11	12	8	5 4	-9

Technical Fouls: NONE

Shooting By Period		
1 <sup>st</sup> FG%	12-33	36.4%
3PT%	5-15	33.3%
FT%	9-9	0%
2 <sup>nd</sup> FG%	12-25	48.0%
3PT%	2-6	33.3%
FT%	9-13	69.2%
GM FG%	24-58	41.4%
3PT%	7-21	33.3%
FT%	9-13	69.2%

Dead Ball Rebounds: 2, 0

Kansas - 73

Record: 9-1

NO. Name	Min	FG M-A	3P M-A	FT M-A	Rebounds OR DR TOT	Fouls PF FD	TP	AS	TO	ST	Blocks BS BA	+/-
24 KJ Adams, Jr.	F 37:12	7-13	0-0	3-4	1 1 2	1 3	17	5	5	0	1 1	5
1 Hunter Dickinson	C 35:01	6-9	0-0	1-1	5 11 16	1 2	13	1	3	1	0 0	7
3 Dajuan Harris Jr.	G 40:00	3-6	0-1	2-2	0 2 2	4 1	8	5	4	1	1 1	9
13 Elmarko Jackson	G 25:54	2-5	1-2	6-7	0 1 1	4 5	11	1	0	1	0 0	15
15 Kevin McCullar Jr.	G 38:51	4-15	1-4	8-9	3 6 9	1 6	17	4	3	3	0 2	9
10 Johnny Furphy	07:39	0-1	0-0	0-0	1 3 4	3 2	0	0	0	0	0 0	1
25 Nicolas Timberlake	05:43	1-3	1-2	0-0	1 0 1	1 0	3	0	1	0	0 1	4
23 Parker Braun	04:59	2-2	0-0	0-0	0 0 0	1 0	4	0	0	0	2 0	2
11 Jamari McDowell	04:41	0-2	0-1	0-0	0 0 0	0 0	0	0	0	0	0 0	-7
Team					2 5 7	0 0						
<b>Totals</b>		25-56	3-10	20-23	13 29 42	16 19	73	16	16	6	4 5	9

Technical Fouls: NONE

Shooting By Period		
1 <sup>st</sup> FG%	15-33	45.5%
3PT%	3-7	42.9%
FT%	8-8	100%
2 <sup>nd</sup> FG%	10-23	43.5%
3PT%	0-3	0.0%
FT%	12-15	80%
GM FG%	25-56	44.6%
3PT%	3-10	30.0%
FT%	20-23	87.0%

Dead Ball Rebounds: 3, 0

	MIZ	KAN
<b>Biggest lead</b>	9 (1 <sup>st</sup> 12:45)	18 (2 <sup>nd</sup> 11:28)
<b>Best Scoring Run</b>	6 (2 <sup>nd</sup> 9:03)	14 (1 <sup>st</sup> 0:00)
<b>Lead Changes</b>	2	
<b>Times Tied</b>	1	
<b>Time with Lead</b>	14:14	24:30

Points from	MIZ	KAN
Turnovers	9	13
Paint	28	42
Second Chance	0	17
Fast Breaks	5	10
Bench	11	7

Period by Period Scoring	1st	2nd	TOT
MIZ	29	35	64
KAN	41	32	73

11

## #2/2 KANSAS 75, AT -/RV INDIANA 71

Dec. 16, 2023 | Bloomington, Ind. | Simon Skjodt Assembly Hall (17,222)

Indiana - 71

Record: 10-1

NO. Name	Min	FG M-A	3P M-A	FT M-A	Rebounds OR DR TOT	Fouls PF FD	TP	AS	TO	ST	Blocks BS BA	+/-
24 KJ Adams, Jr.	F 35:51	6-12	0-0	2-3	4 0 4	3 3	14	3	3	1	1 0	8
1 Hunter Dickinson	C 37:51	8-17	0-1	1-2	3 11 14	1 4	17	1	1	1	1 1	9
3 Dajuan Harris Jr.	G 40:00	5-9	2-4	0-0	0 2 2	2 0	12	5	3	2	0 0	4
13 Elmarko Jackson	G 24:59	2-6	1-3	0-0	0 1 1	1 0	5	3	1	2	0 0	-6
15 Kevin McCullar Jr.	G 37:15	3-11	2-5	13-16	0 6 6	4 10	21	4	2	3	1 1	0
10 Johnny Furphy	07:23	0-1	0-1	1-2	0 2 2	1 1	1	0	0	0	1 0	7
25 Nicolas Timberlake	06:18	0-2	0-2	0-1	0 1 1	1 2	0	1	0	0	0 0	-5
23 Parker Braun	02:01	1-1	0-0	0-0	0 0 0	1 0	2	0	0	0	0 0	-6
11 Jamari McDowell	08:22	1-2	1-2	0-0	0 1 1	1 3	0	1	0	0	0 0	9
Team					2 3 5	0 0						
<b>Totals</b>		26-61	6-18	17-24	9 27 36	15 21	75	18	11	9	4 2	4

Technical Fouls: NONE

Shooting By Period		
1 <sup>st</sup> FG%	12-34	35.3%
3PT%	2-10	20.0%
FT%	6-10	60%
2 <sup>nd</sup> FG%	14-27	51.9%
3PT%	4-8	50.0%
FT%	11-14	78.6%
GM FG%	26-61	42.6%
3PT%	6-18	33.3%
FT%	17-24	70.8%

Dead Ball Rebounds: 5, 0

Indiana - 71

Record: 7-3

NO. Name		Min	FG M-A	3P M-A	FT M-A	Rebounds OR DR TOT	Fouls PF FD	TP	AS	TO	ST	Blocks BS BA	+/-
5 Malik Reneau	F	24:34	5-13	2-4	1-2	2 1 3	4 2 13	4	2	0	0	1	-7
21 Mackenzie Mgbako	F	24:28	4-9	2-4	4-5	0 5 5	4 3 14	0	2	1	0	0	12
1 Ke'el Ware	C	39:18	3-12	0-2	5-6	3 12 15	2 3 11	2	3	2	1	2	-4
2 Gabe Cupps	G	37:23	1-4	0-1	0-0	0 2 2	2 1 2	1	1	2	0	0	-4
32 Trey Galloway	G	37:50	12-17	2-4	2-4	1 2 3	5 3 28	1	5	0	0	0	-1
10 Kaleb Banks		15:32	0-2	0-1	0-0	0 0 0	4 0 0	1	1	0	0	0	-16
4 Anthony Walker		16:08	0-1	0-0	3-4	0 3 3	0 2 3	1	0	1	1	0	3
11 CJ Gunn		04:47	0-1	0-0	0-1	0 2 2	0 1 0	0	0	0	0	0	-3
Team						4 1 5	0	0	0				
Totals			25-59	6-16	15-22	10 28 38	21 15 71	10	14	6	2	4	-4

BOX SCORES

13

#2/2 KANSAS 86, WICHITA STATE 67  
Dec. 30, 2023 | Kansas City, Mo. | T-Mobile Center (18,702)

Wichita St. - 67										Record: 8-5											
NO.	Name	Min	FG		3P	FT	Rebounds		Fouls		TP	AS	TO	ST	Blocks		+/-	Shooting By Period			
			M-A	M-A	M-A	OR	DR	TOT	PF	FD					BS	BA					
11	Kenny Ponto	F 27:32	3-10	1-3	1-2	1	5	6	0	2	8	4	0	2	0	1	-15	1st	FG%	12.32	37.5%
15	Quincy Ballard	C 18:31	5-5	0-0	0-1	1	3	4	2	1	10	0	3	0	0	0	-13	3PT%	2-7	28.6%	
1	Xavier Bell	G 28:12	4-9	1-3	2-4	0	1	1	0	2	11	2	1	0	0	1	-14	FT%	1-2	50%	
4	Colby Rogers	G 32:08	4-15	1-7	0-0	0	2	2	2	0	9	2	3	2	2	0	-27	2nd FG%	16-34	47.1%	
20	Harlond Beverly	G 19:59	2-9	0-1	1-1	0	3	3	2	1	5	3	2	0	0	0	-15	3PT%	2-13	15.4%	
5	Isaac Abidde	17:32	2-4	0-1	2-3	0	5	5	4	2	6	0	1	0	0	0	2	FT%	6-12	50%	
10	Dalen Ridginal	29:09	6-8	1-3	0-1	1	6	7	1	2	13	0	1	3	2	0	0	GM FG%	28-66	42.0%	
55	Bijan Cortes	13:08	1-2	0-0	1-2	0	1	1	0	4	3	2	2	0	0	0	-12	3PT%	4-20	20.0%	
3	Ronnie DeGray III	09:03	0-3	0-2	0-0	1	0	1	3	1	0	0	1	0	0	0	0	FT%	7-14	50.0%	
24	Jacob Germany	02:10	0-0	0-0	0-0	2	2	0	0	0	0	0	0	0	0	0	-5	Dead Ball Rebounds: 3.0			
14	Trevor McBride	01:18	1-1	0-0	0-0	0	0	0	0	0	0	0	0	0	0	0	2				
21	Henry Thengvall	01:18	0-0	0-0	0-0	0	0	0	0	0	0	0	0	0	0	0	2				
Team						3	3	6			0		1								
Totals			28-66	4-20	7-14	7	31	38	14	15	67	13	15	7	2	2	-19				
Technical Fouls: NONE																					

Kansas - 86															Record: 12-1														
NO. Name		Min	FG	3P	FT	Rebounds	Fouls	TP	AS	TO	ST	Blocks	+/-		Shooting By Period														
			M-A	M-A	M-A	OR DR TOT	PF FD					BS BA			1st FG%	16-34	47-1%												
24	KJ Adams, Jr.	F 31:37	4-8	0-0	1-2	3 8 11	1 3	9	5	1	0	0	0	32	3PT%	4-11	36.4%												
1	Hunter Dickinson	C 30:25	10-17	2-3	0-0	5 8 13	1 1	22	4	1	3	1	0	20	FT%	7-9	77.8%												
3	Dajuan Harris Jr.	G 35:30	2-5	2-3	0-0	0 0 0	0 0	6	9	2	1	0	0	27	2nd FG%	15-40	37.5%												
13	Elmarko Jackson	G 27:07	5-10	2-3	0-0	1 1 2	3 0	12	2	2	1	0	0	18	3PT%	3-16	18.8%												
15	Kevin McCullar Jr.	G 31:53	5-14	0-4	10-10	0 7 7	1 5	20	2	1	2	0	0	18	FT%	10-10	100%												
25	Nicolas Timberlake	06:51	0-5	0-4	0-0	0 1 1	3 0	0	0	0	1	0	0	-11	GM FG%	31-74	41.9%												
23	Parker Braun	09:35	2-3	0-1	0-0	0 0 0	4 0	4	0	0	0	0	1	-1	3PT%	3-27	25.9%												
10	Johnny Furphy	13:49	2-6	1-5	2-3	0 3 3	2 3	7	0	0	0	0	1	-4	FT%	17-19	89.5%												
11	Jamari McDowell	08:01	1-3	0-1	4-4	3 0 3	0 2	6	1	0	1	0	0	-2	Dead Ball Rebounds: 0														
12	Wilder Evers	01:18	0-1	0-1	0-0	0 1 1	0 0	0	0	0	0	0	0	-2															
14	Patrick Cassidy	01:18	0-1	0-1	0-0	0 0 0	0 0	0	0	0	0	0	0	-2															
20	Michael Jankovich	01:18	0-1	0-1	0-0	2 0 2	0 0	0	0	0	0	0	0	-2															
22	Dillon Wilhite	01:18	0-0	0-0	0-0	0 0 0	0 0	0	0	1	0	0	0	-2															
Team						0 5 5	0 0	0	0																				
Totals			31-74	7-27	17-19	14 34 48	15 14	86	23	8	10	2 2	-19																

		WSU		KAN		Points from		WSU		KAN		Period by Period Scoring	
Biggest lead		0 (1 <sup>st</sup> 20:00)		28 (2 <sup>nd</sup> 13:21)		Turnovers		6		15		1st 2nd TOT	
Best Scoring Run		6 (2 <sup>nd</sup> 11:07)		10 (2 <sup>nd</sup> 18:43)		Paint		36		44		WSU	
Lead Changes		0				Second Chance		7		10		27	
Times Tied		2				Fast Breaks		7		14		KAN	
Time with Lead		00:00		38:25		Bench		24		17		43	
												43	
												86	

15

AT UCF 65, #3/3 KANSAS 60  
Jan. 10, 2024 | Orlando, Fla. | Addition Financial Arena (9,469)

Kansas - 60			Record: 13-2 (1-1)																		
NO. Name		Min	FG	3P	FT	Rebounds			Fouls		TP	AS	TO	ST	Blocks	+/-	Shooting By Period				
			M-A	M-A	M-A	OR	DR	TOT	PF	FD					BS	BA		1st	FG%	17-25	68.0%
24	KJ Adams, Jr.	F 38:02	5-7	0-1	0-1	2	5	7	2	2	10	3	4	0	1	1	-10	3PT%	3-7	42.9%	
1	Hunter Dickinson	C 27:53	5-9	1-3	1-2	0	4	4	2	2	12	1	2	2	0	0	5	FT%	0-0	0%	
3	Dajuan Harris Jr.	G 37:03	2-8	0-3	1-2	2	0	2	0	2	5	8	3	1	0	2	1	2nd	FG%	7-22	31.8%
13	Elmarko Jackson	G 21:48	0-0	0-0	0	0	0	0	3	0	0	2	2	0	0	0	-16	3PT%	3-11	27.3%	
15	Kevin McCullar Jr.	G 37:08	5-10	3-5	3-4	1	5	6	2	3	0	16	5	1	0	2	-7	FT%	6-11	54.5%	
10	Johnny Furphy	17:30	4-8	1-4	0-0	2	2	4	1	0	9	1	0	1	0	1	7	GM	FG%	24-47	51.1%
23	Parker Braun	08:43	1-2	1-1	0-0	0	3	3	1	1	3	0	0	1	1	1	-5	3PT%	6-18	33.3%	
25	Nicolas Timberlake	09:56	2-3	0-1	1-2	0	0	0	2	1	5	0	1	0	0	0	1	FT%	6-11	54.5%	
11	Jamari McDowell	01:57	0-0	0-0	0-0	0	0	0	0	0	0	0	0	0	0	0	-1	Dead Ball Rebounds: 1, 0			
Team						1	5	6			0		1								
Totals			24-47	6-18	6-11	8	24	32	15	13	60	20	18	6	2	7	-5	Technical Fouls: NONE			



## BOX SCORES

17

## #3/4 KANSAS 90, AT OKLAHOMA STATE 66

Jan. 16, 2024 | Stillwater, Okla. | Gallagher-Iba Arena (8,570)

Kansas - 90														
Record: 15-2 (3-1)														
NO. Name	Min	FG M-A	3P M-A	FT M-A	Rebounds OR DR TOT	Fouls PF FD	TP	AS	TO	ST	Blocks BS BA	+/-		
24 KJ Adams, Jr.	F 34:18	8-10	0-0	0-0	1 3 4	3 1	16	5	2	0	1 0	22		
1 Hunter Dickinson	C 30:12	9-14	0-2	3-5	2 5 7	3 5	21	2	2	0	2 0	24		
3 Dajuan Harris Jr.	G 30:60	4-6	0-0	3-4	0 2 2	2 2	11	3	1	3	0 0	21		
10 Johnny Furphy	G 35:38	5-6	3-4	2-2	1 6 7	1 1	15	2	0	0	2 0	22		
15 Kevin McCullar Jr.	G 35:12	7-14	1-4	3-3	1 5 6	1 4	18	8	3	1	0 0	25		
13 Elmarko Jackson	G 22:44	1-3	0-1	0-2	1 0 1	1 1	2	1	2	1	0 0	0		
23 Parker Braun	09:48	0-1	0-0	2-2	0 3 3	4 2	2	0	0	0	2 0	0		
25 Nicolas Timberlake	08:42	1-2	0-0	0-0	2 2 2	1 0	2	0	0	0	2 0	7		
11 Jamari McDowell	03:00	0-0	0-0	0-0	0 0 0	1 0	0	0	0	0	0 0	-1		
20 Michael Jankovich	02:26	1-2	1-2	0-0	0 0 0	0 0	3	0	0	0	0 0	-1		
Team					0 1 1			0	1					
Totals		36-58	5-13	13-18	6 27 33	17 16	90	21	11	7	7 0	24		

Technical Fouls:NONE

Oklahoma St. - 66														
Record: 8-9 (0-4)														
NO. Name	Min	FG M-A	3P M-A	FT M-A	Rebounds OR DR TOT	Fouls PF FD	TP	AS	TO	ST	Blocks BS BA	+/-		
2 Eric Dailey Jr.	F 20:56	4-5	0-0	1-2	1 0 1	3 1	9	0	0	1	0 1	-16		
23 Brandon Garrison	C 26:07	3-6	0-0	4-6	2 3 5	4 6	10	1	3	1	0 1	-15		
1 Bryce Thompson	G 26:01	5-11	3-7	7-8	0 1 1	4 6	20	2	1	2	0 1	-25		
5 Quinn Williams	G 28:24	2-3	1-1	1-2	3 2 5	2 1	6	0	4	2	0 0	-18		
12 Javon Small	G 28:27	1-10	0-4	0-0	2 2 2	1 0	2	7	5	0	0 3	-22		
51 John-Michael Wright	11:11	0-3	0-1	0-0	0 0 0	0 0	0	0	1	0	0 0	-2		
2 Mike Marsh	11:24	1-4	0-0	0-0	1 1 2	0 0	2	0	0	0	0 1	-11		
4 Jarius Hicklen	22:04	3-6	2-5	2-2	0 1 1	0 1	10	0	0	2	0 0	-10		
13 Connor Dow	16:13	1-4	0-3	3-3	0 2 2	0 1	5	1	1	0	0 0	-1		
21 Justin McBride	03:17	1-1	0-0	0-1	0 3 3	1 1	2	0	0	0	0 0	-1		
14 Jamyron Keller	02:26	0-0	0-0	0-0	0 0 0	1 0	0	0	0	0	0 0	1		
Team					0 3 3			0	0					
Totals		21-53	6-21	18-24	7 18 25	16 17	66	11	14	9	0 7	-24		

Technical Fouls:NONE

		KANSAS	OSU			Points from	KANSAS	OSU			
		28 (2 <sup>nd</sup> 12:05)	0 (1 <sup>st</sup> 20:00)			Turnovers	22	7			
		12 (2 <sup>nd</sup> 12:05)	7 (2 <sup>nd</sup> 9:27)			Paint	46	24			
		0				Second Chance	12	7			
		0				Fast Breaks	20	3			
		39:40	00:00			Bench	9	19			

19

## AT #7/8 KANSAS 74, CINCINNATI 69

Jan. 22, 2024 | Lawrence, Kan. | Allen Fieldhouse (16,300)

Cincinnati - 69														
Record: 13-6 (2-4)														
NO. Name	Min	FG M-A	3P M-A	FT M-A	Rebounds OR DR TOT	Fouls PF FD	TP	AS	TO	ST	Blocks BS BA	+/-		
30 Viktor Lakhin	F 26:21	1-6	0-1	5-8	4 4 8	3 5	7	2	1	0	0 0	-4		
41 Simas Lukosius	F 26:48	1-9	0-6	2-2	1 2 3	2 1	4	1	2	1	1 0	-2		
55 Aziz Bandoago	C 28:30	2-3	0-0	2-2	3 8 11	2 2	6	0	4	0	1 1	4		
1 Day Day Thomas	G 22:46	4-10	0-3	1-1	2 1 3	5 1	9	3	1	1	0 0	-1		
15 John Newman III	G 28:03	4-8	0-1	3-4	1 1 2	3 2	11	0	1	1	0 0	-13		
0 Dan Skilings Jr.	31:18	6-14	3-6	1-2	2 3 5	3 1	16	0	3	2	0 0	3		
13 Jamille Reynolds	11:02	2-4	0-0	2-2	1 2 3	1 2	6	0	1	0	0 0	-10		
2 Jizzie James	18:26	4-7	0-1	2-2	0 0 0	0 3	10	1	3	0	0 0	-2		
10 Josh Reed	06:47	0-0	0-0	0-0	0 2 2	4 0	0	0	0	1	0 0	0		
Team					2 1 3			0	0					
Totals		24-61	3-18	18-23	16 24 40	23 17	69	7	16	6	2 1	-5		

Technical Fouls:NONE

Kansas - 74														
Record: 16-3 (4-2)														
NO. Name	Min	FG M-A	3P M-A	FT M-A	Rebounds OR DR TOT	Fouls PF FD	TP	AS	TO	ST	Blocks BS BA	+/-		
24 KJ Adams, Jr.	F 34:40	5-8	0-0	1-2	1 2 3	3 1	11	2	3	1	0 0	8		
1 Hunter Dickinson	C 29:40	4-7	0-1	2-2	1 5 6	4 2	10	1	0	1	1 0	6		
3 Dajuan Harris Jr.	G 37:35	3-10	1-2	1-1	0 1 1	2 2	8	8	5	2	0 1	8		
10 Johnny Furphy	G 36:36	7-8	3-4	6-9	3 8 11	3 6	23	0	2	2	0 0	8		
15 Kevin McCullar Jr.	G 35:24	5-17	2-6	8-12	1 4 5	1 11	20	5	1	3	0 0	8		
13 Elmarko Jackson	12:37	0-0	0-0	2-2	0 1 1	1 2	1	2	0	0	2 0	-6		
23 Parker Braun	09:52	0-1	0-0	0-0	0 1 1	0 0	0	1	0	1	0 1	3		
25 Nicolas Timberlake	01:57	0-1	0-1	0-0	0 0 0	1 0	0	0	0	0	0 0	-6		
11 Jamari McDowell	01:39	0-0	0-0	0-0	0 0 0	0 0	0	0	0	0	0 0	-4		
Team					0 1 1			0	0					
Totals		24-52	6-14	20-28	6 23 29	17 23	74	17	11	12	1 2	5		

Technical Fouls:NONE

		CIN	KAN			Points from	CIN	KAN			
		2 (1 <sup>st</sup> 18:49)	12 (1 <sup>st</sup> 13:02)			Turnovers	8	15			
		7 (1 <sup>st</sup> 6:42)	10 (1 <sup>st</sup> 16:27)			Paint	24	32			
		3				Second Chance	13	8			
		3				Fast Breaks	10	9			
		01:34	33:30			Bench	32	2			

18

## AT WEST VIRGINIA 91, #3/4 KANSAS 85

Jan. 20, 2024 | Morgantown, W. Va. | WVU Coliseum (12,208)

Kansas - 85														
Record: 15-3 (3-2)														
NO. Name	Min	FG M-A	3P M-A	FT M-A	Rebounds OR DR TOT	Fouls PF FD	TP	AS	TO	ST	Blocks BS BA	+/-		
24 KJ Adams, Jr.	F 38:27	4-6	0-0	3-5	1 3 4	2 5	11	3	2	0	0 0	-1		
1 Hunter Dickinson	C 35:44	7-14	0-2	5-6	2 3 5	2 4	19	5	4	2	0 0	-4		
3 Dajuan Harris Jr.	G 35:58	2-5	0-2	0-0	0 0 0	3 0	4	5	0	5	1 0	-5		
10 Johnny Furphy	G 31:22	4-12	3-9	2-2	2 5 7	4 2	13	3	0	0	0 2	-1		
15 Kevin McCullar Jr.	G 32:20	10-14	2-4	2-3	0 4 4	3 6	24	5	1	0	0 0	-2		
13 Elmarko Jackson	08:16	1-2	0-1	0-0	0 1 1	2 0	2	0	0	0	0 0	-11		
23 Parker Braun	04:02	0-0	0-0	0-0	2 0 0	3 5	23	0	1	0	0 0	-1		
25 Nicolas Timberlake	13:47	4-7	2-5	2-2	0 1 1	1 1	12	0	0	0	0 0	-5		
11 Jamari McDowell	00:04	0-0	0-0	0-0	0 0 0	1 0	0	0	0	0	0 0	0		
Team					0 0 0			0	0					
Totals		32-60	7-23	14-18	5 17 22	19 18	85	22	7	8	3 2	-6		

Technical Fouls:NONE

West Virginia - 91												
Record: 7-11 (2-3)												
NO. Name	Min	FG M-A	3P M-A	FT M-A	Rebounds OR DR TOT	Fouls PF FD	TP	AS	TO	ST	Blocks BS BA	+/-
13 Akok Akok	F 18:12	2-4	1-2	0-0	0 1 1	1 0	5	1	0	0	0	12
24 Pat Suemnick	F 34:32	8-15	0-0	4-6	4 2 6	4 4 20	2	2	2	1	1	2
2 Kobe Johnson	G 27:15	3-4	1-2	0-0	0 0 0	1 0 7	1	1	1	0	0	-5
3 Kerr Kriska	G 26:23	4-6	3-4	4-4	0 3 3	3 2 15	3	6	2	0	0	-8
24 RaeQuon Battle	G 29:53	7-14	3-7	6-7	2 7 9	3 5 23	2	1	0	1	1	1
11 Quinn Slazinski	27:05	2-5	1-3	3-4	2 3 5	3 3 8	3	2	0	0	1	18
14 Seth Wilson	15:13	3-3	3-3	0-0	3 3 3	2 0 9	0	0	0	0	0	14
1 Noah Farrakhan	17:51	0-5	0-0	4-4	1 3 4	1 5 4	6	1	0	0	0	18
22 Josiah Harris	03:37	0-0	0-0	0-0	0 0 0	0 0 0	0	1	0	0	0	2
Team					0 0 0		0	0				
Totals		29-56	12-21	21-25	2-0	22 31	18 19 91	19	13	3	2	3
Technical Fouls: NONE												

## BOX SCORES

**21 AT #8/9 KANSAS 83, OKLAHOMA STATE 54**  
Jan. 30, 2024 | Lawrence, Kan. | Allen Fieldhouse (16,300)

Oklahoma St. - 54			Record: 9-12 / 1-7												
NO.	Name	Min	FG M/A	3P M/A	FT M/A	Rebounds OR DR TOT	Fouls PF FO	TP	AS	TO	ST	Blocks BS BA	+/-		
23	Brandon Garrison	C 28:37	3-8	0-0	5-9	1	4	5	3	11	1	3	2	-21	
1	Bryce Thompson	G 04:29	3-1	0-1	0-0	0	0	0	1	0	2	0	0	-4	
12	Jayvon Small	G 30:41	0-10	2-8	0-0	0	0	0	8	2	2	1	0	-24	
13	Connor Dow	G 23:39	0-4	0-4	0-0	0	7	7	3	0	1	1	1	-23	
51	John-Michael Wright	G 34:02	4-13	4-10	4-5	0	2	2	1	3	16	1	0	-19	
2	Eric Dailey Jr.	15:21	2-7	0-0	0-2	3	0	3	2	2	4	1	1	-10	
4	Jarius Hicklen	19:18	1-5	1-3	0-0	0	3	3	1	0	3	0	1	-18	
5	Quion Williams	18:31	1-3	0-0	2-2	3	3	6	2	1	4	0	0	-14	
32	Mike Marsh	05:03	0-2	0-0	0-0	0	1	1	1	0	0	1	0	-4	
14	Jamylon Keller	08:53	1-3	0-2	1-1	0	0	0	1	3	0	1	0	-1	
21	Justin McBride	05:26	2-2	1-1	0-0	0	1	1	0	5	0	1	0	-7	
Team						2	0	2	0	0	0				
Totals			17-58	8-29	12-19	9	21	30	14	12	54	8	10	6	-29

Shooting By Period

1 <sup>st</sup> FG%	8-28	28.6%
1 <sup>st</sup> FT%	5-14	35.7%
2 <sup>nd</sup> FG%	5-6	83.3%
2 <sup>nd</sup> FT%	9-30	30.0%
3 <sup>rd</sup> FG%	3-15	20.0%
3 <sup>rd</sup> FT%	7-13	53.8%
GM FG%	17-58	29.3%
GM FT%	8-29	27.6%
FT%	12-19	63.2%

Dead Ball Rebounds: 3.0

Kansas - 83		Record: 17-4 (5-3)																		
NO.	Name	Min	FG M-A	3P M-A	FT M-A	Rebounds OR DR TOT	Fouls PF FO	TP	AS	TO	ST	Blocks BS BA	+/-	Shooting By Period						
24	KJ Adams, Jr.	F 30:58	7-7	0-0	2-2	0 2 2	2	4	16	6	2	2	1	0	22	1 <sup>st</sup> FG% 18.28	64.3%			
	Hunter Dickinson	G 27:32	8-14	0-1	0	1 10 11	3	2	16	2	1	1	0	0	26	3PT% 5-10	50.0%			
3	Dajuan Harris Jr.	G 29:57	5-9	2-3	0-0	0 3 3	1	1	12	7	1	1	0	0	18	FT% 3-4	75.0%			
10	Johnny Furphy	G 32:17	4-7	1-3	2-4	1 5 6	2	3	11	2	0	0	1	0	28	2 <sup>nd</sup> FG% 16-31	51.6%			
13	Elmarco Jackson	G 25:21	4-8	2-2	0-0	2 2 2	1	1	10	1	2	0	0	0	13	3PT% 3-8	37.5%			
25	Nicolas Timberlake	24:25	2-8	1-5	2-2	0 6 6	1	2	7	2	1	2	0	0	24	FT% 4-5	80.0%			
23	Parker Braun	10:16	0-1	0-1	0	1 5 6	1	0	0	1	3	1	0	0	1	GM FG% 34-59	57.6%			
11	Jamari McDowell	10:28	2-3	1-2	1-1	1 2 3	0	1	6	1	0	0	1	0	4	3PT% 8-18	44.4%			
20	Michael Janovitch	04:22	1-1	1-1	0-0	0 0 0	0	0	3	0	0	0	0	0	5	FT% 7-9	77.8%			
12	Wilder Evers	02:12	1-1	0-0	0-0	0 1 1	0	0	2	0	0	0	0	0	2	Dead Ball Rebounds: 1.0				
22	Dillon Wilhite	02:12	0-0	0-0	0-0	0 0 0	0	0	0	0	0	0	0	0	2					
Team						1 0 1		0		0										
Totals			34-59	8-18	7-9	5 36 41	12 14	83	22	10	7	4	1	29		Technical Fouls: NONE				

	OSU	KAN	Points from	OSU	KAN	Period by Period Scoring			
Biggest lead	0 (1 <sup>st</sup> 20:00)	31 (2 <sup>nd</sup> 0:35)	Turnovers	12	9		1st	2nd	TOT
Best Scoring Run	5 (2 <sup>nd</sup> 10:57)	12 (1 <sup>st</sup> 5:45)	Point	14	44				
Lead Changes			Second Chance	2	2	OSU	26	28	54
Times Tied	0		Fast Breaks	7	15	KAN	44	39	83
Time with Lead	00:00	39:44	Bench	19	18				

**23** **AT KANSAS STATE 75, #4/4 KANSAS 70 (OT)**  
Feb. 5, 2024 | Manhattan, Kan. | Bramlage Coliseum (11,010)

Kansas - 70			Record: 18-5 (6-4)																													
NO.	Name	Min	FG		3P	FT	Rebounds		Fouls		TP	AS	TO	Blocks		+/-																
			M	A	M	A	OR	DR	PF	FD				BS	BA																	
4	KJ Adams, Jr.	F 43:22	6-12	0-0	1-1	0	2	2	5	1	13	4	1	0	0	-1																
1	Hunter Dickinson	C 35:52	8-18	0-2	5-6	5	7	12	5	3	21	2	1	1	1	-6																
3	Dajuan Harris Jr.	G 42:38	5-10	1-3	4-4	0	2	2	2	3	15	8	3	2	1	-4																
10	Johnny Furphy	G 38:22	2-7	0-4	0-0	2	2	4	4	2	4	1	0	0	0	-3																
15	Kevin McCullar Jr.	G 43:28	6-18	2-5	1-5	0	6	6	1	5	15	6	2	4	0	-3																
3	Elmarko Jackson	04:47	1-2	0-0	0-0	0	0	0	1	0	2	0	0	0	0	-3																
23	Parker Braun	10:17	0-0	0-0	0-0	0	4	4	1	0	0	2	0	0	0	-1																
25	Nicolas Timberlake	06:02	0-0	0-0	0-0	0	2	2	0	0	0	0	0	0	0	-2																
11	Jamari McDowell	00:06	0-1	0-1	0-0	0	0	0	0	0	0	0	0	0	0	-1																
20	Michael Jankovich	00:06	0-0	0-0	0-0	0	0	0	0	0	0	0	0	0	0	-1																
Team									0		1	0																				
Totals			28-68		3-15		11-16		7		26		33		19		14		70		21		9		11		2		4		-5	

Shooting By Period

1st FG% 12.27 44.4%

3PT% 2.5 40.0%

FT% 6.7 85.7%

2nd FG% 14.32 83.3%

3PT% 1.7 14.3%

FT% 3.6 50.0%

3rd FG% 2.9 22.2%

3PT% 0.3 0.0%

FT% 2.3 66.7%

GM FG% 28.68 41.2%

3PT% 3.15 20.0%

FT% 11.16 68.8%

Dead Ball Rebounds: 31

Technical Fouls: NONE

Kansas St. - 75			Record: 15-8 (3-5)																				
NO.	Name		Min	FG	3P	FT	Rebounds	Fouls	TP	AS	TO	Stl	Blocks	BS	+/-	Shooting By Period							
				M	M	M	R	DR	FF	F						1 <sup>st</sup>	2 <sup>nd</sup>	3 <sup>rd</sup>					
24	Arthur Kaluma	F	41:23	4-11	1-6	4-4	2	6	8	4	2	13	2	3	1	0	6	1					
20	Jerrell Colbert	C	16:01	0-2	0-0	0-2	2	1	3	2	2	0	3	1	2	0	18	1					
2	Tyler Perry	G	45:00	7-15	4-10	8-9	1	4	5	1	5	26	4	3	2	0	18	2					
4	Dai Dai Ames	G	22:37	2-4	1-1	1-2	0	1	1	1	6	2	2	2	1	0	-15	1					
5	Cam Carter	G	44:33	6-14	3-7	4-5	0	11	11	2	4	19	2	4	1	1	5	1					
13	Will McNair Jr.		28:59	3-7	0-1	0-0	0	3	3	1	6	0	3	0	0	1	-13	1					
1	David N'Guessan		26:27	2-5	0-1	1-4	2	5	7	3	1	5	2	0	0	1	0	19					
Team							2	3	5		0	1											
Totals				24-58	9-26	18-26	9	34	43	14	19	75	15	16	6	4	2	5	5				
																	Technical Fouls:NONE						
																	Shooting By Period						
																	1 <sup>st</sup>	2 <sup>nd</sup>	3 <sup>rd</sup>				
																	FG%	12.28	42.93				
																	3PT%	5-15	33.3%				
																	FT%	1-6	16.7%				
																	2 <sup>nd</sup>	10-26	38.5%				
																	3PT%	3-10	30.0%				
																	FT%	11-12	91.7%				
																	OTFG%	2-4	50.0%				
																	3PT%	1-1	100.0%				
																	FT%	6-8	75%				
																	GM FG%	24-58	41.4%				
																	3PT%	9-26	34.6%				
																	FT%	18-26	69.2%				

	KU	KState	Points from Turnovers	KU	KState	Period by Period Scoring				
Biggest lead	11 (2 <sup>nd</sup> 17:23)	5 (1 <sup>st</sup> OT 0:05)	21	8		1st	2nd	OT1	TOT	
Best Scoring Run	11 (2 <sup>nd</sup> 17:23)	11 (2 <sup>nd</sup> 15:00)	38	30	KU	32	32	6	70	
Lead Changes	12		6	8	KState	30	34	11	75	
Times Tied	15		16	9						
Time with Lead	22:57	10:36	2	11						

**22 AT #8/9 KANSAS 78, #4/4 HOUSTON 65**  
Feb. 3, 2024 | Lawrence, Kan. | Allen Fieldhouse (16,300)

Houston - 65		Record: 19-3 (6-3)													
NO.	Name	Min	FG M/A	3P M/A	FT M/A	Rebounds OR DR TOT	Fouls FF FO	TP	AS	TO	Blocks BS BA	+/-			
5	Ja'Vier Francis	F 03:55	1-1	0-0	0-0	0	0	1	0	2	0	0	-5	1 <sup>st</sup> FG% 10-32 31.2%	
13	J'Wan Roberts	F 37:58	5-11	0-0	1-3	7	6	13	2	3	1	0	-10	3 <sup>PT</sup> % 3-13 23.1%	
1	Jamal Shelds	G 38:24	2-9	0-3	3-4	0	0	1	4	7	9	0	-8	FT% 5-7 71.4%	
4	LJ Cryer	G 32:38	9-20	6-12	0-1	0	1	1	3	24	3	0	-9	2 <sup>nd</sup> FG% 15-37 40.5%	
21	Emanuel Sharp	G 31:23	4-10	3-9	0-0	0	1	1	2	11	1	0	-15	3 <sup>PT</sup> % 6-16 37.5%	
25	Joseph Tugler	33:47	3-7	0-0	2-2	5	3	8	3	2	8	0	-3	FT% 1-3 33.3%	
3	Ramon Walker Jr.	03:38	0-1	0-1	0-0	0	0	0	0	0	0	0	-5	GM FG% 25-69 36.2%	
8	Mylik Wilson	11:58	1-5	0-3	0-0	0	0	0	0	2	0	0	-4	3 <sup>PT</sup> % 9-29 31.0%	
11	Damian Dunn	06:19	0-1	0-1	0-0	0	0	0	0	0	0	0	-6	FT% 6-10 60.0%	
Team													Dead Ball Rebounds: 1.0		
Totals			25-69	9-29	6-10	13	11	24	12	10	65	14	3	-13	

Kansas - 78			Record: 18-4 (6-3)																	
NO.	NAME	Min	FG		3P		FT		Rebounds		Fouls		TP	AS	TO	Blocks		+/-		
			M	A	M	A	M	A	OR	DR	PF	FF				BS	BA			
24	KJ Adams, Jr.	F	36:26	4-5	0-0	2-4							2	3	10	7	4	1	1	11
1	Hunter Dickinson	C	37:19	9-15	0-1	2-3			2	6	8	2	3	20	4	3	0	1	0	14
3	Dajuan Harris Jr.	G	33:15	3-4	1-2	0-0			0	3	3	1	7	2	1	0	1	0	15	2
10	Journey Furrhy	G	34:42	6-7	3-4	2-4			0	8	8	4	2	17	2	0	0	0	0	17
15	Kevin McCullar Jr.	G	36:58	7-8	3-4	2-2			2	5	7	1	1	17	3	5	1	0	10	10
28	Parker Braun	OR	08:14	1-2	1-1	2-2			1	2	0	1	5	1	0	0	0	0	0	0
23	Nicolas Jackson	OR	08:41	0-2	0-0	1-1			1	2	0	0	2	3	0	0	0	0	0	3
15	Emrick Timberlake	Q2 05:4	0-1	0-1	0-0	0-0			0	1	1	0	1	0	0	1	0	0	0	0
11	Jamari McDowell	Q1 31:0	0-1	0-1	0-0	0-0			0	0	0	0	0	0	0	0	0	0	0	0
Team									0		4		0		1					
Totals			31-45			6-13			12-25		6		34		40		12		78	
													20		18		2		3	
																	1		13	

Shooting By Period

1st FG%

17.25

68.0%

3PT% 4-8

50.0%

FT% 5-8

62.5%

2nd FG%

14.20

70.0%

3PT% 2-5

40.0%

FT% 5-7

71.4%

GM FG%

31.45

68.9%

3PT% 6-13

46.2%

FT% 10-15

66.7%

Dead Ball Rebounds: 20

Technical Fouls: NONE

	HOU	KAN	Points from	HOU	KAN	Period by Period Scoring			
Biggest lead	2 (1 <sup>st</sup> 19:43)	20 (2 <sup>nd</sup> 12:23)	Turnovers	20	6		1st	2nd	TOT
Best Scoring Run	6 (1 <sup>st</sup> 6:11)	7 (1 <sup>st</sup> 16:26)	Paint	24	42	HOU	28	37	65
Lead Changes			Second Chance	8	8				
Times Tied		2	Fast Breaks	16	9	KAN	43	35	78
Time with Lead	00:13	38:12	Bench	10	7				

**24** **AT #4/4 KANSAS 64, #13/13 BAYLOR 61**  
 Feb. 10, 2024 | Lawrence, Kan. | Allen Fieldhouse (16,300)

Player - 61		Record: 17-6 (5-4)												
NO.	Name	Min	FG M-A	3P M-A	FT M-A	Rebounds OR DR	Fouls PF FO	TP	AS	ST	Blocks BS BA	+/-		
11	Jalen Bridges	F 35:00	3-9	3-7	0-0	1 3	0	9	0	1	0	0		
21	Yves Missi	F 29:26	6-9	0-0	9-12	1 7	8	3	9	2	1	0		
2	Jayden Nunn	G 34:58	3-7	2-5	0-0	1 1	2	0	1	8	2	0		
4	JaKobe Walter	G 34:03	5-12	2-9	5-5	2 6	8	4	1	17	3	5		
10	RayJ Dennis	G 30:09	1-5	1-2	0-2	0 7	7	4	1	3	8	6		
15	Josh Ojiamwona	08:04	0-0	0-0	0-0	0 0	0	0	0	4	0	0		
33	Caleb Lohner	06:48	0-0	0-0	0-0	1 3	4	1	0	0	0	0		
1	Miro Little	19:02	1-2	0-1	1-2	2 4	6	3	2	3	0	1		
23	Jonathan Tchamwa Tchatchoua	02:30	0-2	0-2	0-0	0 0	0	0	0	0	0	0		
Team						2	1	3	0	0				
Totals						19-46	8-26	15-21	10	32	42	15	14	

Shooting By Period		
1 <sup>st</sup>	FG%	8-21 38.1%
2 <sup>nd</sup>	FG%	3-10 30.0%
3 <sup>rd</sup>	FG%	9-12 75.0%
4 <sup>th</sup>	FG%	11-25 44.0%
FT%	5-16	31.3%
3PT%	6-9	66.7%
GM FG%	19-46	41.3%
FT%	8-26	30.8%
3PT%	15-21	71.4%

Dead Ball Rebounds: 2

Technical Fouls: NONE

Kansas - 64			Record: 19-5 (7-4)														
NO.		Min	FG M-A	3P M-A	FT M-A	Rebounds OR DR	Fouls 1 2 3 4	TP PF	AS	TO	ST	Blocks BS	PTS	W-L			
24	KJ Adams, Jr.	F 36:19	6-7	0-0	1-2	1	1	2	13	2	1	3	0	4	1st FG% 13-28 46.2% 3PT% 2-11 18.2% FT% 6-7 85.7%		
1	Hunter Dickinson	C 31:49	7-19	1-3	0-1	1	6	7	4	15	2	2	1	1		6	
3	Dajuan Harris Jr.	G 36:18	5-12	2-4	2-2	0	1	1	0	2	14	5	1	2		0	6
10	Johnny Furphy	G 35:33	2-8	0-0	1-1	2	2	3	1	1	1	6	0	0	0	2nd FG% 11-28 39.3% 3PT% 3-10 30.0% FT% 5-8 62.5%	
25	Nicolas Timberlake	C 30:44	2-8	2-7	0-1	0	2	2	1	8	0	2	1	0	2		
13	Elmarko Jackson	C 21:22	0-0	0-0	1-2	0	0	0	3	1	1	1	4	0	0		1
23	Parker Braun	D 07:58	1-2	0-1	0-0	0	1	1	2	1	2	0	0	0	0	-3	3rd GMFT% 24-56 42.9% FT% 5-21 23.8% FT% 11-15 73.3%
Team						0	5	1	0	0	0						
Totals			24-56	5-21	11-15	4	21	25	15	15							
															Technical Fouls: Bench 15:59		
															Dead Ball Rebounds: 0.		

	BAY	KAN	Points from Turnovers	BAY	KAN	Period by Period Scoring			
Biggest lead	2 (1 <sup>st</sup> 18:53)	13 (1 <sup>st</sup> 10:36)		5	17	1st	2nd	TOT	
Best Scoring Lead Changes	8 (2 <sup>nd</sup> 17:08)	9 (1 <sup>st</sup> 13:05)	Paint	22	30	BAY	28	33	61
Times Tied	1		Second Chance	15	4				
Time with Lead	00:17	38:36	Fast Breaks	7	11	KAN	34	30	64
			Rebbs	3	3				

## BOX SCORES

25

## AT RV/RV TEXAS TECH 79, #6/7 KANSAS 50

Feb. 12, 2024 | Lubbock, Texas | United Supermarkets Arena (15,098)

Kansas - 50			Record: 19-6 (7-5)																								
NO.	Name	Min	FG M-A	3P M-A	FT M-A	Rebounds OR DR TOT	Fouls PF FD	TP	AS	TO	ST	Blocks BS BA	+/-	Shooting By Period													
24	KJ Adams, Jr.	F 36:21	1-10	0-1	3-4	1 2 3	1 2	5	3	0	0	0	1	-29	1 <sup>st</sup> FG%	9-26	34.6%										
1	Hunter Dickinson	C 30:00	2-12	0-2	1-2	2 5 7	3 3	5	3	2	1	0	1	-36	FT%	8-9	88.9%										
3	Dajuan Harris Jr.	G 35:30	2-8	0-3	3-4	0 1 1	0 3	7	3	3	1	1	0	-28	2 <sup>nd</sup> FG%	8-26	30.8%										
10	Johnny Furphy	G 32:07	4-8	1-3	4-4	1 6 7	1 2	13	2	1	0	1	0	-10	3PT%	1-9	11.1%										
25	Nicolas Timberlake	G 29:25	5-7	2-4	1-1	0 3 3	3 1	13	0	3	0	0	0	-25	FT%	5-8	62.5%										
23	Parker Braun	G 05:32	0-0	0-0	0-0	0 0 0	1 0	0	0	0	0	1	0	4	GM FG%	17-52	32.7%										
13	Elmarko Jackson	24:25	3-5	0-2	1-2	0 1 1	4 3	7	0	0	2	0	0	-17	3PT%	3-16	18.8%										
12	Wilder Evers	01:42	0-1	0-0	0-0	0 0 0	0 0	0	0	0	0	0	0	1	FT%	13-17	76.5%										
20	Michael Jankovich	02:40	0-1	0-1	0-0	0 0 0	1 0	0	0	0	0	0	0	2	Dead Ball Rebounds: 1, 0												
22	Dillon Wilhite	01:16	0-0	0-0	0-0	0 0 0	0 0	0	0	0	0	0	0	2													
5	Chris Carter	01:02	0-0	0-0	0-0	0 0 0	0 0	0	0	0	0	0	0	-2													
Team						0 4 4		0		0																	
Totals				17-52	3-16	13-17	4 22 26	16 14	50	11	9	4	3 3	-29													

Texas Tech - 79			Record: 18-6 (7-4)																
NO.	Name	Min	FG M-A	3P M-A	FT M-A	Rebounds OR DR TOT	Fouls PF FD	TP	AS	TO	ST	Blocks BS BA	+/-	Shooting By Period					
5	Darrion Williams	F 37:08	12-12	4-4	2-2	1 10 11	1 2 30	3 1 2	1 1	2 1	0 29			1 <sup>st</sup> FG%	14-26	53.8%			
22	Warren Washington	F 20:25	5-7	0-0	1-5	2 4 6	2 3 11	2 1 1	1 1	1 1	1 11			3PT%	8-14	57.1%			
2	Pop Isaacs	G 33:50	1-9	1-6	4-4	0 4 4	1 1 7	5 1 1	1 1	0 1	1 25			FT%	1-5	20%			
6	Joe Toussaint	G 34:27	2-9	2-4	0-0	0 4 4	3 1 6	3 1 1	0 0	1 1	0 29			2 <sup>nd</sup> FG%	13-29	44.8%			
24	Kerwin Walton	G 27:27	2-7	2-6	2-3	1 2 3	1 1 8	0 2 1	0 1	0 12				3PT%	2-12	16.7%			
0	Chance McMillian	22:22	3-8	1-6	0-0	0 2 2	2 0 7	3 1 1	0 0	1 17				FT%	14-17	82.4%			
25	Robert Jennings	19:31	1-2	0-0	6-8	2 2 4	4 6 8	2 1 0	0 0	0 14				GM FG%	27-55	49.1%			
1	Lamar Washington	01:16	0-0	0-0	0-0	0 0 0	0 0 0	0 0 0	0 0	0 2				3PT%	10-26	38.5%			
21	KyeRon Lindsay	01:16	1-1	0-0	0-0	0 0 0	0 0 0	2 0 0	0 0	1 0	2			FT%	15-22	68.2%			
23	Ermeli Yalaho	01:16	0-0	0-0	0-0	0 0 0	0 0 0	0 0 0	0 0	0 2				Dead Ball Rebounds: 5, 0					
10	Jack Francis	01:02	0-0	0-0	0-0	0 2 2	0 0 0	1 0 0	0 0	0 2									
Team																			
Totals			27-55	10-26	15-22	8 34 42	14 14 79	19 8 6	3 3 29										

Kansas		TEX		KAN		Points from		Turnovers		Paint		Second Chance		Fast Breaks		Bench	
Biggest lead	0 (1 <sup>st</sup> 20:00)	29	(2 <sup>nd</sup> 1:45)			4	12			20	28		7	11	5	7	17
Best Scoring Run	8 (1 <sup>st</sup> 12:07)	9	(1 <sup>st</sup> 6:50)			0	7			0	7		7	11	5	7	17
Lead Changes	0					0	7			0	7		7	11	5	7	17
Times Tied	1					0	7			0	7		7	11	5	7	17
Time with Lead	00:00	38:25				0	7			0	7		7	11	5	7	17

27

## #9/10 KANSAS 86, TEXAS 67

Feb. 24, 2024 | Lawrence, Kansas | Allen Fieldhouse (16,300)

Texas - 67		Record: 17-10 (8-6)																		
NO.	Name	Min	FG M-A	3P M-A	FT M-A	Rebounds OR DR TOT	Fouls PF FD	TP	AS	TO	ST	Blocks BS BA	+/-	Shooting By Period						
1	Dylan Disu	F 23:27	3-6	2-4	0-0	1 2 3	4 1	8	2	3	1	1	0	-4	1st FG%	9-34	26.5%			
23	Dillon Mitchell	F 20:13	6-10	0-0	0-0	1 3 4	2 0	12	2	2	2	0	1	-10	3PT%	4-13	30.8%			
2	Chendall Weaver	G 19:01	4-11	0-2	1-2	3 2 5	1 2	9	0	0	0	0	1	-10	FT%	3-4	75%			
3	Max Abrams	G 35:15	2-8	1-5	0-0	0 3 3	1 0	5	3	4	0	0	0	-18	2nd FG%	17-28	60.7%			
4	Tyrese Hunter	G 34:05	4-8	3-6	1-2	0 1 1	2 1	12	4	2	2	0	1	-16	3PT%	5-13	38.5%			
9	Ithiel Horton	27:03	2-7	2-5	4-6	0 2 2	1 4	10	2	0	2	0	0	-10	FT%	3-6	50%			
30	Brock Cunningham	17:06	1-3	1-3	0-0	2 1 3	2 0	3	1	0	1	0	0	-16	GM FG%	26-62	41.9%			
5	Kadin Shadrick	20:44	4-8	0-1	0-0	1 0 1	2 1	8	2	2	2	0	0	-17	3PT%	9-26	34.6%			
21	Za'rik Oryema	03:06	0-1	0-0	0-0	0 0 0	1 0	0	0	0	0	0	0	-3	FT%	6-10	60.0%			
Team						2 1 3		0		0					Dead Ball Rebounds: 4, 0					
Totals			26-62	9-26	6-10	10 15 25	16 9	67	16	13	10	1	3	-19						

Kansas - 86		Record: 21-6 (9-5)																		
NO.	Name	Min	FG M-A	3P M-A	FT M-A	Rebounds OR DR TOT	Fouls PF FD	TP	AS	TO	ST	Blocks BS BA	+/-	Shooting By Period						
24	KJ Adams, Jr.	F 32:22	8-12	0-0	0-1	3 5 8	0 2	16	2	4	0	0	1	8	1 <sup>st</sup> FG%	18-31	58.1%			
1	Hunter Dickinson	C 33:16	9-17	0-2	2-4	0 7 7	2 2	20	2	0	0	1	0	13	3PT%	1-4	25.0%			
3	Dajuan Harris Jr.	G 33:17	7-11	0-1	0-0	0 2 2	1 1	14	6	0	1	0	0	13	FT%	8-11	72.7%			
10	Johnny Furphy	G 32:22	3-3	1-1	9-11	3 5 8	3 5	16	1	4	2	0	7	2 <sup>nd</sup> FG%	14-21	66.7%				
25	Nicolas Timberlake	G 33:17	3-6	1-3	6-8	0 3 3	1 4	13	2	1	1	0	0	13	3PT%	2-4	50.0%			
11	Jamari McDowell	14:21	1-1	1-1	2-2	2 1 3	1 1	5	0	2	2	0	0	17	FT%	11-16	68.8%			
13	Elmarko Jackson	14:21	0-0	0-0	0-0	0 0 0	1 0	0	0	2	1	0	0	18	GM FG%	32-52	61.5%			
23	Parker Braun	06:44	1-2	0-0	0-1	0 0 0	0 1	2	0	0	1	0	0	6	3PT%	3-8	37.5%			
Team						0 3 3		0		0					Dead Ball Rebounds: 5, 0					
Totals			32-52	3-8	19-27	8 26 34	9 16	86	17	4	7	3	1	19	Technical Fouls: NONE					

Kansas - 74			Record: 21-7 (1-7)															
NO.	Name	Min	FG		3P		FT		Rebounds		Fouls	TPs	AS	TO	Blocks		+/-	Shooting By Period
			M	A	M	A	M	A	OR	DR					1	2		
24	KJ Adams, Jr.	F	35:24	3-3	0-0	0-0	0-0	0	1	4	6	4	0	0	0	0	-6	1st FG% 15-23 65.2%
1	Hunter Dickinson	C	36:30	9-11	1-1	1-2	2-4	0	1	3	2	20	2	2	0	4	0	3rd FT% 3-4 75%
3	Dajuan Harris Jr.	G	38:18	6-11	0-1	0-0	0	6	1	1	10	12	9	2	3	0	0	2nd FG% 17-35 48.6%
10	Johnny Furphy	G	23:44	1-5	1-3	3-4	0	3	3	2	2	6	0	0	0	1	0	3rd FT% 3-8 37.5%
15	Kevin McCullar Jr.	G	31:19	9-19	0-5	2-2	3-3	1	1	3	20	2	3	2	0	0	-8	FT% 3-4 75%
11	Jamari McDowell		09:09	0-2	0-0	0-0	1	0	1	0	0	1	0	0	0	0	-1	3rd FG% 32-58 55.2%
13	Elmarco Jackson		14:55	3-4	2-2	0-0	1	1	1	5	0	8	0	1	0	0	-5	GM FT% 4-13 30.8%
23	Parker Braun		03:22	1-1	0-0	0-0	1	1	1	2	0	0	0	0	1	0	-8	FT% 6-8 75.0%
25	Nicolas Timberlake		07:19	0-1	0-1	0-0	0	1	1	0	0	0	0	0	0	0	-7	Dead Ball Rebounds: 0
Team								0	3	3				0	0			
Totals			32:58	4-13	6-8	7	16	23	18	7	74	18	8	5	5	1	-8	

Baylor - 82		Record: 21-8 (10-5)															
NO.	Name	Min	3P	3P	FT	Rebounds	Fouls	TP	AS	TO	ST	Blocks	+/-	Shooting By Period			
			M-A	M-A	M-A	OR	DR	PF	FO			BS	BA				
11	Jalen Bridges	F 37:51	3-10	1-4	2-2	1	4	5	2	9	1	0	3	1	1st 3PT: 13-27 48.1%		
21	Yves Missi	F 26:41	7-12	0-0	3-3	3	2	5	3	17	0	0	0	1	3PT: 4-9 44.4%		
2	Jayden Nunn	G 39:06	7-8	3-3	1-3	0	5	1	4	18	1	4	2	0	FT: 5-6 83.3%		
4	Ja'Kobe Walter	G 38:24	3-13	2-9	3-5	2	6	8	3	11	2	1	0	0	2nd 3PT: 17-27 63.0%		
10	Ray J Dennis	G 39:15	7-8	1-1	4-5	0	3	3	4	19	10	3	2	0	3PT: 3-8 37.5%		
15	Josh Ojiamwuna	13:19	2-2	0-0	2-2	0	1	1	1	6	0	1	0	0	FT: 10-14 71.4%		
1	Miro Lito	03:15	0-0	0-0	0-0	0	0	0	0	0	0	0	0	0	GM FG: 30-54 55.6%		
33	Caleb Lohner	02:09	1-1	0-0	0-0	0	0	0	1	2	0	1	0	0	FT: 7-17 41.2%		
Team						4	0	4	0	0	1				FTL: 15-20 75.0%		
Totals			30-54	7-17	15-20	10	21	31	7	18	82	14	11	7	1	5	8
Technical Fouls: NONE																	

	KAN	BAY	Points from Turnovers	KAN	BAY	Period by Period Scoring			
<b>Biggest lead</b>	5 (1 <sup>st</sup> 14:10)	13 (2 <sup>nd</sup> 8:36)	<b>Point</b>	17	12		1st	2nd	TOT
<b>Best Scoring Run</b>	6 (1 <sup>st</sup> 5:27)	10 (3 <sup>rd</sup> 3:31)	<b>Second Chance</b>	46	36	<b>KAN</b>	34	40	74
<b>Lead Changes</b>	10	8	<b>Fast Breaks</b>	9	11	<b>BAY</b>	35	47	82
<b>Times Tied</b>	9	9	<b>Bench</b>	7	15				
<b>Time with Lead</b>	07:04	26:52		10	8				



## CAREER RECORDS

## SCORING

1.	Danny Manning	2,951	1985-88
2.	Nick Collison	2,097	2000-03
3.	Raef LaFrentz	2,066	1995-98
4.	Clyde Lovellette	1,979	1950-52
5.	Sherron Collins	1,888	2007-10
6.	Frank Mason III	1,885	2014-17
7.	Darnell Valentine	1,821	1978-81
8.	Keith Langford	1,812	2002-05
9.	Perry Ellis	1,798	2013-16
10.	Paul Pierce	1,768	1996-98
11.	Dave Robisch	1,754	1969-71
12.	Kirk Hinrich	1,753	2000-03
13.	Devonte' Graham	1,750	2015-18
14.	Kevin Pritchard	1,692	1987-90
15.	Ochai Agbaji	1,652	2019-22
16.	Mark Randall	1,627	1987, 89-91
17.	Wayne Simien	1,593	2002-05
18.	Tyshawn Taylor	1,580	2009-12
19.	Jeff Boschee	1,560	1999-2002
20.	Kenny Gregory	1,555	1998-2001
21.	Calvin Thompson	1,548	1983-86
22.	Drew Gooden	1,526	2000-02
23.	Ron Kelllogg	1,508	1983-86
24.	Bud Stallworth	1,495	1970-72
25.	Tony Guy	1,488	1979-82
26.	Brandon Rush	1,477	2006-08
27.	Jalen Wilson	1,475	2020-23
28.	Wilt Chamberlain	1,433	1957-58
29.	Richard Scott	1,375	1991-94
30.	Adonis Jordan	1,373	1990-93
31.	Marcus Morris	1,371	2009-11
32.	Mario Chalmers	1,341	2006-08
33.	Walter Wesley	1,315	1964-66
34.	Jo Jo White	1,286	1966-69
35.	Eric Chenowith	1,281	1998-2001
36.	Jerod Haase	1,264	1995-97
37.	Steve Woodberry	1,240	1991-94
38.	Scot Pollard	1,209	1994-97
39.	Greg Dreiling	1,209	1984-86
40.	Jacque Vaughn	1,207	1994-97
41.	Wayne Selden Jr.	1,202	2014-16
42.	Aaron Miles	1,183	2002-05
43.	Svi Mykhailiuk	1,181	2015-18
44.	Milt Newton	1,166	1985, 87-89
45.	Rick Suttle	1,156	1973-75
46.	Billy Thomas	1,152	1995-98
47.	David McCormack	1,145	2019-22
48.	Wayne Hightower	1,128	1960-61
49.	Lagerald Vick	1,100	2016-19
50.	Charlie Black	1,082	1942-43, 46-47
51.	Udoka Azubuike	1,069	2017-20
52.	Rex Walters	1,064	1992-93
53.	Otto Schnellbacher	1,062	1943, 46-48
54.	Kelly Knight	1,057	1980, 82-84
55.	Ryan Robertson	1,055	1996-99
56.	Nolen Ellison	1,045	1961-63
57.	Carl Henry	1,044	1983-84
58.	Cole Aldrich	1,038	2008-10
59.	Jerry Gardner	1,030	1960-62
60.	Bill Bridges	1,028	1959-61
61.	Thomas Robinson	1,026	2010-12
62.	Cedric Hunter	1,022	1984-87
63.	David Magley	1,022	1979-82
64.	Christian Braun	1,018	2020-22
65.	Rodger Bohnenstiehl	1,006	1966-67-68
66.	Norman Cook	1,004	1974-75-76

## FIELD GOAL PCT.

(Min. 500 attempts)

1.	Udoka Azubuike	469-629	74.6	2017-20
2.	Mark Randall	643-1037	62.0	1987, 89-91
3.	Richard Scott	566-950	59.6	1991-94
4.	Danny Manning	1216-2049	59.3	1985-88
5.	Darnell Jackson	311-586	58.0	2005-08
6.	Alonzo Jamison	296-510	58.0	1990-92
7.	Cole Aldrich	391-681	57.4	2008-10
8.	Greg Dreiling	474-828	57.2	1984-86
9.	Jeff Withey	327-576	56.8	2010-13
	Sasha Kaun	331-583	56.8	2005-08

## REBOUNDS

1.	Danny Manning	1,187	1985-88
2.	Raef LaFrentz	1,186	1995-98
3.	Nick Collison	1,143	2000-03
4.	Bill Bridges	1,081	1959-61
5.	Eric Chenowith	933	1998-2001
6.	Drew Gooden	905	2000-02
7.	Wayne Simien	884	2002-05
8.	Wilt Chamberlain	877	1957-58
9.	Cole Aldrich	860	2008-10
10.	Scot Pollard	850	1994-97
11.	Clyde Lovellette	839	1950-52
12.	Perry Ellis	834	2013-16
13.	Dave Robisch	815	1969-71
14.	Jalen Wilson	806	2020-23
15.	Greg Ostertag	770	1992-95
16.	Thomas Robinson	763	2010-12
17.	Mark Randall	723	1987, 89-91
18.	Landen Lucas	702	2014-17
19.	Udoka Azubuike	685	2017-20
20.	David McCormack	681	2019-22
21.	Paul Mokeski	680	1977-79
22.	Marcus Morris	676	2009-11
23.	Paul Pierce	676	1996-98
24.	Markieff Morris	662	2009-11
25.	Greg Dreiling	650	1984-86
26.	Roger Brown	640	1969-71

## ASSISTS

(started 1974-75)

1.	Aaron Miles	954	2002-05
2.	Jacque Vaughn	804	1994-97
3.	Cedric Hunter	684	1984-87
4.	Kirk Hinrich	668	2000-03
5.	<b>Dajuan Harris Jr.</b>	<b>645</b>	<b>2021-present</b>
6.	Devonte' Graham	632	2015-18
7.	Darnell Valentine	609	1978-81
8.	Frank Mason III	576	2014-17
9.	Tyshawn Taylor	575	2009-12
10.	Adonis Jordan	568	1990-93
11.	Sherron Collins	552	2007-10
12.	Russell Robinson	500	2005-08
13.	Kevin Pritchard	499	1987-90
14.	Ryan Robertson	485	1996-99
15.	Mark Turgeon	437	1984-87
16.	Jeff Boschee	425	1999-2002
17.	Mario Chalmers	420	2006-08
18.	Elijah Johnson	399	2010-13
19.	Steve Woodberry	361	1991-94
20.	Marcus Garrett	351	2018-21
21.	Jerod Haase	343	1995-97
22.	Danny Manning	342	1985-88
23.	Tony Guy	327	1979-82

## 3-POINT FIELD GOALS MADE

(started 1986-87)

1.	Jeff Boschee	338	1999-2002
2.	Devonte' Graham	296	2015-18
3.	Billy Thomas	269	1995-98
4.	Ochai Agbaji	250	2019-22
5.	Svi Mykhailiuk	237	2015-18
6.	Kirk Hinrich	236	2000-03
7.	Sherron Collins	232	2007-10
8.	Brandon Rush	205	2006-08
9.	Terry Brown	200	1990-91
10.	Frank Mason III	185	2014-17
11.	Mario Chalmers	180	2006-08
12.	Adonis Jordan	179	1990-93
13.	Tyrel Reed	176	2008-11
14.	Lagerald Vick	167	2016-19
15.	Wayne Selden Jr.	162	2014-16
16.	Jerod Haase	156	1995-97
17.	Kevin Pritchard	154	1987-90
18.	Rex Walters	151	1992-93
19.	Elijah Johnson	147	2010-13
20.	Ryan Robertson	144	1996-99
21.	Jalen Wilson	141	2020-23
22.	J.R. Giddens	137	2004-05

## 3-POINT FIELD GOAL ATTEMPTS

(started 1986-87)

1.	Jeff Boschee	843	1999-2002
2.	Devonte' Graham	723	2015-18
3.	Billy Thomas	691	1995-98
4.	Ochai Agbaji	670	2019-22
5.	Sherron Collins	615	2007-10
6.	Svi Mykhailiuk	579	2015-18
7.	Kirk Hinrich	546	2000-03
8.	Terry Brown	485	1990-91
9.	Brandon Rush	471	2006-08
10.	Jerod Haase	461	1995-97
11.	Jalen Wilson	443	2020-23
12.	Wayne Selden Jr.	443	2014-16
13.	Frank Mason III	440	2014-17
14.	Adonis Jordan	437	1990-93
15.	Tyrel Reed	433	2008-11
16.	Elijah Johnson	430	2010-13
17.	Mario Chalmers	430	2006-08
18.	Lagerald Vick	412	2016-19
19.	Kevin Pritchard	379	1987-90
20.	Sean Pearson	371	1993-96
21.	J.R. Giddens	369	2004-05
22.	Rex Walters	361	1992-93
23.	Christian Braun	357	2020-22
24.	Ryan Robertson	354	1996-99
25.	Tyshawn Taylor	324	2009-12

## 3-POINT FIELD GOAL PCT.

(Min. 200 attempts; started 1986-87)

1.	Milt Newton	100-224	44.6	1987-89
2.	Jeff Guelndner	90-205	43.9	1987-90
3.	Brandon Rush	205-471	43.5	2005-08
4.	Kirk Hinrich	236-546	43.2	2000-03
5.	Steve Woodberry	126-298	42.3	1991-94
6.	Frank Mason III	185-440	42.0	2014-17
7.	Mario Chalmers	180-430	41.9	2005-08
8.	Rex Walters	151-361	41.8	1992-93
9.	Malik Newman	85-205	41.5	2018
10.	Brady Morningstar	116-281	41.3	2007-11
11.	Terry Brown	200-485	41.2	1990-91
12.	Devonte' Graham	296-723	40.9	2015-18
13.	Svi Mykhailiuk	237-579	40.9	2015-18
14.	Adonis Jordan	179-437	40.9	1990-93
15.	Ryan Robertson	144-354	40.7	1996-99
16.	Tyrel Reed	176-433	40.6	2008-11
17.	Kevin Pritchard	154-379	40.6	1987-90
18.	Lagerald Vick	167-412	40.5	2016-19
19.	Jeff Boschee	338-843	40.1	1999-02
20.	Keith Langford	102-257	39.7	2002-05
21.	Billy Thomas	269-691	38.9	1995-98
22.	Jacque Vaughn	105-274	38.3	1994-97
23.	Christian Braun	135-357	37.8	2020-22
24.	Sherron Collins	232-655	37.7	2007-10

## STEALS

(started 1975-76)

1.	Darnell Valentine	336	1978-81
2.	Mario Chalmers	283	2006-08
3.	Aaron Miles	264	2002-05
4.	Danny Manning	250	1985-88
5.	Russell Robinson	247	2005-08
6.	<b>Dajuan Harris Jr.</b>	<b>210</b>	<b>2021-present</b>
7.	Kirk Hinrich	206	2000-03
8.	Devonte' Graham	197	2015-18
9.	Kevin Pritchard	190	1987-90
10.	Nick Bradford	187	1997-2000
11.	Marcus Garrett	181	2018-21
12.	Adonis Jordan	181	1990-93
13.	Alonzo Jamison	175	1990-92
14.	Jerod Haase	174	1995-97
15.	Tyshawn Taylor	172	2009-12
16.	Frank Mason III	165	2014-17
17.	Jeff Boschee	161	1999-2002
18.	Tony Guy	161	1979-82
19.	Jacque Vaughn	160	1994-97
20.	Steve Woodberry	160	1991-94
21.	Cedric Hunter	157	1984-87
22.	Nick Collison	155	2000-03
23.	Paul Pierce	147	1996-98
24.	Sherron Collins	145	2007-10

## BLOCKED SHOTS

(started 1974-75)

1.	Jeff Withey	311	2010-13
2.	Greg Ostertag	258	1992-95
3.	Cole Aldrich	253	2008-10
4.	Nick Collison	243	2000-03
5.	Eric Chenowith	242	1998-2001
6.	Scot Pollard	218	1994-97
7.	Danny Manning	200	1985-88
8.	Udoka Azubuike	172	2017-20
9.	Mitch Lightfoot	156	2017-22
10.	John Crawford	155	1978-81
11.	Sasha Kaun	150	2005-08
12.	Donnie Von Moore	147	1974-75, 77-78
13.	Raef LaFrentz	138	1995-98
14.	Greg Dreiling	138	1984-86
15.	Paul Mokeski	136	1976-79
16.	Jamari Traylor	126	2013-16
17.	B.J. Williams	112	1994-97
18.	Darrell Arthur	109	2007-08
19.	Drew Gooden	107	2000-02
20.	Patrick Richey	106	1991-94
21.	Markieff Morris	103	2009-11
22.	Paul Pierce	98	1996-98

## DOUBLE-DOUBLES

1.	Raef LaFrentz	56	1995-98
2.	Danny Manning	45	1985-88
	Dave Robisch	45	1969-71
4.	Drew Gooden	44	2000-02
5.	Wayne Simien	38	2002-05
6.	Cole Aldrich	37	2008-10
	Nick Collison	37	2000-03
8.	Thomas Robinson	32	2009-11
9.	Jalen Wilson	28	2020-23
10.	Udoka Azubuike	22	2017-20
	Dedric Lawson	22	2019
12.	Eric Chenowith	21	1998-2001

## CONSECUTIVE GAMES STARTED

1.	Danny Manning	141	1985-88
2.	Raef LaFrentz	116	1995-98
3.	Frank Mason III	110	2014-17
	Aaron Miles	110	2002-05
5.	Wayne Selden Jr.	101	2014-16
6.	Jacque Vaughn	100	1994-97
7	Ochai Agbaji	98	2019-22
	Keith Langford	98	2002-05
9.	Cedric Hunter	89	1984-87
10.	Jo Jo White	84	1966-69
11.	Devonte' Graham	82	2015-18
12.	Greg Dreiling	78	1984-86
13.	Kirk Hinrich	73	2000-03

SINGLE SEASON RECORDS - INDIVIDUAL

POINTS		6. Mario Chalmers (2006) ..... 89
1. Danny Manning (1988) ..... 942		7. Alonzo Jamison (1992) ..... 83
2. Clyde Lovellette (1952) ..... 886		8. 3x (last Alonzo Jamison, 1991) ..... 80
3. Danny Manning (1987) ..... 860		9. Dajuan Harris Jr. (2023) ..... 78
4. Wilt Chamberlain (1957) ..... 800	--	
5. Paul Pierce (1998) ..... 777		<b>Dajuan Harris Jr. (2024) ..... 45</b>
6. Frank Mason III (2017) ..... 753		
7. Drew Gooden (2002) ..... 734		<b>BLOCKED SHOTS</b>
8. Ochai Agbaji (2022) ..... 732		1. Jeff Withey (2013) ..... 146
9. Jalen Wilson (2023) ..... 723		2. Jeff Withey (2012) ..... 140
10. Nick Collison (2003) ..... 702		3. Cole Aldrich (2010) ..... 125
--		4. Greg Ostertag (1994) ..... 97
<b>Hunter Dickinson (2024) ..... 531</b>		5. Cole Aldrich (2009) ..... 94
		6. Greg Ostertag (1995) ..... 91
<b>POINTS PER GAME</b>		7. Scot Pollard (1996) ..... 84
1. Wilt Chamberlain (1958) ..... 30.1		8. Nick Collison (2002) ..... 83
2. Wilt Chamberlain (1957) ..... 29.6		9. Udoka Azubuike (2020) ..... 80
3. Clyde Lovellette (1952) ..... 28.6		10. Eric Chenowith (1999) ..... 78
4. Dave Robisch (1970) ..... 26.5		11. Nick Collison (2003) ..... 74
5. Bud Stallworth (1972) ..... 25.3	--	
6. Danny Manning (1988) ..... 24.8		<b>Hunter Dickinson (2024) ..... 37</b>
7. Danny Manning (1987) ..... 23.9		
8. Walter Wesley (1965) ..... 23.5		<b>FIELD GOALS MADE</b>
9. Clyde Lovellette (1951) ..... 22.8		1. Danny Manning (1988) ..... 381
10. Wayne Hightower (1960) ..... 21.8		2. Clyde Lovellette (1952) ..... 352
--		3. Danny Manning (1987) ..... 347
<b>Kevin McCullar Jr. (2024) ..... 19.1</b>		4. Paul Pierce (1998) ..... 287
		5. Drew Gooden (2002) ..... 285
<b>REBOUNDS</b>		6. Nick Collison (2003) ..... 281
1. Wilt Chamberlain (1957) ..... 510		7. Danny Manning (1986) ..... 279
2. Thomas Robinson (2012) ..... 463		8. Bud Stallworth (1972) ..... 277
3. Drew Gooden (2002) ..... 423		9. Wilt Chamberlain (1957) ..... 275
4. Clyde Lovellette (1952) ..... 410	--	
5. Cole Aldrich (2009) ..... 387		<b>Hunter Dickinson (2024) ..... 225</b>
6. Bill Bridges (1960) ..... 385		
7. Nick Collison (2003) ..... 380		<b>FIELD GOALS ATTEMPTED</b>
8. Dedric Lawson (2019) ..... 371		1. Clyde Lovellette (1952) ..... 742
9. Wilt Chamberlain (1958) ..... 367		2. Danny Manning (1988) ..... 653
10. Cole Aldrich (2010) ..... 354		3. Bud Stallworth (1972) ..... 620
--		4. Wilt Chamberlain (1957) ..... 588
<b>Hunter Dickinson (2024) ..... 310</b>		5. Jalen Wilson (2023) ..... 575
		6. Drew Gooden (2002) ..... 566
<b>REBOUNDS PER GAME</b>		7. Danny Manning (1987) ..... 562
1. Wilt Chamberlain (1957) ..... 18.9		8. Paul Pierce (1998) ..... 559
2. Wilt Chamberlain (1958) ..... 17.5		9. Clyde Lovellette (1951) ..... 554
3. Bill Bridges (1961) ..... 14.1		10. Ochai Agbaji (2022) ..... 542
4. Bill Bridges (1960) ..... 13.8	--	
5. Bill Bridges (1959) ..... 13.7		<b>Hunter Dickinson (2024) ..... 401</b>
6. Clyde Lovellette (1952) ..... 13.2		
7. Dave Robisch (1970) ..... 12.1		<b>FIELD GOAL PCT. (MIN 175 ATT.)</b>
8. Thomas Robinson (2012) ..... 11.9		1. Udoka Azubuike (2018) ..... 77.0
9. Wayne Hightower (1961) ..... 11.6		2. Udoka Azubuike (2020) ..... 74.8
--		3. Mark Randall (1989) ..... 64.6
<b>Hunter Dickinson (2024) ..... 10.7</b>		4. Mark Randall (1991) ..... 64.3
		5. Richard Scott (1992) ..... 63.9
<b>DOUBLE-DOUBLES</b>		6. Landen Lucas (2017) ..... 63.1
1. Thomas Robinson (2012) ..... 27		7. Darnell Jackson (2008) ..... 62.6
2. Drew Gooden (2002) ..... 25		8. <b>KJ Adams Jr. (2023) ..... 62.2</b>
3. Dedric Lawson (2019) ..... 22		9. Sasha Kaun (2008) ..... 61.9
4. Cole Aldrich (2009) ..... 21		10. Danny Manning (1987) ..... 61.7
5. Raef LaFrentz (1997) ..... 21	--	
6. Raef LaFrentz (1998) ..... 19		<b>KJ Adams Jr. (2024) ..... 60.5</b>
7. Dave Robisch (1970) ..... 19		
8. Danny Manning (1987) ..... 18		<b>FREE THROWS MADE</b>
9. Dave Robisch (1971) ..... 17		1. Wilt Chamberlain (1957) ..... 250
10. Wayne Simien (2005) ..... 16		2. Wayne Hightower (1960) ..... 193
Nick Collison (2003) ..... 16		3. Frank Mason III (2017) ..... 189
<b>Hunter Dickinson (2024) ..... 15</b>		4. Dave Robisch (1970) ..... 189
		5. Clyde Lovellette (1952) ..... 182
<b>ASSISTS</b>		6. Wilt Chamberlain (1958) ..... 177
1. Devonte' Graham (2018) ..... 282		7. Andrew Wiggins (2014) ..... 176
2. Cedric Hunter (1986) ..... 278		8. Danny Manning (1988) ..... 171
3. Aaron Miles (2002) ..... 252		9. Dedric Lawson (2019) ..... 167
4. Ryan Robertson (1998) ..... 248		Devonte' Graham (2018) ..... 167
5. Aaron Miles (2003) ..... 244		Wayne Simien (2004) ..... 167
6. Aaron Miles (2004) ..... 242	--	
7. Jacque Vaughn (1995) ..... 238		<b>Kevin McCullar Jr. (2024) ..... 113</b>
8. Kirk Hinrich (2001) ..... 229		
9. <b>Dajuan Harris Jr. (2023) ..... 224</b>		<b>FREE THROWS ATTEMPTED</b>
10. Jacque Vaughn (1996) ..... 223		1. Wilt Chamberlain (1957) ..... 399
--		2. Wilt Chamberlain (1958) ..... 292
<b>Dajuan Harris Jr. (2024) ..... 190</b>		3. Wayne Hightower (1960) ..... 285
		4. Walter Wesley (1966) ..... 262
<b>STEALS</b>		5. Dave Robisch (1970) ..... 254
1. Mario Chalmers (2008) ..... 97		6. Clyde Lovellette (1952) ..... 250
Mario Chalmers (2007) ..... 97		7. Thomas Robinson (2012) ..... 239
Darnell Valentine (1981) ..... 92		8. Frank Mason III (2017) ..... 238
Aaron Miles (2003) ..... 91		9. B. H. Born (1953) ..... 234
Darnell Valentine (1979) ..... 91		10. Danny Manning (1988) ..... 233

Dave Robisch (1971) ..... 233	--
<b>Kevin McCullar Jr. (2024) ..... 142</b>	
<b>FREE THROW PCT. (MIN. 75 ATT.)</b>	
1. Steve Woodberry (1993) ..... 87.9	
2. Rex Walters (1993) ..... 87.3	
3. Ryan Robertson (1999) ..... 87.1	
4. Al Kelley (1954) ..... 86.2	
5. Calvin Thompson (1984) ..... 85.9	
6. Sherron Collins (2010) ..... 85.5	
7. Grady Dick (2023) ..... 85.4	
8. Ron Kelllogg (1986) ..... 84.3	
Kirk Hinrich (2003) ..... 84.3	--
<b>Kevin McCullar Jr. (2024) ..... 79.6</b>	
<b>3-POINT FIELD GOALS MADE</b>	
1. Svi Mykhailiuk (2018) ..... 115	
2. Terry Brown (1991) ..... 111	
3. Devonte' Graham (2018) ..... 110	
Jeff Boschee (2002) ..... 110	
5. Billy Thomas (1998) ..... 105	
6. Ochai Agbaji (2022) ..... 103	
7. Devonte' Graham (2017) ..... 94	
8. Kirk Hinrich (2003) ..... 89	
Terry Brown (1990) ..... 89	
10. Malik Newman (2018) ..... 85	--
<b>Johnny Furphy (2024) ..... 38</b>	
<b>3-POINT FIELD GOALS ATTEMPTED</b>	
1. Terry Brown (1991) ..... 277	
2. Devonte' Graham (2018) ..... 271	
3. Billy Thomas (1998) ..... 262	
4. Svi Mykhailiuk (2018) ..... 259	
5. Ochai Agbaji (2022) ..... 252	
6. Devonte' Graham (2017) ..... 242	
7. Jeff Boschee (2002) ..... 237	
8. Jeff Boschee (1999) ..... 222	
9. Kirk Hinrich (2003) ..... 219	
10. Terry Brown (1990) ..... 208	
Jalen Wilson (2023) ..... 208	--
<b>Kevin McCullar Jr. (2024) ..... 110</b>	
<b>3-PT FIELD GOAL PCT. (MIN. 80 ATT)</b>	
1. Kirk Hinrich (2001) ..... 50.5	
2. Aaron Miles (2005) ..... 50.0	
3. Jeff Guedner (1990) ..... 48.6	
4. Kirk Hinrich (2002) ..... 47.8	
5. Tyrel Reed (2010) ..... 47.3	
6. Brandon Rush (2006) ..... 47.2	
7. Frank Mason III (2017) ..... 47.1	
8. Mario Chalmers (2008) ..... 46.8	
9. Jeff Boschee (2002) ..... 46.4	--
<b>Johnny Furphy (2024) ..... 37.3</b>	
<b>MINUTES PLAYED</b>	
1. Devonte' Graham (2018) ..... 1,435	
2. Ochai Agbaji (2022) ..... 1,368	
3. Danny Manning (1988) ..... 1,336	
4. Tyshawn Taylor (2012) ..... 1,303	
5. Frank Mason III (2017) ..... 1,301	
6. Jalen Wilson (2023) ..... 1,273	
7. Frank Mason III (2016) ..... 1,272	
8. Devonte' Graham (2017) ..... 1,269	
9. Danny Manning (1986) ..... 1,256	
10. Elijah Johnson (2012) ..... 1,254	--
<b>Dajuan Harris Jr. (2024) ..... 1,039</b>	
<b>MINUTES PER GAME</b>	
1. Tony Guy (1982) ..... 39.4	
2. David Magley (1982) ..... 39.0	
3. Clinton Johnson (1976) ..... 38.2	
4. Wilmore Fowler (1979) ..... 37.9	
5. Devonte' Graham (2018) ..... 37.8	
6. Darnell Valentine (1981) ..... 37.1	
7. John Douglas (1977) ..... 36.4	
8. Carl Henry (1983) ..... 36.2	
Tony Guy (1981) ..... 36.2	
10. Frank Mason III (2017) ..... 36.1	--
<b>Dajuan Harris Jr. (2024) ..... 35.8</b>	

SINGLE-SEASON TEAM RECORDS				
POINTS PER GAME				
YEAR	PTS	GMS	AVG	
1. 1989-90	3223	35	92.1	
2. 2001-02	3365	37	90.9	
3. 1988-89	2758	31	89.0	
4. 1996-97	3058	36	84.9	
5. 1997-98	3300	39	84.6	
--				
2023-24	2220	29	76.6	
FIELD GOAL PCT.				
YEAR	FGs	FGAs	FG%	
1. 1985-86	1260	2266	55.6	
2. 1984-95	1019	1898	53.7	
3. 1989-90	1204	2258	53.3	
4. 1988-89	1024	1925	53.2	
--				
2023-24	834	1670	49.9	
3-POINT FIELD GOALS MADE				
YEAR	3FGs			
1. 2017-18	391			
2. 2016-17	318			
3. 2015-16	304			
4. 2021-22	286			
5. 2010-11	271			
2007-08	271			
--				
2023-24	168			
3-POINT FIELD GOAL ATTEMPTS				
YEAR	3FGAs			
1. 2017-18	974			
2. 2016-17	787			
3. 2021-22	792			
4. 2018-19	743			
5. 2015-16	728			
6. 2022-23	724			
7. 2010-11	710			
--				
2023-24	493			
3-POINT FIELD GOAL PCT.				
YEAR	3FGs	3FGAs	3FG%	
1. 1989-90	230	531	43.3	
2. 2015-16	304	728	41.8	
2001-02	224	536	41.8	
4. 1988-89	143	344	41.6	
5. 1992-93	215	527	40.8	
--				
2023-24	168	493	34.1	
ASSISTS PER GAME				
YEAR	AST	GMS	AVG	
1. 1989-90	763	35	21.8	
2. 1985-86	814	39	20.9	
3. 2001-02	767	37	20.7	
4. 1988-89	620	31	20.0	
5. 2023-24	564	29	19.4	
2000-01	641	33	19.4	
1984-85	660	34	19.4	
STEALS PER GAME				
YEAR	STL	GMS	AVG	
1. 2002-03	373	38	9.8	
2. 2005-06	323	33	9.8	
3. 1996-97	351	36	9.8	
4. 2001-02	357	37	9.7	
5. 1990-91	325	35	9.3	
--				
2023-24	214	29	7.4	
OPPONENT FIELD GOAL PCT.				
(since 1985-86 [shot clock era])				
YEAR	OPP. FG%			
1. 2012-13	36.1			
2. 2005-06	37.0			
3. 2006-07	37.6			
4. 2019-20	37.7			
--				
2023-24	40.2			
OPPONENT 3-POINT FG PCT.				
YEAR	OPP. 3FG%			
1. 2021-22	29.8			
2010-11	29.8			
3. 2012-13	30.3			
4. 2019-20	30.5			
1998-99	30.5			
1991-92	30.5			
--				
2023-24	33.0			

# FRESHMAN RECORDS

## POINTS SCORED

1. Andrew Wiggins (2014) . . . . .	597
2. Ben McLemore (2013) . . . . .	589
3. Josh Jackson (2017) . . . . .	572
4. Gradey Dick (2023) . . . . .	507
5. Danny Manning (1985) . . . . .	496
6. Xavier Henry (2010) . . . . .	483
7. Brandon Rush (2006) . . . . .	444
8. Devon Dotson (2019) . . . . .	442
9. Kerry Boagni (1983) . . . . .	408
10. Paul Pierce (1996) . . . . .	404
11. Darnell Valentine (1978) . . . . .	392
12. Mario Chalmers (2006) . . . . .	379
13. J.R. Giddens (2004) . . . . .	374
14. Darrell Arthur (2007) . . . . .	361
15. Jeff Boschee (1999) . . . . .	361
16. Nick Collison (2000) . . . . .	357
17. Sherron Collins (2007) . . . . .	354

## SCORING AVERAGE

1. Andrew Wiggins (2014) . . . . .	17.1
2. Josh Jackson (2017) . . . . .	16.3
3. Ben McLemore (2013) . . . . .	15.9
4. Danny Manning (1985) . . . . .	14.6
5. Gradey Dick (2023) . . . . .	14.1
6. Kerry Boagni (1983) . . . . .	14.1
7. Brandon Rush (2006) . . . . .	13.5
8. Darnell Valentine (1978) . . . . .	13.5
9. Xavier Henry (2010) . . . . .	13.4
10. Devon Dotson (2019) . . . . .	12.3
11. Paul Pierce (1996) . . . . .	11.9

## REBOUNDS

1. Josh Jackson (2017) . . . . .	258
2. Danny Manning (1985) . . . . .	258
3. Drew Gooden (2000) . . . . .	248
4. Nick Collison (2000) . . . . .	234
5. Raef LaFrentz (1995) . . . . .	231
6. Jalen Wilson (2021) . . . . .	230
7. Joel Embiid (2014) . . . . .	227
8. Norm Cook (1974) . . . . .	196
9. Brandon Rush (2006) . . . . .	195
10. Ben McLemore (2013) . . . . .	192
11. Eric Chenowith (1998) . . . . .	191

## REBOUND AVERAGE

1. Joel Embiid (2014) . . . . .	8.1
2. Jalen Wilson (2021) . . . . .	7.9
3. Danny Manning (1985) . . . . .	7.6
4. Drew Gooden (2000) . . . . .	7.5
5. Raef LaFrentz (1995) . . . . .	7.5
6. Josh Jackson (2017) . . . . .	7.4
7. Nick Collison (2000) . . . . .	6.9
8. Norm Cook (1974) . . . . .	6.5
9. Paul Mokeski (1976) . . . . .	6.4
10. Brandon Rush (2006) . . . . .	5.9
11. Cliff Alexander (2015) . . . . .	5.3
Wayne Simien (2002) . . . . .	5.3
Paul Pierce (1996) . . . . .	5.3

## ASSISTS

1. Aaron Miles (2002) . . . . .	252
2. Jacques Vaughn (1994) . . . . .	181
3. Mark Turgeon (1984) . . . . .	138
4. Darnell Valentine (1978) . . . . .	130
5. Devon Dotson (2019) . . . . .	127
6. Mario Chalmers (2006) . . . . .	127
7. Kirk Hinrich (2000) . . . . .	123
8. Jeff Boschee (1999) . . . . .	121
9. Sherron Collins (2007) . . . . .	112
10. Adonis Jordan (1990) . . . . .	109

## BLOCKED SHOTS

1. Joel Embiid (2014) . . . . .	72
2. Eric Chenowith (1998) . . . . .	62
3. Darrell Arthur (2007) . . . . .	54
4. David Padgett (2004) . . . . .	43
5. Julian Wright (2006) . . . . .	42
6. Josh Jackson (2017) . . . . .	37
7. Cliff Alexander (2015) . . . . .	37
8. Cole Aldrich (2008) . . . . .	34
9. Greg Ostertag (1992) . . . . .	34
10. Danny Manning (1985) . . . . .	34

## STEALS

1. Mario Chalmers (2006) . . . . .	89
2. Darnell Valentine (1978) . . . . .	80
3. Aaron Miles (2002) . . . . .	60
4. Josh Jackson (2017) . . . . .	59
5. Danny Manning (1985) . . . . .	58
6. Xavier Henry (2010) . . . . .	54
7. Gradey Dick (2023) . . . . .	52
8. Devon Dotson (2019) . . . . .	49
9. Paul Pierce (1996) . . . . .	44

## FIELD GOALS

1. Josh Jackson (2017) . . . . .	220
2. Danny Manning (1985) . . . . .	209
3. Ben McLemore (2013) . . . . .	198
4. Andrew Wiggins (2014) . . . . .	189
5. Gradey Dick (2023) . . . . .	174
6. Kerry Boagni (1983) . . . . .	171
7. Brandon Rush (2006) . . . . .	170
8. Xavier Henry (2010) . . . . .	162
9. Darrell Arthur (2007) . . . . .	149
10. Devon Dotson (2019) . . . . .	147

## FIELD GOAL ATTEMPTS

1. Josh Jackson (2017) . . . . .	429
2. Andrew Wiggins (2014) . . . . .	422
3. Ben McLemore (2013) . . . . .	400
4. Gradey Dick (2023) . . . . .	394
5. Danny Manning (1985) . . . . .	369
6. Brandon Rush (2006) . . . . .	359
7. Xavier Henry (2010) . . . . .	354
8. Kerry Boagni (1983) . . . . .	354
9. Paul Pierce (1996) . . . . .	341
10. Jeff Boschee (1999) . . . . .	322
11. Ricky Ross (1980) . . . . .	320

## FIELD GOAL PERCENTAGE

1. Joel Embiid (2014) . . . . .	62.6
2. David McCormack (2019) . . . . .	62.5
3. Jeff Guede (1987) . . . . .	59.5
4. Cheick Diallo (2016) . . . . .	56.9
5. Travis Releford (2009) . . . . .	56.9
6. Cliff Alexander (2015) . . . . .	56.6
7. Danny Manning (1985) . . . . .	56.6
8. Julian Wright (2006) . . . . .	56.4
9. Richard Scott (1991) . . . . .	56.3
10. Carlton Bragg Jr. (2016) . . . . .	56.1

## FREE THROWS

1. Andrew Wiggins (2014) . . . . .	176
2. Ben McLemore (2013) . . . . .	120
3. Devon Dotson (2019) . . . . .	115
4. Josh Jackson (2017) . . . . .	98
5. Joel Embiid (2014) . . . . .	98
6. Xavier Henry (2010) . . . . .	90
7. Mario Chalmers (2006) . . . . .	89
8. Paul Pierce (1996) . . . . .	83
9. Kelly Oubre Jr. (2015) . . . . .	79
10. Keith Langford (2002) . . . . .	79

## FREE THROW ATTEMPTS

1. Andrew Wiggins (2014) . . . . .	227
2. Josh Jackson (2017) . . . . .	173
3. Devon Dotson (2019) . . . . .	147
4. Joel Embiid (2014) . . . . .	143
5. Darnell Valentine (1978) . . . . .	143
6. Ben McLemore (2013) . . . . .	138
7. Paul Pierce (1996) . . . . .	137
8. Jalen Wilson (2021) . . . . .	119
9. Xavier Henry (2010) . . . . .	115
10. Mario Chalmers (2006) . . . . .	113
11. Keith Langford (2002) . . . . .	113

## FREE THROW PERCENTAGE

1. Ben McLemore (2013) . . . . .	87.0
2. Gradey Dick (2023) . . . . .	85.4
3. Greg Gurley (1992) . . . . .	80.0
4. Aaron Miles (2002) . . . . .	79.3
5. Calvin Thompson (1983) . . . . .	78.9
6. Mario Chalmers (2006) . . . . .	78.8
7. Steve Woodberry (1991) . . . . .	78.4
8. Xavier Henry (2010) . . . . .	78.3
9. Devon Dotson (2019) . . . . .	78.2
10. Andrew Wiggins (2014) . . . . .	77.5
11. Ryan Robertson (1996) . . . . .	77.0

## 3-POINT FIELD GOALS

1. Gradey Dick (2023) . . . . .	83
2. Jeff Boschee (1999) . . . . .	79
3. J.R. Giddens (2004) . . . . .	74
4. Ben McLemore (2013) . . . . .	73
5. Xavier Henry (2010) . . . . .	69
6. Quentin Grimes (2019) . . . . .	54
7. Brandon Rush (2006) . . . . .	50
8. Billy Thomas (1995) . . . . .	49
9. Mario Chalmers (2006) . . . . .	48
10. Sherron Collins (2007) . . . . .	47
11. Andrew Wiggins (2014) . . . . .	43

## 3-FIELD GOALS ATTEMPTED

1. Jeff Boschee (1999) . . . . .	222
2. Gradey Dick (2023) . . . . .	206
3. J.R. Giddens (2004) . . . . .	182
4. Ben McLemore (2013) . . . . .	174
5. Xavier Henry (2010) . . . . .	165
6. Quentin Grimes (2019) . . . . .	159
7. Wayne Selden Jr. (2014) . . . . .	128
8. Mario Chalmers (2006) . . . . .	128
9. Andrew Wiggins (2014) . . . . .	126
10. Billy Thomas (1995) . . . . .	126
11. Jalen Wilson (2021) . . . . .	120
12. Sherron Collins (2007) . . . . .	116

## 3-PT FIELD GOAL PERCENTAGE

1. Jeff Guede (1987) . . . . .	57.1
2. Brandon Rush (2006) . . . . .	47.2
3. Steve Woodberry (1991) . . . . .	45.5
4. Ryan Robertson (1996) . . . . .	45.2
5. Christian Braun (2020) . . . . .	44.4
6. Ben McLemore (2013) . . . . .	42.0
7. Xavier Henry (2010) . . . . .	41.8
8. Patrick Richey (1991) . . . . .	41.5
9. Kevin Pritchard (1987) . . . . .	40.9

## MINUTES PLAYED

1. Ben McLemore (2013) . . . . .	1,191
2. Gradey Dick (2023) . . . . .	1,175
3. Devon Dotson (2019) . . . . .	1,168
4. Andrew Wiggins (2014) . . . . .	1,148
5. Danny Manning (1985) . . . . .	1,120
6. Josh Jackson (2017) . . . . .	1,077
7. Brandon Rush (2006) . . . . .	1,047
8. Wayne Selden Jr. (2014) . . . . .	1,022
9. Aaron Miles (2002) . . . . .	1,017
10. Xavier Henry (2010) . . . . .	990

## GAMES PLAYED

1. Marcus Garrett (2018) . . . . .	39
2. Eric Chenowith (1998) . . . . .	39
3. Kenny Gregory (1998) . . . . .	39
4. Sherron Collins (2007) . . . . .	38
5. Ben McLemore (2013) . . . . .	37
6. Perry Ellis (2013) . . . . .	37
7. Keith Langford (2002) . . . . .	37
8. Aaron Miles (2002) . . . . .	37
9. Gradey Dick (2023) . . . . .	36
10. Devon Dotson (2019) . . . . .	36
11. Quentin Grimes (2019) . . . . .	36
12. Kelly Oubre Jr. (2015) . . . . .	36
13. Xavier Henry (2010) . . . . .	36
14. Darrell Arthur (2007) . . . . .	36
15. Kevin Pritchard (1987) . . . . .	36

## GAMES STARTED

1. Ben McLemore (2013) . . . . .	37
2. Wayne Selden Jr. (2014) . . . . .	35
3. Andrew Wiggins (2014) . . . . .	35
4. Gradey Dick (2023) . . . . .	36
5. Devon Dotson (2019) . . . . .	36
6. Quentin Grimes (2019) . . . . .	36
7. Xavier Henry (2010) . . . . .	36
8. Aaron Miles (2002) . . . . .	36
9. Josh Jackson (2017) . . . . .	35
10. Jacques Vaughn (1994) . . . . .	35
11. Tyshawn Taylor (2009) . . . . .	33
12. Brandon Rush (2006) . . . . .	33
13. Nick Collison (2000) . . . . .	33
14. Paul Pierce (1996) . . . . .	33
15. Danny Manning (1985) . . . . .	33



THE LAST TIME...

A TEAM SCORED 100+ POINTS IN A GAME		
KU	102 (W, 102-83)	vs. Kansas State, 2-22-22
Opp.	102 (L, 90-102)	by Gonzaga, 11-26-20
A TEAM SCORED 50 OR FEWER POINTS IN A GAME		
KU	50 (L, 50-79)	at Texas Tech, 2-12-24
Opp.	50 (W, 76-50)	by Miami, 3-27-22
A TEAM SCORED 90+ POINTS IN ALLEN FIELDHOUSE		
KU	99 (W, 99-61)	vs. Manhattan College, 11-10-23
Opp.	91 (W,94-91 2OT)	by Texas Tech, 1-24-22
A TEAM SCORED 60 OR FEWER POINTS IN ALLEN FIELDHOUSE		
KU	60 (L, 60-83)	vs. TCU, 1-21-23
Opp.	54 (W, 83-54)	by Oklahoma State, 1-30-24
A TEAM SCORED 90 POINTS IN A LOSS		
KU	90 (90-102)	vs. Gonzaga, 11-26-20
Opp.	91 (W, 94-91 2OT)	by Texas Tech, 1-24-22
A TEAM SCORED 60 OR FEWER POINTS IN A VICTORY		
KU	59 (W, 59-41)	at Kansas State, 2-17-21
Opp.	56 (L, 55-56)	by Villanova, 11-21-19
A TEAM HAD 5+ PLAYERS SCORE IN DOUBLE FIGURES		
KU	Dickinson (20), Furphy (16), Adams (16), Harris (14), Timberlake (13)	
Opp.	Jolly (14), Myers (14), Clayton (13), Joseph (10), Joiner (10)	
A TEAM WON A GAME BY 25+ POINTS		
KU	+29 (83-54)	vs. Oklahoma State, 1-30-24
Opp.	+29 (50-79)	by Texas Tech, 2-12-24
A TEAM WON A GAME BY 50+ POINTS		
KU	+55 (112-57)	vs. Monmouth, 11-15-19
Opp.		Never
A TEAM WON AN OVERTIME GAME (SINGLE-OVERTIME)		
KU	69-68	vs. Wisconsin, 11-24-22
Opp.	75-70	by Kansas State, 2-5-24
A TEAM WON A DOUBLE-OVERTIME GAME		
KU	94-91	vs. Texas Tech, 1-24-22
Opp.	80-79	by Texas Tech, 2-14-05
A TEAM WON A TRIPLE-OVERTIME GAME		
KU	109-106	vs. Oklahoma, 1-4-16
Opp.	76-73	by Oklahoma State, 2-4-81
A TEAM SHOT 60% FG IN A GAME		
KU	61.5% (32-52)	vs. Texas, 2-24-24
Opp.	64.5% (40-62)	by Gonzaga, 11-26-20
A TEAM SHOT 30% OR WORSE FG IN A GAME		
KU	29.0% (18-62)	vs. USC, 3-22-21
Opp.	29.3% (17-58)	by Oklahoma State, 1-30-24
A TEAM MADE 12+ 3-POINT FG IN A GAME		
KU	13	vs. North Carolina Central, 11-6-23
Opp.	13	by BYU, 2-27-24
A TEAM DID NOT MAKE A 3-POINT FG IN A GAME		
KU	0-8	vs. TCU, 3-12-15
Opp.	0-9	by Stanford, 3-23-14
A TEAM SHOT 60% 3-POINT FG IN A GAME (min. 10)		
KU	62.5% (15-24)	vs. Kansas State, 2-22-22
Opp.	61.1% (11-18)	by USC, 3-22-21
A TEAM MADE 30+ FREE THROWS IN A GAME		
KU	31	vs. Oklahoma, 1-10-23
Opp.	30	by Stanford, 12-3-16
A TEAM MADE 5 OR FEWER FREE THROWS IN A GAME		
KU	4	vs. Texas, 3-11-23
Opp.	4	by Oklahoma, 2-11-23

A TEAM ATTEMPTED 40+ FREE THROWS IN A GAME		
KU	44	vs. West Virginia, 2-13-17
Opp.	47	by West Virginia, 1-12-16
A TEAM SHOT 90% OR BETTER FREE THROWS IN A GAME		
KU	94.4 (17-18)	vs. Oklahoma, 1-13-24
Opp.	90.9 (10-11)	by TCU, 3-3-22
A TEAM SHOT 40% OR WORSE FREE THROWS IN A GAME		
KU	40.0% (4-10)	at Villanova, 11-21-19
Opp.	35.7% (4-17)	by Oklahoma, 2-11-23
A TEAM HAD 25+ OFFENSIVE REBOUNDS IN A GAME		
KU	28	vs. Fort Hays State, 12-10-03
Opp.	26	by Baylor, 1-12-19
A TEAM HAD 5 OR FEWER OFFENSIVE REBOUNDS IN A GAME		
KU	4	at Texas Tech, 2-12-24
Opp.	5	by Oklahoma, 2-17-24
A TEAM HAD 30+ DEFENSIVE REBOUNDS IN A GAME		
KU	30	vs. BYU, 2-27-24
Opp.	31	by BYU, 2-27-24
A TEAM HAD 40+ DEFENSIVE REBOUNDS IN A GAME		
KU	40	vs. Tennessee, 11-22-23
Opp.	41	by Oklahoma, 1-4-16
A TEAM HAD 50+ TOTAL REBOUNDS IN A GAME		
KU	50	vs. Wisconsin, 11-24-22
Opp.	55	by North Carolina, 4-4-22
A TEAM HAD 60+ TOTAL REBOUNDS IN A GAME		
KU	60	vs. Oklahoma, 1-4-16
Opp.		Never
A TEAM HAD 25 OR FEWER TOTAL REBOUNDS IN A GAME		
KU	23	at Baylor, 3-2-24
Opp.	25	by Texas, 2-24-24
A TEAM OUT-REBOUNDED ITS OPPONENT BY 15+		
KU	+16 (40-24)	vs. Houston, 2-3-24
Opp.	+16 (26-42)	by Texas Tech, 2-12-24
A TEAM OUT-REBOUNDED ITS OPPONENT BY 20+		
KU	+21 (48-27)	vs. West Virginia, 3-10-22
Opp.	+20 (55-35)	by North Carolina, 4-4-22
A TEAM OUT-REBOUNDED ITS OPPONENT BY 30+		
KU	+30 (61-31)	vs. Alcorn State, 12-2-09
Opp.		Never
3+ PLAYERS WITH 10+ REBOUNDS IN A GAME		
KU	J. Wilson (13), C. Braun (11), D. McCormack (10)	
Opp.	A. Bacot (15), B. Manek (13), R.J. Davis (12)	
	vs. Texas, 3-5-22	
	of North Carolina, 4-4-22	
2 PLAYERS WITH A DOUBLE-DOUBLE IN SAME GAME		
KU	H. Dickinson (24p, 14r), K. Adams Jr. (15p, 10r)	
Opp.	B. Manek (13p, 13r), A. Bacot (15p, 15r), R.J. Davis (15p, 12r)	
	vs. Oklahoma, 1-13-24	
	of North Carolina, 4-4-22	
3 PLAYERS WITH A DOUBLE-DOUBLE IN SAME GAME		
KU	J. Wilson (17p,13r), D. McCormack (22p, 10r), C. Braun (13p, 11r)	
Opp.	B. Manek (13p, 13r), A. Bacot (15p, 15r), R.J. Davis (15p, 12r)	
	vs. Texas, 3-5-22	
	of North Carolina, 4-4-22	
A PLAYER WITH A TRIPLE-DOUBLE IN A GAME		
KU	Kevin McCullar Jr. (22 pts, 11 reb, 10 ast)	vs. Chaminade, 11-20-23
Opp.	Denzel Valentine (29 pts, 12 reb, 12 ast)	of Michigan State, 11-17-15
A TEAM HAD 25+ ASSISTS IN A GAME		
KU	29	vs. Chaminade, 11-20-23
Opp.	26	by Oklahoma, 1-10-94
A TEAM HAD 7 OR FEWER ASSISTS IN A GAME		
KU	7	vs. Providence, 3-25-22
Opp.	7	by Cincinnati, 1-22-24



THE LAST TIME...

A TEAM HAD 15+ STEALS IN A GAME		
KU	17	vs. Baylor, 2-10-24
Opp.	16	by TCU, 1-6-24
A TEAM DID NOT HAVE A STEAL IN A GAME		
KU		vs. Syracuse, 3-18-01
Opp.		by Oklahoma, 1-13-24
A TEAM HAD 10+ BLOCKED SHOTS IN A GAME		
KU	11	vs. Eastern Illinois, 11-28-23
Opp.	12	by Kentucky, 12-1-20
A TEAM DID NOT BLOCK A SHOT IN A GAME		
KU		at Oklahoma, 2-17-24
Opp.		by Oklahoma State, 1-16-24
A TEAM COMMITTED 30+ FOULS IN A GAME		
KU	32	vs. Indiana, 11-11-16
Opp.	31	by West Virginia, 2-13-17
A TEAM COMMITTED 10 OR FEWER FOULS IN A GAME		
KU	9	vs. Texas, 2-24-24
Opp.	7	by Baylor, 3-2-24
A TEAM HAD TWO PLAYERS DISQUALIFIED (FOUL OUT)		
KU	KJ Adams / Hunter Dickinson	at Kansas State, 2-5-24
Opp.	Jermaine Hamlin / Rodolfo Rufino Bolis	of Eastern Illinois, 11-28-23
A TEAM HAD THREE PLAYERS DISQUALIFIED (FOUL OUT)		
KU	KJ Adams / Gradey Dick / Kevin McCullar	at Kansas State, 1-17-23
Opp.	Poythress / Willis / Lee / Labissiere	of Kentucky, 1-30-16
A TEAM HAD FOUR PLAYERS DISQUALIFIED (FOUL OUT)		
KU	Frank Mason III / Devonte' Graham / Carlton Bragg Jr. / Landen Lucas	vs. Indiana, 11-11-16
Opp.		Never
A TEAM SCORED 50+ POINTS IN A HALF		
KU	51, 1st half	at West Virginia, 1-20-24
Opp.	51, 1st half	by West Virginia, 1-20-24
A TEAM SCORED 60+ POINTS IN A HALF		
KU	66, 1st half	vs. Texas Southern, 11-21-17
Opp.	60, 2nd half	by Texas Tech, 2-13-99
A TEAM HAD 20 OR FEWER POINTS IN A HALF		
KU	20, 1st half	vs. UTEP, 3-4-21
Opp.	19, 1st half	by Manhattan College, 11-10-23
A TEAM SHOT 70% OR BETTER FG IN A HALF		
KU	70.0 (14-20), 2nd half	vs. Houston, 2-3-24
Opp.	75.0, 1st half	by Baylor, 1-25-93
A TEAM SHOT 20% OR WORSE FG IN A HALF		
KU	13.6%, 1st half	at TCU, 2-6-13
Opp.	18.2%, 2nd half	by Oklahoma, 2-17-24
A TEAM MADE 9+ 3-POINTERS IN A HALF		
KU	9, 1st half	vs. North Carolina Central, 11-6-23
Opp.	9, 1st half	by Kentucky, 11-14-23
A TEAM MADE DID NOT MAKE A 3-POINTER IN A HALF		
KU	0-7, 2nd half	vs. Texas, 3-11-23
Opp.	0-6, 1st half	by Kentucky, 1-28-23
A TEAM DID NOT MAKE A FREE THROW IN A HALF		
KU	1st half (0-4)	vs. Marquette, 11-21-23
Opp.	1st half (0-0)	by Manhattan College, 11-10-23
A TEAM DID NOT ATTEMPT A FREE THROW IN A HALF		
KU	1st half	at Texas Tech, 1-3-23
Opp.	1st half	by North Dakota State, 11-10-22
A TEAM HAD 30+ REBOUNDS IN A HALF		
KU	30, 1st half	at Oklahoma State, 1-4-22
Opp.	31, 2nd half	by Baylor, 1-12-19

A TEAM HAD 15+ ASSISTS IN A HALF			
KU	16, 1st half	vs. Chaminade, 11-20-23	
Opp.	15, 1st half	by North Carolina, 3-25-12	
A TEAM DID NOT HAVE A TURNOVER IN A HALF			
KU	1st half	vs. Texas, 1-14-19	
Opp.	2nd half	vs. Kansas State, 1-13-18	
A TEAM HAD 10+ STEALS IN A HALF			
KU	10, 1st half	vs. Texas, 1-21-17	
Opp.	11, 2nd half	by Long Beach State, 12-6-11	
A TEAM HAD 7+ BLOCKED SHOTS IN A HALF			
KU	9, 1st half	vs. Manhattan College, 11-10-23	
Opp.	7, 1st half	by Kentucky, 12-1-20	
A PLAYER SCORED 30+ POINTS IN A GAME			
KU	30 by Hunter Dickinson	vs. TCU, 1-6-24	
Opp.	30 by Darrion Williams	of Texas Tech, 2-12-24	
A PLAYER SCORED 40+ POINTS IN A GAME			
KU	41 by Andrew Wiggins	at West Virginia, 3-8-14	
Opp.	46 by Buddy Hield	of Oklahoma, 1-4-16	
A PLAYER SHOT 80% OR BETTER FG IN A GAME (MIN. 10 ATT.)			
KU	80.0 (8-10) by KJ Adams Jr.	at Oklahoma State, 1-16-24	
Opp.	100.0 (12-12) by Darrion Williams	of Texas Tech, 2-12-24	
A PLAYER MADE 7+ 3-POINTERS IN A GAME			
KU	7 by Ochai Agbaji	vs. Texas Tech, 1-24-22	
Opp.	7 by Bryce Thompson	of Oklahoma State, 12-31-22	
A PLAYER SHOT 100% 3-POINT FG (MIN. 5 ATT.)			
KU	5-5 by Dajuan Harris Jr.	at Texas Tech, 1-3-23	
Opp.	5-5 by Marial Shayok	of Iowa State, 1-5-19	
A PLAYER MADE 12+ FREE THROWS IN A GAME			
KU	13 (13-16) by Kevin McCullar Jr.	at Indiana, 12-16-23	
Opp.	19 (19-22) by Reid Travis	of Stanford, 12-3-16	
A PLAYER SHOT 100% FREE THROWS IN A GAME (MIN. 10 ATT.)			
KU	10-10 by Kevin McCullar Jr.	vs. Wichita State, 12-30-23	
Opp.	11-11 by Malik Curry	of West Virginia, 3-10-22	
A PLAYER HAD 8+ OFFENSIVE REBOUNDS IN A GAME			
KU	8 by Hunter Dickinson	vs. TCU, 1-6-24	
Opp.	8 by Oscar Tschiebwe	of West Virginia, 1-4-20	
A PLAYER HAD 12+ DEFENSIVE REBOUNDS IN A GAME			
KU	12 by Hunter Dickinson	at Oklahoma, 2-17-24	
Opp.	12 by Kel'el Ware	of Indiana, 12-16-23	
A PLAYER HAD 15+ TOTAL REBOUNDS IN A GAME			
KU	16 by Hunter Dickinson	at Oklahoma, 2-17-24	
Opp.	15 by Kel'el Ware	of Indiana, 12-16-23	
A PLAYER HAD 10+ ASSISTS IN A GAME			
KU	10 by Kevin McCullar Jr.	vs. Chaminade, 11-20-23	
Opp.	10 by Tamin Lipsey	of Iowa State, 2-4-23	
A PLAYER HAD 7+ TURNOVERS IN A GAME			
KU	7 by Kevin McCullar Jr.	vs. Chaminade, 11-20-23	
Opp.	7 by Darius Johnson	of UCF, 1-10-24	
A PLAYER HAD 7+ BLOCKED SHOTS IN A GAME			
KU	7 by Udoka Azubuike	vs. Baylor, 1-11-20	
Opp.	9 by Trayce Jackson-Davis	of Indiana, 12-17-22	
A PLAYER HAD 7+ STEALS IN A GAME			
KU	7 by Xavier Henry	vs. Baylor, 1-20-10	
Opp.	7 by Terry Black	of Baylor, 2-26-00	
A PLAYER PLAYED ALL 40 MINUTES IN REGULATION			
KU	Dajuan Harris Jr. and KJ Adams Jr.	vs. Oklahoma, 1-13-24	



1

HUNTER DICKINSON

SR • C • 7-2 • 260 • Alexandria, Va. • DeMatha Catholic HS / Michigan • Twitter: @H\_Dickinson24 • IG: @hunter.dickinson1

2023-24 SEASON STATS

PPG	RPG	APG	FG%	3FG%	FT%
18.3	10.7	2.2	56.1	34.5	64.2
CAREER					
17.5	8.9	1.7	56.8	35.5	73.1

CAREER HIGHS (\*AT MICHIGAN)

*Points	33	vs. Michigan State (3.1.22)
Field Goals	15	vs. Chaminade (11.20.23)
Rebounds	21	vs. Kentucky (11.14.23)
*Assists	7	vs. Iowa (2.17.22)
Blocks	5	4x, last vs. Oklahoma (1.13.24)
Steals	3	4x, last vs. Wichita State (12.30.23)
*Minutes	46	vs. Illinois (3.2.23)

NOTES

Leads the Big 12 with 15 double-doubles ... Has 14 games of 20+ points ... Had 20 points and 16 rebounds at Oklahoma (2.17) ... Big 12 Player of the Week (2.5) ... Wooden Award Late Season Top 20 ... Had 21 points and 12 rebounds at Kansas State (2.5) ... Dropped a game-high 21 points at OSU (1.16) ... Blocked a career-high tying five shots against Oklahoma (1.13) ... Big 12 Player and Newcomer of the Week (1.8) ... Had 30 points and 11 boards against TCU (1.6.24) ... Logged a 17-point, 20-rebound double-double in win over Tennessee (11.22) ... Big 12 Player and Newcomer of the Week (11.20) ... Dropped 27 points and 21 rebounds against Kentucky (11.14).



3

DAJUAN HARRIS JR.

RS-SR • G • 6-1 • 170 • Columbia, Mo. • Rock Bridge HS • Twitter: @DajuanH10 • IG: @dajuanharris

2023-24 SEASON STATS

PPG	RPG	APG	FG%	3FG%	FT%
8.5	1.9	6.6	43.9	39.1	77.3
CAREER					
6.3	1.7	4.8	45.1	39.3	71.2

CAREER HIGHS

Points	23	vs. Kentucky (11.14.23)
Field Goals	8	vs. Texas (2.6.23)
Rebounds	6	vs. Texas (2.6.23)
Assists	11	at Kansas State (1.17.23)
Blocks	4	vs. Texas (3.5.22)
Steals	6	vs. West Virginia (2.25.23)
Minutes	43	2x, last at Kansas State (2.5.24)

NOTES

Naismith Defensive Player of the Year Watchlist ... Is fifth on Kansas' all-time assist list (645) and sixth in steals (210) ... 2024 Bob Cousy Award Top 10 candidate ... Scored 14 points and dished out six assists against Texas (2.24) ... Dropped 15 points and dished out eight assists at Kansas State (2.5) ... Posted 11 points and a game-high three steals at OSU (1.16) ... Had seven points and three steals against Oklahoma (1.13) ... Posted 12 points and five assists at Indiana (12.16) ... Recorded a career-high 23 points with seven assists versus Kentucky (11.14) ... Is the third Jayhawk this century to record five 3FGs and seven assists against an AP Top 25 foe ... Dished out a season-high 10 assists against North Carolina Central (11.6).



4

JUSTIN CROSS

JR • F • 6-8 • 200 • Oak Park, Ill. • Oak Park River Forest HS • Twitter: @JCross\_4 • IG: @justin.cross4

2023-24 SEASON STATS

PPG	RPG	APG	FG%	3FG%	FT%
-	-	-	-	-	-
CAREER (AT JOHN A. LOGAN COLLEGE)					
2.0	3.4	0.8	45.5	00.0	78.4

CAREER HIGHS (\*AT JOHN A. LOGAN COL.)

Points	10	vs. Lake Land College (2.15.23)
Field Goals	4	vs. Lake Land College (2.15.23)
Rebounds	12	at Kaskaskia College (2.28.23)
Assists	6	vs. Lincoln Trail College (1.14.23)
Blocks	5	at Lewis & Clark CC (12.3.22)
Steals	3	4x, last vs. Lake Land College (2.15.23)
Minutes	25	vs. Macomb CC (12.10.22)

NOTES

An invited walk-on who played junior college basketball at John A. Logan College in Carterville, Illinois ... Son of Gene Cross, who is the director of scouting and administration for the New York Knicks and was a longtime college and professional coach.



5

CHRIS CARTER

RS-FR • G • 6-4 • 190 • Indio, Calif. • Shadow Hills HS • IG: @chrx2

2023-24 SEASON STATS

PPG	RPG	APG	FG%	3FG%	FT%
-	-	-	-	-	-
CAREER					
-	-	-	-	-	-

CAREER HIGHS

Points	-	
Field Goals	-	
Rebounds	-	
Assists	-	
Blocks	-	
Steals	-	
Minutes	1	at Texas Tech (2.12.24)

NOTES

Checked in for his Kansas debut at Texas Tech (2.12) ... An invited walk-on who was a redshirt Cal State Northridge in 2022-23 and entered the transfer portal in May 2023 ... Provides depth at both guard positions ... Played AAU basketball for Elev8Elite.



10

JOHNNY FURPHY

FR • Guard • 6-9 • 202 • Melbourne, Australia • Centre of Excellence • IG: @johnnyfurphy

2023-24 SEASON STATS

PPG	RPG	APG	FG%	3FG%	FT%
9.1	4.6	0.8	50.3	37.3	75.8
CAREER					
9.1	4.6	0.8	50.3	37.3	75.8

CAREER HIGHS

Points	23	vs. Cincinnati (1.22.24)
Field Goals	7	vs. Cincinnati (1.22.24)
Rebounds	11	vs. Cincinnati (1.22.24)
Assists	3	at West Virginia (1.20.24)
Blocks	2	at Oklahoma State (1.16.24)
Steals	6	vs. Baylor (2.10.24)
Minutes	38	at Kansas State (2.5.24)

NOTES

Has started in 14 straight games ... Went for 16 points on a perfect 3-of-3 shooting against Texas (2.24) ... Scored 15 points and brought down nine boards at Oklahoma (2.17) ... Picked a game-high six steals against Baylor (2.10) ... Had 15 points and six boards at Iowa State (1.27) ... Recorded his first career double-double with career highs of 23 points and 11 rebounds against Cincinnati (1.22) ... Scored 15 points and pulled down seven boards at Oklahoma State (1.16) ... Picked up seven points and two steals against Oklahoma (1.13) ... Scored 10 second-half points to spark win against Kansas City (12.5) ... Went 2-for-3 from deep against UConn with six points (12.1).



11

JAMARI MCDOWELL

FR • Guard • 6-4 • 180 • Houston, Texas • Manvel HS • Twitter: @jamari\_mcdowell • IG: @\_jammarii

2023-24 SEASON STATS

PPG	RPG	APG	FG%	3FG%	FT%
1.7	1.2	0.5	31.6	33.3	86.7
CAREER					
1.7	1.2	0.5	31.6	33.3	86.7

CAREER HIGHS

Points	7	vs. Tennessee (11.22.23)
Field Goals	2	2x, last vs. Oklahoma State (1.30.24)
Rebounds	6	vs. Manhattan College (11.10.23)
Assists	2	vs. Marquette (11.21.23)
Blocks	1	2x, last vs. Oklahoma State (1.30.24)
Steals	2	vs. Texas (2.24.24)
Minutes	27	vs. Tennessee (11.22.23)

NOTES

Is an energy spark off the bench for Kansas ... Scored five points and picked a game-high two steals against Texas (2.24) ... Posted six points and three boards in 10 minutes on 2-of-3 shooting against Oklahoma State (1.30) ... Had six points on a perfect 4-of-4 from the FT line against Wichita State (12.30) ... Knocked down a clutch 3PT in the second half against Indiana (12.16) ... Scored a career-high seven points in a career-high 27 minutes off the bench against Tennessee (11.22) ... Hit a pair of threes and pulled down four rebounds to spark Kansas' win over Tennessee ... Knocked down the game-sealing free throws in the final two minutes against Kentucky (11.14) ... Pulled down a career-high six boards against Manhattan College (11.10).



12

**WILDER EVERS**

RS-FR • G • 6-4 • 185 • Birmingham, Ala. • Oak Mountain HS • Twitter: @EversWilder • IG: @wilderevers

**2023-24 SEASON STATS**

PPG	RPG	APG	FG%	3FG%	FT%
<b>1.0</b>	<b>0.5</b>	<b>0.3</b>	<b>50.0</b>	<b>0.0</b>	<b>-</b>
CAREER					
1.0	0.5	0.3	50.0	0.0	-

**CAREER HIGHS**

Points	2	2x, last vs. Oklahoma State (1.30.24)
Field Goals	1	2x, last vs. Oklahoma State (1.30.24)
Rebounds	1	2x, last vs. Oklahoma State (1.30.24)
Assists	1	vs. North Carolina Central (11.6.23)
Blocks	-	
Steals	-	
Minutes	8	vs. North Carolina Central (11.6.23)

**NOTES**

Has played in four games this season ... Caught an alley-oop late in the game against Oklahoma State (1.30) ... Pulled down a rebound against Wichita State (12.30) ... Played eight minutes at point guard against North Carolina Central (11.6) ... Made a layup and dished out an assist ... His parents ran track at KU and his brother is on the KU baseball team.



13

**ELMARKO JACKSON**

FR • Guard • 6-3 • 195 • Marlton, N.J. • South Kent HS • Twitter: @ElmarkoJ • IG: @elmarkojackson

**2023-24 SEASON STATS**

PPG	RPG	APG	FG%	3FG%	FT%
<b>4.2</b>	<b>1.2</b>	<b>1.8</b>	<b>40.6</b>	<b>32.4</b>	<b>81.8</b>
CAREER					
4.2	1.2	1.8	40.6	32.4	81.8

**CAREER HIGHS**

Points	12	vs. Wichita State (12.30.23)
Field Goals	5	vs. Wichita State (12.30.23)
Rebounds	4	vs. UConn (12.1.23)
Assists	9	vs. Manhattan College (11.10.23)
Blocks	1	4x, last vs. Oklahoma (1.13.24)
Steals	3	vs. Eastern Illinois (11.28.23)
Minutes	32	vs. UConn (12.1.23)

**NOTES**

Scored eight points at Baylor (3.2) ... Picked a season-high four steals against Baylor (2.10) ... Dropped 10 points on a perfect 2-of-2 from 3PT against Oklahoma State (1.30) ... Had a career-high 12 points on a career-high five made field goals against Wichita State (12.30) ... Scored five points, dished out three assists and grabbed two steals against Indiana (12.16) ... Notched 11 points in 26 minutes in win over Missouri, going 6-for-7 from FT (12.9) ... Recorded four rebounds in a career-high 32 minutes in thriller win over UConn (12.1) ... Dished out a career-high nine assists against Manhattan College (11.10) ... Has started at shooting guard in 16 games.



14

**PATRICK CASSIDY**

JR • G • 6-1 • 185 • Columbus, Kan. • Columbus Unified HS • Twitter: @patrickcassidy • IG: @patrickcassidy14

**2023-24 SEASON STATS**

PPG	RPG	APG	FG%	3FG%	FT%
<b>0.0</b>	<b>0.0</b>	<b>0.0</b>	<b>0.0</b>	<b>0.0</b>	<b>-</b>
CAREER					
0.0	0.0	0.0	0.0	0.0	-

**CAREER HIGHS**

Points	-	
Field Goals	-	
Rebounds	-	
Assists	-	
Blocks	-	
Steals	-	
Minutes	5	vs. North Carolina Central (11.6.23)

**NOTES**

Has played in three games and has logged six minutes off the bench for Kansas ... An invited walk-on who will provide depth at the point guard position ... Was a two-year manager for the Kansas men's basketball program in 2021-22, Kansas' NCAA National Championship season, and 2022-23.



15

**KEVIN MCCULLAR JR.**

GR-SR • G • 6-7 • 212 • San Antonio, Texas • Wagner HS/Texas Tech • Twitter: @Kevin\_McCullar • IG: @kevinmccullarjr

**2023-24 SEASON STATS**

PPG	RPG	APG	FG%	3FG%	FT%
<b>19.1</b>	<b>6.4</b>	<b>4.3</b>	<b>46.4</b>	<b>33.6</b>	<b>79.6</b>
CAREER					
11.0	5.5	2.5	44.4	30.9	75.2

**CAREER HIGHS (\*AT TEXAS TECH)**

Points	34	vs. Yale (12.22.23)
Field Goals	11	vs. Yale (12.22.23)
Rebounds	13	vs. Kansas State (1.31.23)
Assists	10	2x, last vs. Chaminade (11.20.23)
*Blocks	4	vs. Baylor (1.16.21)
*Steals	6	vs. Texas (3.11.21)
Minutes	44	2x, last at Kansas State (2.5.24)

**NOTES**

Naismith Defensive Player of the Year Watchlist ... Has 12 games with 20+ points ... Wooden Award Late Season Top 20 ... Leads the Big 12 in scoring at 19.1 ppg ... Leads the nation in triple doubles with two ... Has at least 10 FTM in three games this season ... Had 10 points and eight rebounds at Oklahoma after missing two games due to injury (2.17) ... Had 21 points against Oklahoma (1.13) ... Posted 20 points on a perfect 10-of-10 from FT against Wichita State (12.30) ... Dropped a career-high 34 points on 11-of-18 FG against Yale (12.22) ... Hit a career-high 13-of-16 from FT against Indiana (12.16) ... Had 21 points against UConn (12.1).



20

**MICHAEL JANKOVICH**

GR-SR • G • 6-4 • 190 • Dallas, Texas • Northfield Mount Hermon HS • Twitter: @michael\_jank • IG: @mjankovich

**2023-24 SEASON STATS**

PPG	RPG	APG	FG%	3FG%	FT%
<b>2.4</b>	<b>0.4</b>	<b>0.0</b>	<b>60.0</b>	<b>55.6</b>	<b>-</b>
CAREER					
1.2	0.1	0.0	48.5	45.2	75.0

**CAREER HIGHS**

Points	6	vs. Manhattan College (11.10.23)
Field Goals	2	vs. Manhattan College (11.10.23)
Rebounds	2	vs. Wichita State (12.30.23)
Assists	1	vs. Chaminade (11.25.19)
Blocks	1	vs. Howard (3.16.23)
Steals	1	3x, last at Oklahoma (2.11.23)
Minutes	8	vs. North Carolina Central (11.6.23)

**NOTES**

Has played in seven games this season ... Has knocked down 5-of-9 3PT in 25 minutes of playing time this season ... Has played in 41 games while at Kansas ... Graduated from KU in May 2023.



22

**DILLON WILHITE**

RS-SO • F • 6-9 • 240 • San Diego, Calif. • Cathedral Catholic HS • Twitter: @dillonwilhite • IG: @dillon.wilhite

**2023-24 SEASON STATS**

PPG	RPG	APG	FG%	3FG%	FT%
<b>0.6</b>	<b>0.4</b>	<b>0.0</b>	<b>33.3</b>	<b>-</b>	<b>25.0</b>
CAREER					
0.3	0.3	0.0	33.3	-	25.0

**CAREER HIGHS**

Points	3	vs. Manhattan College (11.10.23)
Field Goals	1	vs. Manhattan College (11.10.23)
Rebounds	1	3x, last vs. Manhattan College (11.10.23)
Assists	-	
Blocks	-	
Steals	-	
Minutes	5	vs. North Carolina Central (11.6.23)

**NOTES**

Recorded his first points as a Jayhawk in the second half against Manhattan College (11.10) ... Has played in 10 games in his KU career.



23

**PARKER BRAUN** GR-SR • F • 6-10 • 235 • Burlington, Kan. • Blue Valley Northwest HS • IG: @parkerlouisbraun

2023-24 SEASON STATS

PPG	RPG	BPG	FG%	3FG%	FT%
2.3	1.7	0.7	67.4	37.5	66.7
CAREER					
4.6	3.4	0.9	57.9	29.8	50.5

CAREER HIGHS

Points	19	vs. Nevada (11.16.21)
Field Goals	9	vs. Nevada (11.16.21)
Rebounds	12	2x, last at Pacific (1.14.23)
Assists	5	4x, last vs. Iona (11.26.22)
Blocks	5	vs. Montana (12.19.21)
Steals	3	2x, last vs. BYU (1.27.22)
Minutes	40	vs. San Francisco (3.4.23)

NOTES

Has 19 blocks on the season ... Blocked a game-high two shots against Texas (2.24) ... Had five points and a clutch 3FG against Houston (2.3) ... Blocked two shots at OSU (1.16) ... Threw down a momentum-shifting dunk against Oklahoma (1.13) ... Has made three threes this season, including 1-1 at UCF (1.10) ... Posted four points and blocked two shots against Missouri (12.9) ... Recorded a season-high three blocks against Manhattan College (11.10) ... Has scored in double-digits in two contests and comes off the bench to protect the rim.



24

**KJ ADAMS JR.** JR • F • 6-7 • 235 • Austin, Texas • Westlake HS • Twitter: @kj\_atz • IG: @kjadams

2023-24 SEASON STATS

PPG	RPG	APG	FG%	3FG%	FT%
12.1	4.5	3.3	60.5	.000	59.4
CAREER					
7.5	3.1	1.7	60.9	.000	60.1

CAREER HIGHS

Points	22	vs. Oklahoma (1.10.23)
Field Goals	9	at Missouri (12.10.22)
Rebounds	11	vs. Wichita State (12.30.23)
Assists	7	vs. Houston (2.3.24)
Blocks	3	vs. Southern Utah (11.18.22)
Steals	4	3x, last at Kansas State (2.5.24)
Minutes	44	at Kansas State (2.5.24)

NOTES

Leads the Big 12 in FG% (60.5) ... Totaled 16 points on 8-of-12 (66.7%) shooting against Texas (2.24) ... Picked a game-high four steals in a career-high 44 minutes at Kansas State (2.5) ... Dished out a career-high seven assists against Houston (2.3) ... Shot a perfect 7-of-7 with 16 points against Oklahoma State (1.30) ... Had 13 points at Iowa State, including 7-10 from FT (1.27) ... Posted a 15-point, 10-rebound double-double against Oklahoma (1.13) ... Recorded his first career double-double against TCU with 18 points and 10 boards (1.6) ... Pulled down a career-high 11 boards against Wichita State (12.30) ... Logged 18 points against UConn (12.1) ... Recorded 16 points in win against Kentucky (11.14).



25

**NICOLAS TIMBERLAKE** GR-SR • G • 6-4 • 195 • Braintree, Mass. • Kimball Union Academy • Twitter: @NickTimberlake • IG: @ntimberlake25

2023-24 SEASON STATS

PPG	RPG	APG	FG%	3FG%	FT%
4.2	1.7	0.5	35.4	26.7	75.9
CAREER					
10.9	3.4	1.4	41.4	36.7	78.9

CAREER HIGHS (\*AT TOWSON)

*Points	34	at Col. of Charleston (2.23.23)
*Field Goals	12	at Hofstra (2.2.23)
*Rebounds	11	vs. LIU (12.2.21)
*Assists	7	vs. William & Mary (2.10.22)
*Blocks	2	2x, last at Penn (11.13.22)
*Steals	4	vs. Albany (11.7.22)
*Minutes	43	at Drexel (2.11.23)

NOTES

Has started at shooting guard in four of Kansas' last six games ... Went a perfect 6-of-6 from FT against BYU (2.27) ... Scored 13 points in a season-high 33 minutes against Texas, including a 6-of-8 clip from FT (2.24) ... Posted a team-high 13 points at Texas Tech (2.12) ... Dropped 12 points on 4-of-7 FG at West Virginia (1.20) ... Featured #3 on ESPN SportsCenter Top 10 for his contact dunk at Oklahoma State (1.16) ... Tied his season-high point total with 13 on 5-of-10 shooting which included three 3PT in a season-high 29 minutes off the bench against Yale (12.22) ... Posted five points and three rebounds against Eastern Illinois (11.28) ... Picked up a season-high 13 points on 4-of-5 shooting (80.0%) in his Kansas debut against North Carolina Central (11.6).



41

**ZACH CLEMENCE** JR • F • 6-11 • 230 • San Antonio, Texas • Sunrise Christian Academy • Twitter: @BIGZTEXAS • IG: @zachary\_clemence

2023-24 SEASON STATS

PPG	RPG	BPG	FG%	3FG%	FT%
-	-	-	-	-	-
CAREER					
1.8	1.6	0.3	35.1	25.0	45.7

CAREER HIGHS

Points	11	vs. Stony Brook (11.18.21)
Field Goals	3	2x, last vs. Oklahoma (1.10.23)
Rebounds	6	2x, last vs. Oklahoma State (2.14.22)
Assists	3	vs. Texas Southern (3.17.22)
Blocks	3	vs. Kansas State (1.31.23)
Steals	2	2x, last vs. Kansas State (1.31.23)
Minutes	15	vs. Kansas State (1.31.23)

NOTES

Plans for redshirt the 2023-24 season ... Entered the transfer portal following the 2022-23 season yet returned to Kansas ... Played in 44 games while at Kansas - 20 in 2022-23 and 24 in Kansas' 2022 NCAA National Championship season ... A solid shooter and being 6-foot-10, can play multiple positions and be a tough matchup ... Played his prep career at national powers Sunrise Academy and Findley Prep.



**CHARLIE MCCARTHY** RS-SO • G • 6-2 • 195 • Rancho Mirage, Calif. • Shadow Hills HS • IG: @chmac13

2023-24 SEASON STATS

PPG	RPG	BPG	FG%	3FG%	FT%
-	-	-	-	-	-
CAREER					
-	-	-	-	-	-

CAREER HIGHS

Points	-
Field Goals	-
Rebounds	-
Assists	-
Blocks	-
Steals	-
Minutes	-

NOTES

An invited walk-on ... A member of Kansas' 2022 NCAA National Championship team ... Comes from a KU family as both parents are two of 23 family members who have graduated from KU.





-VS-



## ALL-TIME SERIES

## KANSAS LEADS, 201-96

Lawrence, Kan. (Allen Fieldhouse) . . . . . 93-35 (52-18)  
 Manhattan, Kan. (Bramlage Coliseum) . . . . . 80-50 (28-7)  
 Neutral Sites . . . . . 28-11  
 Big 12 Play . . . . . 44-8  
 Big 12 Championship (Sprint Center) . . . . . 9-0 (3-0)

## HIGHEST SCORES - KANSAS

Lawrence . . . . . 103  
 . . . . . KU 103-68, in 2001-02  
 Manhattan . . . . . 98  
 . . . . . KU 98-71 OT, in 2001-02

## HIGHEST SCORES - K-STATE

Lawrence . . . . . 91  
 . . . . . KSU 91-72, in 1961-62  
 Manhattan . . . . . 96  
 . . . . . KSU 96-69, in 1978-79

## GAME-BY-GAME (BIG 12 ERA)

01/04/1997 . . . . . Manhattan . . . . . W . . . . 62-59  
 02/22/1997 . . . . . Lawrence . . . . . W . . . . 78-58  
 01/17/1998 . . . . . Lawrence . . . . . W . . . . 69-62  
 02/14/1998 . . . . . Manhattan . . . . . W . . . . 73-58  
 03/06/1998 . . . . . Kansas City, Mo.\* . . . . W . . . . 68-61  
 02/01/1999 . . . . . Manhattan . . . . . W . . . . 69-46  
 02/17/1999 . . . . . Lawrence . . . . . W . . . . 62-47  
 03/06/1999 . . . . . Kansas City, Mo.\* . . . . W . . . . 69-58  
 01/12/2000 . . . . . Lawrence . . . . . W . . . . 87-79  
 02/12/2000 . . . . . Manhattan . . . . . W . . . . 94-65  
 03/09/2000 . . . . . Kansas City, Mo.\* . . . . W . . . . 84-60  
 01/27/2001 . . . . . Lawrence . . . . . W . . . . 92-66  
 02/28/2001 . . . . . Manhattan . . . . . W . . . . 77-65  
 03/09/2001 . . . . . Kansas City, Mo.\* . . . . W . . . . 94-63  
 02/04/2002 . . . . . Manhattan . . . . . W . . . . 98-71  
 02/27/2002 . . . . . Lawrence . . . . . W . . . . 103-68  
 01/18/2003 . . . . . Lawrence . . . . . W . . . . 81-64  
 02/08/2003 . . . . . Manhattan . . . . . W . . . . 82-64  
 01/14/2004 . . . . . Lawrence . . . . . W . . . . 73-67  
 01/28/2004 . . . . . Manhattan . . . . . W . . . . 78-70  
 02/09/2005 . . . . . Manhattan . . . . . W . . . . 74-65  
 03/02/2005 . . . . . Lawrence . . . . . W . . . . 72-65  
 03/11/2005 . . . . . Kansas City, Mo.\* . . . . W . . . . 80-67  
 01/14/2006 . . . . . Lawrence . . . . . L . . . . 55-59  
 03/04/2006 . . . . . Manhattan . . . . . W . . . . 66-52  
 02/07/2007 . . . . . Lawrence . . . . . W . . . . 97-70  
 02/19/2007 . . . . . Manhattan . . . . . W . . . . 71-62  
 03/10/2007 . . . . . Oklahoma City, Okla.\* . . . . W . . . . 67-61  
 01/30/2008 . . . . . Manhattan . . . . . L . . . . 75-84  
 03/01/2008 . . . . . Lawrence . . . . . W . . . . 88-74  
 01/13/2009 . . . . . Lawrence . . . . . W . . . . 87-71  
 02/14/2009 . . . . . Manhattan . . . . . W . . . . 85-74  
 01/30/2010 . . . . . Manhattan (ot) . . . . . W . . . . 81-79  
 03/03/2010 . . . . . Lawrence . . . . . W . . . . 82-65  
 03/13/2010 . . . . . Kansas City, Mo.\* . . . . W . . . . 82-65  
 01/29/2011 . . . . . Lawrence . . . . . W . . . . 87-71  
 02/14/2011 . . . . . Manhattan . . . . . L . . . . 68-84  
 01/04/2012 . . . . . Lawrence . . . . . W . . . . 67-49  
 02/13/2012 . . . . . Manhattan . . . . . W . . . . 59-53  
 01/22/2013 . . . . . Manhattan . . . . . W . . . . 59-55  
 02/11/2013 . . . . . Lawrence . . . . . W . . . . 83-62  
 03/16/2013 . . . . . Kansas City, Mo.\* . . . . W . . . . 70-54  
 01/11/2014 . . . . . Lawrence . . . . . W . . . . 86-60  
 02/10/2014 . . . . . Manhattan (OT) . . . . . L . . . . 82-85  
 01/31/2015 . . . . . Lawrence . . . . . W . . . . 68-57  
 02/23/2015 . . . . . Manhattan . . . . . L . . . . 63-70  
 02/03/2016 . . . . . Lawrence . . . . . W . . . . 77-59  
 02/20/2016 . . . . . Manhattan . . . . . W . . . . 72-63  
 03/10/2016 . . . . . Kansas City, Mo.\* . . . . W . . . . 85-63  
 01/03/2017 . . . . . Lawrence . . . . . W . . . . 90-88  
 02/06/2017 . . . . . Manhattan . . . . . W . . . . 74-71  
 \*01/13/2018 . . . . . Lawrence . . . . . W . . . . 73-72  
 \*01/29/2018 . . . . . Manhattan . . . . . W . . . . 70-56  
 \*03/09/2018 . . . . . Kansas City, Mo.\* . . . . W . . . . 83-67  
 02/05/2019 . . . . . Manhattan . . . . . L . . . . 67-74  
 02/25/2019 . . . . . Lawrence . . . . . W . . . . 64-49  
 01/21/2020 . . . . . Lawrence . . . . . W . . . . 81-60  
 02/29/2020 . . . . . Manhattan . . . . . W . . . . 62-58  
 02/02/2021 . . . . . Lawrence . . . . . W . . . . 74-51  
 02/11/2021 . . . . . Manhattan . . . . . W . . . . 59-41  
 01/22/2022 . . . . . Manhattan . . . . . W . . . . 78-75  
 02/22/2022 . . . . . Lawrence . . . . . W . . . . 102-83  
 01/17/2023 . . . . . Manhattan . . . . . L . . . . 82-83  
 01/31/2023 . . . . . Lawrence . . . . . W . . . . 90-78  
 02/05/2024 . . . . . Manhattan (OT) . . . . . L . . . . 70-75

\*Big 12 Championship; \*Win was later vacated

## THE JAYHAWKS VS. KANSAS STATE (\*STARTER)

## #1 HUNTER DICKINSON

OPPONENT (Date)	MP	FG-A	PCT	3PT-A	PCT	FT-A	PCT	O-D-T	PF	A	TO	BLK	ST	TP
*at Kansas State (2.5.24) - L (OT)	36	8-18	.444	0-2	.000	5-6	.833	5-7-12	5	2	1	1	1	21

## #3 DAJUAN HARRIS JR.

OPPONENT (Date)	MP	FG-A	PCT	3PT-A	PCT	FT-A	PCT	O-D-T	PF	A	TO	BLK	ST	TP
KANSAS STATE (2.2.21) - W	21	0-2	.000	0-0	---	0-0	---	0-2-2	2	5	0	0	0	0
at Kansas State (2.17.21) - W	10	0-0	---	0-0	---	0-0	---	1-1-2	2	2	2	0	3	2
*at Kansas State (1.22.22) - W	33	2-5	.400	1-1	1.000	2-2	1.000	2-3-5	2	2	0	0	1	7
*KANSAS STATE (2.22.22) - W	27	3-6	.500	0-2	.000	0-0	---	0-1-1	3	7	2	0	1	6
*at Kansas State (1.17.23) - L	42	1-7	.143	1-6	.167	0-0	---	1-1-2	2	11	4	0	2	3
*KANSAS STATE (1.31.23) - W	34	7-12	.583	2-6	.333	2-4	.500	0-0-0	3	2	1	1	0	18
*at Kansas State (2.5.24) - L (OT)	43	5-10	.500	1-3	.333	4-4	1.000	0-2-2	2	8	3	1	2	15
<b>TOTAL (7 games, 5 starts)</b>	<b>210</b>	<b>18-42</b>	<b>.429</b>	<b>5-18</b>	<b>.278</b>	<b>8-10</b>	<b>.800</b>	<b>4-10-14</b>	<b>16</b>	<b>37</b>	<b>12</b>	<b>2</b>	<b>9</b>	<b>51</b>
<b>Averages</b>	<b>30.0</b>							<b>2.0</b>		<b>5.3</b>		<b>0.3</b>	<b>1.3</b>	<b>7.3</b>

## #10 JOHNNY FURPHY

OPPONENT (Date)	MP	FG-A	PCT	3PT-A	PCT	FT-A	PCT	O-D-T	PF	A	TO	BLK	ST	TP
*at Kansas State (2.5.24) - L (OT)	38	2-7	.286	0-4	.000	0-0	---	2-2-4	4	1	0	0	0	4

## #11 JAMARI MCDOWELL

OPPONENT (Date)	MP	FG-A	PCT	3PT-A	PCT	FT-A	PCT	O-D-T	PF	A	TO	BLK	ST	TP
at Kansas State (2.5.24) - L (OT)	1	0-1	.000	0-1	.000	0-0	---	0-0-0	0	0	0	0	0	0

## #13 ELMARKO JACKSON

OPPONENT (Date)	MP	FG-A	PCT	3PT-A	PCT	FT-A	PCT	O-D-T	PF	A	TO	BLK	ST	TP
at Kansas State (2.5.24) - L (OT)	5	1-2	.500	0-0	---	0-0	---	0-0-0	1	0	0	0	0	2

## #15 KEVIN MCCULLAR (\*AT TEXAS TECH)

OPPONENT (Date)	MP	FG-A	PCT	3PT-A	PCT	FT-A	PCT	O-D-T	PF	A	TO	BLK	ST	TP
*at Kansas State (1.14.20)	16	3-6	.500	0-0	---	4-7	.571	4-1-5	2	1	2	0	3	10
**KANSAS STATE (2.19.20)	33	3-6	.500	0-0	---	3-3	1.000	1-5-6	2	1	2	0	4	9
**KANSAS STATE (1.05.21)	27	2-6	.333	0-3	.000	2-2	1.000	1-6-7	3	1	2	2	2	6
**at Kansas State (2.06.21)	36	4-8	.500	3-4	.750	4-5	.800	2-4-6	3	4	1	0	0	15
*at Kansas State (1.15.22)	35	3-9	.333	0-0	---	0-0	---	1-4-5	4	3	5	1	1	6
*at Kansas State (1.17.23) - L	23	0-2	.000	0-2	.000	0-2	.000	1-6-7	5	3	2	0	1	0
*KANSAS STATE (1.31.23) - W	30	2-10	.200	2-3	.667	10-12	.833	3-10-13	5	4	0	1	2	16
*at Kansas State (2.5.24) - L (OT)	43	6-18	.333	2-5	.400	1-5	.200	0-6-6	1	6	2	0	4	15
<b>TOTAL (8 games/7 starts)</b>	<b>243</b>	<b>23-65</b>	<b>.354</b>	<b>7-17</b>	<b>.412</b>	<b>24-36</b>	<b>.667</b>	<b>13-42-55</b>	<b>25</b>	<b>23</b>	<b>16</b>	<b>4</b>	<b>17</b>	<b>77</b>
<b>Averages</b>	<b>30.4</b>							<b>6.9</b>		<b>2.9</b>		<b>0.5</b>	<b>2.1</b>	<b>9.6</b>

## #20 MICHAEL JANKOVICH

OPPONENT (Date)	MP	FG-A	PCT	3PT-A	PCT	FT-A	PCT	O-D-T	PF	A	TO	BLK	ST	TP
KANSAS STATE (1.12.20) - W	3	1-1	1.000	1-1	1.000	1-2	.500	0-0-0	0	0	0	0	0	4
KANSAS STATE (2.22.22) - W	1	0-0	---	0-0	---	0-0	---	0-0-0	0	0	0	0	0	0
at Kansas State (2.5.24) - L (OT)	1	0-0	---	0-0	---	0-0	---	0-0-0	0	0	0	0	0	0
<b>TOTAL (3 games)</b>	<b>5</b>	<b>1-1</b>	<b>1.000</b>	<b>1-1</b>	<b>1.000</b>	<b>1-2</b>	<b>.500</b>	<b>0-0-0</b>	<b>0</b>	<b>0</b>	<b>0</b>	<b>0</b>	<b>0</b>	<b>4</b>
<b>Averages</b>	<b>1.7</b>							<b>0.0</b>		<b>0.0</b>		<b>0.0</b>	<b>0.0</b>	<b>1.3</b>

## #23 PARKER BRAUN

OPPONENT (Date)	MP	FG-A	PCT	3PT-A	PCT	FT-A	PCT	O-D-T	PF	A	TO	BLK	ST	TP
at Kansas State (2.5.24) - L (OT)	10	0-0	---	0-0	---	0-0	---	0-4-4	1	0	2	0	0	0

## #24 K.J. ADAMS JR.

OPPONENT (Date)	MP	FG-A	PCT	3PT-A	PCT	FT-A	PCT	O-D-T	PF	A	TO	BLK	ST	TP
at Kansas State (1.22.22) - W	6	0-0	---	0-0	---	0-0	---	0-0-0	1	0	0	0	0	0
KANSAS STATE (2.22.22) - W	3	0-0	---	0-0	---	0-1	.000	0-0-0	0	1	1	0	0	0
*at Kansas State (1.17.23) - L	33	6-6	1.000	0-0	---	5-10	.500	2-0-2	5	4	2	0	0	17
*KANSAS STATE (1.31.23) - W	18	4-6	.667	0-0	---	0-1	.000	2-1-3	3	1	1	1	0	8
*at Kansas State (2.5.24) - L (OT)	43	6-12	.500	0-0	---	1-1	1.000	0-2-2	5	4	1	0	4	13
<b>TOTAL (5 games, 3 starts)</b>	<b>103</b>	<b>16-24</b>	<b>.667</b>	<b>0-0</b>	<b>---</b>	<b>6-13</b>	<b>.462</b>	<b>4-3-7</b>	<b>14</b>	<b>10</b>	<b>5</b>	<b>1</b>	<b>4</b>	<b>38</b>
<b>Averages</b>	<b>20.6</b>							<b>1.4</b>		<b>2.0</b>		<b>0.2</b>	<b>0.8</b>	<b>7.6</b>

## #25 NICOLAS TIMBERLAKE

OPPONENT (Date)	MP	FG-A	PCT	3PT-A	PCT	FT-A	PCT	O-D-T	PF	A	TO	BLK	ST	TP
at Kansas State (2.5.24) - L (OT)	6	0-0	---	0-0	---	0-0	---	0-2-2	0	0	0	0	0	0




R O C K   C H A L K   J A Y H A W K

## TV/RADIO ROSTER


// 2023-24 KANSAS MEN'S BASKETBALL



**1 HUNTER DICKINSON**  
Sr. / C / 7-2 / 260  
Alexandria, Va.



**3 DAJUAN HARRIS JR.**  
RS-Sr. / G / 6-2 / 170  
Columbia, Mo.



**4 JUSTIN CROSS**  
Jr. / F / 6-8 / 200  
Oak Park, Ill.




**5 CHRIS CARTER**  
RS-Fr. / G / 6-4 / 190  
Indio, Calif.



**10 JOHNNY FURPHY**  
Fr. / G / 6-9 / 202  
Melbourne, Australia



**11 JAMARI MCDOWELL**  
Fr. / G / 6-4 / 180  
Houston, Texas




**12 WILDER EVERS**  
RS-Fr. / G / 6-4 / 185  
Birmingham, Ala.



**13 ELMARKO JACKSON**  
Fr. / G / 6-3 / 195  
Marlton, N.J.




**14 PATRICK CASSIDY**  
Jr. / G / 6-1 / 185  
Columbus, Kan.



**15 KEVIN MCCULLAR JR.**  
Gr-Sr. / G / 6-7 / 212  
San Antonio, Texas



**20 MICHAEL JANKOVICH**  
Gr-Sr. / G / 6-4 / 190  
Dallas, Texas



**22 DILLON WILHITE**  
RS-Sr. / F / 6-9 / 240  
San Diego, Calif.




**23 PARKER BRAUN**  
Gr-Sr. / F / 6-10 / 235  
Burlington, Kan.




**24 KJ ADAMS JR.**  
Jr. / F / 6-7 / 235  
Austin, Texas



**25 NICOLAS TIMBERLAKE**  
Gr-Sr. / G / 6-4 / 200  
Braintree, Mass.



**41 ZACH CLEMENCE**  
Jr. / F / 6-11 / 230  
San Antonio, Texas



**CHARLIE MCCARTHY**  
RS-Sr. / G / 6-2 / 195  
Rancho Mirage, Calif.



**BILL SELF**  
Head Coach  
21st Year at Kansas



**KURTIS TOWNSEND**  
Assistant Coach  
20th Year at Kansas



**NORM ROBERTS**  
Assistant Coach  
13th Year at Kansas



**JEREMY CASE**  
Assistant Coach  
Ninth Year at Kansas



**FRED QUARTLEBAUM**  
Director of Operations  
11th Year at Kansas



**JOE DOOLEY**  
Director of Student-Athlete Development  
12th Year at Kansas



**DOC SADLER**  
Advisor to the Men's Basketball Program



**BRADY MORNINGSTAR**  
Video Coordinator