

Texas Tech

RED RAIDER BASEBALL

4 CWS APPEARANCES (2014, 2016, 2018, 2019), 5 BIG 12 TITLES (1997, 1998, 2016, 2017, 2018)

SCHEDULE / RESULTS

Overall: 29-14 | Big 12: 12-9 | H: 21-4 | A: 6-8 | N: 2-2

FEBRUARY (6-2)

| | | | |
|---------|--------------------|-------------|-------------|
| Fri. 16 | No. 9 Tennessee | FloBaseball | L, 2-6 |
| Sat. 17 | Nebraska | FloBaseball | W, 6-3 |
| Sun. 18 | Oregon | FloBaseball | W, 11-7 |
| Tue. 20 | at UTA | Wac Network | W, 13-1 |
| Wed. 21 | No. 7 Oregon State | None | L, 4-10 |
| Fri. 23 | Texas Southern | ESPN+ | W, 32-5 |
| Sat. 24 | Texas Southern | ESPN+ | W, 20-4 |
| Sun. 25 | Texas Southern | ESPN+ | W, 16-5 (7) |

MARCH (13-7)

| | | | |
|----------|-----------------------|------------|-------------|
| Fri. 1 | Gardner-Webb | ESPN+ | W, 10-7 |
| Sat. 2 | Gardner-Webb | ESPN+ | W, 29-3 |
| Sun. 3 | Gardner-Webb | ESPN+ | W, 9-5 |
| Tue. 5 | at New Mexico | MW Network | W, 11-8 |
| Fri. 8 | No. 24 Texas (Big 12) | ESPN+ | L, 8-22 |
| Sat. 9 | No. 24 Texas (Big 12) | ESPN+ | W, 7-2 |
| Sun. 10 | No. 24 Texas (Big 12) | ESPN+ | L, 7-9 |
| Tue. 12 | New Mexico State | ESPN+ | W, 13-7 |
| Wed. 13 | New Mexico State | ESPN+ | W, 9-7 |
| Fri. 15 | at Baylor (Big 12) | ESPN+ | W, 2-0 |
| Sat. 16 | at Baylor (Big 12) | ESPN+ | L, 1-5 |
| Sun. 17 | at Baylor (Big 12) | ESPN+ | L, 2-7 |
| Tues. 19 | Abilene Christian | ESPN+ | W, 9-4 |
| Thu. 21 | BYU (Big 12) | ESPN+ | L, 5-8 |
| Fri. 22 | BYU (Big 12) | ESPN+ | W, 4-3 |
| Sat. 23 | BYU (Big 12) | ESPN+ | W, 10-1 |
| Tue. 26 | Stephen F. Austin | ESPN+ | W, 16-4 (8) |
| Thu. 28 | at UCF (Big 12) | ESPN+ | L, 4-5 |
| Fri. 29 | at UCF (Big 12) | ESPN+ | L, 1-2 |
| Sat. 30 | at UCF (Big 12) | ESPN+ | W, 3-2 |

APRIL (9-5)

| | | | |
|---------|-------------------------------|-------|--------------|
| Mon. 1 | Stanford | ESPN+ | W, 10-9 (11) |
| Tue. 2 | Stanford | ESPN+ | W, 15-12 |
| Fri. 5 | Houston (Big 12) | ESPN+ | W, 12-9 |
| Sat. 6 | Houston (Big 12) | ESPN+ | W, 15-12 |
| Sun. 7 | Houston (Big 12) | ESPN+ | W, 12-8 |
| Wed. 10 | at Abilene Christian | ESPN+ | W, 21-3 (7) |
| Fri. 12 | at TCU (Big 12) | ESPN+ | W, 7-1 |
| Sat. 13 | at TCU (Big 12) | ESPN+ | L, 2-4 |
| Sun. 14 | at TCU (Big 12) | ESPN+ | L, 3-4 |
| Tue. 16 | at No. 2 Arkansas | ESPN2 | L, 8-9 |
| Wed. 17 | at No. 2 Arkansas | SECN | L, 4-5 |
| Fri. 19 | No. 22 West Virginia (Big 12) | ESPN+ | W, 15-2 |
| Sun. 21 | No. 22 West Virginia (Big 12) | ESPN+ | W, 6-4 |
| Sun. 21 | No. 22 West Virginia (Big 12) | ESPN+ | W, 3-1 |
| Tue. 23 | New Mexico | ESPN+ | L, 3-17 |
| Fri. 26 | at Kansas (Big 12) | ESPN+ | 6 p.m. |
| Sat. 27 | at Kansas (Big 12) | ESPN+ | 2 p.m. |
| Sun. 28 | at Kansas (Big 12) | ESPN+ | 1 p.m. |
| Tue. 30 | UTRGV | ESPN+ | 6:30 p.m. |

MAY

| | | | |
|---------|----------------------------|-------|-----------|
| Fri. 3 | Oklahoma (Big 12) | ESPN+ | 6:30 p.m. |
| Sat. 4 | Oklahoma (Big 12) | ESPN+ | 2 p.m. |
| Sun. 5 | Oklahoma (Big 12) | ESPN+ | 2 p.m. |
| Fri. 10 | at Oklahoma State (Big 12) | ESPN+ | 6 p.m. |
| Sat. 11 | at Oklahoma State (Big 12) | ESPN+ | 6 p.m. |
| Sun. 12 | at Oklahoma State (Big 12) | ESPN+ | 2 p.m. |
| Thu. 16 | at Arizona State | TBD | 8:30 p.m. |
| Fri. 17 | UNLV (Tempe) | TBD | 3 p.m. |
| Fri. 17 | at Arizona State | TBD | 8:30 p.m. |

May 21-25: Phillips 66 Big 12 Championship Tournament

May 31-June 3: NCAA Regionals (Campus Sites)

June 7-10: NCAA Super Regionals (Campus Sites)

June 14-25: NCAA College World Series (Omaha, Neb./Charles Schwab Field)

All times central, subject to change

| Dates | Time (CT) | TV |
|---------|-----------|-------|
| Apr. 26 | 6:00 p.m. | ESPN+ |
| Apr. 27 | 2:00 p.m. | ESPN+ |
| Apr. 28 | 1:00 p.m. | ESPN+ |

| PxP | Analyst |
|-------------|---------------|
| Brian Hanni | Kevin Wheeler |
| Brian Hanni | Kevin Wheeler |
| Brian Hanni | Kevin Wheeler |

| Radio |
|------------------|
| TTSN/Varsity App |
| TTSN/Varsity App |
| TTSN/Varsity App |

| PxP |
|--------------|
| Geoff Haxton |
| Geoff Haxton |
| Geoff Haxton |

| Analyst |
|----------------|
| Mike Gustafson |
| Mike Gustafson |
| Mike Gustafson |



TEXAS TECH RED RAIDERS

Head Coach _____ Tim Tadlock
 Record _____ 29-14 Overall • 12-9 Big 12
 Home/Away/Neutral _____ 21-4 / 6-8 / 2-2
 Rankings: _____ D1: NR • BA: NR • NCBWA: RV
 _____ Coaches: RV • PG: NR

Team Leaders

B Avg. _____ Bravo (.421)
 RBI _____ Pompey (45)
 ERA (.5 IP/G) _____ Hutyra (1.23)



KANSAS JAYHAWKS

Head Coach _____ Dan Fitzgerald
 Record _____ 22-15 Overall • 9-9 B12
 Home/Away/Neutral _____ 11-7 / 7-4 / 4-4
 Rankings: _____ D1: NR • BA: NR • NCBWA: NR
 Coaches: NR • PG: NR

Team Leaders

B Avg. (min. 2 AB/G) _____ John Nett (.368)
 RBI _____ English (41)
 ERA (min. 5 IP/G) _____ Dominic Voegele (2.89)

| Date | Texas Tech Projected Starters | Kansas Projected Starters |
|--------------|-----------------------------------|-------------------------------------|
| Fri. Apr. 26 | LHP Ryan Free (5-0, 5.10 ERA) | RHP Reese Dutton (7-2, 3.05 ERA) |
| Sat. Apr. 27 | RHP Kyle Robinson (4-4, 3.76 ERA) | RHP Dominic Voegele (5-2, 2.89 ERA) |
| Sun. Apr. 28 | RHP Mac Heuer (4-3, 5.27 ERA) | TBA |

Projected Texas Tech Lineup (By Position/2024 Stats)

| Pos. | # | Name | Cl. | B/T | Ht./Wt. | Avg. | R | H | 2B | HR | RBI | BB | Notes |
|------|----|------------------|-----|-----|---------|------|----|----|----|----|-----|----|---|
| C | 4 | Kevin Bazzell | So. | R/R | 6-1/205 | .344 | 28 | 44 | 10 | 5 | 28 | 19 | Went 5-10 vs. WVU; hit big insurance HR Sun. |
| 1B | 13 | Gavin Kash | Jr. | L/R | 6-0/200 | .318 | 39 | 54 | 15 | 10 | 39 | 21 | Has 99 total bases this season; 9th all-time in HRs |
| 2B | 5 | TJ Pompey | Fr. | R/R | 6-4/200 | .324 | 36 | 47 | 8 | 8 | 45 | 24 | Team-leader in RBIs (45) |
| 3B | 12 | Cade McGee | Jr. | R/R | 6-1/195 | .301 | 39 | 41 | 10 | 10 | 38 | 31 | Co-leader in HRs (10); Big 12 Newcomer of the Week |
| SS | 3 | Tracer Lopez | So. | L/R | 6-1/185 | .265 | 38 | 35 | 3 | 4 | 17 | 27 | One of six Red Raiders with 35 runs scored |
| LF | 50 | Drew Woodcox | Sr. | R/R | 6-0/205 | .336 | 27 | 38 | 7 | 10 | 35 | 15 | Team leader in SLG % (.664) |
| CF | 31 | Damian Bravo | So. | R/R | 6-2/195 | .419 | 48 | 62 | 20 | 4 | 40 | 17 | Team leader in hits, doubles and runs |
| RF | 20 | Austin Green | Sr. | S/R | 6-0/195 | .341 | 35 | 46 | 11 | 6 | 40 | 28 | Big 12 Player of the Week |
| DH | 16 | Landon Stripling | Fr. | L/R | 6-0/200 | .266 | 13 | 21 | 2 | 4 | 17 | 13 | Hit his 4th HR of the season Tues. |

Headlines in 1-2-3

* With just three conference weekends left and just four total weekends left in the 2024 regular season, the Red Raiders close the final weekend of April up in Lawrence when they clash with KU for three games. Friday's series opener is set for a 6 p.m. first pitch while Saturday's middle game is set for a 2 p.m. start. The Red Raiders and Jayhawks will close the series at 1 p.m. on Sunday afternoon.



* Tech enters the weekend with the most overall victories in the Big 12 Conference (29) and with the second-most Big 12 wins in the conference. Following the weekend sweep of the Mountaineers a pair of Red Raiders earned Big 12 weekly honors as Austin Green was tabbed the conference's Player of the Week while Gonzaga transfer Cade McGee was selected as Newcomer of the Week. McGee homered in four of five games last week against No. 2 Arkansas and WVU, while Green went 10-for-20 with 10 RBIs.

* The Red Raiders enter the third-to-last Big 12 weekend with a lot to play for. The Red Raiders will head back home to close out the home schedule next week against UTRGV (Apr. 30) and Oklahoma (May 3-5), before closing the regular season with back-to-back road series at Oklahoma State and a weekend in Tempe against Arizona State (Twice) and UNLV. Both the Sooners and Cowboys are ranked in this week's D1 Baseball Top-25 poll.

| SCHOOL | BIG 12 | C-PCT. | HOME | AWAY | STK. | OVR. | PCT. | HOME | AWAY | N. | STK. |
|----------------|--------|--------|------|------|------|-------|------|-------|-------|-----|------|
| Oklahoma | 14-4 | .778 | 7-2 | 7-2 | W6 | 25-14 | .641 | 14-8 | 9-3 | 2-3 | W8 |
| Oklahoma State | 11-7 | .611 | 7-2 | 4-5 | W1 | 27-14 | .659 | 15-5 | 9-8 | 3-1 | W2 |
| West Virginia | 11-7 | .611 | 6-3 | 5-4 | L3 | 23-16 | .590 | 11-5 | 11-11 | 1-0 | L3 |
| Texas | 11-7 | .611 | 5-4 | 6-3 | W2 | 25-17 | .595 | 18-11 | 7-3 | 0-3 | W3 |
| Texas Tech | 12-9 | .571 | 9-3 | 3-6 | W3 | 29-14 | .674 | 21-4 | 5-8 | 3-2 | L1 |
| Kansas State | 9-9 | .500 | 5-4 | 4-5 | L1 | 25-15 | .625 | 16-5 | 7-9 | 2-1 | W1 |
| Kansas | 9-9 | .500 | 3-6 | 6-3 | W2 | 22-15 | .595 | 11-7 | 8-4 | 3-4 | W3 |
| Cincinnati | 9-9 | .500 | 7-2 | 2-7 | L1 | 23-18 | .561 | 15-5 | 5-13 | 3-0 | L1 |
| Baylor | 9-9 | .500 | 5-4 | 4-5 | L2 | 19-20 | .487 | 14-11 | 5-6 | 0-3 | W1 |
| UCF | 8-10 | .444 | 6-3 | 2-7 | L3 | 25-13 | .658 | 18-5 | 7-8 | 0-0 | W3 |
| TCU | 8-13 | .381 | 5-4 | 3-9 | L2 | 24-15 | .615 | 17-4 | 4-11 | 3-0 | W1 |
| BYU | 6-15 | .286 | 2-10 | 4-5 | L6 | 16-21 | .432 | 7-11 | 8-8 | 1-2 | W1 |



Numerical Roster

| No. | Name | POS | B/T | HT | WT | CL | EXP | Hometown / High School / Previous School |
|-----|------------------|---------|-----|------|-----|-------|-----|--|
| 2 | Gage Harrelson | OF | L/L | 6-3 | 175 | So. | 1L | Warner Robins, Ga./Houston County |
| 3 | Tracer Lopez | INF | L/R | 5-10 | 150 | So. | 1L | Rosebud, Texas/C.H. Yoe |
| 4 | Kevin Bazzell | C/INF | R/R | 6-1 | 205 | So. | 1L | Rockwall, Texas/Rockwall-Heath (Dallas Baptist) |
| 5 | TJ Pompey | INF | R/R | 6-4 | 200 | Fr. | HS | Coppell, Texas/Coppell |
| 7 | Garet Boehm | INF | R/R | 6-3 | 215 | Fr. | HS | Taylor, Texas/Hutto |
| 8 | Hudson Parker | C/RHP | R/R | 6-0 | 200 | Jr. | TR | Rowlett, Texas/Rowlett (Midland College) |
| 11 | Davis Rivers | C/INF | L/R | 6-0 | 195 | Fr. | HS | Waller, Texas/Waller |
| 12 | Cade McGee | INF/RHP | R/R | 6-1 | 195 | Jr. | TR | Tucson, Ariz./Salpointe Catholic (Gonzaga) |
| 13 | Gavin Kash | INF | L/R | 6-3 | 210 | Jr. | 1L | Sour Lake, Texas/ Monsignor Kelly Catholic (Texas) |
| 14 | Travis Sanders | INF | R/R | 6-1 | 185 | R-Fr. | RS | Copperas Cove, Texas/Copperas |
| 15 | Will Burns | INF | R/R | 6-2 | 180 | So. | 1L | Mission Viejo, Calif./Trabuco Hills |
| 16 | Landon Stripling | INF | L/R | 6-0 | 200 | Fr. | HS | Lawrenceville, Ga./Parkview |
| 17 | Parker Hutyra | RHP | R/R | 6-4 | 195 | Fr. | HS | North Richland Hills, Texas/Birdville |
| 18 | Isaiah Rhodes | RHP | R/R | 6-2 | 173 | Sr. | TR | McKinney, Texas/McKinney North (Southern Miss) |
| 19 | Joe Sockwell | RHP | R/R | 6-2 | 190 | Fr. | HS | Austin, Texas/Westlake |
| 20 | Austin Green | INF/OF | S/R | 6-0 | 195 | Sr. | 1L | Diana, Texas/New Diana (Weatherford College) |
| 25 | Owen Washburn | OF/RHP | L/R | 6-1 | 200 | Jr. | 2L | Webster, Wisc./Webster |
| 26 | Dylan Maxcey | C | R/R | 5-9 | 165 | So. | 1L | Friendswood, Texas/Friendswood |
| 28 | Taber Fast | LHP/UTL | L/L | 6-1 | 205 | So. | 1L | Chehalis, Wash./Olympia |
| 29 | Carson Priebe | RHP | R/R | 6-5 | 225 | Fr. | HS | Frisco, Texas/Wakeland |
| 30 | Cole Kaase | RHP | R/R | 6-3 | 225 | Fr. | HS | Katy, Texas/Katy |
| 31 | Damian Bravo | UTL/RHP | R/R | 6-2 | 195 | So. | 1L | Haltom City, Texas/Haltom |
| 32 | Trendan Parish | RHP | R/R | 6-0 | 175 | Jr. | 2L | Poolville, Texas/Southwest Christian |
| 33 | Chandler Coe | RHP | L/R | 6-6 | 265 | Fr. | HS | Lakeside, Conn./Loomis Chaffee School |
| 34 | Zane Petty | RHP | R/R | 6-1 | 165 | So. | 1L | Corsicana, Texas/Corsicana |
| 35 | Solen Munson | C | L/R | 6-1 | 200 | Fr. | HS | Dubuque, Iowa/Hempstead |
| 37 | Carson Baugh | LHP | L/L | 6-1 | 175 | Jr. | TR | Pottsboro, Texas/Denison (Seminole State) |
| 38 | Jacob Rogers | RHP | R/R | 6-2 | 200 | So. | 1L | Friendswood, Texas/Friendswood |
| 41 | Brady Trombello | RHP | R/R | 6-2 | 180 | Fr. | HS | Ridgefield, Wash./Prairie |
| 42 | Kyle Robinson | RHP | R/R | 6-6 | 210 | Jr. | 2L | Vienna, Va./George C Marshall |
| 43 | Brendan Lysik | LHP | L/L | 6-5 | 225 | Jr. | 2L | Waldwick, N.J./St. Joseph Regional |
| 44 | Hudson Luce | LHP | L/L | 6-7 | 210 | R-So. | RS | Houston, Texas/Atascocita (Temple College) |
| 45 | Derek Bridges | LHP | L/L | 6-1 | 230 | Sr. | 3L | Duncan, Okla./Duncan |
| 46 | Ryan Free | LHP | L/L | 6-2 | 190 | Sr. | 1L | Frisco, Texas/Frisco (Grayson College) |
| 48 | Mac Heuer | RHP | R/R | 6-5 | 265 | Fr. | HS | Greensboro, Ga./Homeschooled |
| 50 | Drew Woodcox | INF/OF | R/R | 6-0 | 205 | Jr. | 1L | Houston, Texas/Lamar High School (Rice) |
| 51 | Zach Erdman | LHP | R/L | 6-2 | 185 | So. | 1L | Keller, Texas/Keller |
| 52 | Josh Sanders | RHP | R/R | 6-3 | 180 | Sr. | 3L | Yukon, Okla./Yukon |
| 54 | Max Huffling | LHP | L/L | 6-9 | 255 | Sr. | TR | Edmond, Okla./Deer Creek (Abilene Christian) |
| 56 | Jack Washburn | RHP | R/R | 6-2 | 215 | R-Jr. | RS | Webster, Wisc./Webster (Ole Miss) |

Alphabetical Roster

| No. | Name | POS | No. | Name | POS |
|-----|----------------|---------|-----|------------------|--------|
| 37 | Carson Baugh | LHP | 35 | Solen Munson | C |
| 4 | Kevin Bazzell | C/INF | 32 | Trendan Parish | RHP |
| 7 | Garet Boehm | INF | 8 | Hudson Parker | C/RHP |
| 31 | Damian Bravo | UTL/RHP | 34 | Zane Petty | RHP |
| 45 | Derek Bridges | LHP | 5 | TJ Pompey | INF |
| 15 | Will Burns | INF | 29 | Carson Priebe | RHP |
| 33 | Chandler Coe | LHP | 18 | Isaiah Rhodes | RHP |
| 51 | Zach Erdman | LHP | 42 | Kyle Robinson | RHP |
| 28 | Taber Fast | LHP | 38 | Jacob Rodgers | RHP |
| 46 | Ryan Free | LHP | 52 | Josh Sanders | RHP |
| 20 | Austin Green | INF/OF | 14 | Travis Sanders | INF |
| 2 | Gage Harrelson | OF | 19 | Joe Sockwell | RHP |
| 48 | Mac Heuer | RHP | 16 | Landon Stripling | INF |
| 54 | Max Huffling | LHP | 41 | Brady Trombello | RHP |
| 17 | Parker Hutyra | RHP | 56 | Jack Washburn | RHP |
| 30 | Cole Kaase | RHP | 25 | Owen Washburn | RHP |
| 13 | Gavin Kash | INF | 50 | Drew Woodcox | INF/OF |
| 3 | Tracer Lopez | INF | | | |
| 44 | Hudson Luce | LHP | | | |
| 43 | Brendan Lysik | LHP | | | |
| 26 | Dylan Maxcey | C | | | |
| 12 | Cade McGee | INF/RHP | | | |

PRONUNCIATION GUIDE

| | | |
|----|----------------|--------------------------------|
| 4 | Kevin BAZZELL | Buh-zelle rhymes w/ gazelle |
| 5 | TJ POMPEY | Pomp-EEE |
| 7 | Garet BOEHM | BAY-MMM |
| 17 | Parker HUTYRA | Hue-terra |
| 29 | Carson PRIEBE | PRE-BE |
| 30 | Cole KAASE | CAS-EEE |
| 32 | TRENDAN Parish | TRIN-DIN |
| 33 | Chandler COE | CO (like it sounds) |
| 43 | Brendan LYSIK | LIE-SICK |
| 44 | Hudson LUCE | LOOSE |
| 48 | Mac HEUER | Hugh-er |

National Rankings

NATIONAL RANKINGS (Week 10)

D1 Baseball

| Team | Record |
|----------------------|--------|
| 1. Texas A&M | 35-5 |
| 2. Arkansas | 34-6 |
| 3. Tennessee | 33-7 |
| 4. Kentucky | 32-7 |
| 5. Clemson | 32-7 |
| 6. Duke | 29-11 |
| 7. East Carolina | 31-8 |
| 8. Wake Forest | 26-13 |
| 9. Oregon State | 30-9 |
| 10. Florida State | 31-8 |
| 11. Vanderbilt | 29-11 |
| 12. UC Irvine | 28-8 |
| 13. Coastal Carolina | 27-12 |
| 14. Virginia | 30-11 |
| 15. North Carolina | 30-10 |
| 16. Arizona | 24-14 |
| 17. Louisiana | 31-11 |
| 18. *Oklahoma | 24-14 |
| 19. *Oklahoma State | 26-14 |
| 20. Georgia | 29-10 |
| 21. NC State | 22-15 |
| 22. Oregon | 27-12 |
| 23. Alabama | 25-15 |
| 24. South Carolina | 27-13 |
| 25. Indiana State | 29-8 |

* - Big 12 Foe

Baseball America

| Team | Record |
|----------------------|--------|
| 1. Texas A&M | 35-5 |
| 2. Arkansas | 34-6 |
| 3. Tennessee | 33-7 |
| 4. Clemson | 32-7 |
| 5. Duke | 29-11 |
| 6. Florida State | 31-8 |
| 7. Kentucky | 32-7 |
| 8. East Carolina | 32-7 |
| 9. Vanderbilt | 29-11 |
| 10. Wake Forest | 26-13 |
| 11. Virginia | 29-11 |
| 12. North Carolina | 30-10 |
| 13. Oregon State | 30-9 |
| 14. UC Irvine | 28-8 |
| 15. Coastal Carolina | 27-12 |
| 16. Oklahoma | 24-14 |
| 17. NC State | 22-15 |
| 18. Oregon | 27-12 |
| 19. *Oklahoma State | 26-14 |
| 20. Alabama | 25-15 |
| 21.* West Virginia | 23-16 |
| 22. South Carolina | 27-13 |
| 23. Arizona | 24-14 |
| 24. Indiana State | 29-8 |
| 25. Louisiana | 31-11 |

* - Big 12 Foe

NCBWA

| Team | Record |
|----------------------|--------|
| 1. Texas A&M | 35-5 |
| 2. Arkansas | 34-6 |
| 3. Tennessee | 33-7 |
| 4. Clemson | 32-7 |
| 5. Duke | 29-11 |
| 6. Kentucky | 32-7 |
| 7. East Carolina | 31-8 |
| 8. Florida State | 31-8 |
| 9. Wake Forest | 26-13 |
| 10. Vanderbilt | 29-11 |
| 11. Oregon State | 30-9 |
| 12. Virginia | 30-11 |
| 13. Coastal Carolina | 27-12 |
| 14. Virginia | 30-11 |
| 15. UC Irvine | 28-8 |
| 16. Louisiana | 31-11 |
| 17. Arizona | 24-14 |
| 18. Oregon | 27-12 |
| 19. South Carolina | 27-13 |
| 20. *Oklahoma | 24-14 |
| 21. Georgia | 29-10 |
| 22. Indiana State | 29-8 |
| 23. Alabama | 25-15 |
| 24. NC State | 22-15 |
| 25. *Oklahoma State | 26-15 |

* - Big 12 Foe

USA Coaches

| Team | Record |
|----------------------|--------|
| 1. Texas A&M | 35-5 |
| 2. Arkansas | 34-6 |
| 3. Tennessee | 33-7 |
| 4. Clemson | 32-7 |
| 5. Kentucky | 32-7 |
| 6. Duke | 29-11 |
| 7. East Carolina | 31-8 |
| 8. Vanderbilt | 29-11 |
| 9. Florida State | 31-8 |
| 10. Oregon State | 30-9 |
| 11. Wake Forest | 26-13 |
| 12. Virginia | 30-11 |
| 13. UC Irvine | 28-8 |
| 14. North Carolina | 30-10 |
| 15. Coastal Carolina | 27-12 |
| 16. Louisiana | 31-11 |
| 17. Georgia | 29-10 |
| 18. *Oklahoma | 24-14 |
| 19. Alabama | 25-15 |
| 20. Arizona | 24-14 |
| 21. South Carolina | 27-13 |
| 22. *Oklahoma State | 26-14 |
| 23. NC State | 22-15 |
| 24. Oregon | 27-12 |
| 25. Indiana State | 29-8 |

* - Big 12 Foe

Perfect Game

| Team | Record |
|----------------------|--------|
| 1. Texas A&M | 32-4 |
| 2. Arkansas | 30-5 |
| 3. Tennessee | 30-6 |
| 4. Clemson | 29-6 |
| 5. Duke | 26-10 |
| 6. East Carolina | 28-7 |
| 7. Wake Forest | 24-11 |
| 8. Kentucky | 32-7 |
| 9. Vanderbilt | 29-11 |
| 10. Florida State | 31-8 |
| 11. Oregon State | 30-9 |
| 12. Coastal Carolina | 27-12 |
| 13. Virginia | 30-11 |
| 14. Indiana State | 29-8 |
| 15. North Carolina | 30-10 |
| 16. UC Irvine | 28-8 |
| 17. Arizona | 24-14 |
| 18. Georgia | 29-10 |
| 19. Alabama | 25-15 |
| 20. UCSB | 25-10 |
| 21. Louisiana | 31-11 |
| 22. Oklahoma State | 26-15 |
| 23. Oklahoma | 24-14 |
| 24. UNCW | 26-14 |
| 25. NC State | 22-15 |

*-Big 12 Foe

AROUND THE BIG 12

Tuesday, Apr. 23

- New Mexico 17, Texas Tech 3
- Omaha 4, Kansas State 6
- FGCU 3 UCF 10
- Houston 11, Texas A&M 13
- Dallas Baptist 2, TCU 5
- Oklahoma State 12 Oral Roberts 4
- Kansas 9, Nebraska 4
- Sam Houston 3, Baylor 9
- Wichita State 1, Oklahoma 3
- UTA 0, Texas 11
- Utah 4 BYU 5

Wednesday, Apr. 24

West Virginia at Penn State - Canceled

Thursday, Apr. 25

BYU at Oklahoma State, 6 p.m.

Friday, Apr. 26

- Cincinnati at UCF, 5 p.m.
- Baylor at West Virginia, 5:30 p.m.
- BYU at Oklahoma State, 6 p.m.
- Texas Tech at Kansas, 6 p.m.
- UTA at Houston, 6:30 p.m.
- Texas at Oklahoma, 6:30 p.m.
- Kansas at TCU, 6:30 p.m.

Saturday, Apr. 27

- Baylor at West Virginia, 10 a.m.
- Cincinnati at UCF, Noon
- UT Arlington, at Houston, 1 p.m.
- Texas Tech at Kansas, 1 p.m.
- Kansas State at TCU, 1 p.m.
- Texas at Oklahoma, 2 p.m.

Sunday, Apr. 28

- Baylor at West Virginia, 10 a.m.
- Cincinnati at UCF, Noon
- UT Arlington at Houston, 1 p.m.
- Texas Tech at Kansas, 1 p.m.
- Kansas State at TCU, 1 p.m.
- Texas at Oklahoma, 2 p.m.

TEXAS TECH WEEK-BY-WEEK IN THE 2024 POLLS

| DATE | D1 | BA | NCBWA | USA | PG |
|-----------|-------|-------|------------|------------|-------|
| Preseason | __ 21 | __ 18 | __ 20 | __ 22 | __ NR |
| Feb. 19 | __ 19 | __ 17 | __ No Poll | __ No Poll | __ NR |
| Feb. 26 | __ 18 | __ 16 | __ 18 | __ 19 | __ NR |
| Mar. 4 | __ 17 | __ 14 | __ 17 | __ 17 | __ 24 |
| Mar. 11 | __ 24 | __ 24 | __ 23 | __ 25 | __ NR |
| Mar. 18 | __ NR | __ NR | __ RV | __ RV | __ NR |
| Mar. 25 | __ NR | __ NR | __ RV | __ RV | __ NR |
| Apr. 1 | __ NR | __ NR | __ RV | __ RV | __ NR |
| Apr. 8 | __ NR | __ NR | __ RV | __ RV | __ NR |
| Apr. 15 | __ NR | __ NR | __ RV | __ RV | __ NR |
| Apr. 22 | __ NR | __ NR | __ RV | __ RV | __ NR |



SERIES HISTORY

KANSAS (52-29)

Home: 29-12
Away: 20-16
Neutral: 3-1
Streak: W2



LAST 10 MEETINGS

Table with 3 columns: Date, Location, Result. Rows include games from 5/20/23 to 5/24/19.

SERIES NOTES:

Total Runs Scored _____ TTU 606 - Kansas 411
Last 10 Games _____ Texas Tech leads, 7-3
Longest Win Streak ____ 10 games (3/28/15-4/7/18)
Longest Losing Streak ____ 4 games, 3x (5/2/14-3/27-15)
Last Shutout Win _____ 5/22/21 (5-0)
Last Shutout Loss _____ 4/22/00 (0-4)
Highest Scoring Game _____ 31 (4/25/10 - W, 21-10)
Largest Margin of Victory _____ 26 (4/2/21 - 28-2)
Largest Margin of Defeat _____ 14 (4/8/18 - L, 3-17)
Most Runs by Texas Tech _____ 28 (4/2/22)
Most Runs by Kansas _____ 17 (4/8/18)
Record in One-Run Games _____ 11-4
Extra-Innings _____ Texas Tech leads, 4-0

WEEKEND NOTES (KU)

AND THEN THERE WERE THREE

It's hard to believe but this weekends series with the Jayhawks marks the seventh of 10 Big 12 weekends that the Red Raiders will play in 2024. In fact, following the weekend series with KU the Red Raiders will have just 10 games remaining: UTRGV (Apr.), Oklahoma (May 3-5), Oklahoma State (May 10-12), Arizona State (May 16-17) and UNLV (May 17). The Red Raiders, TCU and BYU are the only three times that have yet to see their conference bye weekend.

W = 450 & 30

The Red Raiders with a win on Tuesday can reach a pair of milestones for head coach Tim Tadlock who enters the game with 449 total wins at Tech, meaning with a win Tadlock could reach 450 wins in his Tech career. The Red Raiders will also reach 30 total victories on the season for the 10th straight complete season (minus the 2019 COVID-19 season). The last time Tech failed to reach 30 wins came in 2013, Tadlock's first season.

LOOKING TO WIN THE WEEKEND AGAIN

The Red Raiders enter the weekend having won eight straight series overall against Kansas and have won three straight series here in Lawrence. The Red Raiders are 3-1 all-time in weekend series in Lawrence under head coach Tim Tadlock, including a weekend sweep in May of 2016. The last time the Red Raiders lost the series to the Jayhawks was the 2014 season when the Red Raiders were swept by the Jayhawks.

LOOKING TO TURN IT AROUND ON THE ROAD

The Red Raiders enter the weekend having lost all three Big 12 road series they have played. That includes a series loss at Baylor (Mar. 15-17) as well as weekend setbacks at both UCF (Mar. 28-30) and TCU (Apr. 12-14). In conference play the Red Raiders are 9-3 at home and just 3-6 on the road. Maybe the most unique part of the Tech losing the three road weekends is the fact that the Red Raiders were victorious on Friday night in both the Baylor and TCU series. In Waco, the Red Raiders fell twice on Sunday after rain suspended Saturday's contest in the fourth inning. Against TCU, the Red Raiders fell 4-2 on Saturday and 4-3 on Sunday.

ROAD HAS BEEN A WHOLE DIFFERENT BALLGAME [LITERALLY]

In the three Red Raider weekend series against BU, UCF and TCU the Red Raider pitching staff has pitched to a 3.45 ERA and have held opponents to just a .234 batting average against. In the weekend series at TCU, the Red Raider arms has their most successful weekends as they allowed just eight earned runs in 25 innings pitching to an ERA of 2.88. The strong work also included 5.2 shutout innings for the Tech bullpen that struck out five and walked just one. The weekend in Orlando the Red Raiders also found success as the Red Raiders allowed just nine runs in 25.2 innings (five SP, four bullpen.) and pitched to a 3.16 ERA. In Waco, Tech had its weakest pitching performance of the three series as the arms combined to pitch to a 4.32 ERA. That weekend did however include a shutout in the Friday night game against Baylor.

K-ROB LIKES THE ROAD

Junior Kyle Robinson who is slated to pitch on Saturday afternoon against KU has liked the road in 2024, as the right-hander has pitched to a 2.33 ERA in three road starts. Robinson has pitched 19.1 inning in that span and has allow just five runs. He has struck out 15 batters and held opponents to a .217 batting average against on the road.



2024 Preseason Honors

Preseason All-Big 12

C: Karson Bowen, TCU
 IF: Kodey Shojinaga, Kansas
 IF: Kaelen Culpepper, K-State
 IF: Anthony Silva, TCU
IF: Gavin Kash, Texas Tech*
 IF: JJ Wetherholt, West Virginia*
 OF: Bryce Madron, Oklahoma
 OF: Nolan Schubart, Oklahoma State*
 OF: Porter Brown, Texas
 DH: Janson Reeder, Kansas
 UT: Carson Benge, Oklahoma State
 SP: Owen Boerema, K-State
 SP: Kole Klecker, TCU*
 SP: Payton Tolle, TCU
 SP: Lebarron Johnson Jr., Texas*
 RP: Tyson Neighbors, K-State*
 RP: Ben Abeltd, TCU
 *-Unanimous Selection

PRESEASON BIG 12 OF THE YEAR AWARDS:

Player of the Year: JJ Wetherholt, West Virginia
Pitcher of the Year: Lebarron Johnson Jr., Texas
Newcomer of the Year: Payton Tolle, TCU
Freshman of the Year: Will Gasparino, Texas

PRESEASON HONORS:

Kevin Bazzell:
 NCBWA: First Team All-America
 D1Baseball: Third Team All-America
 2024 Golden Spikes Award Watch List

Gavin Kash:
 Perfect Game: Second Team All-America
 D1Baseball: Second Team All-America
 NCBWA: Third Team All-America
 2024 Golden Spikes Award Watch List

TOP PLAYERS D1Baseball:

No. 5 Catcher: Kevin Bazzell
 No. 4 First Baseman: Gavin Kash
 No. 43 Outfielder: Gage Harrelson
 No. 52 Outfielder: Austin Green
 No. 34 Pitcher: Kyle Robinson
 No. 73 Pitcher: Zane Petty

TOP 200 Draft Prospects D1Baseball:

No. 34: Kevin Bazzell
 No. 50: Kyle Robinson
 No. 85: Gavin Kash

BOBBY BRAGAN WATCH LIST:

Kevin Bazzell
 Gavin Kash

Preseason Texas Tech Notes

LET 'EM SLEEP

• Despite returning a dynamic and strong core highlighted by a pair of Preseason All-Americans in Kevin Bazzell (Third Team, D1 Baseball) and Gavin Kash (Second Team: D1Baseball, Perfect Game), the Red Raiders were not picked to finish top-three in the Big 12 Preseason poll for the first time since 2016. That season the Red Raiders were picked fifth. Ironically, that season featured Tech's second all-time Omaha trip and also featured the same top-three teams picked ahead of the Red Raiders in 2024. The Red Raiders were last picked fourth in the Big 12 in 2015.

THE KIDS CAN PLAY

• Head coach Tim Tadlock and staff signed and brought one of the nation's best freshman classes in the country ahead of the start of the 2023-24 academic season, as Tech's 2023-24 class was tabbed the No. 11 class according to Perfect Game Baseball and the No. 2 class in the Big 12, behind just Texas. The class featured an impressive four Top-150 PG players including 2023 16th Round pick Mac Heuer and top-ranked SS (in the State of Texas) TJ Pompey. The class also featured PGs No. 76 overall prospect in Landon Stripling as well as Davis Rivers who was ranked the No. 150 prospect in the Class of 2023. In addition to the top-15 ranking by PG, Tech's 2023 freshman class was also ranked as the No. 21 Freshman Class by D1 Baseball.

BACK INSIDE THE TOP-25 AGAIN

• Despite taking Florida to an if necessary Game Seven in the Gainesville regional, the Red Raiders did not finish the season ranked inside the top-25 of the D1Baseball poll. However the Red Raiders abruptly returned to the polls in the annual preseason poll checking in at No. 21 in the publications top-25. So far Tech had peaked at No. 18 in the preseason polls, earning that ranking in the Baseball America Preseason poll. The Red Raiders also slotted in at No. 28 in the Perfect Game Top-40 poll. Other Red Raider spots in preseason polls included a No. 20 ranking by the NCBWA (Baseball Writers) and a No. 22 ranking by USA Today.

GUYS WERE BUSY OVER THE SUMMER

- After the 2023 season ended at the Gainesville Regional, multiple Red Raiders went and spent the summer playing summer ball in various leagues.
- Friday's starting pitcher, Kyle Robinson, kicked off the busy summer by representing the United States on the Collegiate National Team, becoming the first Tech pitcher since Steven Gingery in 2017 to represent the US on the Collegiate National Team. Robinson appeared twice for Team USA pitching 3.1 innings.
- Maybe the most impressive performance of the summer came from rising sophomore Zane Petty who starred for the Santa Barbara Foresters of the California Collegiate League. Petty went 6-1 for the Foresters who won the CCL South Division and advanced to the CCL Championship Series. And while Petty's total numbers were impressive, the former Milwaukee Brewers draft pick was simply lights out in the CCL Tournament pitching 13 shutout innings with 15 strikeouts. Petty earned top pitcher honors for the tournament after pitching seven shutout innings with 8Ks in the NBC World Series finals. Petty ended the Summer with a 2.50 ERA and had 42 Ks in 36 innings pitched. Petty was teammates with Zach Erdman who pitched to a 4.12 ERA in 19.2 innings. Erdman won his lone decision and had 18 Ks in his 19.2 innings of work.
- A pair of Red Raiders were busy in the most prestigious summer league in amateur baseball, as Gage Harrelson and Ryan Free represented Tech with the Bourne Braves of the Cape, helping lead Bourne to the CCL title. Harrelson hit .242 in 28 games while Free struck out 17 batters in 14.1 innings and recorded a team-leading two saves.
- After missing the 2023 season due to injury, Travis Sanders made his return to baseball last summer, playing for the Healdsburg Prune Packers of the California Collegiate League during the 2023 Summer. A 14th Round selection by the Boston Red Sox, Sanders was teammates with another Red Raider, as he played with outfielder/pitcher Damian Bravo. After understandably getting off to a slow start after missing the spring season due to injury, Sanders caught fire towards the end of the summer season recording multiple hits in three of the final seven games of the season and drove in seven of his 10 runs during the eight games of the season. Bravo shined in his summer with the Prune Packers, hitting .301 with four home runs and 37 RBIs in just 44 games played, helping Healdsburg to a 26-9 overall regular season record and a spot in the CCL playoffs. Bravo also pitched once, recording five strikeouts over a dominant two inning scoreless appearance on Jun 14.
- Outfielder Drew Woodcox also had a strong summer for the Red Raiders earning All-Star honors in the Northwoods League where he played for the Minot Hot Tots. Woodcox hit .329 in the wood bat league, hitting 10 home runs amongst his 24 extra base hits. Woodcox drove in 40 runs and recorded an OPS of 1.016.

PRESEASON BIG 12 POLL

1. TCU (11) - 143
2. Texas (2) - 131
3. Oklahoma State - 119
4. **Texas Tech - 107**
5. Kansas State - 98
6. Oklahoma - 85
7. West Virginia - 85
8. Kansas - 67
9. Houston - 56
10. UCF - 45
11. Baylor - 36
12. BYU - 21
12. Cincinnati - 21

PRESEASON RANKINGS

Baseball America: 18
 D1 Baseball: 21
 Perfect Game: 28
 NCBWA: 20
 USATODAY Coaches Poll: 22



Preseason Texas Tech Notes

RANKED TEAMS UP AND DOWN THE SCHEDULE

Entering the opening season, Tech put together another dynamic and strong schedule that features 10 games against five different ranked in the preseason D1Baseball Top-25 poll.

The Red Raiders will face two of those top-25 teams right off the bat, as the season opener on Friday is against No. 9 Tennessee at Globe Life, while the matchup with No. 7 Oregon State will come on Wednesday afternoon (Feb. 21) also at Globe Life.

The Red Raiders have also scheduled a two-game midweek series at Arkansas (Apr. 16-17) in addition to a road weekend series at TCU (Apr. 12-14) and Texas (Mar. 8-10).

- Top-25 Teams on the schedule (According to D1Baseball):
• at No. 3 Arkansas (Apr. 16-17)
• at No. 5 TCU (Apr. 12-14)
• vs. No. 7 Oregon State (Feb.21)
• vs. No. 9 Tennessee (Feb. 18)
• vs. No. 16 Texas (Mar. 8-10)

DEPTH AND VERSATILITY WILL BE ON DISPLAY

The 2024 Texas Tech roster will feature multiple players that can play multiple positions on the field. Highlighted by a couple of key position changes, Tech will features upwards of 13 different position players that can play either multiple infield or outfield spots. Maybe the best encapsulation of this can be found in speedy sophomore Will Burns who ironically enough plays QB for Texas Tech Football in addition to being on the Tech Baseball roster. Of the nine different positions across the diamond, Burns can conceivably play seven of them, including all four infield spots (minus catcher) and all three outfield spots. After starting games at third base, shortstop and second base, Burns has played centerfield at times this spring, in addition to seeing time at second, third and short. Burns is hardly alone in learning a new position this spring, as his double-play partner at times last season, Austin Green, has also traded his middle-infield glove for an outfield one, as Green has almost fully transitioned to playing right field this spring. For perspective five players that recorded over 25 starts at a position last season that will likely start 25+ games at a different position this season.

Players who Started 20+ at a position they won't play in 2024:

- Austin Green: 54 starts at 2B; Will transition to RF
Tracer Lopez: Played 40 games at SS; Will transition to 2B.
Kevin Bazzell: 57 starts at 3B; Will transition to the starting catcher role.
Will Burns: 20 starts at SS
Gage Harrelson: 25 starts in RF; will play CF.

FROM THE HOT CORNER TO BEHIND THE DISH

One of the key positional changes listed above is Kevin Bazzell moving from the hot corner to behind the dish in 2024. Bazzell started 57 times at third base for the Red Raiders, but will likely assume his more comfortable role catching in 2024. Bazzell transferred from Dallas Baptist to Texas Tech prior to the 2022 season as a catcher. The 2023 Freshman All-American is projected as a top-two round draft pick in this years' 2024 MLB Draft.

SANDERS, WASHBURN AND WASHBURN

While it would potentially be a successful law firm, the trio of Travis Sanders, Jack Washburn and Owen Washburn all suffered various season-ending injuries during the 2023 season. Neither Sanders nor Jack Washburn were able to start their season in 2023 as both players missed the entire season, while Jack's younger brother Owen, was limited to just 18 games last season. Sanders and both Washburn brothers are completely healthy heading into the 2024 season.

MLB DRAFT -> LUBBOCK

Tech enters the 2024 season with three different players on the 40-man roster who were drafted by MLB clubs out of high school including a pair of highly decorated pitchers. Saturday's projected starting pitcher Zane Petty highlights the trio, as the Corsicana native was selected with the 402nd overall pick (13th Round) of the 2022 MLB Draft by the Milwaukee Brewers. Tech's second draftee also came from the 2022 draft, as Travis Sanders was taken just 27 picks later by the Boston Red Sox. Tech's third draftee came just last summer when Mac Heuer was the 488th selection of the 2023 MLB Draft by the Cleveland Guardians. And while nobody else on Tech's 2024 roster was officially drafted, multiple players from the 2022 and 2023 signing classes made decisions to come to school or did not show interest in the MLB Draft process.

Tech Players who enrolled at Tech despite being drafted:

- Zane Petty: 2022 13th Rd Pick (No. 402 Overall), Milwaukee Brewers
Travis Sanders: 2022 14th Rd Pick (No. 429 Overall), Boston Red Sox
Mac Heuer: 2023 16th Rd Pick (No. 488), Cleveland Guardians

FRESHMAN PHENOM

Coppell native TJ Pompey is slated to make his collegiate debut Friday night at SS. The dynamic infielder flashed many of his five tools during the fall and spring seasons for Tech. A three-time Perfect Game All-America selection, Pompey was tabbed the No. 82 player in the nation and was the top-SS prospect in all of Texas. Pompey was given a prospect score of "10" by PG, the highest grade that PG awards, and was one of four top-100 prospects in the country that signed with and enrolled at Tech this fall. If Pompey does indeed start opening night at SS, it will mark the second straight year that Tech started a freshman at SS, as Tracer Lopez slotted in at short last season on opening day against Gonzaga.

OPENING DAY K-ROB AGAIN

Texas Tech junior righty Kyle Robinson is projected to take the ball once again for the Red Raiders on opening day. If Robinson does get the start on opening day, he will become the first Red Raider since Davis Martin (2017-18) to start consecutive opening days. Robinson would be just the third Red Raider since 2014 to take the ball on back-to-back openers joining Martin and former Red Raider Ryan Moseley. openers joining Martin and former Red Raider Ryan Moseley.

2024 Texas Tech Record When...

Table with 3 columns: Overall, Big 12. Rows include All Opponents, At Rip Griffin Park, On the road, At neutral sites, Big 12 Opponents, Non-Conference, Day Games, Night Games (6 p.m. & after), Top-5 Teams, Top-10 Teams, Top 25 Teams, Unranked Teams (as ranked by D1Baseball.com), February, March, April, May, June, Monday, Tuesday, Wednesday, Thursday, Friday, Saturday, Sunday, vs Left-handed Starter, vs Right-handed Starter, 1-Run games, 2-Run games, 3-Run games, 5+Run games, Extra innings, Shutouts, Scoring 0-2 runs, Scoring 3-5 runs, Scoring 6-9 runs, Scoring 10+ runs, Opponent 0-2 runs, Opponent 3-5 runs, Opponent 6-9 runs, Opponent 10+ runs, Scored in 1st inning, Opp. scored in 1st inning, Scores first, Opponent scores first, Leading after the 6th, Trailing after the 6th, Tied after the 6th, Leading after the 7th, Trailing after the 7th, Tied after the 7th, Leading after the 8th, Trailing after the 8th, Tied after the 8th, Hit 0 home runs, Hit 1 home run, Hit 2+ home runs, Opponent 0 home runs, Opponent 1 home run, Opponent 2+ HRs, Made 0 errors, Made 1 error, Made 2+ errors, Opponent made 0 errors, Opponent made 1 error, Opponent made 2+ errors, Out-hit opponent, Out-hit by opponent, Hits are tied.

PRESEASON NOTES**'SUP BRO**

You could make an argument that the 2024 Texas Tech Baseball team will be true family affair as Tech's 2024 roster features a pair of brothers in Owen and Jack Washburn. The sons of former MLB World Series Champion, Jarrod Washburn, Owen and Jack will be reunited for the first time since starring for their father at Webster High School up in Wisconsin. Owen and Jack spent a pair of seasons as teammates at Webster. Both Owen and Jack starred for father Jarrod during their season seasons. Both dual-threats, Owen closed a strong 2021 campaign that included the outfielder hitting an eye-popping .741 with seven home runs while turning in a perfect 0.00 ERA with 84 strikeouts and one walk in 34 innings. The elder Washburn (Jack) had a similarly dominant senior season going 12-0 with 0.11 ERA. Jack transferred to Tech prior to the 2023 season but suffered a season-ending injury before the season started and redshirted. Jack is Sunday's projected starter, while Owen could potentially factor into the lineup in either the outfield or DH. The elder Washburn brother closed his high school career 32-3 overall and 211.2 innings pitched with 394 strikeouts.

MLB FAM

Multiple Red Raiders have family members with MLB ties, including the Washburn brothers who as mentioned are the sons of former MLBer Jarrod Washburn. A former World Series champion with the Los Angeles Angels of Anaheim, Washburn played 12 seasons in the MLB. Tech's other MLB connection on the current team is Ross Stripling who is the uncle of current Red Raider Landon Stripling. Stripling was selected to the 2018 MLB All-Star Game when he was a member of the Los Angeles Dodgers.

HITTING THE PORTAL

In 2024, you have to recruit via the transfer portal. Like many successful programs around the country, Tech has utilized the portal to its benefit, as three of Friday's projected starters will have arrived at Tech via the portal. That group is highlighted by a pair of Preseason All-Americans in catcher Kevin Bazzell and Gavin Kash but also includes former WCC Freshman of the Year and Freshman All-American Cade McGee. Bazzell began his career at Dallas Baptist but transferred before the Spring during his freshman year, while Kash transferred to the Red Raiders after spending his freshman season in Austin with the Longhorns. No stranger to playing baseball in Lubbock, McGee arrives in Lubbock after spending a pair of seasons in the Pacific Northwest at Gonzaga. McGee ironically enough did face Tech a season ago, when the Zags came to Lubbock for a four-game series. The Arizona native went 6-for-16 in that four game series with Six RBIs. Other four-year (D-I) transfers on the 2024 Red Raiders roster include Max Huffling (Abilene Christian), Isaiah Rhodes (Southern Miss), Jack Washburn (Ole Miss/Oregon State) and Drew Woodcox (Rice).

MCGEE IS HEALTHY WHICH SHOULD MEAN SUCCESS

Texas Tech junior Cade McGee arrived at Texas Tech before the start of the 2024 season, and is back and healthy after being limited to just 20 games in 2023 for Gonzaga. A 2022 Freshman All-American and West Coast Conference Freshman of the Year, McGee closed a successful two-year career with the Zags that saw the infielder hit .297 in 74 career games. In addition to hitting for a good average, McGee has also shown power, hitting 16 career home runs in just 283 at-bats. McGee closed his nearly 75-game Gonzaga career with 35 total extra-base hits including 19 doubles.

BOBBY BRAGAN SLUGGER WATCH LIST

The Red Raiders have a long history with the Bobby Bragan Award, and 2024 looks to be no different, as a pair of Red Raiders were named to the awards watch list. Previous award winners of the Bragan include Hunter Hargrove (2017) and Josh Jung (2019). Hargrove was the awards inaugural winner in 2017 while Jung took the award home 2019 before being drafted in the First Round of the 2019 MLB Draft.

The honor for Bazzell closes a big spring for the third-year sophomore who was also named to the NCBWA All-America First Team earlier in the week. The honor is the fourth recognition of the spring for Bazzell who was also tabbed a Third Team Preseason All-American by D1Baseball and was named the No. 5 catcher in all of college baseball.

Bazzell shined during his first campaign in Lubbock, hitting .348 with a team leading 87 hits and 24 doubles. Bazzell also hit 10 home runs and drove in 62 runs, finishing with an ops of 1.024.

The honor for Kash is his fifth of the spring, as the slugger was tabbed a Second Team All-American by both Perfect Game and D1Baseball, before taking home NCWBA Third Team All-America honors.

Kash also made a big impact in his first season with the Scarlett and Black in 2023, as the first baseman hit .327 with a Big 12 leading 26 home runs and 84 RBI. Kash recorded an OPS of 1.089 in 2023 and finished inside the top-10 in program history in: home runs, RBIs and total bases.

TEAM USA X2

The Red Raiders have a pair of pitchers with experience pitching for Team USA as both Kyle Robinson and Jack Washburn have spent summers pitching with the Collegiate National Team. Robinson was a member of Team USA this past spring, while Washburn represented his country after his freshman season in 2021.

WE COME FROM ALL OVER

The Red Raiders of course have a heavy base of Texas based players, but the 2024 iteration is as diverse a roster as HC Tim Tadlock has had during his time as HC of the Red Raiders. In total, 11 different states are represented as Tech's 40-man roster represents all four time zones as well. Player hail from the following states: Arizona (1), California (1), Connecticut (1), Georgia (3), Iowa (1), New Jersey (1), Oklahoma (3), Texas (26), Virginia (1), Washington (2) and Wisconsin (2).

States Represented (11)

Arizona
California
Connecticut
Georgia
Iowa
New Jersey
Oklahoma
Texas
Virginia
Washington
Wisconsin



MIDWEEK NOTES (UNM)

MC GEE AND GREEN HONORED

After going a combined 18-for-40 with six home runs and 19 RBIs, Tech's Austin Green (Co-Player of the Week) and Cade McGee (Newcomer of the Week) were honored by the Big 12 Conference on Monday.

The honors are the first for both Green and McGee this season and the third and fourth overall weekly awards. Freshman TJ Pompey was named the league's newcomer of the week of Feb. 26 while Damian Bravo took home player of the week honors for the week on Apr. 8. Green started his week in style against No. 2 Arkansas going 5-for-5 against the top-ranked Arkansas pitching staff. For the week, Green went 10-for-20 with four doubles, a pair of home runs and 10 RBIs against a pair of nationally-ranked opponents, while McGee homered four times and drove in nine in the five game week. He also scored five runs and drove in a run and has hits in all five games.

K-ROB ALSO GETS A NATIONAL NOD

Junior Kyle Robinson fresh off a career-performance that featured the righty throwing seven strong innings where he retired 16 of the final 19 batters he faced and recorded a career-best nine strikeouts. After allowing a run in the second, Robinson did not allow anything after that frame.

BRAVO. DAMIAN BRAVO.

Damian Bravo has been suburb in his second season in Lubbock, as the Sophomore has hit a team-best .421 in his 37 games played. After leaving the series finale in Fort Worth and missing the two midweeks at Arkansas and Friday's opener against WVU, Bravo returned to the lineup for both ends of the DH on Sunday. Bravo leads the Big in average hits and doubles.

RUNNIN' RUNNIN'

The Red Raiders have clearly been aggressive on the base-paths this season, as the club has now stolen 40 bases in 42 games played. The Red Raiders went until Mar. 23 against BYU without a caught stealing as the Red Raiders went 28 consecutive stolen base attempts with out a caught stealing. Tech has been caught stealing just five times and already have stolen 12 more bases than 2023 (28).

ROLLIN' IN THE DEEP

Another pitcher who changed his warmup song in 2024 was senior Josh Sanders, who will now warmup to Adelle's Rolling in the Deep. So far it seems the warmup song is working for Sanders, as the righty has pitched 30.0 innings thus far, allowing just 20 hits and eight runs (six earned). Sanders has now struck out 36 batters in his 32.0 innings of work. Hitters are hitting just .177 against him. Sanders pitched 6.1 scoreless innings two weeks ago, earning two wins. The righty retired his last 14 batters in a row including three perfect innings in Friday's win over Houston. Sanders struck out 12. Sanders has not allowed a run in his last seven appearances (12.2 inning) and has allowed just six hits in those seven outings. Sanders pitched 4.1 scoreless two weeks ago against TCU.

HUGETYRA

Freshman Parker Hutyrta has really emerged in his first collegiate season as the freshman has allowed just three runs in 15 appearances and 22.0 innings pitched. Hutyrta has struck out 24 batters this season, and hallowed his first run since Feb. 21 vs. Oregon State last weekend against WVU. That span stretched 18.1 innings and included five straight key outings against BYU, UCF, Stanford and TCU. The righty has struck out 19 batters in his last 15.0 innings pitched. Prior to the Sunday appearance in the loss to TCU the Red Raiders had won six straight games he'd appeared in. Overall the Red Raiders are 10-5 in his 15 appearances. And while Hutyrta has continued to perform at a high level, he did maybe his best work of the season last week against Houston as after throwing 45 pitches in nearly three scoreless innings, Hutyrta entered in a four-run game and fired a scoreless ninth to close out a series sweep. The right-hander suffered the loss due in large part to a pair of errors at Arkansas on Tuesday, marking the first time all season he received a decision that wasn't a win.

PITCHING HAS BEEN GOOD

Over the last two Big 12 series (at TCU and vs WVU) the Red Raiders have pitched to an ERA of 2.60 including a 2.33 ERA this weekend against WVU. This weekend against the Mountaineers the Red Raider bullpen went nine innings in the three games and allowed just two runs. The pen struck out 14 batters and walked just four. The success wasn't just limited to the relievers as the Red Raider trio of Free, Robinson and Heuer combined to allow just six runs in 18 innings pitched. That included seven one-run innings from Robinson who set a new career-high in strikeouts with nine. The last two weekends the Red Raiders have struck out 48 batters in 52 innings pitching to a 2.60 ERA. In the last 12 Big 12 Conference games (excluding Houston where winds exceeded 30 MPH) the Red Raider arms have pitched to an ERA of 2.92. The Red Raiders currently lead the Big 12 in ERA in Conference Only games (4.75).

NINE IN SEVEN BRINGS SCHOOL RECORD

The Red Raiders slugged a school-record nine home runs in the victory over ACU, as four different Red Raiders hit multiple home runs (Cade McGee, Gavin Kash, TJ Pompey and Drew Woodcox). Tech became the first Big 12 Team since 2019 to sock nine home runs as the four players with multiple home runs are the most by a Big 12 team since at least 2011.

BROUGHT OUT THE BROOMS AGAIN

The Red Raiders have now won eight straight Big 12 home games including a pair of sweeps against Houston and WVU. The Red Raiders have swept back-to-back Big 12 Conference series for the first time since the 2016 season. The Red Raiders eight straight Big 12 home wins are the most Tech has rattled off in a row since the 2014 season.

TEXAS TECH vs. Top 10 Teams (Under Tim Tadlock)

2024

Apr. 17, 2024: No. 2 Arkansas 5, Texas Tech 4
Apr. 16, 2024: No. 2 Arkansas 9, Texas Tech 8
Feb. 21, 2024: No. 7 Oregon State 10, No. 19 Texas Tech 4
Feb. 16, 2024: No. 9 Tennessee 6, No. 21 Texas Tech 2

2023 (3-3):

June 5, 2023: No. 2 Florida 6, Texas Tech 0 (Gainesville Regional)
June 4, 2023: No. 2 Florida 7, Texas Tech 1 (Gainesville Regional)
June 3, 2023: Texas Tech 5, No. 2 Florida 4 (Gainesville Regional)
June 2, 2023: Texas Tech 3, No. 10 UCONN 2 (Gainesville Regional)
Apr. 11, 2023: No. 21 Texas Tech 11, No. 8 Stanford 2
Apr. 10, 2023: No. 8 Stanford 6, Texas Tech 4

2022 (5-1):

May 15, 2022: No. 8 Texas Tech 6, No. 3 Oklahoma St 4
May 14, 2022: No. 8 Texas Tech 9, No. 3 Oklahoma St 3
May 13, 2022: No. 8 Texas Tech 7, No. 3 Oklahoma St 6
Mar. 27, 2022: No. 2 Texas 12, No. 16 Texas Tech 1 (7 inn)
Mar. 26, 2022: No. 16 Texas Tech 16, No. 2 Texas 12 (10 inn.)
Mar. 25, 2022: No. 16 Texas Tech 5, No. 2 Texas 4 (10 inn.)

2021 (4-7):

June 12, 2021: No. 9 Stanford 9, No. 8 Texas Tech 0 (Supers)
June 11, 2021: No. 9 Stanford 15, No. 8 Texas Tech 3 (Supers)
May 2, 2021: No. 3 Texas 11, No. 11 Texas Tech 3
May 1, 2021: No. 11 Texas Tech 5, No. 3 Texas 3
Apr. 30, 2021: No. 11 Texas Tech 6, No. 3 Texas 3
Apr. 11, 2021: No. 8 Texas Tech 17, No. 10 TCU 7 (7 inn.)
Apr. 10, 2021: No. 8 Texas Tech 6, No. 10 TCU 5 (10 inn.)
Apr. 9, 2021: No. 10 TCU 7, No. 8 Texas Tech 3
!Feb. 22, 2022: No. 7 Miss State 11, No. 3 Texas Tech 5
!Feb. 21, 2022: No. 6 Ole Miss 5, No. 3 Texas Tech 4
!Feb. 20, 2022: No. 8 Arkansas 13, No. 3 Texas Tech 9

2020 (2-2):

Mar. 11, 2020: No. 10 Miss State 3, No. 2 Texas Tech 2
Mar. 10, 2020: No. 10 Miss State 6, No. 2 Texas Tech 3
Mar. 1, 2020: No. 3 Texas Tech 4, No. 9 FSU 3
Feb. 29, 2020: No. 3 Texas Tech 6, No. 9 FSU 5 (11 inn)

2019 (4-4):

June 17, 2019: No. 8 Texas Tech 5, No. 5 Arkansas 4 (Omaha)
June 9, 2019: No. 8 Texas Tech 8, No. 9 Oklahoma St 6 (Supers)
June 8, 2019: No. 9 Oklahoma State 6, No. 8 Texas Tech 5 (Supers)
June 7, 2019: No. 8 Texas Tech 8, No. 9 Oklahoma St 6 (Supers)
Mar. 17, 2019: No. 10 Texas 4, No. 11 Texas Tech 3
Mar. 16, 2019: No. 11 Texas Tech 3, No. 10 Texas 0
Mar. 15, 2019: No. 10 Texas 4, No. 11 Texas Tech 3

2018 (3-6):

June 21, 2018: No. 1 Florida 9, No. 9 Texas Tech 6 (Omaha)
June 20, 2018: No. 5 Arkansas 7, No. 9 Texas Tech 4 (Omaha)
June 17, 2018: No. 9 Texas Tech 6, No. 1 Florida 3 (Omaha)
April 24, 2018: No. 7 Arkansas 5, No. 4 Texas Tech 1
Mar. 14, 2018: No. 4 Louisville 7, No. 5 Texas Tech 4
Mar. 13, 2018: No. 5 Texas Tech 8, No. 4 Louisville 4
Mar. 11, 2018: No. 3 Texas Tech 5, No. 5 Kentucky 3
Mar. 10, 2018: No. 5 Kentucky 11, No. 3 Texas Tech 6
Mar. 9, 2018: No. 5 Kentucky 10, No. 3 Texas Tech 7

2017 (4-1):

Apr. 30, 2017: No. 6 Texas Tech 21, No. 2 TCU 3
Apr. 30, 2017: No. 6 Texas Tech 6, No. 2 TCU 4
Apr. 28, 2017: No. 2 TCU 4, No. 6 Texas Tech 1
Mar. 5, 2017: No. 10 Texas Tech 5, No. 2 LSU 4
Mar. 4, 2017: No. 10 Texas Tech 5, No. 8 Ole Miss 1

2016 (7-5):

June 23, 2016: No. 5 Coastal Carolina 7, No. 7 Texas Tech 5
Jun 21, 2016: No. 7 Texas Tech 3, No. 1 Florida 2
Jun 19, 2016: No. 3 TCU 5, No. 7 Texas Tech 3
May 1, 2016: No. 10 Texas Tech 3, No. 6 TCU 1
Apr. 30, 2016: No. 6 TCU 13, No. 10 Texas Tech 6
Apr. 29, 2016: No. 10 Texas Tech 7, No. 6 TCU 3
Apr. 6, 2016: No. 19 Texas Tech 8, No. 5 FSU 4
Apr. 5, 2016: No. 5 FSU 10, No. 19 Texas Tech 1
Mar. 12, 2016: No. 25 Texas Tech 11, No. 9 Cal 8
Mar. 11, 2016: No. 9 Cal 9, No. 25 Texas Tech 2
#Feb. 27, 2016: No. 23 Texas Tech 5, No. 6 Louisiana 3 (10 inn.)
#Feb. 26, 2016: No. 23 Texas Tech 3, No. 9 Houston 2

2015 (3-4):

May 21, 2015: Texas Tech 8, No. 2 TCU 1 (Big 12 Tournament, Tulsa)
Apr. 27, 2015: No. 9 Oklahoma State 6, No. 18 Texas Tech 3
Apr. 26, 2015: No. 9 Oklahoma State 8, No. 18 Texas Tech 2
Apr. 25, 2015: No. 18 Texas Tech 5, No. 9 Oklahoma State 3
Apr. 4, 2015: No. 2 TCU 4, No. 19 Texas Tech 1
Apr. 3, 2015: No. 19 Texas Tech 5, No. 2 TCU 1
Apr. 2, 2015: No. 2 TCU 8, No. 19 Texas Tech 0

2014 (6-4):

Jun. 17, 2014: No. 4 Ole Miss 2, No. 10 Texas Tech 1
Jun. 15, 2014: No. 3 TCU 3, No. 10 Texas Tech 2
Jun. 2, 2014: No. 10 Texas Tech 4, No. 3 Miami 0
Jun. 1, 2014: No. 3 Miami 2, No. 10 Texas Tech 1
May 31, 2014: No. 10 Texas Tech 3, No. 3 Miami 0
Mar. 2, 2014: No. 26 Texas Tech 2, No. 10 Rice 1
Feb. 17, 2014: Texas Tech 7, No. 3 Indiana 0
Feb. 16, 2014: Texas Tech 10, No. 3 Indiana 5
Feb. 15, 2014: Texas Tech 6, No. 3 Indiana 6
Feb. 14, 2014: No. 3 Indiana 1, Texas Tech 0

!- Globe Life Field

MiLB/MLB and Prospect Notes

DOWN ON THE FARM

The Red Raiders are entering a bit of a golden generation when it comes to MLB players, highlighted by 2023 MLB All-Star Starter and World Series Champion Josh Jung and 2022 World Series Champion Parker Mushinski. Former Red Raider John McMillon also made his MLB debut on August 17, 2023 for the Kansas City Royals. Multiple Red Raiders are on the precipice of reaching the majors in 2024, as Tech will look to have multiple Red Raiders make an MLB debut for the third straight season. Heading into the 2024 MLB season the Red Raiders have 23 active players across the various levels of MiLB and five active major leaguers: Josh Jung, Martin, McMillon, Mushinski and Kilian. Heading into the report of pitchers and catchers/the conclusion of the 2023 season, Tech has seven players at the Triple-A level highlighted by Clayton Beeter (Yankees) and Mason Montgomery (Rays). In total 10 different Red Raiders ended 2023 in Double-A highlighted by former 2021 Big 12 Player of the Year Jace Jung (Tigers) and SAL Pitcher of the Year Chase Hampton (Yankees). The younger brother of Josh, Jace Jung is currently a consensus top-100 prospect (Baseball America, ESPN and MLB) while Hampton recently was named the No. 2 prospect in the Yankees system.

NOT A BAD ROOKIE YEAR

In his first full season at the MLB level, Josh Jung accomplished just above everything he could. The front runner for Rookie of the Year until he missed 32 games with a broken left thumb, Jung served as the starter for the American League in the 2023 All-Star game, becoming the first rookie in franchise history to start the All-Star Game. Jung joined former Tech hurler AJ Ramos as the only two former Red Raiders to earn an All-Star nod. Prior to getting hurt, Jung was hitting .274 with 22 homers and 67 RBIs, leading the majors amongst rookies in homers, RBIs, hits (117), runs (70) and extra-base hits (47) at the time of his injury.

Jung's absence proved critical for the Rangers who went from 68-47 when Jung got hurt to 82-67 on the day he returned, meaning the club went 12-20 without him. Returning with 12 games remaining, Jung helped the Rangers to an 8-5 close, as the club clinched a wild card spot. In his first postseason, Jung made an immediate impact, hitting .308 over 65 at-bats. The infielder hit three homers, drove in eight runs, scored 13 times and played in all 17 Postseason games. Jung drove in the first run of Texas' postseason journey when he plated Nathaniel Lowe on a sac-fly. Jung hit at least .300 in every round of the playoffs except the Championship Series including a .350 performance during the World Series. Jung's best round of the postseason came during the Division Series against Baltimore, as the former Red Raider went 5-for-12 (.417) over the three game sweep of the 101-win Baltimore Orioles.

Including the postseason (139 games), Jung hit .271 with 26 home runs and 78 RBIs. Jung finished his rookie campaign with 147 hits in 543 at-bats.

THE SECOND JUNG CAN PLAY TOO

A former first round pick to the Tigers (12th overall), Jace Jung has shined in his short stint in the Tigers minor league system, 29 home runs in less than 600 at-bats at both High-A West Michigan and Erie.

Known for his power bat and strong left-handed power, Jung also shined defensively for the Seawolves, as the infielder earned the MiLBs 'Gold Glove' for the second base position after recording a .993 fielding percentage for the Sea Wolves. Jung helped Erie win the 2023 Eastern League Championship in 2023, after hitting .284 with 14 home runs and 39 RBIs in just 47 games played.

Jung also played in the prestigious Arizona Fall League last fall and was also named the No. 60 overall prospect by Jim Calias last week and the No. 2 overall second base prospect in all of baseball. The 2021 Big 12 Conference Player of the Year, Jung projects to potentially make his MLB debut for the Tigers during the 2021 season.

BACK-TO-BACK CHAMPS

Whether it's the College or MLB World Series, Red Raiders have appeared in the World Series often the last decade. On the collegiate level, Tech has been to Omaha and the CWS four times in the last nine full seasons (2020 excluded due to the COVID-19 pandemic). On the pro level, a Red Raider has won back-to-back World Series titles beginning with Parker Mushinski and the Houston Astros in 2022, before Mushinski's college teammate, Josh Jung won the World Series in his first full season with the Texas Rangers.

HAMPTON ON THE RISE

Drafted in the Sixth Round of the 2022 MLB Draft, former Tech righty Chase Hampton continues to shine in the minors. Hampton began his first full professional season in the Yankees organization with the Hudson Valley Renegades of the South Atlantic League before being called up to the Somerset Patriots of the Eastern League midway through 2023. Regardless of whether it was in High-A or AA, Hampton shined, pitching to a 3.63 ERA. Hampton struck out 145 batters over 106.2 innings of work. Hampton was named the South Atlantic League's top pitching prospect in 2023 after throwing 47.0 innings for the Hudson Valley Renegades and pitching to an ERA of 2.68. Hampton punched out 77 batters and allowed just 16 walks over those 47.0 innings featuring his trademarked mid-90s fastball. After being tabbed the No. 53 overall prospect in baseball by Baseball America, Hampton was recently included on ESPN's Top-100 prospect, checking in at No. 82.

BEETERS DEBUT

Former Texas Tech Red Raider Clayton Beeter became the first of what will quite a few Red Raiders to make their MLB debut this season, when he pitched the ninth inning of the Yankees 7-1 victory over Houston. Ironically, the game also featured an appearance from another Red Raider, as Parker Mushinski also pitched in the contest. Beeter threw a scoreless ninth inning needing just three pitches to close out the Yankees second win of the season. Beeter became the first Yankee since Hall of Famer Mariano Rivera (2003) to pitch a three-pitch inning.

ACTIVE

TEXAS TECH MLB PLAYERS

1. Danny Coulombe (2014-Pres.): O's
2. Josh Jung (2022-Pres.): Rangers
3. John McMillon (2023-Pres.): Royals
4. Parker Mushinski (2022-Pres.): Astros
5. Davis Martin (2022-Pres.): White Sox
6. Caleb Kilian (2023-Pres.): Cubs
7. Clayton Beeter (2024-Pres.): Yankees



- Chuck Harrison (1965-67, 1969, 1971) - Houston, Kansas City
- Doug Ault (1976-78, 1980) - Texas
- Mike Humphreys (1991-93) - New York Yankees
- Donald Harris (1991-93) - Texas
- Mark Brandenburg (1995-1998) - Texas, Boston
- Ryan Nye (1997-00) - Philadelphia
- Travis Smith (1998, 2002, 2004, 2006) - Milwaukee, St. Louis, Atlanta
- Keith Ginter (2000-2006) - Houston, Milwaukee, Oakland
- Brandon Kolb (2000-01) - San Diego, Milwaukee
- Stubby Clapp (2001) - St. Louis
- Matt Miller (2001-02) - Detroit
- Travis Driskill (2002-04) - Baltimore
- Josh Bard (2002-2011) - Cleveland, Boston, San Diego, Washington, Seattle
- Trey Lunsford (2002-03) - San Francisco
- Steve Watkins (2004-05) - San Diego
- Joe Dillon (2005, 2007, 2009) - Florida, Milwaukee, Tampa Bay
- Jeff Karstens (2006-2013) - New York Yankees, Pittsburgh
- Chris Sampson (2006-2010) - Houston
- Dallas Braden (2007-2011) - Oakland
- Dustin Richardson (2009-2010) - Boston
- Josh Tomlin (2010-21) - Cleveland, Atlanta
- Zach Stewart (2011-14) - Toronto, Chicago White Sox, Boston
- A.J. Ramos (2012-18, 2020-21) - Miami, NY Mets, Colorado, LAA
- Nathan Karns (2013-19) - Washington, Tampa Bay, Seattle, KC, Baltimore
- Colt Hynes (2013-17) - San Diego
- Roger Kieschnick (2013-14) - San Francisco, Arizona, LA Angels
- Chad Bettis (2013-19) - Colorado
- Daniel Coulombe (2014-present) - LAD, Oak, NYY, Minn., Baltimore
- Kelby Tomlinson (2015-19) - San Francisco
- Robert Dugger (2019-2023) - Miami, Seattle, Tampa, Cinn., Texas
- Parker Mushinski (2022-present) - Houston
- Davis Martin (2022-present) - Chicago White Sox
- Caleb Kilian (2022-present) - Chicago Cubs
- Josh Jung (2022-present) - Texas Rangers
- John McMillon (2023-present) - Kansas City Royals
- Clayton Beeter (2024-present) - New York Yankees

MLB DRAFT/ TOP 100

- 1st Round (No. 5): Donald Harris, OF, Texas Rangers, 1989
- 1st Round (No. 8): Josh Jung, 3B, Texas Rangers, 2019
- 1st Round (No. 12): Jace Jung, 2B, Detroit Tigers, 2022
- 2nd Round (No. 41): Matt Miller, LHP, Detroit Tigers, 1996
- Supp. 1st Round (No. 45): Barrett Barnes, OF, Pittsburgh Pirates, 2012
- 2nd Round (No. 57): Ryan Nye, RHP, Philadelphia Phillies, 1994
- Competitive Balance Round B (No. 66): Clayton Beeter, RHP, LA Dodgers, 2020
- Competitive Balance Round B (No. 74): Grant Little, OF, San Diego Padres, 2018
- 2nd Round (No. 76): Chad Bettis, RHP, Colorado Rockies, 2010
- 3rd Round (No. 82): Roger Kieschnick, OF, SF Giants, 2008
- 4th Round (No. 83): Pat McKeane, LHP, Atlanta Braves, 1971
- 3rd Round (No. 84): Bryce Bonnin, RHP, Cincinnati Reds, 2020
- 3rd Round (No. 84): Zach Stewart, RHP, Cincinnati Reds, 2008
- 4th Round (No. 89): Brandon Kolb, RHP, San Diego Padres, 1995
- 3rd Round (No. 100): Josh Bard, C, Colorado Rockies, 1999

MiLB TOP-30 PROSPECTS BY ORGANIZATION

- Top-30 list
- Cubs: Brandon Birdsell (No. 27)
- Marlins: Patrick Monteverde (No. 20)
- Rays: Mason Montgomery (No. 9)
- Red Sox: Hunter Dobbins (No. 27)
- Royals: John McMillon (No. 18)
- Tigers: Jace Jung (No. 4)
- Twins: Andrew Morris (No. 18)
- Yankees: Chase Hampton (No. 4); Clayton Beeter (No. 14)



TEXAS TECH HOME RUN TRACKER

| No. | Player | Opponent (Date) | Runs | Dir. | Outs | Count | Inning |
|-----|----------------------|------------------|------|------|------|-------|--------|
| 1 | Austin Green (R) | Oregon (Feb. 18) | 3 | LF | 1 | 1-1 | 2nd |
| 2 | Tracer Lopez (L) | Oregon (Feb. 18) | 3 | RF | 1 | 1-2 | 6th |
| 3 | Gavin Kash (L) | UTA | 2 | RCF | 2 | 2-1 | 3rd |
| 4 | Landon Stripling (L) | Texas Southern | 3 | RCF | 2 | 2-2 | 4th |
| 5 | Landon Stripling (L) | Texas Southern | 2 | RCF | 2 | 0-0 | 5th |
| 6 | Drew Woodcox (R) | Texas Southern | 2 | RCF | 1 | 3-1 | 6th |
| 7 | Drew Woodcox (R) | Texas Southern | 3 | LF | 1 | 2-2 | 7th |
| 8 | TJ Pompey (R) | Texas Southern | 3 | LF | 1 | 3-1 | 4th |
| 9 | Gavin Kash (L) | Texas Southern | 2 | CF | 0 | 2-1 | 6th |
| 10 | Dylan Maxcey (R) | Texas Southern | 2 | LF | 2 | 3-2 | 7th |
| 11 | Damian Bravo (R) | Texas Southern | 1 | CF | 0 | 1-2 | 3th |
| 12 | TJ Pompey (R) | Texas Southern | 2 | LF | 1 | 3-2 | 4th |
| 13 | Owen Washburn (L) | Texas Southern | 2 | LCF | 1 | 3-1 | 5th |
| 14 | Owen Washburn (L) | Texas Southern | 2 | RCF | 1 | 1-1 | 6th |
| 15 | Owen Washburn (L) | Gardner-Webb | 2 | LF | 0 | 2-1 | 3rd |
| 16 | Cade McGee (R) | Gardner-Webb | 1 | LF | 1 | 3-2 | 4th |
| 17 | Gavin Kash (L) | Gardner-Webb | 2 | CF | 1 | 1-1 | 2nd |
| 18 | Gage Harrelson (L) | Gardner-Webb | 3 | LF | 2 | 1-1 | 5th |
| 19 | Garet Boehm (R) | Gardner-Webb | 3 | LCF | 1 | 0-0 | 6th |
| 20 | Davis Rivers (L) | Gardner-Webb | 3 | RF | 2 | 1-1 | 8th |
| 21 | Gavin Kash (L) | New Mexico | 1 | RCF | 0 | 2-2 | 1st |
| 22 | Damian Bravo (R) | No. 24 Texas | 1 | RF | 1 | 1-2 | 3rd |
| 23 | Austin Green (L) | No. 24 Texas | 1 | RF | 0 | 0-2 | 5th |
| 24 | Will Burns (R) | No. 24 Texas | 1 | RF | 1 | 0-0 | 8th |
| 25 | Dylan Maxcey (R) | No. 24 Texas | 2 | LF | 1 | 0-0 | 4th |
| 26 | Cade McGee (R) | No. 24 Texas | 2 | LF | 1 | 3-2 | 1st |
| 27 | Gavin Kash (L) | No. 24 Texas | 1 | CF | 2 | 2-0 | 2nd |
| 28 | TJ Pompey (R) | No. 24 Texas | 1 | LF | 0 | 0-0 | 4th |
| 29 | Tracer Lopez (L) | No. 24 Texas | 1 | LF | 0 | 1-0 | 4th |
| 30 | Tracer Lopez (L) | New Mexico State | 2 | LF | 2 | 1-1 | 6th |
| 31 | Drew Woodcox (R) | New Mexico State | 1 | LC | 0 | 0-1 | 1st |
| 32 | Dylan Maxcey (R) | New Mexico State | 1 | LF | 0 | 0-1 | 4th |
| 33 | Drew Woodcox (R) | Baylor | 1 | LF | 0 | 2-0 | 8th |
| 34 | Cade McGee (R) | ACU | 3 | LF | 0 | 2-0 | 1st |
| 35 | Drew Woodcox (R) | ACU | 2 | LC | 0 | 1-2 | 3rd |
| 36 | Austin Green (R) | BYU | 2 | LL | 2 | 2-1 | 8th |
| 37 | Cade McGee (R) | BYU | 1 | LF | 2 | 1-1 | 6th |
| 38 | Kevin Bazzell (R) | BYU | 2 | LF | 2 | 0-0 | 8th |
| 39 | Gavin Kash (L) | SFA | 3 | RCF | 2 | 2-1 | 6th |
| 40 | Owen Washburn (L) | SFA | 3 | RFL | 2 | 2-2 | 8th |
| 41 | Kevin Bazzell (R) | UCF | 1 | LL | 1 | 2-1 | 4th |
| 42 | Landon Stripling (L) | UCF | 2 | RF | 0 | 0-0 | 5th |
| 43 | Drew Woodcox (R) | UCF | 1 | LF | 0 | 3-1 | 4th |
| 44 | Gavin Kash (L) | UCF | 1 | CF | 1 | 1-1 | 4th |
| 45 | Kevin Bazzell (R) | Stanford | 2 | LC | 0 | 2-1 | 3rd |
| 46 | TJ Pompey (R) | Stanford | 3 | LF | 0 | 3-2 | 4th |
| 47 | Owen Washburn (L) | Stanford | 1 | LC | 2 | 1-1 | 5th |
| 48 | Kevin Bazzell (R) | Stanford | 2 | LC | 1 | 2-1 | 9th |
| 49 | Austin Green (L) | Stanford | 3 | RF | 0 | 1-0 | 3rd |
| 50 | Dylan Maxcey (R) | Stanford | 2 | CF | 1 | 2-0 | 3rd |
| 51 | Drew Woodcox (R) | Stanford | 2 | LF | 1 | 2-2 | 5th |
| 52 | Damian Bravo (R) | Houston | 2 | LF | 2 | 1-2 | 4th |
| 53 | Damian Bravo (R) | Houston | 2 | RC | 0 | 1-0 | 3rd |
| 54 | TJ Pompey (R) | Houston | 4 | LL | 2 | 1-1 | 3rd |
| 55 | Gavin Kash (L) | Houston | 4 | LC | 2 | 0-0 | 3rd |
| 56 | Gavin Kash (L) | ACU | 1 | RC | 0 | 0-0 | 1st |
| 57 | Cade McGee (R) | ACU | 1 | RC | 0 | 1-0 | 2nd |
| 58 | Tracer Lopez (L) | ACU | 3 | CF | 0 | 0-1 | 3rd |
| 59 | TJ Pompey (R) | ACU | 1 | LC | 1 | 0-1 | 3rd |
| 60 | Drew Woodcox (R) | ACU | 1 | LC | 0 | 2-2 | 4th |
| 61 | Cade McGee (R) | ACU | 2 | RC | 0 | 2-2 | 4th |
| 62 | TJ Pompey (R) | ACU | 4 | RF | 1 | 0-1 | 5th |
| 63 | Gavin Kash (L) | ACU | 1 | LF | 1 | 2-0 | 5th |
| 64 | Drew Woodcox (R) | ACU | 2 | LC | 0 | 1-1 | 6th |
| 65 | TJ Pompey (R) | TCU | 1 | LC | 2 | 3-2 | 6th |
| 66 | Cade McGee (R) | Arkansas | 2 | LF | 1 | 0-2 | 2nd |
| 67 | Austin Green (L) | Arkansas | 1 | RL | 0 | 0-0 | 7th |
| 68 | Cade McGee (R) | Arkansas | 1 | LF | 2 | 0-0 | 9th |
| 69 | Austin Green (R) | WVU | 4 | RL | 0 | 2-1 | 6th |
| 70 | Cade McGee (R) | WVU | 1 | LF | 0 | 0-0 | 6th |
| 71 | Cade McGee (R) | WVU | 1 | LF | 0 | 3-2 | 2nd |
| 72 | Kevin Bazzell (R) | WVU | 1 | LF | 0 | 1-0 | 8th |
| 73 | Landon Stripling (L) | UNM | 1 | RF | 1 | 0-0 | 4th |
| 74 | Drew Woodcox (R) | UNM | 1 | RCF | 1 | 2-0 | 4th |



DAN LAW FIELD AT RIP GRIFFIN PARK

All-Time Record (12 years - 2012-23) _____ 310-86 (.783)
 Most Games _____ 37 (2014, 2019, 2023)
 Most Wins _____ 33 (2014)
 Most Losses _____ 11 (2012)
 Winning Percentage _____ .892, 33-4 (2014)*
 * 2020 Home Winning Percentage: 1.000 - Season shortened due to COVID-19

Longest Winning Streak _____ 23 games (June 9, 2019-March 15, 2021)
 Longest Winning Streak (Big 12) _____ 9 games (April 11-May 17, 2014)
 Longest Losing Streak _____ 2x, 4 games (April 25-29, 2015/April 24-May 20, 2022)
 Longest Losing Streak (Big 12) _____ 2x, 3 games (March 24-Apr. 5, 2012/April 24-May 20, 2022)
 Longest Homestand _____ 10 games, twice (April 3-18, 2012; Feb. 17-Mar. 1, 2023)
 Extra-Inning Games in a Season _____ 5 (2015)

Margin of Victory _____ 26, New Mexico (2) at #17 Texas Tech (28) (March 15, 2022)
 Margin of Defeat _____ 17, Texas (17) at #7 Texas Tech (1) (April 24, 2016)

TOP-10 ATTENDANCE MARKS - SINGLE GAME

| Game | Date | Attendance | Result |
|------------------------------|---------------|------------|----------------------|
| 1. #9 Oklahoma State | June 8, 2019 | 4,833 | L, 5-6 |
| 2. Duke | June 9, 2018 | 4,818 | W, 6-4 |
| Duke | June 10, 2018 | 4,818 | L, 2-11 |
| 4. #16 East Carolina | June 12, 2016 | 4,817 | W, 11-0 |
| #17 East Carolina | June 11, 2016 | 4,817 | W, 3-1 ¹³ |
| #17 East Carolina | June 10, 2016 | 4,817 | L, 6-8 |
| 7. #16 College of Charleston | June 8, 2014 | 4,811 | W, 1-0 |
| #16 College of Charleston | June 7, 2014 | 4,811 | W, 1-0 |
| 9. #9 Oklahoma State | June 9, 2019 | 4,782 | W, 8-6 |
| 10. North Carolina | June 5, 2021 | 4,737 | W, 7-2 |
| #21 UCLA | June 6, 2021 | 4,737 | W, 8-2 |

YEARLY ATTENDANCE - NCAA RANKINGS

| YEAR | DATES | TOTAL | RANK | AVERAGE | RANK | RECORD |
|---------------|------------|------------------|------|--------------|------|---------------|
| 2012 | 33 | 94,173 | 21st | 2,853 | 21st | 22-11 |
| 2013 | 29 | 73,299 | 26th | 2,527 | 26th | 19-10 |
| 2014 | 37 | 89,355 | 20th | 2,553 | 29th | 33-4 |
| 2015 | 30 | 98,969 | 17th | 3,665 | 13th | 20-10 |
| 2016 | 34 | 130,919 | 15th | 3,851 | 15th | 25-9 |
| 2017 | 29 | 120,173 | 15th | 4,143 | 13th | 23-6 |
| 2018 | 34 | 141,158 | 10th | 4,152 | 13th | 28-6 |
| 2019 | 37 | 144,339 | 10th | 3,901 | 14th | 30-7 |
| 2020 | 11 | 40,567 | 13th | 3,688 | 13th | 11-0 |
| 2021 | 34 | 119,916 | 5th | 3,527 | 5th | 27-7 |
| 2022 | 26 | 92,346 | 28th | 4,015 | 17th | 21-5 |
| 2023 | 27 | 137,306 | | 3,923 | | 30-7 |
| Totals | 334 | 1,278,046 | | 3,826 | | 289-82 |

LONGEST GAMES (Innings)

- 16 inn. _____ Abilene Christian (5) at #5 Texas Tech (6) (March 3, 2015)
- 14 inn. _____ TCU (3) at #8 Texas Tech (1) (May 16, 2019)
- 14 inn. _____ #25 Texas (6) at Texas Tech (7) (April 6, 2012)
- 13 inn. _____ #17 East Carolina (1) at #5 Texas Tech (3) (June 11, 2016)
- 12 inn. _____ New Mexico State (3) at #13 Texas Tech (4) (March 10, 2015)
- 12 inn. _____ Baylor (2) at #23 Texas Tech (3) (April 11, 2015)
- 12 inn. _____ #12 Texas (5) at #24 Texas Tech (2) (March 30, 2014)
- 12 inn. _____ New Mexico State (7) at #30 Texas Tech (8) (March 8, 2014)
- 12 inn. _____ LaSalle (6) at Texas Tech (5) (Mar. 1, 2013)
- 12 inn. _____ Houston (9) at Texas Tech (April 15, 2012)

LONGEST GAMES (Time)

- 4:56 _____ #17 East Carolina (1) at #5 Texas Tech (3) (13) (June 11, 2016)
- 4:43 _____ TCU (3) at #8 Texas Tech (1) (14) (May 16, 2019)
- 4:42 _____ Abilene Christian (5) at #5 Texas Tech (6) (March 3, 2015)
- 4:37 _____ #2 Texas (12) at #16 Texas Tech (16) (10) (March 26, 2022)
- 4:24 _____ Oregon (11) at #3 Texas Tech (12) (Feb. 16, 2019)
- 4:19 _____ Rice (6) at #2 Texas Tech (7) (11) (March 8, 2020)
- 4:17 _____ UConn (13) at #9 Texas Tech (15) (March 14, 2021)
- 4:16 _____ #25 Texas (6) at Texas Tech (7) (April 6, 2012)
- 4:12 _____ Oklahoma State (12) at #4 Texas Tech (10) (April 21, 2017)
- 4:12 _____ Houston (9) at Texas Tech (10) (April 15, 2012)
- 4:11 _____ #18 Baylor (11) at #16 Texas Tech (10) (11) (April 18, 2019)
- 4:06 _____ Oregon (9) at #3 Texas Tech (4) (Feb. 15, 2019)
- 4:03 _____ New Mexico State (3) at #13 Texas Tech (4) (March 10, 2015)
- 4:02 _____ Abilene Christian (8) at #9 Texas Tech (5) (April 26, 2022)
- 4:00 _____ Kansas (9) at #11 Texas Tech (13) (April 7, 2019)
- 4:00 _____ Stanford (9) at Texas Tech (10) 11 Inn. (April 1, 2024)

FIRST-PITCH TEMPERATURES

- Warmest First-Pitch Temp. _____ 104°, Stanford (15) at Texas Tech (3) (June 11, 2021)
 Coldest First-Pitch Temp. _____ 32°, Houston Baptist (1) at Texas Tech (5) (Feb. 14, 2020)
- Warmest February Temp. _____ 87°, #3 Indiana (2) at Texas Tech (6) (Feb. 15, 2014)
 Coldest February Temp. _____ 32°, Houston Baptist (1) at Texas Tech (5) (Feb. 14, 2020)
- Warmest March Temp. _____ 89°, #2 Texas (12) at #16 Texas Tech (1) (7) (March 27, 2022)
 Coldest March Temp. _____ 44°, Merrimack (4) at #19 Texas Tech (12) (March 6, 2022)
- Warmest April Temp. _____ 90°, Kansas State (7) at #30 Texas Tech (4) (April 12, 2014)
 Coldest April Temp. _____ 43°, New Mexico State (1) at Texas Tech (6) (April 23, 2013)
- Warmest May Temp. _____ 100°, Oklahoma (8) at #5 Texas Tech (13) (May 19, 2022)
 Coldest May Temp. _____ 63°, West Virginia (1) at #5 Texas Tech (2) (May 19, 2016)
- Warmest June Temp. _____ 104°, Stanford (15) at Texas Tech (3) (June 11, 2021)
 Coldest June Temp. _____ 64°, Oklahoma State (6) at #8 Texas Tech (8) (June 9, 2019)



DAN LAW FIELD AT RIP GRIFFIN PARK | CLUBHOUSE PROJECT

On May 20, 2021, Texas Tech unveiled plans for a new baseball team facility at Dan Law Field at Rip Griffin Park.

Construction began in January 2022 for phase one of the two phase project. Phase one began by adding to the existing footprint, with the plan to double the square footage of the existing field house to greater than 25,000 sq. feet of space upon its completion. This first phase of work had minimal impact to the baseball team as they were able to continue to utilize its existing locker room, batting cages, training area, equipment room and film room.

Phase one work included building a new locker room, coaches' offices, coaches locker room, expanded training area, hot and cold plunge tubs, hydrotherapy tub, and a new public lobby. Phase one is near completion with most all furniture and equipment installed in the facility.

Phase two was finished in October of 2023 and included the demolition of the interior of the existing field house as well as the addition of five new batting cages, a cardio room, and A/V equipment room and a new player lounge and nutrition area.

The project cost approximately \$14.5 million and has been funded exclusively through philanthropic gifts.





Head Coach Tim Tadlock

**PERSONAL**

Date of Birth _____ December 21, 1968 (54 years old)
Hometown/HS _____ Denton, TX/Denton High School, 1987

FAMILY

Wife _____ Kelly (Married 29 years - July 23, 1994)
Children _____ Chloe and Benjamin

EDUCATION:

Bachelor's _____ Texas Tech University (1992)
Master's _____ University of Texas at Tyler (1994)

PLAYING CAREER

1988-89 _____ Hill College
1990-91 _____ Texas Tech

COLLEGE COACHING CAREER

1993-96 _____ Hill College Assistant Coach
1997-2005 _____ Grayson County College Head Coach
2006-2011 _____ Oklahoma Assistant Coach
2012 _____ Texas Tech Assoc. Head Coach
2013-Present _____ Texas Tech Head Coach

AWARDS & HONORS

2018 National Coach of the Year
2014 National Coach of the Year
2016 Big 12 Coach of the Year

YEAR-BY-YEAR RECORDS

| Year | Overall | Conf | Place | Big 12 | NCAA | CWS |
|--------------|----------------|----------------|-----------|--------------|--------------|------------|
| 2013 | 26-30 | 9-15 | 8th | 1-2 | -- | -- |
| 2014 | 45-21 | 14-10 | 4th | 0-2 | 5-3 | 0-2 |
| 2015 | 31-24 | 13-11 | T-3rd | 1-2 | -- | -- |
| 2016 | 47-20 | 19-5 | 1st | 1-2 | 6-4 | 1-2 |
| 2017 | 45-17 | 16-8 | T-1st | 1-2 | 2-2 | -- |
| 2018 | 45-20 | 15-9 | 3rd | 1-2 | 6-3 | 1-2 |
| 2019 | 46-20 | 16-8 | 1st | 3-2 | 7-3 | 2-2 |
| 2020 | 16-3 | -- | -- | -- | -- | -- |
| 2021 | 39-17 | 14-10 | 3rd | 1-2 | 3-2 | -- |
| 2022 | 39-22 | 15-9 | 2nd | 1-2 | 2-2 | -- |
| 2023 | 41-23 | 12-12 | 6th | 2-2 | 2-2 | -- |
| 2024 | 29-14 | 12-9 | -- | -- | -- | -- |
| Total | 449-231 | 155-106 | -- | 12-20 | 33-21 | 4-8 |

Tim Tadlock is set for his 12th season as Texas Tech's head baseball coach in 2024. During his tenure, Tadlock has built his alma mater into a national powerhouse, leading the Red Raiders to four College World Series in the last nine contested seasons and winning three of the last seven Big 12 Championships.

A two-time National Coach of the Year, Tadlock was named head coach of his alma mater on June 8, 2012, becoming the ninth head coach in program history. He owns a collegiate career record of 855-344 in 20 years as a head coach with nine seasons at Grayson County College (435-127) and the last 11 at Texas Tech (420-217).

Under Tadlock, the Red Raiders have become a national contender year in and year out. Tech is one of six schools in the nation to advance to the College World Series four times since 2014, including consecutive trips in 2018 and 2019 for the first time in school history. Tadlock put his teams in a position to host five consecutive regionals, making Texas Tech the only school in the country to accomplish the feat from 2016-2021, and has advanced to NCAA postseason play for the last seven consecutive seasons overall (2016-23).

During Tadlock's previous 12 seasons, the Red Raiders have recorded five 45+ win seasons and three Big 12 titles. Individually, Tech has had 15 individuals earn All-America honors - five who were First Team All-America selections - 15 Freshman All-America honors, a College Baseball Foundation National Pitcher of the Year, a Brooks Wallace Award Winner, and two Bobby Bragan Collegiate Slugger Awards. At the conference level, Tech has accumulated 74 All-Big 12 selections (first and second team), four Big 12 Players of the Year, two Big 12 Pitchers of the Year, three Big 12 Freshmen of the Year and a Big 12 Newcomer of the Year.

The Red Raiders have had 62 student-athletes selected in the MLB Draft under Tadlock, including a school-record 11 in 2018. In 2021, a school-record seven Red Raiders were selected within the top 10 rounds. Overall, Tadlock has coached 172 MLB Draft picks, including at least one draft pick during the last 27 seasons, and has coached five first-round selections, 21 players taken in the top five rounds and 55 selections in the top 10 rounds of the draft during his coaching career.

With the remarkable team success, Tech fans have packed Rip Griffin Park in Tadlock's 10 seasons. In 2015, Texas Tech sold out its season ticket allotment for the first time ever following its first appearance in the CWS. And since, Texas Tech season tickets have been sold out each ensuing season. The 2022 season marked the eighth straight that season tickets have sold out prior to the start of the season. Tech has consistently ranked among the national leaders in attendance, finishing in the top 15 each year since 2015 while compiling a 185-50 home record in that span.

Tadlock returned to his alma mater for the 2012 season as the program's associate head coach and recruiting coordinator. During his one season in this role, the Red Raiders had a school-record nine MLB Draft picks, including first-round selection center fielder Barrett Barnes, who became the third highest draft pick in school history with the 45th overall pick.

After beginning his college coaching career as an assistant at Hill College (1993-96) for four seasons, Tadlock became the head coach at Grayson County Junior College, where he led the Vikings to back-to-back National Junior College Athletic Association World Series titles in 1999 and 2000. During his nine seasons at Grayson, Tadlock posted a 435-127 (.774) overall record while being named National Coach of the Year following both title runs (1999-2000).

After a prep career at Denton High School and two years at Hill College, Tadlock was a two-year starting shortstop for the Red Raiders while helping Texas Tech to its first-ever 40-win season as a senior in 1991 (42-18). In his two-year career at Tech, Tadlock played in 120 games, batted .289 (120-for-415) with 96 runs scored, 19 doubles, four triples, eight home runs, 68 RBI, 71 walks, 65 strikeouts and was 28-of-41 in stolen bases. Tadlock played for legendary coach Larry Hays while at Texas Tech.

Tadlock graduated with his bachelor's degree in physical education from Texas Tech in May 1992. He also earned a master's degree in education in August 1994 from the University of Texas at Tyler. Tadlock and his wife, Kelly, have two children, daughter, Chloe, and son, Benjamin. Tadlock is originally from Denton, Texas, and was born in 1968.

EXCLUSIVE COMPANY

- Texas Tech is 1 of 7 programs with four trips to Omaha since 2014 (Arkansas, Florida, Texas, TCU, Vanderbilt and Virginia).
- Since 2014, Texas Tech is 1 of 5 programs to make at least five appearances in the Super Regionals (Vanderbilt-6, Louisville-5, Arkansas-5, LSU-5, Mississippi State-5).
- Texas Tech is 1 of 3 programs to earn a national-seed five times since 2016 (Florida, Stanford).

BIG 12 POWER

- 2016, 2017, 2019 - Three titles in the last seven contested seasons.
- Until 2023, the Red Raiders had entered the Big 12 tournament seeded no worse than No. 3, the only team in the conference that can claim that feat.

45+ WIN SEASONS

- 2014 | 45-21, 14-10 | First College World Series Appearance
- 2016 | 47-20, 19-5 | Big 12 Championship, No. 5 National Seed, College World Series
- 2017 | 45-17, 16-8 | Big 12 Championship, No. 5 National Seed
- 2018 | 45-20, 15-9 | No. 9 National Seed, College World Series
- 2019 | 46-20, 16-8 | Big 12 Championship, No. 8 National Seed, College World Series Semifinals

IN THE NATIONAL RANKINGS

- Texas Tech finished inside the Top 25 of all six national polls in the end-of-season rankings in 2022, extending a streak that also started in 2016.
- The Red Raiders open the 2023 season ranking in all six national polls. National polls around the country have the Red Raiders as a consensus top 25 team, ranging from No. 16 to No. 24. Perfect Game liked Texas Tech as No. 16, followed by College Baseball News at No. 17, Baseball America at No. 23 and D1Baseball at No. 24.
- In 2020, Tech earned a No. 1 ranking for the first time since April 14-28, 1997, when it appeared at the top of the Collegiate Baseball Newspaper poll for three weeks.

RED RAIDERS IN THE MLB DRAFT

- Under Tadlock, Texas Tech has had a whopping 63 Red Raiders selected in the MLB Draft since 2013.
- Tadlock had a school-record 11 players drafted in the 2018 draft, followed by seven selections in 2019, including four picks in the Top 10 rounds for the second straight year.
- In 2021, a school-record seven Red Raiders were selected within the top-10 rounds.
- Of the 30 Red Raiders in program history selected in the first five rounds of the MLB Draft, over a third (11) have come with Tadlock at the helm.
- Two of the three Red Raiders all-time selected in the first round are brothers Josh and Jace Jung. Two standouts guided by Tadlock.

TADLOCK MOVES INTO 2ND PLACE ON ALL-TIME SCHOOL WINS LIST

In 2021, Tim Tadlock moved into second place on the all-time Texas Tech head coaches wins list, surpassing the late Kal Segrist's 317 wins (1986-83). He now only trails Larry Hays (1987-2012) who compiled 813 in his career.

TEXAS TECH COACHING STAFF



J-BOB THOMAS, #19
Assistant Coach
12th Season at Tech
(Abilene Christian, '05)

Coaching Capsule: J-Bob Thomas enters his 12th season as the recruiting coordinator/assistant coach at Texas Tech in 2024. Thomas works primarily with the Red Raider catchers and assists

with the team's hitters, while serving as the program's recruiting coordinator. Thomas enters his 19th year in collegiate baseball - his 12th on head coach Tim Tadlock's coaching staff at Tech. He was named assistant coach/recruiting coordinator with the Red Raiders on June 20, 2012. Known as a tireless worker and as one of the top recruiters in college baseball, Thomas has proven his abilities early and often throughout his career at Tech. In the fall of 2023, Thomas' recruiting prowess was on full display as the Texan signed the No. 11 recruiting class in the country (Class of 2024) this past fall. The class included four top-150 prospects and was No. 2 in the Big 12 (UT, no. 8). It comes on the heels of the 2023 Class that was ranked as high as No. 8 in the nation and No. 1 in the State of Texas. He was recognized as the ABCA/Baseball America Assistant Coach of the Year in 2017 and by Perfect Game in September 2015 as one of 10 coaches nationally "who are everywhere recruiting." A native of Duncanville, Texas, Thomas played for legendary coach Bob Rombach at Duncanville High School where he led his team to three straight Texas High School state playoff appearances (1998-2000). Thomas was born in Duncanville, Texas, where he played for legendary coach Bob Rombach at Duncanville High School.



JOE HUGHES #33
Assistant Coach
12th Season at Tech
(Oklahoma, '08)

Career Capsule: Joe Hughes enters his 12th season on head coach Tim Tadlock's staff, and his first as an assistant coach in 2024. Hughes spent the previous 11 seasons serving as the

director of baseball operations at Texas Tech in 2023. Hughes was named director of operations with the Red Raiders on July 17, 2012. Hughes will assist with the Red Raiders hitters, defensive positioning and will serve as the first base coach for the 2024 season.

ADDITIONAL SUPPORT STAFF

| | |
|-----------------|---|
| Bryan Simpson | Athletic Trainer |
| Tory Stephens | Strength & Conditioning |
| Shishir Bhakta | Equipment Manager |
| Lyndee Kiesling | Director of Player Development/Support Services |



MATT GARDNER, #50
Assistant Coach
11th Season at Tech
(Oklahoma State, '08)

Coaching Capsule: Matt Gardner enters his 10th season on staff at Texas Tech and his sixth as assistant coach, where he assists with the Red Raider pitching staff and catchers, while also working

with the outfielders. Gardner was promoted to assistant coach on June 26, 2017, after serving four years as the program's volunteer assistant coach. Gardner, who began his collegiate playing career for Tim Tadlock at Grayson County College in 2005, came to Tech following two seasons as pitching coach at Lubbock Christian University (2012-13). He previously spent three seasons as a graduate assistant coach (2009) and volunteer assistant coach (2010-11) at his alma mater, Oklahoma State. He is originally from Andrews, Texas, graduating from Andrews High School. Matt is the son of Rodney Gardner and Vickie Gardner, both graduates of Lubbock Christian University. His father, Rodney, was a 1975 All-American at LCU playing under former Tech head coach Larry Hays. Rodney went on to coach locally in Lubbock as well as at Abernathy and Estacado High School.



RAY HAYWARD
Special Assistant
12th Season at Tech
(Oklahoma, '83)

Coaching Capsule: Ray Hayward enters his 12th season on staff at Texas Tech in 2024, his seventh in the role of special assistant. Hayward was named assistant coach on June 26, 2012, as part of Tim

Tadlock's inaugural staff at Texas Tech, and served in that role for the first five years of his tenure. A former big league pitcher, scouting supervisor and one of the most respected pitching coaches in the country, Hayward came to the South Plains after spending eight years (2005-2012) at the professional ranks as the Midwest scouting supervisor for the Miami Marlins. Hayward spent five seasons in the Big 12 Conference as the pitching coach at his alma mater, Oklahoma, from 2000-2004. Prior to beginning his coaching career, Hayward pitched three seasons in the big leagues with the San Diego Padres (1986-87) and the Texas Rangers (1988). He finished his playing career in the Rangers organization in 1991 before spending six years as an area scout with the Detroit Tigers (1994-99). He returned to Norman as the Sooners pitching coach and recruiting coordinator in 2000, where he helped guide Oklahoma to three NCAA Tournament appearances in five seasons.



ERIC GUTIERREZ, #12
Director of Operations
6th Season at Tech
(Texas Tech, '18)

Coaching Capsule: Former Red Raider All-American first baseman Eric Gutierrez begins his sixth season on head coach Tim Tadlock's staff in 2024 after being promoted to Director of

Baseball Operations in July of 2023. Gutierrez returned to Lubbock to join Tim Tadlock's staff in 2018 after wrapping up a professional career in the Miami Marlins organization. In 2016, Gutierrez was drafted in the 20th round by the Marlins and spent three years with the Batavia Muckdogs, Greensboro Grasshoppers and the Jupiter Hammerheads. Gutierrez, a native of Mission, was a four-year letterwinner and one of the most decorated student-athletes to don the scarlet & black at Texas Tech. He started every game of his collegiate career, primarily at first base, totaling 244 games, the most in school history. Gutierrez still holds four school records, leading the team in eight yearly categories and checks in with 30 marks that rank in the top 10 in the Tech record books. Gutierrez was a former Gold Glove Award winner and was a Collegiate Home Run Derby champ.

Quick Facts

UNIVERSITY INFORMATION

School _____ Texas Tech University
Location _____ Lubbock, Texas
Founded _____ 1923
Enrollment _____ 40,666
Nickname _____ Red Raiders
School Colors _____ Scarlet & Black
Affiliation _____ NCAA Division I
Conference _____ Big 12
Chancellor _____ Dr. Tedd L. Mitchell
Interim President _____ Dr. Lawrence Schovanec
Director of Athletics _____ Kirby Hocutt
Faculty Representative _____ Brian Shannon
Athletic Department Phone _____ (806) 742-3355
Ticket Office _____ (806) 742-8324

HISTORY

- records entering 2024 -
Years of Baseball _____ 74 (1926-1929, 1954-Present)
All-Time Record (Years) 11-1 _____ 1,895-1,384-8 (74)
All-Time Big 12 Record (Years) _____ 347-300-2 (24)
Big 12 Tournament Record (Years) _____ 24-42 (21)
Against Ranked Opponents (since 1995) _____ 239-270
Most Wins in a Season _____ 51 (1995)
Most Losses in Season _____ 33 (1985)
Winning Seasons _____ 49
30-Win Seasons _____ 30
40-Win Seasons _____ 17
50-Win Seasons _____ 1
Longest Winning Streak _____ 16 games (2002)
Longest Losing Streak _____ 17 games (1985)
NCAA Tournament Record _____ 46-37
NCAA Regionals _____ 17
(1995-2002, 2004, 2014, 2016-19, 2021-23)
NCAA Super Regionals _____ 6
(2014, 2016, 2018-19, 2021)
College World Series App. _____ 4
(2014, 2016, 2018-19)
Hosted NCAA Regionals _____ 8
(1996, 1997, 1999, 2016-19, 2021)
All-Time Conference Titles _____ 7
Big 12 Titles _____ 5
_ 1997 (Reg.), 1998 (Tourn.), 2016 (Reg.), 2017 (Reg.), 2019 (Reg.)

STADIUM INFORMATION

Home Field _____ Dan Law Field at Rip Griffin Park
Surface _____ FieldTurf
Capacity _____ 4,432
Stadium Record (2012-Present) _____ 259-75
Dimensions _____ 330-LF, 404-CF, 330-RF
Fence Height _____ 7'-6" / 2.29m

ATHLETICS COMMUNICATIONS

Baseball Contact _____ Andrew Stern
Cell Phone _____ (914)-589-9666
Email _____ andrew.stern@ttu.edu
Twitter: _____ @TTU_Baseball
Website _____ www.TexasTech.com
Mailing Address _____ 2508 6th Street



Results/Attendance

| Date | Opponent | Score | Inns | Overall | Big 12 | Pitcher of record | Attend | Time |
|----------------|----------------------|---------|------|---------|--------|-----------------------|--------|------|
| Feb 16, 2024 | vs #9 Tennessee | L 2-6 | 9 | 0-1-0 | 0-0-0 | Robinson, K. (L 0-1) | 10992 | 3:06 |
| Feb 17, 2024 | vs Nebraska | w 6-3 | 9 | 1-1-0 | 0-0-0 | Free, R. (W 1-0) | 13991 | 3:10 |
| Feb 18, 2024 | vs Oregon | w 11-7 | 9 | 2-1-0 | 0-0-0 | Sanders, J. (W 1-0) | 10977 | 3:29 |
| Feb 20, 2024 | at UT Arlington | w 13-1 | 9 | 3-1-0 | 0-0-0 | Trombello, B. (W 1-0) | 1094 | 3:02 |
| Feb 21, 2024 | vs #7 Oregon State | L 4-10 | 9 | 3-2-0 | 0-0-0 | Rogers, J. (L 0-1) | 1296 | 3:36 |
| Feb 23, 2024 | TEXAS SOUTHERN | w 32-5 | 9 | 4-2-0 | 0-0-0 | Robinson, K. (W 1-1) | 4113 | 3:32 |
| Feb 24, 2024 | TEXAS SOUTHERN | w 20-4 | 9 | 5-2-0 | 0-0-0 | Free, R. (W 2-0) | 4432 | 2:54 |
| Feb 25, 2024 | TEXAS SOUTHERN | w 16-5 | 7 | 6-2-0 | 0-0-0 | Washburn, J. (W 1-0) | 3952 | 2:52 |
| Mar 01, 2024 | GARDNER-WEBB | w 10-7 | 9 | 7-2-0 | 0-0-0 | Robinson, K. (W 2-1) | 4308 | 2:24 |
| Mar 02, 2024 | GARDNER-WEBB | w 29-3 | 9 | 8-2-0 | 0-0-0 | Heuer, M. (W 1-0) | 4432 | 3:28 |
| Mar 03, 2024 | GARDNER-WEBB | w 9-5 | 9 | 9-2-0 | 0-0-0 | Parish, T. (W 1-0) | 3875 | 2:55 |
| Mar 05, 2024 | at New Mexico | w 11-8 | 9 | 10-2-0 | 0-0-0 | Petty, Z. (W 1-0) | 545 | 3:01 |
| * Mar 08, 2024 | #24 TEXAS | L 8-22 | 9 | 10-3-0 | 0-1-0 | Robinson, K. (L 2-2) | 4432 | 3:44 |
| * Mar 09, 2024 | #24 TEXAS | w 7-2 | 9 | 11-3-0 | 1-1-0 | Heuer, M. (W 2-0) | 4432 | 2:48 |
| * Mar 10, 2024 | #24 TEXAS | L 7-9 | 9 | 11-4-0 | 1-2-0 | Parish, T. (L 1-1) | 4432 | 3:32 |
| Mar 12, 2024 | NEW MEXICO ST | w 13-7 | 9 | 12-4-0 | 1-2-0 | Petty, Z. (W 2-0) | 4229 | 3:09 |
| Mar 13, 2024 | NEW MEXICO ST | w 9-7 | 9 | 13-4-0 | 1-2-0 | Hutyra, P. (W 1-0) | 4024 | 2:52 |
| * Mar 15, 2024 | at Baylor | w 2-0 | 9 | 14-4-0 | 2-2-0 | Robinson, K. (W 3-2) | 2718 | 2:29 |
| * Mar 16, 2024 | at Baylor | L 1-5 | 9 | 14-5-0 | 2-3-0 | Heuer, M. (L 2-1) | 2234 | 2:42 |
| * Mar 17, 2024 | at Baylor | L 2-7 | 9 | 14-6-0 | 2-4-0 | Washburn, J. (L 1-1) | 2460 | 2:49 |
| Mar 19, 2024 | ABILENE CHRISTIAN | w 9-4 | 9 | 15-6-0 | 2-4-0 | Hutyra, P. (W 2-0) | 3769 | 3:17 |
| * Mar 21, 2024 | BYU | L 5-8 | 9 | 15-7-0 | 2-5-0 | Heuer, M. (L 2-2) | 3449 | 2:38 |
| * Mar 22, 2024 | BYU | w 4-3 | 9 | 16-7-0 | 3-5-0 | Free, R. (W 3-0) | 4093 | 2:37 |
| * Mar 23, 2024 | BYU | w 10-1 | 9 | 17-7-0 | 4-5-0 | Rogers, J. (W 1-1) | 4306 | 2:46 |
| Mar 26, 2024 | STEPHEN F. AUSTIN | w 16-4 | 8 | 18-7-0 | 4-5-0 | Parish, T. (W 2-1) | 3258 | 2:46 |
| * Mar 28, 2024 | at UCF | L 4-5 | 9 | 18-8-0 | 4-6-0 | Sanders, J. (L 1-1) | 1908 | 3:14 |
| * Mar 29, 2024 | at UCF | L 1-2 | 9 | 18-9-0 | 4-7-0 | Robinson, K. (L 3-3) | 2106 | 2:25 |
| * Mar 30, 2024 | at UCF | w 3-2 | 9 | 19-9-0 | 5-7-0 | Heuer, M. (W 3-2) | 2024 | 3:00 |
| Apr 01, 2024 | STANFORD | w 10-9 | (11) | 20-9-0 | 5-7-0 | Hutyra, P. (W 3-0) | 3537 | 4:00 |
| Apr 02, 2024 | STANFORD | w 15-12 | 9 | 21-9-0 | 5-7-0 | Luce, H. (W 1-0) | 3213 | 3:25 |
| * Apr 05, 2024 | HOUSTON | w 12-9 | 9 | 22-9-0 | 6-7-0 | Sanders, J. (W 2-1) | 4006 | 3:13 |
| * Apr 06, 2024 | HOUSTON | w 15-12 | 9 | 23-9-0 | 7-7-0 | Hutyra, P. (W 4-0) | 4432 | 3:45 |
| * Apr 07, 2024 | HOUSTON | w 12-8 | 9 | 24-9-0 | 8-7-0 | Sanders, J. (W 3-1) | 3922 | 3:34 |
| Apr 10, 2024 | at Abilene Christian | w 21-3 | 7 | 25-9-0 | 8-7-0 | Luce, H. (W 2-0) | 1153 | 3:00 |
| * Apr 12, 2024 | at TCU | w 7-1 | 9 | 26-9-0 | 9-7-0 | Free, R. (W 4-0) | 5073 | 3:00 |
| * Apr 13, 2024 | at TCU | L 2-4 | 9 | 26-10-0 | 9-8-0 | Robinson, K. (L 3-4) | 5236 | 2:39 |
| * Apr 14, 2024 | at TCU | L 3-4 | 9 | 26-11-0 | 9-9-0 | Heuer, M. (L 3-3) | 4628 | 2:46 |
| Apr 16, 2024 | at #2 Arkansas | L 8-9 | 9 | 26-12-0 | 9-9-0 | Hutyra, P. (L 4-1) | 9770 | 3:39 |
| Apr 17, 2024 | at #2 Arkansas | L 4-5 | 9 | 26-13-0 | 9-9-0 | Bridges, D. (L 0-1) | 9645 | 2:51 |
| * Apr 19, 2024 | #22 WEST VIRGINIA | w 15-2 | 9 | 27-13-0 | 10-9-0 | Free, R. (W 5-0) | 4136 | 2:38 |
| * Apr 21, 2024 | #22 WEST VIRGINIA-1 | w 6-4 | 9 | 28-13-0 | 11-9-0 | Heuer, M. (W 4-3) | 4432 | 2:53 |
| * Apr 21, 2024 | #22 WEST VIRGINIA-2 | w 3-1 | 9 | 29-13-0 | 12-9-0 | Robinson, K. (W 4-4) | 4432 | 2:29 |
| Apr 23, 2024 | NEW MEXICO | L 3-17 | 9 | 29-14-0 | 12-9-0 | Luce, H. (L 2-1) | 3691 | 3:24 |

* = Conference game

() extra inning game



The Automated ScoreBook
Overall Statistics for Texas Tech (as of Apr 24, 2024)
(All games Sorted by Batting avg)

Record: 29-14 Home: 21-4 Away: 6-8 Neutral: 2-2 Big 12: 12-9

| Player | avg | gp-gs | ab | r | h | 2b | 3b | hr | rbi | tb | slg% | bb | hp | so | gdp | ob% | sf | sh | sb-att | po | a | e | fld% | |
|----------------------|------|-------|------|-----|-----|-----|----|----|-----|-----|------|-----|----|-----|-----|------|----|----|--------|------|-----|----|-------|--|
| 31 Bravo, Damian | .419 | 38-37 | 148 | 48 | 62 | 20 | 0 | 4 | 40 | 94 | .635 | 17 | 4 | 30 | 1 | .480 | 4 | 0 | 1-1 | 72 | 0 | 4 | .947 | |
| 4 Bazzell, Kevin | .344 | 33-33 | 128 | 28 | 44 | 10 | 0 | 5 | 28 | 69 | .539 | 19 | 7 | 17 | 3 | .455 | 0 | 0 | 4-5 | 203 | 27 | 4 | .983 | |
| 20 Green, Austin | .341 | 40-36 | 135 | 35 | 46 | 11 | 1 | 6 | 40 | 77 | .570 | 28 | 6 | 17 | 0 | .462 | 4 | 0 | 5-5 | 66 | 2 | 3 | .958 | |
| 50 Woodcox, Drew | .336 | 32-26 | 113 | 27 | 38 | 7 | 0 | 10 | 34 | 75 | .664 | 15 | 1 | 22 | 2 | .412 | 2 | 0 | 1-1 | 35 | 2 | 0 | 1.000 | |
| 5 Pompey, TJ | .324 | 40-40 | 145 | 36 | 47 | 8 | 2 | 8 | 45 | 83 | .572 | 24 | 3 | 46 | 3 | .428 | 1 | 1 | 11-13 | 66 | 84 | 9 | .943 | |
| 13 Kash, Gavin | .318 | 40-39 | 170 | 39 | 54 | 15 | 0 | 10 | 39 | 99 | .582 | 21 | 2 | 42 | 3 | .393 | 3 | 0 | 3-3 | 247 | 17 | 5 | .981 | |
| 12 McGee, Cade | .301 | 42-41 | 136 | 39 | 41 | 10 | 0 | 10 | 38 | 81 | .596 | 31 | 21 | 25 | 4 | .489 | 2 | 0 | 0-0 | 31 | 73 | 5 | .954 | |
| 3 Lopez, Tracer | .265 | 40-38 | 132 | 38 | 35 | 3 | 3 | 4 | 17 | 56 | .424 | 27 | 2 | 35 | 2 | .395 | 1 | 2 | 2-3 | 44 | 79 | 6 | .953 | |
| ----- | | | | | | | | | | | | | | | | | | | | | | | | |
| 7 Boehm, Garet | .467 | 8-1 | 15 | 5 | 7 | 0 | 0 | 1 | 3 | 10 | .667 | 0 | 1 | 1 | 0 | .500 | 0 | 0 | 0-0 | 0 | 0 | 0 | .000 | |
| 26 Maxcey, Dylan | .380 | 24-17 | 71 | 17 | 27 | 5 | 0 | 4 | 23 | 44 | .620 | 4 | 1 | 9 | 2 | .421 | 0 | 0 | 3-3 | 142 | 15 | 1 | .994 | |
| 11 Rivers, Davis | .348 | 13-3 | 23 | 4 | 8 | 3 | 0 | 1 | 10 | 14 | .609 | 3 | 2 | 11 | 0 | .464 | 0 | 0 | 0-0 | 35 | 3 | 0 | 1.000 | |
| 25 Washburn, Owen | .303 | 32-26 | 99 | 26 | 30 | 5 | 1 | 5 | 19 | 52 | .525 | 16 | 1 | 30 | 5 | .405 | 0 | 0 | 0-0 | 27 | 3 | 0 | 1.000 | |
| 16 Stripling, Landon | .266 | 24-19 | 79 | 13 | 21 | 2 | 0 | 4 | 17 | 35 | .443 | 13 | 1 | 7 | 1 | .372 | 1 | 0 | 0-0 | 59 | 6 | 2 | .970 | |
| 14 Sanders, Travis | .242 | 13-6 | 33 | 11 | 8 | 5 | 0 | 0 | 7 | 13 | .394 | 6 | 2 | 11 | 1 | .390 | 0 | 0 | 1-1 | 19 | 18 | 0 | 1.000 | |
| 2 Harrelson, Gage | .242 | 30-18 | 62 | 22 | 15 | 1 | 1 | 1 | 10 | 21 | .339 | 24 | 4 | 27 | 0 | .462 | 3 | 0 | 10-10 | 54 | 1 | 0 | 1.000 | |
| 15 Burns, Will | .222 | 20-7 | 36 | 12 | 8 | 1 | 0 | 1 | 5 | 12 | .333 | 2 | 1 | 14 | 1 | .275 | 1 | 0 | 1-2 | 17 | 5 | 1 | .957 | |
| Totals | .322 | 43 | 1525 | 400 | 491 | 106 | 8 | 74 | 375 | 835 | .548 | 250 | 59 | 344 | 28 | .431 | 22 | 3 | 42-47 | 1131 | 378 | 47 | .970 | |
| Opponents | .277 | 43 | 1473 | 252 | 408 | 82 | 6 | 52 | 233 | 658 | .447 | 193 | 52 | 381 | 25 | .376 | 19 | 17 | 46-66 | 1088 | 349 | 43 | .971 | |

LOB - Team (371), Opp (371). DPs turned - Team (30), Opp (33). IBB - Team (1), Kash, G. 1, Opp (5). Picked off - Harrelson, G. 1, Maxcey, D 1, Burns, W. 1, Bazzell, K. 1.

(All games Sorted by Earned run avg)

| Player | era | w-l | app | gs | cg | sho | sv | ip | h | r | er | bb | so | 2b | 3b | hr | b/avg | wp | hp | bk | sfa | sha | | |
|---------------------|-------|-------|-----|----|----|-----|----|-------|-----|-----|-----|-----|-----|-----|----|----|-------|----|----|----|-----|-----|--|--|
| 42 Robinson, Kyle | 3.76 | 4-4 | 10 | 10 | 0 | 0/1 | 0 | 55.0 | 54 | 31 | 23 | 26 | 54 | 10 | 2 | 6 | .255 | 4 | 2 | 0 | 0 | 3 | | |
| ----- | | | | | | | | | | | | | | | | | | | | | | | | |
| 41 Trombello, Brady | 0.00 | 1-0 | 1 | 1 | 0 | 0/0 | 0 | 4.0 | 4 | 0 | 0 | 0 | 4 | 2 | 0 | 0 | .250 | 1 | 0 | 0 | 0 | 0 | | |
| 33 Coe, Chandler | 0.00 | 0-0 | 4 | 0 | 0 | 0/0 | 0 | 3.0 | 2 | 0 | 0 | 1 | 2 | 2 | 0 | 0 | .200 | 1 | 0 | 0 | 0 | 0 | | |
| 17 Hutyra, Parker | 1.50 | 4-1 | 16 | 0 | 0 | 0/0 | 1 | 24.0 | 24 | 5 | 4 | 8 | 26 | 3 | 0 | 1 | .255 | 0 | 1 | 0 | 2 | 1 | | |
| 52 Sanders, Josh | 1.69 | 3-1 | 20 | 0 | 0 | 0/1 | 2 | 32.0 | 20 | 8 | 6 | 6 | 36 | 4 | 0 | 1 | .172 | 2 | 6 | 0 | 1 | 1 | | |
| 32 Parish, Trendan | 3.66 | 2-1 | 11 | 0 | 0 | 0/0 | 2 | 19.2 | 19 | 9 | 8 | 7 | 21 | 5 | 0 | 1 | .257 | 1 | 1 | 0 | 1 | 2 | | |
| 8 Parker, Hudson | 3.97 | 0-0 | 9 | 3 | 0 | 0/0 | 0 | 11.1 | 10 | 7 | 5 | 14 | 7 | 2 | 0 | 2 | .256 | 5 | 4 | 0 | 0 | 0 | | |
| 46 Free, Ryan | 5.10 | 5-0 | 12 | 4 | 0 | 0/0 | 1 | 30.0 | 31 | 18 | 17 | 12 | 26 | 4 | 1 | 4 | .277 | 4 | 7 | 0 | 1 | 2 | | |
| 30 Kaase, Cole | 5.23 | 0-0 | 11 | 0 | 0 | 0/0 | 1 | 10.1 | 7 | 6 | 6 | 8 | 15 | 0 | 0 | 2 | .200 | 1 | 3 | 1 | 3 | 0 | | |
| 48 Heuer, Mac | 5.27 | 4-3 | 10 | 8 | 0 | 0/0 | 0 | 42.2 | 42 | 26 | 25 | 20 | 41 | 3 | 0 | 10 | .256 | 2 | 7 | 0 | 0 | 2 | | |
| 18 Rhodes, Isaiah | 5.68 | 0-0 | 10 | 0 | 0 | 0/0 | 0 | 6.1 | 3 | 6 | 4 | 10 | 6 | 0 | 0 | 1 | .150 | 3 | 1 | 0 | 3 | 0 | | |
| 56 Washburn, Jack | 6.59 | 1-1 | 9 | 7 | 0 | 0/0 | 0 | 28.2 | 38 | 23 | 21 | 17 | 29 | 7 | 0 | 5 | .322 | 2 | 2 | 0 | 2 | 2 | | |
| 51 Erdman, Zach | 6.75 | 0-0 | 8 | 3 | 0 | 0/0 | 0 | 18.2 | 26 | 15 | 14 | 5 | 12 | 8 | 1 | 2 | .325 | 1 | 2 | 0 | 0 | 0 | | |
| 43 Lysik, Brendan | 7.20 | 0-0 | 10 | 0 | 0 | 0/0 | 0 | 10.0 | 8 | 8 | 8 | 9 | 17 | 3 | 0 | 1 | .216 | 0 | 8 | 0 | 0 | 0 | | |
| 45 Bridges, Derek | 7.45 | 0-1 | 14 | 0 | 0 | 0/0 | 0 | 9.2 | 14 | 8 | 8 | 6 | 9 | 1 | 0 | 1 | .350 | 1 | 0 | 0 | 0 | 1 | | |
| 38 Rogers, Jacob | 7.50 | 1-1 | 15 | 1 | 0 | 0/0 | 1 | 24.0 | 32 | 23 | 20 | 14 | 29 | 9 | 1 | 7 | .333 | 3 | 4 | 0 | 2 | 1 | | |
| 34 Petty, Zane | 7.88 | 2-0 | 6 | 4 | 0 | 0/0 | 0 | 16.0 | 18 | 16 | 14 | 12 | 15 | 5 | 0 | 2 | .281 | 1 | 1 | 1 | 1 | 0 | | |
| 54 Huffling, Max | 8.71 | 0-0 | 9 | 0 | 0 | 0/0 | 1 | 10.1 | 17 | 11 | 10 | 7 | 11 | 4 | 1 | 1 | .386 | 5 | 2 | 0 | 1 | 2 | | |
| 28 Fast, Taber | 9.00 | 0-0 | 5 | 2 | 0 | 0/0 | 0 | 8.0 | 14 | 8 | 8 | 1 | 7 | 4 | 0 | 1 | .368 | 1 | 1 | 0 | 0 | 0 | | |
| 44 Luce, Hudson | 10.95 | 2-1 | 10 | 0 | 0 | 0/0 | 0 | 12.1 | 21 | 19 | 15 | 8 | 12 | 6 | 0 | 3 | .368 | 1 | 0 | 0 | 2 | 0 | | |
| 37 Baugh, Carson | 45.00 | 0-0 | 3 | 0 | 0 | 0/0 | 0 | 1.0 | 4 | 5 | 5 | 2 | 2 | 0 | 0 | 1 | .571 | 0 | 0 | 0 | 0 | 0 | | |
| Totals | 5.28 | 29-14 | 43 | 43 | 0 | 1/1 | 9 | 377.0 | 408 | 252 | 221 | 193 | 381 | 82 | 6 | 52 | .277 | 39 | 52 | 2 | 19 | 17 | | |
| Opponents | 9.08 | 14-29 | 43 | 43 | 0 | 0/0 | 6 | 362.2 | 491 | 400 | 366 | 250 | 344 | 106 | 8 | 74 | .322 | 37 | 59 | 8 | 22 | 3 | | |

PB - Team (5), Maxcey, D 2, Bazzell, K. 2, Rivers, D. 1, Opp (14). Pickoffs - Team (5), Free, R. 2, Parish, T. 1, Robinson, K. 1, Huffling, M. 1, Opp (4). SBA/ATT - Bazzell, K. (25-34), Maxcey, D (15-23), Robinson, K. (11-12), Washburn, J. (7-9), Heuer, M. (6-9), Rogers, J. (3-8), Free, R. (3-6), Rivers, D. (5-5), Hutyra, P. (3-4), Parker, H. (4-4), Sanders, J. (2-3), Fast, T. (2-3), Erdman, Z. (2-2), Parish, T. (1-2), Huffling, M. (1-2), Bridges, D. (1-1), Lysik, B. (0-1).



2024 Season Stats (Big 12 Games)

Conference statistics for Texas Tech (as of Apr 22, 2024)
(Big 12 games only Sorted by Batting avg)

Record: 12-9 Home: 9-3 Away: 3-6 Big 12: 12-9

| Player | avg | gp-gs | ab | r | h | 2b | 3b | hr | rbi | tb | slg% | bb | hp | so | gdp | ob% | sf | sh | sb-att | po | a | e | fld% | |
|----------------------|------|-------|-----|-----|-----|----|----|----|-----|-----|------|----|----|-----|-----|------|----|----|--------|-----|-----|----|-------|--|
| 50 Woodcox, Drew | .355 | 17-15 | 62 | 14 | 22 | 5 | 0 | 2 | 13 | 33 | .532 | 8 | 1 | 13 | 1 | .431 | 1 | 0 | 1-1 | 16 | 0 | 0 | 1.000 | |
| 4 Bazzell, Kevin | .348 | 17-17 | 66 | 13 | 23 | 2 | 0 | 3 | 9 | 34 | .515 | 9 | 3 | 7 | 3 | .449 | 0 | 0 | 3-4 | 100 | 13 | 2 | .983 | |
| 31 Bravo, Damian | .333 | 19-18 | 75 | 16 | 25 | 6 | 0 | 3 | 9 | 40 | .533 | 5 | 0 | 24 | 1 | .370 | 1 | 0 | 1-1 | 38 | 0 | 1 | .974 | |
| 20 Green, Austin | .313 | 19-18 | 64 | 13 | 20 | 2 | 0 | 3 | 12 | 31 | .484 | 14 | 5 | 9 | 0 | .464 | 1 | 0 | 3-3 | 25 | 1 | 1 | .963 | |
| 12 McGee, Cade | .296 | 20-20 | 71 | 10 | 21 | 7 | 0 | 4 | 18 | 40 | .563 | 8 | 8 | 13 | 0 | .425 | 0 | 0 | 0-0 | 18 | 28 | 2 | .958 | |
| 13 Kash, Gavin | .295 | 20-20 | 88 | 12 | 26 | 7 | 0 | 3 | 17 | 42 | .477 | 6 | 1 | 23 | 1 | .344 | 1 | 0 | 1-1 | 142 | 12 | 4 | .975 | |
| 3 Lopez, Tracer | .246 | 21-21 | 69 | 16 | 17 | 1 | 0 | 1 | 3 | 21 | .304 | 11 | 1 | 21 | 1 | .358 | 0 | 2 | 1-2 | 20 | 44 | 2 | .970 | |
| 5 Pompey, TJ | .213 | 19-19 | 61 | 11 | 13 | 2 | 0 | 3 | 14 | 24 | .393 | 12 | 2 | 22 | 2 | .355 | 1 | 0 | 2-2 | 32 | 38 | 6 | .921 | |
| ----- | | | | | | | | | | | | | | | | | | | | | | | | |
| 7 Boehm, Garet | .833 | 3-1 | 6 | 2 | 5 | 0 | 0 | 0 | 1 | 5 | .833 | 0 | 0 | 0 | 0 | .833 | 0 | 0 | 0-0 | 0 | 0 | 0 | .000 | |
| 26 Maxcey, Dylan | .371 | 10-10 | 35 | 7 | 13 | 2 | 0 | 1 | 8 | 18 | .514 | 2 | 1 | 4 | 0 | .421 | 0 | 0 | 1-1 | 75 | 9 | 1 | .988 | |
| 11 Rivers, Davis | .286 | 3-0 | 7 | 1 | 2 | 1 | 0 | 0 | 4 | 3 | .429 | 0 | 0 | 4 | 0 | .286 | 0 | 0 | 0-0 | 4 | 1 | 0 | 1.000 | |
| 16 Stripling, Landon | .258 | 11-8 | 31 | 2 | 8 | 1 | 0 | 1 | 6 | 12 | .387 | 5 | 1 | 5 | 0 | .368 | 1 | 0 | 0-0 | 18 | 2 | 1 | .952 | |
| 25 Washburn, Owen | .209 | 13-11 | 43 | 6 | 9 | 3 | 0 | 0 | 4 | 12 | .279 | 5 | 1 | 16 | 3 | .306 | 0 | 0 | 0-0 | 12 | 3 | 0 | 1.000 | |
| 2 Harrelson, Gage | .143 | 13-6 | 21 | 2 | 3 | 0 | 0 | 0 | 0 | 3 | .143 | 9 | 0 | 9 | 0 | .400 | 0 | 0 | 4-4 | 25 | 0 | 0 | 1.000 | |
| 15 Burns, Will | .077 | 9-3 | 13 | 4 | 1 | 0 | 0 | 1 | 1 | 4 | .308 | 0 | 0 | 8 | 1 | .077 | 0 | 0 | 0-1 | 7 | 0 | 0 | 1.000 | |
| 14 Sanders, Travis | .000 | 5-2 | 10 | 0 | 0 | 0 | 0 | 0 | 0 | 0 | .000 | 1 | 0 | 7 | 0 | .091 | 0 | 0 | 0-0 | 9 | 9 | 0 | 1.000 | |
| Totals | .288 | 21 | 722 | 129 | 208 | 39 | 0 | 25 | 119 | 322 | .446 | 95 | 24 | 185 | 13 | .386 | 6 | 2 | 17-20 | 551 | 190 | 21 | .972 | |
| Opponents | .259 | 21 | 700 | 111 | 181 | 31 | 3 | 27 | 109 | 299 | .427 | 89 | 20 | 177 | 13 | .356 | 6 | 10 | 24-38 | 540 | 180 | 17 | .977 | |

LOB - Team (180), Opp (163). DPs turned - Team (15), Opp (15). IBB - Team (0), Opp (4). Picked off - Maxcey, D 1, Harrelson, G. 1, Bazzell, K. 1, Burns, W. 1.

(Big 12 games only Sorted by Earned run avg)

| Player | era | w-l | app | gs | cg | sho | sv | ip | h | r | er | bb | so | 2b | 3b | hr | b/avg | wp | hp | bk | sfa | sha | | |
|--------------------|-------|------|-----|----|----|-----|----|-------|-----|-----|-----|----|-----|----|----|----|-------|----|----|----|-----|-----|--|--|
| 42 Robinson, Kyle | 3.98 | 2-3 | 7 | 7 | 0 | 0/1 | 0 | 40.2 | 44 | 24 | 18 | 18 | 34 | 10 | 1 | 4 | .278 | 4 | 2 | 0 | 0 | 3 | | |
| 46 Free, Ryan | 5.48 | 3-0 | 7 | 4 | 0 | 0/0 | 0 | 21.1 | 23 | 14 | 13 | 9 | 19 | 2 | 1 | 3 | .284 | 3 | 6 | 0 | 0 | 1 | | |
| 48 Heuer, Mac | 6.12 | 3-3 | 7 | 7 | 0 | 0/0 | 0 | 32.1 | 29 | 23 | 22 | 20 | 36 | 2 | 0 | 9 | .232 | 1 | 4 | 0 | 0 | 1 | | |
| ----- | | | | | | | | | | | | | | | | | | | | | | | | |
| 45 Bridges, Derek | 0.00 | 0-0 | 5 | 0 | 0 | 0/0 | 0 | 3.2 | 2 | 0 | 0 | 2 | 3 | 0 | 0 | 0 | .167 | 0 | 0 | 0 | 0 | 0 | | |
| 43 Lysik, Brendan | 0.00 | 0-0 | 3 | 0 | 0 | 0/0 | 0 | 3.1 | 1 | 0 | 0 | 1 | 4 | 0 | 0 | 0 | .100 | 0 | 2 | 0 | 0 | 0 | | |
| 54 Huffling, Max | 0.00 | 0-0 | 2 | 0 | 0 | 0/0 | 0 | 2.1 | 3 | 0 | 0 | 0 | 1 | 0 | 0 | 0 | .333 | 1 | 0 | 0 | 0 | 1 | | |
| 8 Parker, Hudson | 0.00 | 0-0 | 1 | 0 | 0 | 0/0 | 0 | 1.0 | 0 | 0 | 0 | 1 | 1 | 0 | 0 | 0 | .000 | 0 | 0 | 0 | 0 | 0 | | |
| 18 Rhodes, Isaiah | 0.00 | 0-0 | 1 | 0 | 0 | 0/0 | 0 | 1.0 | 0 | 0 | 0 | 0 | 1 | 0 | 0 | 0 | .000 | 0 | 0 | 0 | 0 | 0 | | |
| 17 Hutyra, Parker | 1.50 | 1-0 | 8 | 0 | 0 | 0/0 | 0 | 12.0 | 10 | 2 | 2 | 4 | 16 | 1 | 0 | 0 | .222 | 0 | 0 | 0 | 1 | 0 | | |
| 52 Sanders, Josh | 1.80 | 2-1 | 12 | 0 | 0 | 0/1 | 2 | 20.0 | 13 | 4 | 4 | 3 | 19 | 2 | 0 | 0 | .178 | 2 | 2 | 0 | 1 | 0 | | |
| 38 Rogers, Jacob | 4.15 | 1-0 | 7 | 0 | 0 | 0/0 | 1 | 13.0 | 12 | 6 | 6 | 7 | 14 | 2 | 1 | 4 | .267 | 1 | 1 | 0 | 1 | 1 | | |
| 56 Washburn, Jack | 5.14 | 0-1 | 5 | 3 | 0 | 0/0 | 0 | 14.0 | 16 | 10 | 8 | 9 | 9 | 5 | 0 | 1 | .302 | 2 | 1 | 0 | 2 | 1 | | |
| 44 Luce, Hudson | 8.10 | 0-0 | 3 | 0 | 0 | 0/0 | 0 | 3.1 | 4 | 5 | 3 | 2 | 4 | 0 | 0 | 1 | .267 | 0 | 0 | 0 | 0 | 0 | | |
| 32 Parish, Trendan | 8.22 | 0-1 | 4 | 0 | 0 | 0/0 | 0 | 7.2 | 8 | 8 | 7 | 6 | 10 | 3 | 0 | 1 | .276 | 0 | 1 | 0 | 1 | 2 | | |
| 51 Erdman, Zach | 11.57 | 0-0 | 3 | 0 | 0 | 0/0 | 0 | 4.2 | 10 | 7 | 6 | 2 | 3 | 2 | 0 | 2 | .417 | 0 | 0 | 0 | 0 | 0 | | |
| 30 Kaase, Cole | 13.50 | 0-0 | 3 | 0 | 0 | 0/0 | 1 | 2.0 | 2 | 3 | 3 | 4 | 2 | 0 | 0 | 1 | .250 | 0 | 1 | 0 | 0 | 0 | | |
| 34 Petty, Zane | 33.75 | 0-0 | 1 | 0 | 0 | 0/0 | 0 | 1.1 | 4 | 5 | 5 | 1 | 1 | 2 | 0 | 1 | .500 | 0 | 0 | 0 | 0 | 0 | | |
| Totals | 4.75 | 12-9 | 21 | 21 | 0 | 1/1 | 4 | 183.2 | 181 | 111 | 97 | 89 | 177 | 31 | 3 | 27 | .259 | 14 | 20 | 0 | 6 | 10 | | |
| Opponents | 6.00 | 9-12 | 21 | 21 | 0 | 0/0 | 5 | 180.0 | 208 | 129 | 120 | 95 | 185 | 39 | 0 | 25 | .288 | 12 | 24 | 2 | 6 | 2 | | |

PB - Team (3), Maxcey, D 2, Bazzell, K. 1, Opp (6). Pickoffs - Team (3), Free, R. 2, Parish, T. 1, Opp (4). SBA/ATT - Bazzell, K. (13-20), Maxcey, D (10-15), Robinson, K. (7-8), Rogers, J. (2-6), Heuer, M. (4-6), Washburn, J. (3-5), Free, R. (3-5), Sanders, J. (2-3), Hutyra, P. (1-2), Erdman, Z. (2-2), Lysik, B. (0-1).



2024 Season Stats (Home Games)

Record: 21-4 Home: 21-4 Away: 0-0 Big 12: 9-3

| Player | avg | gp-gs | ab | r | h | 2b | 3b | hr | rbi | tb | slg% | bb | hp | so | gdp | ob% | sf | sh | sb-att | po | a | e | fld% | |
|----------------------|------|-------|-----|-----|-----|----|----|----|-----|-----|------|-----|----|-----|-----|------|----|----|--------|-----|-----|----|-------|--|
| 31 Bravo, Damian | .478 | 23-22 | 90 | 39 | 43 | 13 | 0 | 4 | 33 | 68 | .756 | 12 | 3 | 11 | 1 | .532 | 4 | 0 | 1-1 | 40 | 0 | 1 | .976 | |
| 4 Bazzell, Kevin | .467 | 16-16 | 60 | 24 | 28 | 6 | 0 | 4 | 22 | 46 | .767 | 12 | 5 | 6 | 1 | .584 | 0 | 0 | 1-2 | 118 | 18 | 2 | .986 | |
| 13 Kash, Gavin | .366 | 23-22 | 93 | 27 | 34 | 10 | 0 | 5 | 26 | 59 | .634 | 18 | 1 | 19 | 1 | .469 | 1 | 0 | 1-1 | 143 | 9 | 5 | .968 | |
| 50 Woodcox, Drew | .362 | 19-16 | 69 | 19 | 25 | 4 | 0 | 6 | 27 | 47 | .681 | 10 | 1 | 10 | 2 | .439 | 2 | 0 | 1-1 | 23 | 2 | 0 | 1.000 | |
| 5 Pompey, TJ | .333 | 24-24 | 90 | 25 | 30 | 6 | 1 | 5 | 28 | 53 | .589 | 17 | 1 | 29 | 3 | .440 | 1 | 0 | 7-8 | 37 | 53 | 6 | .938 | |
| 12 McGee, Cade | .311 | 24-23 | 74 | 23 | 23 | 6 | 0 | 6 | 24 | 47 | .635 | 21 | 14 | 10 | 4 | .527 | 1 | 0 | 0-0 | 12 | 37 | 2 | .961 | |
| 20 Green, Austin | .303 | 24-22 | 76 | 24 | 23 | 6 | 0 | 4 | 27 | 41 | .539 | 22 | 4 | 12 | 0 | .467 | 3 | 0 | 4-4 | 41 | 2 | 3 | .935 | |
| 3 Lopez, Tracer | .293 | 24-22 | 75 | 29 | 22 | 2 | 3 | 2 | 10 | 36 | .480 | 21 | 1 | 18 | 1 | .454 | 0 | 1 | 1-2 | 18 | 48 | 3 | .957 | |
| ----- | | | | | | | | | | | | | | | | | | | | | | | | |
| 7 Boehm, Garet | .500 | 7-1 | 14 | 5 | 7 | 0 | 0 | 1 | 3 | 10 | .714 | 0 | 1 | 0 | 0 | .533 | 0 | 0 | 0-0 | 0 | 0 | 0 | .000 | |
| 26 Maxcey, Dylan | .423 | 16-12 | 52 | 16 | 22 | 3 | 0 | 4 | 18 | 37 | .712 | 3 | 0 | 6 | 2 | .455 | 0 | 0 | 2-2 | 97 | 8 | 1 | .991 | |
| 11 Rivers, Davis | .400 | 10-2 | 20 | 3 | 8 | 3 | 0 | 1 | 10 | 14 | .700 | 2 | 1 | 10 | 0 | .478 | 0 | 0 | 0-0 | 31 | 1 | 0 | 1.000 | |
| 14 Sanders, Travis | .368 | 8-3 | 19 | 10 | 7 | 5 | 0 | 0 | 5 | 12 | .632 | 5 | 2 | 4 | 0 | .538 | 0 | 0 | 1-1 | 10 | 9 | 0 | 1.000 | |
| 25 Washburn, Owen | .306 | 17-13 | 49 | 16 | 15 | 3 | 1 | 5 | 15 | 35 | .714 | 13 | 1 | 13 | 3 | .460 | 0 | 0 | 0-0 | 15 | 1 | 0 | 1.000 | |
| 15 Burns, Will | .304 | 11-3 | 23 | 8 | 7 | 1 | 0 | 1 | 4 | 11 | .478 | 1 | 1 | 8 | 1 | .360 | 0 | 0 | 0-1 | 13 | 3 | 1 | .941 | |
| 2 Harrelson, Gage | .294 | 16-10 | 34 | 16 | 10 | 1 | 0 | 1 | 9 | 14 | .412 | 13 | 2 | 12 | 0 | .481 | 3 | 0 | 8-8 | 29 | 1 | 0 | 1.000 | |
| 16 Stripling, Landon | .281 | 16-14 | 57 | 11 | 16 | 2 | 0 | 3 | 14 | 27 | .474 | 10 | 1 | 3 | 1 | .397 | 0 | 0 | 0-0 | 37 | 2 | 2 | .951 | |
| Totals | .358 | 25 | 895 | 295 | 320 | 71 | 5 | 52 | 275 | 557 | .622 | 180 | 39 | 171 | 20 | .477 | 15 | 1 | 27-31 | 672 | 218 | 30 | .967 | |
| Opponents | .292 | 25 | 906 | 170 | 265 | 55 | 4 | 42 | 161 | 454 | .501 | 113 | 31 | 246 | 11 | .385 | 12 | 9 | 25-37 | 611 | 225 | 32 | .963 | |

LOB - Team (224), Opp (229). DPs turned - Team (13), Opp (20). IBB - Team (1), Kash, G. 1, Opp (2). Picked off - Bazzell, K. 1, Burns, W. 1, Maxcey, D 1, Harrelson, G. 1.

(Home games Sorted by Earned run avg)

| Player | era | w-l | app | gs | cg | sho | sv | ip | h | r | er | bb | so | 2b | 3b | hr | b/avg | wp | hp | bks | sfa | sha |
|--------------------|-------|------|-----|----|----|-----|----|-------|-----|-----|-----|-----|-----|----|----|----|-------|----|----|-----|-----|-----|
| 42 Robinson, Kyle | 4.50 | 3-1 | 6 | 6 | 0 | 0/0 | 0 | 32.0 | 35 | 23 | 16 | 16 | 35 | 8 | 1 | 5 | .276 | 3 | 2 | 0 | 0 | 1 |
| 48 Heuer, Mac | 4.67 | 3-1 | 6 | 5 | 0 | 0/0 | 0 | 27.0 | 23 | 15 | 14 | 13 | 29 | 3 | 0 | 6 | .223 | 2 | 6 | 0 | 0 | 0 |
| ----- | | | | | | | | | | | | | | | | | | | | | | |
| 33 Coe, Chandler | 0.00 | 0-0 | 3 | 0 | 0 | 0/0 | 0 | 2.0 | 2 | 0 | 0 | 1 | 2 | 2 | 0 | 0 | .286 | 1 | 0 | 0 | 0 | 0 |
| 52 Sanders, Josh | 1.04 | 2-0 | 12 | 0 | 0 | 0/0 | 1 | 17.1 | 12 | 3 | 2 | 3 | 24 | 2 | 0 | 1 | .188 | 1 | 2 | 0 | 1 | 1 |
| 17 Hutyra, Parker | 1.59 | 4-0 | 10 | 0 | 0 | 0/0 | 0 | 17.0 | 18 | 3 | 3 | 4 | 19 | 2 | 0 | 1 | .273 | 0 | 0 | 0 | 1 | 1 |
| 32 Parish, Trendan | 4.50 | 2-1 | 7 | 0 | 0 | 0/0 | 1 | 14.0 | 15 | 8 | 7 | 4 | 16 | 5 | 0 | 1 | .278 | 1 | 1 | 0 | 1 | 2 |
| 8 Parker, Hudson | 4.91 | 0-0 | 5 | 1 | 0 | 0/0 | 0 | 3.2 | 3 | 2 | 2 | 8 | 4 | 1 | 0 | 0 | .250 | 3 | 2 | 0 | 0 | 0 |
| 46 Free, Ryan | 5.71 | 3-0 | 7 | 2 | 0 | 0/0 | 1 | 17.1 | 19 | 12 | 11 | 7 | 15 | 4 | 1 | 3 | .288 | 2 | 4 | 0 | 1 | 1 |
| 28 Fast, Taber | 5.79 | 0-0 | 3 | 1 | 0 | 0/0 | 0 | 4.2 | 7 | 3 | 3 | 0 | 5 | 2 | 0 | 1 | .318 | 1 | 0 | 0 | 0 | 0 |
| 45 Bridges, Derek | 6.75 | 0-0 | 5 | 0 | 0 | 0/0 | 0 | 4.0 | 5 | 3 | 3 | 2 | 3 | 0 | 0 | 1 | .313 | 0 | 0 | 0 | 0 | 0 |
| 30 Kaase, Cole | 7.04 | 0-0 | 8 | 0 | 0 | 0/0 | 0 | 7.2 | 7 | 6 | 6 | 8 | 12 | 0 | 0 | 2 | .250 | 1 | 2 | 1 | 2 | 0 |
| 56 Washburn, Jack | 7.11 | 1-0 | 6 | 5 | 0 | 0/0 | 0 | 19.0 | 24 | 16 | 15 | 13 | 20 | 5 | 0 | 5 | .308 | 0 | 1 | 0 | 1 | 2 |
| 51 Erdman, Zach | 7.24 | 0-0 | 6 | 2 | 0 | 0/0 | 0 | 13.2 | 20 | 12 | 11 | 4 | 9 | 6 | 1 | 2 | .333 | 1 | 0 | 0 | 0 | 0 |
| 38 Rogers, Jacob | 7.43 | 1-0 | 8 | 0 | 0 | 0/0 | 1 | 13.1 | 21 | 13 | 11 | 4 | 18 | 3 | 1 | 7 | .362 | 1 | 2 | 0 | 1 | 1 |
| 43 Lysik, Brendan | 8.10 | 0-0 | 7 | 0 | 0 | 0/0 | 0 | 6.2 | 6 | 6 | 6 | 7 | 11 | 2 | 0 | 1 | .240 | 0 | 6 | 0 | 0 | 0 |
| 34 Petty, Zane | 8.25 | 1-0 | 4 | 3 | 0 | 0/0 | 0 | 12.0 | 16 | 13 | 11 | 6 | 12 | 4 | 0 | 2 | .314 | 0 | 1 | 1 | 1 | 0 |
| 18 Rhodes, Isaiah | 9.00 | 0-0 | 4 | 0 | 0 | 0/0 | 0 | 2.0 | 3 | 4 | 2 | 4 | 2 | 0 | 0 | 1 | .300 | 2 | 1 | 0 | 0 | 0 |
| 44 Luce, Hudson | 11.74 | 1-1 | 6 | 0 | 0 | 0/0 | 0 | 7.2 | 16 | 14 | 10 | 5 | 8 | 4 | 0 | 1 | .410 | 0 | 0 | 0 | 2 | 0 |
| 54 Huffling, Max | 24.00 | 0-0 | 5 | 0 | 0 | 0/0 | 0 | 3.0 | 9 | 9 | 8 | 2 | 2 | 2 | 0 | 1 | .563 | 5 | 1 | 0 | 1 | 0 |
| 37 Baugh, Carson | 99.00 | 0-0 | 2 | 0 | 0 | 0/0 | 0 | 0.0 | 4 | 5 | 5 | 2 | 0 | 0 | 0 | 1 | 1.000 | 0 | 0 | 0 | 0 | 0 |
| Totals | 5.87 | 21-4 | 25 | 25 | 0 | 0/0 | 4 | 224.0 | 265 | 170 | 146 | 113 | 246 | 55 | 4 | 42 | .292 | 24 | 31 | 2 | 12 | 9 |
| Opponents | 11.93 | 4-21 | 25 | 25 | 0 | 0/0 | 2 | 203.2 | 320 | 295 | 270 | 180 | 171 | 71 | 5 | 52 | .358 | 30 | 39 | 6 | 15 | 1 |

PB - Team (5), Bazzell, K. 2, Maxcey, D 2, Rivers, D. 1, Opp (8). Pickoffs - Team (3), Robinson, K. 1, Free, R. 1, Huffling, M. 1, Opp (4). SBA/ATT - Bazzell, K. (14-19), Maxcey, D (8-13), Robinson, K. (6-7), Washburn, J. (4-5), Free, R. (1-4), Rogers, J. (2-4), Heuer, M. (2-4), Parker, H. (4-4), Rivers, D. (3-3), Erdman, Z. (2-2), Hutyra, P. (2-2), Lysik, B. (0-1), Huffling, M. (0-1), Sanders, J. (1-1), Parish, T. (0-1), Bridges, D. (1-1).



Season Stats (2024 Away/Neutral Games)

Record: 8-10 Home: 0-0 Away: 6-8 Neutral: 2-2 Big 12: 3-6

| Player | avg | gp-gs | ab | r | h | 2b | 3b | hr | rbi | tb | slg% | bb | hp | so | gdp | ob% | sf | sh | sb-att | po | a | e | fld% | |
|----------------------|------|-------|-----|-----|-----|----|----|----|-----|-----|------|----|----|-----|-----|------|----|----|--------|-----|-----|----|-------|--|
| 20 Green, Austin | .390 | 16-14 | 59 | 11 | 23 | 5 | 1 | 2 | 13 | 36 | .610 | 6 | 2 | 5 | 0 | .456 | 1 | 0 | 1-1 | 25 | 0 | 0 | 1.000 | |
| 31 Bravo, Damian | .328 | 15-15 | 58 | 9 | 19 | 7 | 0 | 0 | 7 | 26 | .448 | 5 | 1 | 19 | 0 | .391 | 0 | 0 | 0-0 | 32 | 0 | 3 | .914 | |
| 5 Pompey, TJ | .309 | 16-16 | 55 | 11 | 17 | 2 | 1 | 3 | 17 | 30 | .545 | 7 | 2 | 17 | 0 | .406 | 0 | 1 | 4-5 | 29 | 31 | 3 | .952 | |
| 12 McGee, Cade | .274 | 18-18 | 62 | 16 | 17 | 4 | 0 | 4 | 13 | 33 | .532 | 10 | 7 | 15 | 0 | .425 | 1 | 0 | 0-0 | 19 | 36 | 3 | .948 | |
| 13 Kash, Gavin | .260 | 17-17 | 77 | 12 | 20 | 5 | 0 | 5 | 13 | 40 | .519 | 3 | 1 | 23 | 2 | .289 | 2 | 0 | 2-2 | 104 | 8 | 0 | 1.000 | |
| 4 Bazzell, Kevin | .235 | 17-17 | 68 | 4 | 16 | 4 | 0 | 1 | 6 | 23 | .338 | 7 | 2 | 11 | 2 | .325 | 0 | 0 | 3-3 | 85 | 9 | 2 | .979 | |
| 3 Lopez, Tracer | .228 | 16-16 | 57 | 9 | 13 | 1 | 0 | 2 | 7 | 20 | .351 | 6 | 1 | 17 | 1 | .308 | 1 | 1 | 1-1 | 26 | 31 | 3 | .950 | |
| ----- | | | | | | | | | | | | | | | | | | | | | | | | |
| 25 Washburn, Owen | .300 | 15-13 | 50 | 10 | 15 | 2 | 0 | 0 | 4 | 17 | .340 | 3 | 0 | 17 | 2 | .340 | 0 | 0 | 0-0 | 12 | 2 | 0 | 1.000 | |
| 50 Woodcox, Drew | .295 | 13-10 | 44 | 8 | 13 | 3 | 0 | 4 | 7 | 28 | .636 | 5 | 0 | 12 | 0 | .367 | 0 | 0 | 0-0 | 12 | 0 | 0 | 1.000 | |
| 26 Maxcey, Dylan | .263 | 8-5 | 19 | 1 | 5 | 2 | 0 | 0 | 5 | 7 | .368 | 1 | 1 | 3 | 0 | .333 | 0 | 0 | 1-1 | 45 | 7 | 0 | 1.000 | |
| 16 Stripling, Landon | .227 | 8-5 | 22 | 2 | 5 | 0 | 0 | 1 | 3 | 8 | .364 | 3 | 0 | 4 | 0 | .308 | 1 | 0 | 0-0 | 22 | 4 | 0 | 1.000 | |
| 2 Harrelson, Gage | .179 | 14-8 | 28 | 6 | 5 | 0 | 1 | 0 | 1 | 7 | .250 | 11 | 2 | 15 | 0 | .439 | 0 | 0 | 2-2 | 25 | 0 | 0 | 1.000 | |
| 15 Burns, Will | .077 | 9-4 | 13 | 4 | 1 | 0 | 0 | 0 | 1 | 1 | .077 | 1 | 0 | 6 | 0 | .133 | 1 | 0 | 1-1 | 4 | 2 | 0 | 1.000 | |
| 14 Sanders, Travis | .071 | 5-3 | 14 | 1 | 1 | 0 | 0 | 0 | 2 | 1 | .071 | 1 | 0 | 7 | 1 | .133 | 0 | 0 | 0-0 | 9 | 9 | 0 | 1.000 | |
| 11 Rivers, Davis | .000 | 3-1 | 3 | 1 | 0 | 0 | 0 | 0 | 0 | 0 | .000 | 1 | 1 | 1 | 0 | .400 | 0 | 0 | 0-0 | 4 | 2 | 0 | 1.000 | |
| 7 Boehm, Garet | .000 | 1-0 | 1 | 0 | 0 | 0 | 0 | 0 | 0 | 0 | .000 | 0 | 0 | 1 | 0 | .000 | 0 | 0 | 0-0 | 0 | 0 | 0 | .000 | |
| Totals | .270 | 18 | 630 | 105 | 170 | 35 | 3 | 22 | 99 | 277 | .440 | 70 | 20 | 173 | 8 | .358 | 7 | 2 | 15-16 | 459 | 160 | 17 | .973 | |
| Opponents | .252 | 18 | 567 | 82 | 143 | 27 | 2 | 10 | 72 | 204 | .360 | 80 | 21 | 135 | 14 | .361 | 7 | 8 | 21-29 | 477 | 124 | 12 | .980 | |

LOB - Team (147), Opp (142). DPs turned - Team (17), Opp (13). IBB - Team (0), Opp (3).

(Away Neutral Sorted by Earned run avg)

| Player | era | w-l | app | gs | cg | sho | sv | ip | h | r | er | bb | so | 2b | 3b | hr | b/avg | wp | hp | bk | sfa | sha |
|---------------------|-------|------|-----|----|----|-----|----|-------|-----|-----|----|----|-----|----|----|----|-------|----|----|----|-----|-----|
| 42 Robinson, Kyle | 2.74 | 1-3 | 4 | 4 | 0 | 0/1 | 0 | 23.0 | 19 | 8 | 7 | 10 | 19 | 2 | 1 | 1 | .224 | 1 | 0 | 0 | 0 | 2 |
| ----- | | | | | | | | | | | | | | | | | | | | | | |
| 41 Trombello, Brady | 0.00 | 1-0 | 1 | 1 | 0 | 0/0 | 0 | 4.0 | 4 | 0 | 0 | 0 | 4 | 2 | 0 | 0 | .250 | 1 | 0 | 0 | 0 | 0 |
| 30 Kaase, Cole | 0.00 | 0-0 | 3 | 0 | 0 | 0/0 | 1 | 2.2 | 0 | 0 | 0 | 0 | 3 | 0 | 0 | 0 | .000 | 0 | 1 | 0 | 1 | 0 |
| 33 Coe, Chandler | 0.00 | 0-0 | 1 | 0 | 0 | 0/0 | 0 | 1.0 | 0 | 0 | 0 | 0 | 0 | 0 | 0 | 0 | .000 | 0 | 0 | 0 | 0 | 0 |
| 37 Baugh, Carson | 0.00 | 0-0 | 1 | 0 | 0 | 0/0 | 0 | 1.0 | 0 | 0 | 0 | 0 | 2 | 0 | 0 | 0 | .000 | 0 | 0 | 0 | 0 | 0 |
| 17 Hutyra, Parker | 1.29 | 0-1 | 6 | 0 | 0 | 0/0 | 1 | 7.0 | 6 | 2 | 1 | 4 | 7 | 1 | 0 | 0 | .214 | 0 | 1 | 0 | 1 | 0 |
| 32 Parish, Trendan | 1.59 | 0-0 | 4 | 0 | 0 | 0/0 | 1 | 5.2 | 4 | 1 | 1 | 3 | 5 | 0 | 0 | 0 | .200 | 0 | 0 | 0 | 0 | 0 |
| 52 Sanders, Josh | 2.45 | 1-1 | 8 | 0 | 0 | 0/1 | 1 | 14.2 | 8 | 5 | 4 | 3 | 12 | 2 | 0 | 0 | .154 | 1 | 4 | 0 | 0 | 0 |
| 54 Huffling, Max | 2.45 | 0-0 | 4 | 0 | 0 | 0/0 | 1 | 7.1 | 8 | 2 | 2 | 5 | 9 | 2 | 1 | 0 | .286 | 0 | 1 | 0 | 0 | 2 |
| 8 Parker, Hudson | 3.52 | 0-0 | 4 | 2 | 0 | 0/0 | 0 | 7.2 | 7 | 5 | 3 | 6 | 3 | 1 | 0 | 2 | .259 | 2 | 2 | 0 | 0 | 0 |
| 18 Rhodes, Isaiah | 4.15 | 0-0 | 6 | 0 | 0 | 0/0 | 0 | 4.1 | 0 | 2 | 2 | 6 | 4 | 0 | 0 | 0 | .000 | 1 | 0 | 0 | 3 | 0 |
| 46 Free, Ryan | 4.26 | 2-0 | 5 | 2 | 0 | 0/0 | 0 | 12.2 | 12 | 6 | 6 | 5 | 11 | 0 | 0 | 1 | .261 | 2 | 3 | 0 | 0 | 1 |
| 51 Erdman, Zach | 5.40 | 0-0 | 2 | 1 | 0 | 0/0 | 0 | 5.0 | 6 | 3 | 3 | 1 | 3 | 2 | 0 | 0 | .300 | 0 | 2 | 0 | 0 | 0 |
| 43 Lysik, Brendan | 5.40 | 0-0 | 3 | 0 | 0 | 0/0 | 0 | 3.1 | 2 | 2 | 2 | 2 | 6 | 1 | 0 | 0 | .167 | 0 | 2 | 0 | 0 | 0 |
| 56 Washburn, Jack | 5.59 | 0-1 | 3 | 2 | 0 | 0/0 | 0 | 9.2 | 14 | 7 | 6 | 4 | 9 | 2 | 0 | 0 | .350 | 2 | 1 | 0 | 1 | 0 |
| 48 Heuer, Mac | 6.32 | 1-2 | 4 | 3 | 0 | 0/0 | 0 | 15.2 | 19 | 11 | 11 | 7 | 12 | 0 | 0 | 4 | .311 | 0 | 1 | 0 | 0 | 2 |
| 34 Petty, Zane | 6.75 | 1-0 | 2 | 1 | 0 | 0/0 | 0 | 4.0 | 2 | 3 | 3 | 6 | 3 | 1 | 0 | 0 | .154 | 1 | 0 | 0 | 0 | 0 |
| 38 Rogers, Jacob | 7.59 | 0-1 | 7 | 1 | 0 | 0/0 | 0 | 10.2 | 11 | 10 | 9 | 10 | 11 | 6 | 0 | 0 | .289 | 2 | 2 | 0 | 1 | 0 |
| 45 Bridges, Derek | 7.94 | 0-1 | 9 | 0 | 0 | 0/0 | 0 | 5.2 | 9 | 5 | 5 | 4 | 6 | 1 | 0 | 0 | .375 | 1 | 0 | 0 | 0 | 1 |
| 44 Luce, Hudson | 9.64 | 1-0 | 4 | 0 | 0 | 0/0 | 0 | 4.2 | 5 | 5 | 5 | 3 | 4 | 2 | 0 | 2 | .278 | 1 | 0 | 0 | 0 | 0 |
| 28 Fast, Taber | 13.50 | 0-0 | 2 | 1 | 0 | 0/0 | 0 | 3.1 | 7 | 5 | 5 | 1 | 2 | 2 | 0 | 0 | .438 | 0 | 1 | 0 | 0 | 0 |
| Totals | 4.41 | 8-10 | 18 | 18 | 0 | 1/1 | 5 | 153.0 | 143 | 82 | 75 | 80 | 135 | 27 | 2 | 10 | .252 | 15 | 21 | 0 | 7 | 8 |
| Opponents | 5.38 | 10-8 | 18 | 18 | 0 | 0/0 | 4 | 159.0 | 170 | 105 | 95 | 70 | 173 | 35 | 3 | 22 | .270 | 7 | 20 | 2 | 7 | 2 |

PB - Team (0), Opp (6). Pickoffs - Team (2), Parish, T. 1, Free, R. 1. SBA/ATT - Bazzell, K. (11-15), Maxcey, D (7-10), Robinson, K. (5-5), Heuer, M. (4-5), Rogers, J. (1-4), Washburn, J. (3-4), Fast, T. (2-3), Rivers, D. (2-2), Free, R. (2-2), Hutyra, P. (1-2), Sanders, J. (1-2), Parish, T. (1-1), Huffling, M. (1-1).



Game-By-Game Offensive Stats

| Date | Opponent | ab | r | h | rbi | 2b | 3b | hr | tb | bb | ibb | sb | cs | hbp | sac | sf | gdp | k | po | a | e | lob | avg |
|---------|----------------------|------|-----|-----|-----|-----|----|----|-----|-----|-----|----|----|-----|-----|----|-----|-----|------|-----|----|-----|------|
| Feb 16 | vs Tennessee | 30 | 2 | 5 | 2 | 0 | 1 | 0 | 7 | 1 | 0 | 1 | 0 | 0 | 0 | 0 | 0 | 17 | 27 | 3 | 1 | 2 | .167 |
| Feb 17 | vs Nebraska | 36 | 6 | 11 | 6 | 2 | 0 | 0 | 13 | 3 | 0 | 0 | 0 | 0 | 0 | 2 | 0 | 9 | 27 | 13 | 1 | 8 | .242 |
| Feb 18 | vs Oregon | 35 | 11 | 13 | 11 | 4 | 0 | 2 | 23 | 6 | 0 | 0 | 0 | 2 | 0 | 1 | 0 | 11 | 27 | 3 | 3 | 9 | .287 |
| Feb 20 | at UT Arlington | 41 | 13 | 13 | 10 | 5 | 0 | 1 | 21 | 8 | 0 | 3 | 0 | 0 | 0 | 0 | 0 | 5 | 27 | 8 | 0 | 9 | .296 |
| Feb 21 | vs Oregon State | 35 | 4 | 10 | 4 | 2 | 1 | 0 | 14 | 8 | 0 | 0 | 0 | 0 | 0 | 1 | 2 | 7 | 27 | 8 | 1 | 13 | .294 |
| Feb 23 | TEXAS SOUTHERN | 49 | 32 | 24 | 30 | 8 | 1 | 4 | 46 | 14 | 0 | 1 | 0 | 2 | 0 | 2 | 0 | 3 | 27 | 8 | 0 | 11 | .336 |
| Feb 24 | TEXAS SOUTHERN | 41 | 20 | 20 | 19 | 7 | 0 | 3 | 36 | 7 | 0 | 1 | 0 | 2 | 0 | 1 | 1 | 3 | 27 | 7 | 1 | 7 | .360 |
| Feb 25 | TEXAS SOUTHERN | 30 | 16 | 13 | 16 | 1 | 0 | 4 | 26 | 11 | 0 | 2 | 0 | 3 | 0 | 0 | 1 | 1 | 21 | 10 | 1 | 10 | .367 |
| Mar 01 | GARDNER-WEBB | 37 | 10 | 13 | 8 | 2 | 0 | 2 | 21 | 7 | 0 | 1 | 0 | 2 | 0 | 0 | 1 | 9 | 27 | 6 | 3 | 12 | .365 |
| Mar 02 | GARDNER-WEBB | 44 | 29 | 21 | 26 | 11 | 0 | 4 | 44 | 14 | 0 | 3 | 0 | 7 | 0 | 2 | 0 | 8 | 27 | 5 | 1 | 14 | .378 |
| Mar 03 | GARDNER-WEBB | 29 | 9 | 8 | 7 | 2 | 0 | 0 | 10 | 11 | 0 | 2 | 0 | 2 | 0 | 2 | 1 | 6 | 27 | 9 | 0 | 11 | .371 |
| Mar 05 | at New Mexico | 38 | 11 | 11 | 10 | 4 | 1 | 1 | 20 | 4 | 0 | 1 | 0 | 4 | 0 | 0 | 1 | 4 | 27 | 13 | 2 | 8 | .364 |
| *Mar 08 | TEXAS | 36 | 8 | 8 | 6 | 2 | 0 | 3 | 19 | 8 | 0 | 2 | 0 | 0 | 0 | 0 | 0 | 10 | 27 | 8 | 2 | 9 | .353 |
| *Mar 09 | TEXAS | 36 | 7 | 13 | 6 | 3 | 0 | 1 | 19 | 4 | 0 | 0 | 0 | 1 | 0 | 0 | 0 | 3 | 27 | 5 | 3 | 10 | .354 |
| *Mar 10 | TEXAS | 33 | 7 | 9 | 7 | 1 | 0 | 4 | 22 | 5 | 0 | 2 | 0 | 2 | 0 | 1 | 0 | 6 | 27 | 14 | 2 | 7 | .349 |
| Mar 12 | NEW MEXICO ST | 37 | 13 | 14 | 13 | 3 | 1 | 1 | 22 | 6 | 0 | 1 | 0 | 1 | 0 | 1 | 0 | 9 | 27 | 7 | 2 | 8 | .351 |
| Mar 13 | NEW MEXICO ST | 34 | 9 | 13 | 9 | 4 | 1 | 2 | 25 | 4 | 1 | 1 | 0 | 1 | 0 | 0 | 3 | 4 | 27 | 10 | 1 | 6 | .353 |
| *Mar 15 | at Baylor | 32 | 2 | 7 | 2 | 1 | 0 | 0 | 8 | 3 | 0 | 0 | 0 | 3 | 0 | 0 | 1 | 6 | 27 | 9 | 2 | 9 | .346 |
| *Mar 16 | at Baylor | 31 | 1 | 5 | 1 | 0 | 0 | 0 | 5 | 3 | 0 | 1 | 0 | 2 | 0 | 1 | 0 | 12 | 24 | 7 | 0 | 9 | .338 |
| *Mar 17 | at Baylor | 32 | 2 | 4 | 2 | 0 | 0 | 1 | 7 | 2 | 0 | 0 | 0 | 2 | 0 | 0 | 0 | 6 | 24 | 9 | 0 | 7 | .328 |
| Mar 19 | ABILENE CHRISTI | 35 | 9 | 13 | 9 | 1 | 0 | 2 | 20 | 7 | 0 | 3 | 0 | 1 | 0 | 1 | 1 | 8 | 27 | 6 | 0 | 11 | .330 |
| *Mar 21 | BYU | 33 | 5 | 8 | 5 | 2 | 0 | 1 | 13 | 1 | 0 | 0 | 0 | 0 | 0 | 1 | 1 | 8 | 27 | 5 | 1 | 3 | .327 |
| *Mar 22 | BYU | 35 | 4 | 11 | 4 | 4 | 0 | 0 | 15 | 2 | 0 | 1 | 0 | 0 | 0 | 0 | 0 | 6 | 27 | 10 | 1 | 9 | .326 |
| *Mar 23 | BYU | 37 | 10 | 15 | 9 | 0 | 0 | 2 | 21 | 7 | 0 | 3 | 1 | 0 | 0 | 0 | 1 | 7 | 27 | 6 | 0 | 10 | .329 |
| Mar 26 | STEPHEN F. AUSTI | 34 | 16 | 10 | 16 | 2 | 1 | 2 | 20 | 8 | 0 | 1 | 0 | 4 | 0 | 1 | 0 | 3 | 24 | 11 | 0 | 8 | .328 |
| *Mar 28 | at UCF | 40 | 4 | 13 | 4 | 2 | 0 | 2 | 21 | 3 | 0 | 1 | 0 | 0 | 0 | 0 | 1 | 11 | 26 | 8 | 0 | 12 | .328 |
| *Mar 29 | at UCF | 31 | 1 | 5 | 1 | 1 | 0 | 0 | 6 | 1 | 0 | 0 | 0 | 0 | 1 | 0 | 0 | 8 | 24 | 13 | 0 | 5 | .323 |
| *Mar 30 | at UCF | 31 | 3 | 6 | 3 | 0 | 0 | 2 | 12 | 3 | 0 | 1 | 0 | 3 | 0 | 1 | 1 | 11 | 27 | 7 | 1 | 8 | .319 |
| Apr 01 | STANFORD | 40 | 10 | 11 | 10 | 0 | 0 | 4 | 23 | 8 | 0 | 0 | 0 | 1 | 0 | 0 | 2 | 10 | 33 | 12 | 3 | 9 | .317 |
| Apr 02 | STANFORD | 35 | 15 | 13 | 15 | 1 | 1 | 3 | 25 | 9 | 0 | 0 | 1 | 1 | 0 | 1 | 0 | 6 | 27 | 10 | 0 | 7 | .319 |
| *Apr 05 | HOUSTON | 36 | 12 | 16 | 11 | 3 | 0 | 1 | 22 | 6 | 0 | 0 | 0 | 3 | 0 | 1 | 2 | 10 | 27 | 12 | 1 | 10 | .323 |
| *Apr 06 | HOUSTON | 36 | 15 | 13 | 14 | 3 | 0 | 2 | 22 | 13 | 0 | 0 | 0 | 1 | 0 | 0 | 1 | 9 | 27 | 11 | 3 | 11 | .324 |
| *Apr 07 | HOUSTON | 36 | 12 | 12 | 11 | 1 | 0 | 1 | 16 | 7 | 0 | 1 | 1 | 1 | 0 | 0 | 1 | 11 | 27 | 11 | 2 | 8 | .324 |
| Apr 10 | at Abilene Christian | 38 | 21 | 17 | 20 | 1 | 0 | 9 | 45 | 9 | 0 | 0 | 0 | 1 | 0 | 1 | 0 | 9 | 21 | 11 | 1 | 7 | .328 |
| *Apr 12 | at TCU | 39 | 7 | 13 | 7 | 3 | 0 | 1 | 19 | 4 | 0 | 1 | 0 | 1 | 0 | 0 | 0 | 17 | 27 | 11 | 0 | 10 | .328 |
| *Apr 13 | at TCU | 35 | 2 | 8 | 2 | 1 | 0 | 0 | 9 | 3 | 0 | 1 | 0 | 0 | 0 | 0 | 0 | 10 | 24 | 10 | 2 | 9 | .326 |
| *Apr 14 | at TCU | 36 | 3 | 10 | 3 | 5 | 0 | 0 | 15 | 4 | 0 | 1 | 0 | 1 | 0 | 0 | 1 | 10 | 24 | 8 | 1 | 11 | .324 |
| Apr 16 | at Arkansas | 40 | 8 | 13 | 8 | 2 | 0 | 2 | 21 | 1 | 0 | 4 | 1 | 1 | 0 | 0 | 0 | 14 | 25 | 11 | 2 | 7 | .324 |
| Apr 17 | at Arkansas | 30 | 4 | 7 | 4 | 2 | 0 | 1 | 12 | 4 | 0 | 0 | 0 | 0 | 1 | 0 | 1 | 6 | 24 | 8 | 0 | 4 | .322 |
| *Apr 19 | WEST VIRGINIA | 34 | 15 | 12 | 13 | 3 | 0 | 1 | 18 | 7 | 0 | 2 | 0 | 3 | 0 | 1 | 1 | 12 | 27 | 8 | 0 | 6 | .323 |
| *Apr 21 | WEST VIRGINIA | 35 | 6 | 13 | 6 | 3 | 0 | 1 | 19 | 6 | 0 | 0 | 0 | 0 | 0 | 0 | 1 | 6 | 27 | 9 | 0 | 11 | .324 |
| *Apr 21 | WEST VIRGINIA | 28 | 3 | 7 | 2 | 1 | 0 | 2 | 14 | 3 | 0 | 0 | 1 | 1 | 1 | 0 | 1 | 6 | 27 | 9 | 0 | 6 | .323 |
| Apr 23 | NEW MEXICO | 35 | 3 | 10 | 3 | 3 | 0 | 2 | 19 | 5 | 0 | 0 | 0 | 0 | 0 | 0 | 1 | 7 | 27 | 9 | 3 | 10 | .322 |
| Totals | | 1525 | 400 | 491 | 375 | 106 | 8 | 74 | 835 | 250 | 1 | 42 | 5 | 59 | 3 | 22 | 28 | 344 | 1131 | 378 | 47 | 371 | .322 |



Game-By-Game Pitching Stats

| Date | Opponent | ip | h | r | er | bb | so | 2b | 3b | hr | wp | bk | hbp | dp | ibb | score | w-l | sv | era |
|---------|----------------------|-------|-----|-----|-----|-----|-----|----|----|----|----|----|-----|----|-----|---------|-------|----|------|
| Feb 16 | vs Tennessee | 9.0 | 8 | 6 | 5 | 5 | 10 | 1 | 0 | 1 | 1 | 0 | 1 | 0 | 0 | 2-6 | 0-1 | 0 | 5.00 |
| Feb 17 | vs Nebraska | 9.0 | 10 | 3 | 3 | 4 | 7 | 0 | 0 | 0 | 1 | 0 | 1 | 2 | 0 | 6-3 | 1-1 | 1 | 4.00 |
| Feb 18 | vs Oregon | 9.0 | 16 | 7 | 6 | 3 | 16 | 3 | 1 | 0 | 0 | 0 | 1 | 0 | 0 | 11-7 | 2-1 | 2 | 4.67 |
| Feb 20 | at UT Arlington | 9.0 | 7 | 1 | 1 | 1 | 8 | 2 | 0 | 0 | 2 | 0 | 0 | 1 | 0 | 13-1 | 3-1 | 2 | 3.75 |
| Feb 21 | vs Oregon State | 9.0 | 8 | 10 | 9 | 7 | 9 | 4 | 0 | 0 | 1 | 0 | 3 | 0 | 0 | 4-10 | 3-2 | 2 | 4.80 |
| Feb 23 | TEXAS SOUTHERN | 9.0 | 7 | 5 | 5 | 4 | 10 | 3 | 1 | 0 | 0 | 0 | 0 | 0 | 0 | 32-5 | 4-2 | 2 | 4.83 |
| Feb 24 | TEXAS SOUTHERN | 9.0 | 9 | 4 | 4 | 3 | 6 | 1 | 0 | 1 | 0 | 1 | 3 | 0 | 0 | 20-4 | 5-2 | 2 | 4.71 |
| Feb 25 | TEXAS SOUTHERN | 7.0 | 10 | 5 | 5 | 3 | 10 | 2 | 0 | 2 | 1 | 0 | 0 | 0 | 0 | 16-5 | 6-2 | 2 | 4.89 |
| Mar 01 | GARDNER-WEBB | 9.0 | 11 | 7 | 5 | 5 | 15 | 0 | 0 | 1 | 3 | 0 | 1 | 0 | 0 | 10-7 | 7-2 | 3 | 4.90 |
| Mar 02 | GARDNER-WEBB | 9.0 | 10 | 3 | 3 | 3 | 6 | 2 | 0 | 2 | 0 | 0 | 2 | 2 | 0 | 29-3 | 8-2 | 3 | 4.70 |
| Mar 03 | GARDNER-WEBB | 9.0 | 11 | 5 | 5 | 2 | 9 | 0 | 0 | 2 | 0 | 0 | 1 | 0 | 0 | 9-5 | 9-2 | 3 | 4.73 |
| Mar 05 | at New Mexico | 9.0 | 12 | 8 | 8 | 6 | 8 | 4 | 0 | 0 | 1 | 0 | 1 | 0 | 0 | 11-8 | 10-2 | 4 | 5.01 |
| *Mar 08 | TEXAS | 9.0 | 20 | 22 | 21 | 10 | 9 | 5 | 0 | 4 | 1 | 0 | 1 | 1 | 0 | 8-22 | 10-3 | 4 | 6.26 |
| *Mar 09 | TEXAS | 9.0 | 5 | 2 | 2 | 1 | 10 | 0 | 0 | 2 | 1 | 0 | 2 | 0 | 0 | 7-2 | 11-3 | 4 | 5.95 |
| *Mar 10 | TEXAS | 9.0 | 15 | 9 | 7 | 3 | 6 | 4 | 0 | 2 | 0 | 0 | 0 | 0 | 1 | 7-9 | 11-4 | 4 | 6.02 |
| Mar 12 | NEW MEXICO ST | 9.0 | 9 | 7 | 6 | 4 | 12 | 2 | 0 | 1 | 0 | 0 | 2 | 1 | 0 | 13-7 | 12-4 | 4 | 6.02 |
| Mar 13 | NEW MEXICO ST | 9.0 | 17 | 7 | 7 | 1 | 8 | 4 | 0 | 2 | 1 | 0 | 1 | 1 | 0 | 9-7 | 13-4 | 5 | 6.08 |
| *Mar 15 | at Baylor | 9.0 | 4 | 0 | 0 | 2 | 9 | 1 | 0 | 0 | 0 | 0 | 0 | 2 | 0 | 2-0 | 14-4 | 6 | 5.74 |
| *Mar 16 | at Baylor | 8.0 | 9 | 5 | 5 | 4 | 9 | 0 | 0 | 2 | 0 | 0 | 0 | 0 | 0 | 1-5 | 14-5 | 6 | 5.73 |
| *Mar 17 | at Baylor | 8.0 | 9 | 7 | 7 | 7 | 6 | 1 | 0 | 0 | 3 | 0 | 3 | 1 | 1 | 2-7 | 14-6 | 6 | 5.83 |
| Mar 19 | ABILENE CHRISTI | 9.0 | 4 | 4 | 3 | 11 | 11 | 0 | 0 | 0 | 3 | 1 | 1 | 0 | 0 | 9-4 | 15-6 | 6 | 5.69 |
| *Mar 21 | BYU | 9.0 | 9 | 8 | 7 | 3 | 14 | 1 | 0 | 2 | 0 | 0 | 2 | 0 | 1 | 5-8 | 15-7 | 6 | 5.75 |
| *Mar 22 | BYU | 9.0 | 8 | 3 | 2 | 0 | 9 | 2 | 0 | 1 | 1 | 0 | 1 | 1 | 0 | 4-3 | 16-7 | 6 | 5.59 |
| *Mar 23 | BYU | 9.0 | 2 | 1 | 1 | 5 | 11 | 2 | 0 | 0 | 0 | 0 | 0 | 0 | 0 | 10-1 | 17-7 | 6 | 5.39 |
| Mar 26 | STEPHEN F. AUSTI | 8.0 | 10 | 4 | 4 | 2 | 9 | 5 | 0 | 1 | 1 | 0 | 1 | 0 | 0 | 16-4 | 18-7 | 6 | 5.36 |
| *Mar 28 | at UCF | 8.2 | 10 | 5 | 5 | 5 | 8 | 2 | 0 | 0 | 0 | 0 | 2 | 1 | 1 | 4-5 | 18-8 | 6 | 5.35 |
| *Mar 29 | at UCF | 8.0 | 5 | 2 | 2 | 4 | 5 | 0 | 0 | 0 | 1 | 0 | 0 | 1 | 0 | 1-2 | 18-9 | 6 | 5.25 |
| *Mar 30 | at UCF | 9.0 | 7 | 2 | 2 | 4 | 6 | 0 | 0 | 2 | 0 | 0 | 0 | 1 | 0 | 3-2 | 19-9 | 7 | 5.13 |
| Apr 01 | STANFORD | 11.0 | 15 | 9 | 6 | 7 | 17 | 6 | 0 | 1 | 1 | 0 | 1 | 1 | 0 | 10-9 | 20-9 | 7 | 5.12 |
| Apr 02 | STANFORD | 9.0 | 14 | 12 | 12 | 7 | 7 | 3 | 1 | 4 | 5 | 0 | 2 | 1 | 0 | 15-12 | 21-9 | 7 | 5.35 |
| *Apr 05 | HOUSTON | 9.0 | 11 | 9 | 8 | 4 | 11 | 2 | 1 | 3 | 3 | 0 | 1 | 0 | 0 | 12-9 | 22-9 | 7 | 5.44 |
| *Apr 06 | HOUSTON | 9.0 | 16 | 12 | 5 | 6 | 6 | 4 | 0 | 2 | 2 | 0 | 0 | 1 | 0 | 15-12 | 23-9 | 7 | 5.43 |
| *Apr 07 | HOUSTON | 9.0 | 10 | 8 | 8 | 7 | 10 | 1 | 0 | 4 | 0 | 0 | 2 | 1 | 0 | 12-8 | 24-9 | 7 | 5.50 |
| Apr 10 | at Abilene Christian | 7.0 | 4 | 3 | 1 | 7 | 5 | 1 | 0 | 0 | 1 | 0 | 2 | 1 | 0 | 21-3 | 25-9 | 7 | 5.41 |
| *Apr 12 | at TCU | 9.0 | 5 | 1 | 1 | 2 | 6 | 2 | 0 | 1 | 0 | 0 | 1 | 2 | 0 | 7-1 | 26-9 | 7 | 5.28 |
| *Apr 13 | at TCU | 8.0 | 9 | 4 | 3 | 3 | 5 | 1 | 1 | 0 | 0 | 0 | 0 | 1 | 0 | 2-4 | 26-10 | 7 | 5.23 |
| *Apr 14 | at TCU | 8.0 | 6 | 4 | 4 | 4 | 5 | 0 | 0 | 1 | 1 | 0 | 0 | 0 | 0 | 3-4 | 26-11 | 7 | 5.21 |
| Apr 16 | at Arkansas | 8.1 | 10 | 9 | 8 | 5 | 6 | 5 | 0 | 1 | 3 | 0 | 3 | 2 | 0 | 8-9 | 26-12 | 7 | 5.30 |
| Apr 17 | at Arkansas | 8.0 | 4 | 5 | 5 | 7 | 7 | 0 | 0 | 2 | 0 | 0 | 3 | 2 | 1 | 4-5 | 26-13 | 7 | 5.30 |
| *Apr 19 | WEST VIRGINIA | 9.0 | 4 | 2 | 2 | 4 | 11 | 0 | 0 | 1 | 0 | 0 | 2 | 0 | 0 | 15-2 | 27-13 | 7 | 5.22 |
| *Apr 21 | WEST VIRGINIA | 9.0 | 9 | 4 | 4 | 8 | 9 | 2 | 0 | 0 | 1 | 0 | 2 | 1 | 0 | 6-4 | 28-13 | 8 | 5.19 |
| *Apr 21 | WEST VIRGINIA | 9.0 | 8 | 1 | 1 | 3 | 12 | 1 | 1 | 0 | 0 | 0 | 1 | 1 | 0 | 3-1 | 29-13 | 9 | 5.09 |
| Apr 23 | NEW MEXICO | 9.0 | 21 | 17 | 13 | 7 | 8 | 3 | 0 | 4 | 0 | 0 | 2 | 1 | 0 | 3-17 | 29-14 | 9 | 5.28 |
| Totals | | 377.0 | 408 | 252 | 221 | 193 | 381 | 82 | 6 | 52 | 39 | 2 | 52 | 30 | 5 | 400-252 | 29-14 | 9 | 5.28 |



Multis/Streaks

| Multiple Hit Games | 2 | 3 | 4 | 5+ | Total |
|---------------------------|-----------|-----------|-----------|-----------|--------------|
| 31 Bravo, Damian | 11 | 4 | 3 | 1 | 19 |
| 50 Woodcox, Drew | 13 | 1 | - | - | 14 |
| 20 Green, Austin | 10 | 2 | - | 1 | 13 |
| 5 Pompey, TJ | 9 | 2 | 2 | - | 13 |
| 13 Kash, Gavin | 6 | 2 | 3 | 1 | 12 |
| 4 Bazzell, Kevin | 6 | 4 | 1 | - | 11 |
| 12 McGee, Cade | 9 | 1 | - | - | 10 |
| 25 Washburn, Owen | 7 | 2 | - | - | 9 |
| 26 Maxcey, Dylan | 5 | 3 | - | - | 8 |
| 3 Lopez, Tracer | 6 | 2 | - | - | 8 |
| 16 Stripling, Landon | 3 | - | - | 1 | 4 |
| 2 Harrelson, Gage | 3 | - | 1 | - | 4 |
| 15 Burns, Will | 1 | 1 | - | - | 2 |
| 7 Boehm, Garet | 2 | - | - | - | 2 |
| 11 Rivers, Davis | 1 | - | - | - | 1 |
| 14 Sanders, Travis | - | 1 | - | - | 1 |
| TEAM | 92 | 25 | 10 | 4 | 131 |

| Multiple RBI Games | 2 | 3 | 4 | 5+ | Total |
|---------------------------|-----------|-----------|-----------|-----------|--------------|
| 5 Pompey, TJ | 8 | 2 | - | 3 | 13 |
| 20 Green, Austin | 6 | 1 | 3 | 1 | 11 |
| 31 Bravo, Damian | 2 | 4 | 4 | - | 10 |
| 50 Woodcox, Drew | 7 | 2 | - | 1 | 10 |
| 13 Kash, Gavin | 4 | 3 | 1 | 1 | 9 |
| 12 McGee, Cade | 6 | 3 | - | - | 9 |
| 4 Bazzell, Kevin | 3 | 1 | 2 | 1 | 7 |
| 26 Maxcey, Dylan | 3 | 2 | 1 | - | 6 |
| 25 Washburn, Owen | 3 | 1 | - | 1 | 5 |
| 3 Lopez, Tracer | 2 | 1 | 1 | - | 4 |
| 2 Harrelson, Gage | 2 | - | 1 | - | 3 |
| 11 Rivers, Davis | 2 | 1 | - | - | 3 |
| 16 Stripling, Landon | 2 | - | - | 1 | 3 |
| 14 Sanders, Travis | 2 | - | - | - | 2 |
| 7 Boehm, Garet | 1 | - | - | - | 1 |
| TEAM | 53 | 21 | 13 | 9 | 96 |

| Hitting Streaks | Longest | Current |
|------------------------|----------------|----------------|
| 31 Bravo, Damian | 16 | 3 |
| 12 McGee, Cade | 12 | 12 |
| 13 Kash, Gavin | 11 | 1 |
| 4 Bazzell, Kevin | 9 | 5 |
| 50 Woodcox, Drew | 8 | 2 |
| 3 Lopez, Tracer | 7 | 1 |
| 20 Green, Austin | 7 | 1 |
| 5 Pompey, TJ | 7 | 1 |
| 14 Sanders, Travis | 5 | - |
| 25 Washburn, Owen | 5 | - |
| 26 Maxcey, Dylan | 5 | 2 |
| 2 Harrelson, Gage | 4 | - |
| 15 Burns, Will | 4 | - |
| 7 Boehm, Garet | 3 | - |
| 16 Stripling, Landon | 3 | 1 |
| 11 Rivers, Davis | 3 | - |

| Reached Base Streaks | Longest | Current |
|-----------------------------|----------------|----------------|
| 31 Bravo, Damian | 16 | 3 |
| 12 McGee, Cade | 16 | 12 |
| 2 Harrelson, Gage | 14 | - |
| 20 Green, Austin | 13 | 1 |
| 50 Woodcox, Drew | 13 | 5 |
| 5 Pompey, TJ | 12 | 7 |
| 13 Kash, Gavin | 11 | 1 |
| 4 Bazzell, Kevin | 10 | 5 |
| 25 Washburn, Owen | 10 | - |
| 3 Lopez, Tracer | 9 | 9 |
| 15 Burns, Will | 6 | - |
| 11 Rivers, Davis | 5 | - |
| 16 Stripling, Landon | 5 | 1 |
| 14 Sanders, Travis | 5 | - |
| 26 Maxcey, Dylan | 5 | 2 |
| 7 Boehm, Garet | 4 | - |



Texas Tech when...

| Score by innings | 1 | 2 | 3 | 4 | 5 | 6 | 7 | 8 | 9 | EX | Total |
|------------------|----|----|----|----|----|----|----|----|----|----|-------|
| Texas Tech | 32 | 57 | 60 | 85 | 47 | 48 | 28 | 26 | 16 | 1 | 400 |
| Opponents | 26 | 23 | 36 | 24 | 40 | 32 | 18 | 25 | 28 | 0 | 252 |

Record when ...

| | | | |
|----------------------|-------|----------------------|------|
| Overall | 29-14 | After 6 leading | 27-1 |
| Conference | 12-9 | trailing | 0-12 |
| Non-Conference | 17-5 | tied | 2-1 |
| Home games | 21-4 | After 7 leading | 26-2 |
| Away games | 6-8 | trailing | 0-12 |
| Neutral site | 2-2 | tied | 1-0 |
| Day games | 18-8 | After 8 leading | 24-1 |
| Night games | 11-6 | trailing | 0-12 |
| vs Left starter | 12-2 | tied | 2-1 |
| vs Right starter | 17-12 | | |
| 1-Run games | 3-5 | Hit 0 home runs | 4-6 |
| 2-Run games | 4-2 | ... 1 home run | 9-3 |
| 5+Run games | 13-4 | ... 2+ home runs | 16-5 |
| Extra innings | 1-0 | | |
| Shutouts | 1-0 | Opponent 0 home runs | 11-5 |
| | | 1 home run | 8-3 |
| Scoring 0-2 runs | 1-5 | 2+ HRs | 10-6 |
| 3-5 runs | 3-6 | | |
| 6-9 runs | 7-3 | Made 0 errors | 11-5 |
| 10+ runs | 18-0 | ... 1 error | 9-4 |
| | | ... 2+ errors | 9-5 |
| Opponent 0-2 runs | 8-1 | | |
| 3-5 runs | 11-5 | Opp. made 0 errors | 12-7 |
| 6-9 runs | 8-5 | 1 error | 8-6 |
| 10+ runs | 2-3 | 2+ errors | 9-1 |
| Scored in 1st inning | 12-2 | Out-hit opponent | 19-5 |
| Opp. scored in 1st | 8-7 | Out-hit by opponent | 9-8 |
| Scores first | 14-3 | Hits are tied | 1-1 |
| Opp. scores first | 15-11 | | |

Record when team scores:

| | | | | | | | | | | | |
|------|-----|-----|-----|-----|-----|-----|-----|-----|-----|-----|------|
| Runs | 0 | 1 | 2 | 3 | 4 | 5 | 6 | 7 | 8 | 9 | 10+ |
| W-L | 0-0 | 0-2 | 1-3 | 2-2 | 1-3 | 0-1 | 2-0 | 2-1 | 0-2 | 3-0 | 18-0 |

Record when opponent scores:

| | | | | | | | | | | | |
|------|-----|-----|-----|-----|-----|-----|-----|-----|-----|-----|-----|
| Runs | 0 | 1 | 2 | 3 | 4 | 5 | 6 | 7 | 8 | 9 | 10+ |
| W-L | 1-0 | 4-0 | 3-1 | 4-0 | 4-2 | 3-3 | 0-1 | 4-1 | 2-1 | 2-2 | 2-3 |

Record when leading after:

| | | | | | | | | |
|------|------|------|------|------|------|------|------|------|
| Inn. | 1 | 2 | 3 | 4 | 5 | 6 | 7 | 8 |
| W-L | 11-2 | 18-4 | 19-3 | 26-3 | 26-3 | 27-1 | 26-2 | 24-1 |

Record when trailing after:

| | | | | | | | | |
|------|-----|-----|-----|-----|-----|------|------|------|
| Inn. | 1 | 2 | 3 | 4 | 5 | 6 | 7 | 8 |
| W-L | 5-7 | 3-8 | 4-8 | 1-9 | 1-9 | 0-12 | 0-12 | 0-12 |

Record when tied after:

| | | | | | | | | |
|------|------|-----|-----|-----|-----|-----|-----|-----|
| Inn. | 1 | 2 | 3 | 4 | 5 | 6 | 7 | 8 |
| W-L | 13-5 | 8-2 | 6-3 | 2-2 | 2-2 | 2-1 | 1-0 | 2-1 |

Current losing streak: 1
 Longest winning streak: 8
 Longest losing streak: 4

Home attendance : 101337 (25 dates avg = 4053)
 Away attendance : 87850 (18 dates avg = 4880)
 Total attendance: 189187 (43 dates avg = 4399)



Team Game Highs in 2024

TEAM GAME HIGHS

Batting

At bats: 49 - vs Texas Southern (Feb 23, 2024)
Runs scored: 32 - vs Texas Southern (Feb 23, 2024)
Hits: 24 - vs Texas Southern (Feb 23, 2024)
RBIs: 30 - vs Texas Southern (Feb 23, 2024)
Doubles: 11 - vs Gardner-Webb (Mar 02, 2024)
Triples: 1 - (8 times)
Home runs: 9 - at Abilene Christian (Apr 10, 2024)
Total bases: 46 - vs Texas Southern (Feb 23, 2024)
Walks: 14 - vs Texas Southern (Feb 23, 2024)
Strikeouts: 17 - vs Tennessee (Feb 16, 2024 at Arlington, Texas)
Sac hits: 1 - at UCF (Mar 29, 2024)
Sac flies: 2 - (4 times)
Stolen bases: 4 - at Arkansas (Apr 16, 2024)
Hit by pitch: 7 - vs Gardner-Webb (Mar 02, 2024)
Caught stealing: 1 - (4 times)
Runners LOB: 14 - vs Gardner-Webb (Mar 02, 2024)
Hit into DP: 3 - at Arkansas (Apr 17, 2024)

Fielding

Putouts: 33 - vs Stanford (Apr 01, 2024)
Assists: 14 - vs Texas (Mar 10, 2024)
Errors: 3 - (5 times)
Passed balls: 1 - (4 times)
DPs turned: 2 - (6 times)

Pitching

Innings pitched: 11.0 - vs Stanford (Apr 01, 2024)
Runs allowed: 22 - vs Texas (Mar 08, 2024)
Earned runs: 21 - vs Texas (Mar 08, 2024)
Walks allowed: 11 - vs Abilene Christian (Mar 19, 2024)
Strikeouts: 17 - vs Stanford (Apr 01, 2024)
Hits allowed: 20 - vs Texas (Mar 08, 2024)
Doubles allowed: 6 - vs Stanford (Apr 01, 2024)
Triples allowed: 1 - (5 times)
Homers allowed: 4 - vs Texas (Mar 08, 2024)
Wild pitches: 5 - vs Stanford (Apr 02, 2024)
Hit batters: 3 - (5 times)

Individual Game Highs in 2024

INDIVIDUAL GAME HIGHS

Batting

At bats: 8 - Kash, Gavin vs Gardner-Webb (Mar 02, 2024)
Runs scored: 5 - Harrelson, Gage vs Gardner-Webb (Mar 02, 2024)
Hits: 5 - (4 times)
RBIs: 7 - Stripling, Landon vs Texas Southern (Feb 23, 2024)
Doubles: 4 - Kash, Gavin vs Gardner-Webb (Mar 02, 2024)
Triples: 1 - (8 times)
Home runs: 2 - (8 times)
Total bases: 12 - Stripling, Landon vs Texas Southern (Feb 23, 2024)
Walks: 3 - (11 times)
Strikeouts: 5 - Bravo, Damian at TCU (Apr 12, 2024)
Sac hits: 1 - Lopez, Tracer at UCF (Mar 29, 2024)
Sac flies: 1 - Pompey, TJ at Arkansas (Apr 17, 2024)
Stolen bases: 2 - (4 times)
Hit by pitch: 3 - McGee, Cade vs Gardner-Webb (Mar 02, 2024)
Caught stealing: 1 - (4 times)
Runners LOB: 6 - Green, Austin at UT Arlington (Feb 20, 2024)

Fielding

Putouts: 16 - Bazzell, Kevin vs Stanford (Apr 01, 2024)
Assists: 7 - Lopez, Tracer vs Houston (Apr 07, 2024)
Errors: 2 - (4 times)
Passed balls: 1 - (4 times)

Pitching

Innings pitched: 7.0 - Robinson, Kyle at Baylor (Mar 15, 2024)
Runs allowed: 11 - Robinson, Kyle vs Texas (Mar 08, 2024)
Earned runs: 11 - Robinson, Kyle vs Texas (Mar 08, 2024)
Walks allowed: 6 - Heuer, Mac vs Houston (Apr 07, 2024)
Strikeouts: 8 - (6 times)
Hits allowed: 11 - Robinson, Kyle vs Texas (Mar 08, 2024)
Doubles allowed: 3 - (6 times)
Triples allowed: 1 - (5 times)
Homers allowed: 3 - Rogers, Jacob vs Houston (Apr 05, 2024)
Wild pitches: 3 - Huffling, Max vs Gardner-Webb (Mar 01, 2024)
Hit batters: 2 - (5 times)

2024 SINGLE GAME RBI BESTS

7 _____ Landon Stripling _____ Feb. 23 vs. Texas Southern
6 _____ Gavin Kash _____ Mar. 2, vs. Gardner-Webb
5 _____ Drew Woodcox _____ Feb. 23 vs. Texas Southern
5 _____ Kevin Bazzell _____ Feb. 23 vs. Texas Southern
5 _____ TJ Pompey _____ Feb. 24, vs. Texas Southern
5 _____ Owen Washburn _____ Feb. 25, vs. Texas Southern
5 _____ Austin Green _____ Apr. 19, vs. WVU
4 _____ Damian Bravo _____ Feb. 18 vs. Oregon
4 _____ Drew Woodcox _____ Feb. 18 vs. Oregon

2024 SINGLE GAME HOME RUN BESTS

2 _____ Owen Washburn _____ Feb. 25, vs. Texas Southern
2 _____ Drew Woodcox _____ Feb. 23, vs. Texas Southern
2 _____ Landon Stripling _____ Feb. 23, vs. Texas Southern

2024 SINGLE GAME STRIKEOUT BESTS

8 _____ Jack Washburn _____ Feb. 25, vs. Texas Southern
8 _____ Kyle Robinson _____ Mar. 2, vs. Gardner-Webb/Texas Southern Feb. 23
8 _____ Mac Heuer _____ vs. Texas, Mar. 9
7 _____ Max Huffling _____ Feb. 18 vs. Oregon
6 _____ Jack Washburn _____ Feb. 18 vs. Oregon

2024 SINGLE GAME INNINGS PITCHED BESTS

7.0 _____ Kyle Robinson _____ Mar. 15, at Baylor
6.0 _____ Mac Heuer _____ Mar. 9, vs. Texas
4.1 _____ Jack Washburn _____ Feb. 25, vs. Texas Southern
4.0 _____ Brady Trombello _____ Feb. 20, vs. UTA
3.0 _____ Max Huffling _____ Feb. 18 vs. Oregon



Starting Lineup by Position

PITCHER:

Kyle Robinson 10 (6-4)
 Jack Washburn 7 (5-2)
 Mac Heuer 7 (4-3)
 Zane Petty 4 (4-0)
 Ryan Free 4 (3-1)
 Zach Erdman 3 (2-1)
 Hudson Parker 3 (1-2)
 Taber Fast 2 (2-0)
 Brady Trombello 1 (1-0)
 Jacob Rogers 1 (0-1)

CATCHER:

Kevin Bazzell 23 (15-8)
 Dylan Maxcey 17 (11-6)
 Davis Rivers 3 (3-0)

FIRST BASE:

Gavin Kash 35 (23-12)
 Landon Stripling 8 (6-2)

SECOND BASE:

TJ Pompey 25 (17-8)
 Tracer Lopez 11 (7-4)
 Travis Sanders 6 (4-2)
 Austin Green 1 (1-0)

THIRD BASE:

Cade McGee 42 (27-14)
 Kevin Bazzell 2 (2-0)

SHORTSTOP:

Tracer Lopez 27 (18-9)
 TJ Pompey 15 (11-4)
 Will Burns 1 (0-1)

LEFT FIELD:

Drew Woodcox 23 (15-8)
 Damian Bravo 20 (14-6)

CENTER FIELD:

Gage Harrelson 18 (10-8)
 Damian Bravo 17 (13-4)
 Will Burns 6 (5-1)
 Austin Green 2 (1-1)

RIGHT FIELD:

Austin Green 29 (19-10)
 Owen Washburn 11 (8-3)
 Drew Woodcox 2 (2-0)

DESIGNATED HITTER:

Owen Washburn 14 (11-3)
 Landon Stripling 11 (6-5)
 Kevin Bazzell 8 (4-4)
 Gavin Kash 4 (3-1)
 Garett Boehm 1 (1-0)
 Drew Woodcox 1 (1-0)

Game-By-Game Starters By Position

| Date | Opponent | P | C | 1B | 2B | 3B | SS | LF | CF | RF | DH |
|------|----------------------|-------------|---------|-----------|------------|---------|--------|---------|-----------|-------------|-------------|
| 2/16 | vs. Tennessee | Robinson | Bazzell | Kash | Lopez | McGee | Pompey | Bravo | Harrelson | Green | O. Washburn |
| 2/17 | vs. Nebraska | Petty | Bazzell | Kash | Lopez | McGee | Pompey | Bravo | Burns | O. Washburn | Woodcox |
| 2/18 | vs. Oregon | J. Washburn | Bazzell | Kash | Lopez | McGee | Pompey | Bravo | Harrelson | Green | O. Washburn |
| 2/20 | vs. UTA | Trombello | Bazzell | Kash | Lopez | McGee | Pompey | Bravo | Harrelson | Green | O. Washburn |
| 2/21 | vs. Oregon State | Rogers | Bazzell | Kash | Lopez | McGee | Pompey | Bravo | Harrelson | Green | Stripling |
| 2/23 | TEXAS SOUTHERN | Robinson | Bazzell | Stripling | Lopez | McGee | Pompey | Bravo | Harrelson | Green | O. Washburn |
| 2/24 | TEXAS SOUTHERN | Petty | Maxcey | Kash | Lopez | McGee | Pompey | Bravo | Green | Woodcox | Bazzell |
| 2/25 | TEXAS SOUTHERN | J. Washburn | Bazzell | Stripling | Lopez | McGee | Pompey | Bravo | Harrelson | O. Washburn | Green |
| 3/1 | GARDNER-WEBB | Robinson | Rivers | Stripling | Green | McGee | Pompey | Bravo | Harrelson | O. Washburn | Kash |
| 3/2 | GARDNER-WEBB | Heuer | Maxcey | Kash | T. Sanders | McGee | Pompey | Bravo | Harrelson | Green | O. Washburn |
| 3/3 | GARDNER-WEBB | J. Washburn | Maxcey | Kash | T. Sanders | McGee | Pompey | Bravo | Harrelson | O. Washburn | Green |
| 3/5 | at New Mexico | Fast | Rivers | Kash | T. Sanders | McGee | Pompey | Bravo | Harrelson | Green | O. Washburn |
| 3/8 | TEXAS | Robinson | Maxcey | Kash | T. Sanders | McGee | Pompey | Bravo | Harrelson | O. Washburn | Green |
| 3/9 | TEXAS | Heuer | Maxcey | Kash | Lopez | McGee | Pompey | Bravo | Harrelson | O. Washburn | Stripling |
| 3/10 | TEXAS | J. Washburn | Maxcey | Kash | Lopez | McGee | Pompey | Bravo | Harrelson | Green | Stripling |
| 3/12 | NEW MEXICO STATE | Petty | Maxcey | Kash | Pompey | McGee | Lopez | Bravo | Burns | Green | Stripling |
| 3/13 | NEW MEXICO STATE | Fast | Maxcey | Kash | Pompey | McGee | Lopez | Bravo | Burns | Woodcox | Stripling |
| 3/15 | at Baylor | Robinson | Maxcey | Kash | Pompey | McGee | Lopez | Bravo | Burns | Green | Bazzell |
| 3/16 | at Baylor | Heuer | Maxcey | Kash | Sanders | McGee | Lopez | Bravo | Burns | Green | Bazzell |
| 3/17 | at Baylor | J. Washburn | Maxcey | Kash | Pompey | McGee | Lopez | Woodcox | Harrelson | Green | Bazzell |
| 3/19 | ABILENE CHRISTIAN | Petty | Rivers | Kash | Pompey | McGee | Lopez | Woodcox | Harrelson | Green | Bazzell |
| 3/21 | BYU | Heuer | Bazzell | Kash | Pompey | McGee | Lopez | Woodcox | Harrelson | Green | Stripling |
| 3/22 | BYU | Robinson | Maxcey | Kash | Pompey | McGee | Lopez | Woodcox | Bravo | Green | Stripling |
| 3/23 | BYU | J. Washburn | Bazzell | Kash | Pompey | McGee | Lopez | Woodcox | Bravo | Green | Stripling |
| 3/26 | STEPHEN F. AUSTIN | Erdman | Bazzell | Kash | Sanders | McGee | Lopez | Woodcox | Bravo | Green | Stripling |
| 3/28 | at UCF | Free | Bazzell | Kash | Sanders | McGee | Lopez | Woodcox | Bravo | Green | Stripling |
| 3/29 | at UCF | Robinson | Maxcey | Stripling | Pompey | McGee | Lopez | Bravo | Harrelson | O. Washburn | Bazzell |
| 3/30 | at UCF | Heuer | Bazzell | Stripling | Pompey | McGee | Lopez | Woodcox | Bravo | O. Washburn | Kash |
| 4/1 | STANFORD | J. Washburn | Bazzell | Stripling | Pompey | McGee | Lopez | Woodcox | Bravo | O. Washburn | Kash |
| 4/2 | STANFORD | Erdman | Maxcey | Stripling | Pompey | Bazzell | Lopez | Woodcox | Bravo | Green | O. Washburn |
| 4/5 | HOUSTON | Free | Bazzell | Kash | Pompey | McGee | Lopez | Woodcox | Bravo | Green | O. Washburn |
| 4/6 | HOUSTON | Robinson | Maxcey | Kash | Pompey | Bazzell | Lopez | Woodcox | Bravo | O. Washburn | Green |
| 4/7 | HOUSTON | Heuer | Bazzell | Kash | Pompey | McGee | Lopez | Woodcox | Bravo | Green | O. Washburn |
| 4/9 | at Abilene Christian | Parker | Bazzell | Kash | Pompey | McGee | Lopez | Woodcox | Bravo | Green | O. Washburn |
| 4/12 | at TCU | Free | Bazzell | Kash | Pompey | McGee | Lopez | Woodcox | Bravo | Green | O. Washburn |
| 4/13 | at TCU | Robinson | Bazzell | Kash | Pompey | McGee | Lopez | Woodcox | Bravo | Green | O. Washburn |
| 4/14 | at TCU | Heuer | Bazzell | Kash | Pompey | McGee | Lopez | Woodcox | Bravo | Green | O. Washburn |
| 4/16 | at Arkansas | Erdman | Maxcey | Kash | Pompey | McGee | Lopez | Woodcox | Harrelson | Green | O. Washburn |
| 4/17 | at Arkansas | Parker | Bazzell | Stripling | Pompey | McGee | Burns | Woodcox | Green | O. Washburn | Kash |
| 4/19 | WEST VIRGINIA | Free | Bazzell | Kash | Pompey | McGee | Lopez | Woodcox | Burns | Green | Washburn |
| 4/20 | WEST VIRGINIA | Heuer | Maxcey | Kash | Pompey | McGee | Lopez | Woodcox | Bravo | Green | Bazzell |
| 4/21 | WEST VIRGINIA | Robinson | Bazzell | Kash | Pompey | McGee | Lopez | Woodcox | Bravo | Green | Boehm |
| 4/23 | NEW MEXICO | Parker | Bazzell | Kash | Pompey | McGee | Lopez | Woodcox | Bravo | Green | Stripling |
| 4/26 | at Kansas | | | | | | | | | | |
| 4/27 | at Kansas | | | | | | | | | | |
| 4/28 | at Kansas | | | | | | | | | | |
| 4/30 | UTRGV | | | | | | | | | | |
| 5/3 | OKLAHOMA | | | | | | | | | | |
| 5/4 | OKLAHOMA | | | | | | | | | | |
| 5/5 | OKLAHOMA | | | | | | | | | | |
| 5/10 | at Oklahoma State | | | | | | | | | | |
| 5/11 | at Oklahoma State | | | | | | | | | | |
| 5/12 | at Oklahoma State | | | | | | | | | | |
| 5/16 | at Arizona State | | | | | | | | | | |
| 5/17 | vs. UNLV | | | | | | | | | | |
| 5/17 | at Arizona State | | | | | | | | | | |



Game-By-Game Starters By Batting Order

| Date | Opponent | 1st | 2nd | 3rd | Cleanup | Fifth | Sixth | Seventh | Eighth | Ninth |
|------|----------------------|-----------|------------|-----------|-------------|----------|-----------|---------|-----------|-----------|
| 2/16 | vs. Tennessee | Lopez | Green | Bazzell | Kash | McGee | O. Wash | Bravo | Harrelson | Pompey |
| 2/17 | vs. Nebraska | Lopez | Woodcox | Bazzell | Kash | McGee | O. Wash | Bravo | Pompey | Burns |
| 2/18 | vs. Oregon | Lopez | Green | Bazzell | Kash | McGee | O. Wash | Bravo | Harrelson | Pompey |
| 2/20 | vs. UTA | Lopez | Green | Bazzell | Kash | McGee | O. Wash | Bravo | Pompey | Harrelson |
| 2/21 | vs. Oregon State | Lopez | Stripling | Bazzell | Kash | McGee | O. Wash | Bravo | Pompey | Harrelson |
| 2/23 | TEXAS SOUTHERN | Lopez | Green | Bazzell | O. Washburn | McGee | Stripling | Bravo | Harrelson | Pompey |
| 2/24 | TEXAS SOUTHERN | Lopez | Woodcox | Bazzell | Kash | McGee | Green | Bravo | Pompey | Harrelson |
| 2/25 | TEXAS SOUTHERN | Lopez | Green | Bazzell | O. Washburn | McGee | Stripling | Bravo | Pompey | Harrelson |
| 3/1 | GARDNER-WEBB | Kash | Green | McGee | O. Washburn | Bravo | Stripling | Rivers | Pompey | Harrelson |
| 3/2 | GARDNER-WEBB | Kash | T. Sanders | McGee | O. Washburn | Bravo | Green | Pompey | Harrelson | Maxcey |
| 3/3 | GARDNER-WEBB | Kash | T. Sanders | McGee | O. Washburn | Bravo | Green | Pompey | Harrelson | Maxcey |
| 3/5 | at New Mexico | Kash | Green | McGee | O. Washburn | Bravo | Rivers | Sanders | Harrelson | Pompey |
| 3/8 | TEXAS | Kash | Green | McGee | O. Washburn | Bravo | Lopez | Maxcey | Harrelson | Pompey |
| 3/9 | TEXAS | Kash | Harrelson | McGee | O. Washburn | Bravo | Stripling | Pompey | Lopez | Maxcey |
| 3/10 | TEXAS | Kash | Harrelson | McGee | Green | Bravo | Stripling | Pompey | Lopez | Maxcey |
| 3/12 | NEW MEXICO STATE | Kash | Burns | McGee | Green | Bravo | Stripling | Pompey | Lopez | Maxcey |
| 3/13 | NEW MEXICO STATE | Kash | Burns | McGee | Woodcox | Bravo | Stripling | Pompey | Lopez | Maxcey |
| 3/15 | at Baylor | Kash | Pompey | Bazzell | Green | Bravo | McGee | Lopez | Burns | Maxcey |
| 3/16 | at Baylor | Kash | Sanders | Bazzell | Green | Bravo | McGee | Lopez | Burns | Maxcey |
| 3/17 | at Baylor | Woodcox | Green | Bazzell | Kash | McGee | Lopez | Pompey | Maxcey | Harrelson |
| 3/19 | ABILENE CHRISTIAN | Kash | Lopez | McGee | Green | Woodcox | Rivers | Bazzell | Harrelson | Pompey |
| 3/21 | BYU | Kash | Lopez | McGee | Green | Woodcox | Stripling | Bazzell | Harrelson | Pompey |
| 3/22 | BYU | Stripling | Bravo | McGee | Green | Woodcox | Kash | Pompey | Lopez | Maxcey |
| 3/23 | BYU | Stripling | Bravo | McGee | Green | Woodcox | Kash | Bazzell | Pompey | Lopez |
| 3/26 | STEPHEN F. AUSTIN | Stripling | Bravo | McGee | Green | Woodcox | Bazzell | Kash | Sanders | Lopez |
| 3/28 | at UCF | Stripling | Bravo | McGee | Green | Woodcox | Bazzell | Kash | Sanders | Lopez |
| 3/29 | at UCF | Harrelson | Bravo | Stripling | Bazzell | Washburn | McGee | Pompey | Lopez | Maxcey |
| 3/30 | at UCF | Stripling | Bravo | Bazzell | Washburn | Woodcox | McGee | Kash | Pompey | Lopez |
| 4/1 | STANFORD | Stripling | Bravo | Bazzell | Kash | Woodcox | Washburn | McGee | Lopez | Pompey |
| 4/2 | STANFORD | Stripling | Bravo | Bazzell | Green | Woodcox | Washburn | Maxcey | Lopez | Pompey |
| 4/5 | HOUSTON | Kash | Bravo | Bazzell | Green | Woodcox | Washburn | McGee | Lopez | Pompey |
| 4/6 | HOUSTON | Kash | Bravo | Bazzell | Green | Woodcox | Washburn | Maxcey | Lopez | Pompey |
| 4/7 | HOUSTON | Kash | Bravo | Bazzell | Green | Woodcox | Washburn | McGee | Lopez | Pompey |
| 4/9 | at Abilene Christian | Kash | Bravo | Bazzell | Green | Woodcox | Washburn | McGee | Lopez | Pompey |
| 4/12 | at TCU | Kash | Bravo | Bazzell | Green | Woodcox | Washburn | McGee | Lopez | Pompey |
| 4/13 | at TCU | Kash | Bravo | Bazzell | Green | Woodcox | Washburn | McGee | Lopez | Pompey |
| 4/14 | at TCU | Kash | Bravo | Bazzell | Green | Woodcox | Washburn | McGee | Lopez | Pompey |
| 4/16 | at Arkansas | Kash | Harrelson | Bazzell | Green | Woodcox | McGee | Pompey | Lopez | Maxcey |
| 4/17 | at Arkansas | Kash | Pompey | Bazzell | Green | Woodcox | Stripling | McGee | Washburn | Burns |
| 4/19 | WEST VIRGINIA | Kash | Pompey | Bazzell | Green | Woodcox | Washburn | McGee | Lopez | Burns |
| 4/20 | WEST VIRGINIA | Kash | Pompey | Bazzell | Green | Woodcox | McGee | Bravo | Maxcey | Lopez |
| 4/21 | WEST VIRGINIA | Kash | Pompey | Bazzell | Green | Woodcox | McGee | Bravo | Boehm | Lopez |
| 4/23 | NEW MEXICO | Kash | Bravo | Bazzell | Green | McGee | Stripling | Woodcox | Lopez | Pompey |
| 4/26 | at Kansas | | | | | | | | | |
| 4/27 | at Kansas | | | | | | | | | |
| 4/28 | at Kansas | | | | | | | | | |
| 4/30 | UTRGV | | | | | | | | | |
| 5/3 | OKLAHOMA | | | | | | | | | |
| 5/4 | OKLAHOMA | | | | | | | | | |
| 5/5 | OKLAHOMA | | | | | | | | | |
| 5/10 | at Oklahoma State | | | | | | | | | |
| 5/11 | at Oklahoma State | | | | | | | | | |
| 5/12 | at Oklahoma State | | | | | | | | | |
| 5/16 | at Arizona State | | | | | | | | | |
| 5/17 | vs. UNLV | | | | | | | | | |
| 5/17 | at Arizona State | | | | | | | | | |

Starters Breakdown

LEADOFF:

Gavin Kash 26 (17-9)
Tracer Lopez 8 (6-2)
Landon Stripling 7 (6-1)
Gage Harrelson 1 (0-1)
Drew Woodcox 1 (0-1)

2ND SPOT:

Damian Bravo 16 (11-5)
Austin Green 9 (6-3)
TJ Pompey 5 (4-1)
Gage Harrelson 3 (1-2)
Travis Sanders 3 (2-1)
Will Burns 2 (2-0)
Drew Woodcox 2 (2-0)
Tracer Lopez 2 (1-1)
Landon Stripling 1 (0-1)

3RD SPOT:

Kevin Bazzell 27 (18-9)
Cade McGee 15 (11-4)
Landon Stripling 1 (0-1)

CLEANUP:

Austin Green 24 (15-9)
Owen Washburn 9 (8-1)
Gavin Kash 8 (5-3)
Drew Woodcox 1 (1-0)
Kevin Bazzell 1 (0-1)

5TH SPOT:

Drew Woodcox 21 (15-6)
Damian Bravo 11 (8-3)
Cade McGee 10 (6-4)
Owen Washburn 1 (0-1)

6TH SPOT:

Owen Washburn 15 (11-4)
Landon Stripling 10 (6-4)
Cade McGee 7 (4-3)
Austin Green 3 (3-0)
Gavin Kash 2 (2-0)
Davis Rivers 2 (2-0)
Cade McGee 2 (1-1)
Kevin Bazzell 2 (1-1)
Tracer Lopez 2 (0-2)

7TH SPOT:

TJ Pompey 10 (6-)
Damian Bravo 8 (6-2)
Cade McGee 9 (6-3)
Kevin Bazzell 3 (2-1)
Gavin Kash 3 (2-1)
Dylan Maxcey 3 (2-1)
Tracer Lopez 2 (1-1)
Davis Rivers 1 (1-0)
Travis Sanders 1 (1-0)
Drew Woodcox 1 (0-1)

8TH SPOT:

Tracer Lopez 18 (12-6)
Gage Harrelson 9 (6-3)
TJ Pompey 8 (7-1)
Will Burns 2 (1-1)
Dylan Maxcey 2 (1-1)
Garet Boehm 1 (1-0)
Owen Washburn 1 (0-1)

9TH SPOT:

TJ Pompey 17 (11-6)
Dylan Maxcey 12 (8-4)
Gage Harrelson 5 (3-2)
Tracer Lopez 4 (3-1)
Will Burns 2 (1-1)



The Last Time Texas Tech...

Swept Baylor in a 3-game series at home _____ 2015
 Swept Baylor in a 3-game series on the road _____ Never Happened
 Was swept by Baylor in a 3-game series at home _____ 1986
 Was swept by Baylor in a 3-game series on the road _____ 2012

Swept Kansas in a 3-game series at home _____ 2017
 Swept Kansas in a 3-game series on the road _____ 2016
 Was swept by Kansas in a 3-game series at home _____ Never Happened
 Was swept by Kansas in a 3-game series on the road _____ 2014

Swept Kansas State in a 3-game series at home _____ 2022
 Swept Kansas State in a 3-game series on the road _____ 1997
 Was swept by Kansas State in a 3-game series at home _____ Never Happened
 Was swept by Kansas State in a 3-game series on the road _____ 2013

Swept Oklahoma in a 3-game series at home _____ 2016
 Swept Oklahoma in a 3-game series on the road _____ 2019
 Was swept by Oklahoma in a 3-game series at home _____ 2006
 Was swept by Oklahoma in a 3-game series on the road _____ 2011

Swept Oklahoma State in a 3-game series at home _____ 2019
 Swept Oklahoma State in a 3-game series on the road _____ 2022
 Was swept by Oklahoma State in a 3-game series at home _____ 2007
 Was swept by Oklahoma State in a 3-game series on the road _____ 2012

Swept Texas in a 3-game series at home _____ Never Happened
 Swept Texas in a 3-game series on the road _____ at Texas (March 17-19, 2017)
 Was swept by Texas in a 3-game series at home _____ 1992
 Was swept by Texas in a 3-game series on the road _____ 2023

Swept TCU in a 3-game series at home _____ 1989
 Swept TCU in a 3-game series on the road _____ Never Happened
 Was swept by TCU in a 3-game series at home _____ 2011
 Was swept by TCU in a 3-game series on the road _____ 2022

Swept West Virginia in a 3-game series at home _____ 2014
 Swept West Virginia in a 3-game series on the road _____ Never Happened
 Was swept by West Virginia in a 3-game series at home _____ Never Happened
 Was swept by West Virginia in a 3-game series on the road _____ Never Happened

Shutout an opponent _____ at Baylor, 2-0 (Mar. 15, 2024)
 Was shutout _____ vs. #9 Stanford, 0-9 (June 12, 2021)

Run-ruled an opponent _____ 15-1, 7 inn. vs. Kansas (May 19, 2023)
 Was run-ruled _____ 2-12, 8 inn. at Oklahoma (April 16, 2023)

Swept a 3-game series at home _____ vs. Western Illinois (4-games: Feb. 24-26, 2023)
 Swept a 3-game series on the road _____ at Oklahoma State (May 13-15, 2022)
 Swept a 3-game Big 12 series at home _____ vs. Kansas State (April 8-10, 2022)
 Swept a 3-game Big 12 series on the road _____ at Oklahoma State (May 13-15, 2022)

Was swept in a 3-game series at home _____ vs. #8 TCU (March 4-6, 2011)
 Was swept in a 3-game series on the road _____ at Texas (March 24-26, 2023)
 Was swept in a 3-game Big 12 series at home _____ vs. #19 Oklahoma State (May 11-13, 2007)
 Was swept in a 3-game Big 12 series on the road _____ at Texas (March 24-26, 2023)

Defeated a Top 5 ranked team _____ #3 Oklahoma State, 6-4 (May 15, 2022)
 Defeated a #1 ranked team _____ vs. #1 Florida, 6-3 (June 17, 2018)
 Defeated a #1 ranked team on the road _____ at #1 Cal State Fullerton, 11-5 (May 27, 2001)

Won a series vs. a Top 10 ranked team _____ #3 Oklahoma State, 7-6, 9-3, 6-4 (May 13-15 2022)
 Swept a series vs. a Top 10 ranked team _____ #3 Oklahoma State, 7-6, 9-3, 6-4 (May 13-15 2022)

Team Hit 3 or more home runs in an inning _____ 3, vs. Air Force, 2nd Inn. (March 1, 2023)
 Team Hit 4 or more home runs in an inning _____ 4, at Kansas State, 7th Inn. (April 1, 2021)

Team Hit 6 or more home runs in a game _____ 6, at Kansas State (April 1, 2021)
 Team Hit 7 or more home runs in a game _____ 7, vs. Houston Baptist (Feb. 15, 2020)
 Team Hit 8 or more home runs in a game _____ 8, vs. Missouri (April 5, 1997)
 Team Hit 12 or more home runs in a three-game series _____ 12, at Oklahoma (May 14-16, 2021)
 Team Allowed 6 or more home runs in a game _____ 6, vs. Oklahoma (May 19, 2022)
 Team Allowed 7 or more home runs in a game _____ 7, vs. Gonzaga (March 10, 2010)

Hit a home run to lead off a game _____ Gavin Kash, at New Mexico, (Mar. 5, 2024)
 Hit back-to-back home runs _____ TJ Pompey/Tracer Lopez, (March 10, 2024)
 Hit back-to-back-to-back HRs _____ Jung, Wilson, Murrell at Kansas State, 7th Inn. (April 1, 2021)
 Hit an inside-the-park home run _____ Cal Conley (solo) vs. Northern Colorado (Feb. 15, 2020)
 Hit a pinch-hit home run _____ Cole Stilwell (3-run) vs. South Florida (March 26, 2021)
 Hit a game-winning home run _____ Gavin Kash vs. Kansas (10th, solo-HR) (May 19, 2023)
 Hit a walk-off home run _____ Gavin Kash vs. Kansas (10th, solo-HR) (May 19, 2023)
 Hit an extra-inning home run _____ Gavin Kash vs. Kansas (10th, solo-HR) (May 19, 2023)
 Hit an extra-inning, walk-off home run _____ Gavin Kash vs. Kansas (10th, solo-HR) (May 19, 2023)
 Hit an extra-inning, walk-off Grand Slam _____ Kurt Wilson vs. #2 Texas (10th, GS) (March 26, 2022)

Hit 2 home runs in an inning _____ Jace Jung (solo/3-run - 6th Inn.) vs. TCU (April 11, 2021)

Hit 3 or more home runs in a game _____ Kevin Bazzell (3) vs. Kansas (May 19, 2023)
 Hit 4 or more home runs in a game _____ Johnny Vidales (4) vs. Sul Ross (March 20, 1984)

Hit a grand slam in a game _____ TJ Pompey, at Abilene Christian (Apr. 9, 2024)
 Hit 2 grand slams in a game _____ Parker Kelly (2) vs Merrimack (March 5, 2022 Gm. 1)

Hit 3 grand slams in a season _____ Parker Kelly (March 5, 2022), Parker Kelly (March 5, 2022), Parker Kelly (March 9, 2022)

Team Hit 4 or more grand slams in a season _____ 4, Bravo (1), Green (1), Kash (1), White (1) (2023)
 Team Hit 5 or more grand slams in a season _____ 5, Kelly (3), Masters (1), Wilson (1) (2022)
 Team Hit 6 or more grand slams in a season _____ 6, Blair (3), Brady (1), Fuller (1), Mask (3) (2004)
 Team Hit 9 or more grand slams in a season _____ 9, Bard (3), Weber (3), Durham (1), O'Keeffe (1), Holzhauser (1) (1999)

Team Had 10 or more doubles in a game _____ 11, vs. Gardner-Webb (Mar. 2, 2023)
 Team Had 12 or more doubles in a game _____ 12, at Kansas (April 25, 2010)
 Team Allowed 7 or more doubles in a game _____ 7, North Dakota State (April 7, 2023)

Hit for the cycle _____ Josh Jung at New Mexico (April 17, 2018)
 Hit for the natural cycle _____ Jon Weber (1B, 2B, BB, 3B, HR) vs. Southwest Texas (April 20, 1999)
 Hit for the cycle in a Big 12 game _____ Never Happened

Had a walk-off base hit _____ Austin Green vs. Stanford (11th, RBI single) (Apr. 1, 2024)
 Had a walk-off base hit in extra-innings _____ Gavin Kash vs. Kansas (10th, solo-HR) (May 19, 2023)
 Had a walk-off walk _____ Austin Green (BB w/bases loaded in 9th) vs. Gonzaga (Feb. 20, 2023)
 Had a walk-off balk _____ Josh Jung (BK on 3rd in 10th) vs. #14 OU (April 20, 2018)
 Had a walk-off steal _____ Kurt Wilson (stole home in 10th) vs. #2 Texas (March 25, 2022)

Had 5 or more hits in a game _____ Damian Bravo (5) at UCF (Mar. 29, 2024)
 Had 6 or more hits in a game _____ Keith Ginter (6) vs. Kansas (April 10, 1998)

Scored 5 or more runs in a game _____ Austin Green (5) vs. Air Force (March 1, 2023)
 Scored 6 or more runs in a game _____ Brian Klein (6) vs. K-State (April 13, 2018)

Hit 3 or more doubles in a game _____ Damian Bravo (3) vs. Texas Southern, (Feb. 24, 2024)
Hit 4 or more doubles in a game _____ Gavin Kash (4) vs. Gardner-Webb (Mar. 2, 2024)

Hit 2 or more triples in a game _____ Austin Green (2) vs. Michigan (March 4, 2023)
 Hit 3 or more triples in a game _____ Jason Rainey (3) vs. Texas A&M-Corpus Christi (May 1, 2001)

Had 4 or more extra-base hits in a game _____ Gavin Kash, 4, vs. Western Ill. (2 2B, 2 HR) (Feb. 25, 2023)
 Had 5 or more extra-base hits in a game _____ Roger Kieschnick, 5, at New Mexico (2 HR, 2 2B, 1 3B) (Feb. 27, 2007)

Had 6 or more RBI in a game _____ Landon Stripling (7) vs. Texas Southern (Feb. 24, 2024)
 Had 7 or more RBI in a game _____ Landon Stripling (7) vs. Texas Southern (Feb. 24, 2024)
 Had 8 or more RBI in a game _____ Parker Kelly (9) vs. Merrimack (March 5, 2022 Gm. 1)
 Had 9 or more RBI in a game _____ Parker Kelly (9) vs. Merrimack (March 5, 2022 Gm. 1)

Had 4 or more walks in a game _____ Kevin Bazzell (4) vs. Gonzaga (Feb. 20, 2023)
 Had 5 or more walks in a game _____ Todd Ritchie (5) at #20 Oklahoma State (April 5, 2014)
 Had 3 or more intentional walks in a game _____ Barrett Barnes (3) vs. #22 Oklahoma State (May 21, 2011)

Had 3 or more stolen bases in a game _____ Gabe Holt (3) at New Mexico (April 3, 2019)
 Had 4 or more stolen bases in a game _____ Willie Rueda (4) vs. Central Arkansas (March 4, 2008)

Struck out 12 or more batters in a game _____ 13, Mason Molina, vs. Kansas (May 18, 2023)
 Struck out 13 or more batters in a game _____ 13, Mason Molina, vs. Kansas (May 18, 2023)
 Struck out 14 or more batters in a game _____ 15, Brandon Birdsell, at Rice (March 12, 2022)
 Struck out 15 or more batters in a game _____ 15, Brandon Birdsell, at Rice (March 12, 2022)
 Struck out 16 or more batters in a game _____ 16, Bobby Doran, vs. Missouri (May 1, 2010)

Team did not strikeout in a game _____ vs. Kansas (April 6, 2019)
 Team did not strikeout an opposing batter in a game _____ at Missouri (March 30, 2001)

Threw back-to-back complete games _____ vs. West Virginia (April 23, 2022-Gm. 1) & vs. West Virginia (April 23, 2022-Gm. 2)
 Combined on a no-hitter _____ 4 pitchers (Beck, Kirk, Boesinger, Shipley) vs. College of the Southwest (March 20, 1990)
 Combined on a no-hitter into the 8th inn. _____ 2 pitchers (Birdsell, Girton-7.1 IP) vs. Rice (March 12, 2022)
 Combined on a one-hitter _____ 2 pitchers (Kilian, Beeter) at Texas (Mar. 16, 2019)
 Combined on a two-hitter _____ 3 pitchers (Montgomery, Hampton, Wells) at WVU (April 18, 2021)

Threw a 7-inning no-hitter _____ Ramey Brandon vs. Eastern New Mexico - 2-0 (April 2, 1962)
 Threw a 9-inning no-hitter _____ Ruben Garcia at Baylor - 1-0 (April 23, 1971)

Carried a no-hitter through 5.0 or more innings _____ Bo Blessie, 5.2 IP, vs. Gonzaga (Feb. 19, 2023)
 Carried a no-hitter through 6.0 or more innings _____ Brandon Birdsell, 6.0 IP, at Rice (March 12, 2022)
 Carried a no-hitter through 6.1 or more innings _____ Nathan Fouts, 6.1 IP, vs. Texas State (February 17, 2002)

Texas Tech in Extra Innings

Since 2013 (under Tim Tadlock)

| | | | | |
|-----|---------|---------------------|---|------------|
| 1. | 5/19/23 | KANSAS | W | 8-7 (10) |
| 2. | 4/14/23 | at Oklahoma | W | 13-7 (10) |
| 3. | 3/17/23 | #12 Oklahoma State | W | 8-7 (10) |
| 4. | 3/5/23 | vs. #15 Texas A&M | L | 4-2 (16) |
| 5. | 5/27/22 | vs. Kansas State | L | 6-5 (11) |
| 6. | 3/26/22 | #2 TEXAS | W | 16-12 (10) |
| 7. | 3/25/22 | #2 TEXAS | W | 5-4 (10) |
| 8. | 3/1/22 | at Dallas Baptist | W | 4-3 (10) |
| 9. | 5/14/21 | at Oklahoma | L | 8-9 (10) |
| 10. | 4/10/21 | #10 TCU | W | 6-5 (10) |
| 11. | 3/15/21 | UCONN | W | 9-8 (10) |
| 12. | 3/8/20 | RICE | W | 7-6 (11) |
| 13. | 2/29/20 | at #9 Florida State | W | 6-5 (11) |
| 14. | 2/23/20 | vs. Houston | W | 3-2 (10) |
| 15. | 5/16/19 | TCU | L | 1-3 (14) |
| 16. | 4/18/19 | #18 BAYLOR | L | 10-11 (11) |
| 17. | 3/24/19 | STETSON | L | 5-7 (10) |
| 18. | 4/20/18 | #14 OKLAHOMA | W | 5-4 (10) |
| 19. | 5/26/17 | vs. West Virginia | L | 7-12 (10) |
| 20. | 4/23/17 | OKLAHOMA STATE | L | 1-3 (11) |
| 21. | 3/22/17 | UNLV | W | 5-4 (10) |
| 22. | 2/25/17 | CALIFORNIA (OH) | W | 3-2 (11) |
| 23. | 6/11/16 | #16 EAST CAROLINA | W | 3-1 (13) |
| 24. | 4/20/16 | at New Mexico | L | 5-6 (10) |
| 25. | 2/27/16 | vs. #6 Louisiana | W | 5-3 (10) |
| 26. | 4/28/15 | GRAND CANYON | L | 4-5 (10) |
| 27. | 4/11/15 | BAYLOR | W | 3-2 (12) |
| 28. | 3/17/15 | ORAL ROBERTS | L | 7-9 (11) |
| 29. | 3/10/15 | NEW MEXICO STATE | W | 4-3 (12) |
| 30. | 3/3/15 | ABILENE CHRISTIAN | W | 6-5 (16) |
| 31. | 6/1/14 | at #3 Miami (Fla.) | L | 1-2 (10) |
| 32. | 5/15/14 | WEST VIRGINIA | W | 4-3 (11) |
| 33. | 4/29/14 | at Oral Roberts | W | 4-1 (12) |
| 34. | 3/30/14 | #12 TEXAS | L | 2-5 (12) |
| 35. | 3/8/14 | NEW MEXICO STATE | W | 8-7 (12) |
| 36. | 3/23/13 | at West Virginia | W | 6-4 (10) |
| 37. | 3/1/13 | LA SALLE | W | 5-6 (12) |
| 38. | 2/24/13 | vs. Connecticut | L | 0-1 (11) |



2

GAGE HARRELSON

OUTFIELD

Sophomore | 2nd Year | L/R | 6-3 | 175

Warren Robins, Ga. | Houston County

CAREER HIGHS

Hits: 4, twice, vs. Gardner-Webb, Mar. 2, 2024 at Oklahoma, Apr. 14, 2023
 Doubles: 2, UTA, Mar. 15, 2023
 Home runs: 1, twice, vs. Gardner-Webb, Mar. 2, 2024 Gonzaga, Feb. 20, 2023
 Total bases: 7, Gonzaga, Feb. 20, 2023
 RBI: 4, twice, Gardner-Webb, Mar. 2, 2024; TCU, Mar. 31, 2023
 Runs scored: 5, Gardner-Webb, Mar. 2, 2024
 Walks: 3, vs. Texas Southern, Feb. 23, 2024
 Hit by pitch: 2, Northern Colorado, Feb 15, 2020 ; Air Force, Mar 01, 2023

PERSONAL: Born in Milledgeville, Ga. ... parents are Chris and Larae Harrelson ... has a younger sister, Jacy Harrelson ... majoring in Sports Management.

NOTES: 2023 Collegiate Baseball Freshman All-American ... Honorable Mention All-Big 12 ... Big 12 All-Freshman Team ... Played in 58 games in 2023, making 57 starts ... Led the Red Raiders in triples (5) and SBs (6) ... Had 26 multi-hit games in 2023, the 2nd-most on the 2023 roster.

WALK-UP SONG: Sirens - Travis Scott

2024 Game-By-Game Stats

The Automated ScoreBook Individual Game-by-Game for Texas Tech (as of Apr 24, 2024)

#2 Harrelson, Gage - 30 games (All games)

| Date | Opponent | Pos | AB | R | H | RBI | 2B | 3B | HR | BB | SB | CS | HBP | SAC | SF | GDP | K | PO | A | E | Avg |
|--------|----------------------|--------|----|----|----|-----|----|----|----|----|----|----|-----|-----|----|-----|----|----|---|---|------|
| Feb 16 | vs Tennessee | *of | 3 | 0 | 0 | 0 | 0 | 0 | 0 | 0 | 0 | 0 | 0 | 0 | 0 | 0 | 3 | 2 | 0 | 0 | .000 |
| Feb 17 | vs Nebraska | *of | 0 | 0 | 0 | 0 | 0 | 0 | 0 | 0 | 0 | 0 | 0 | 0 | 0 | 0 | 0 | 1 | 0 | 0 | .000 |
| Feb 18 | vs Oregon | *of | 4 | 1 | 0 | 0 | 0 | 0 | 0 | 1 | 0 | 0 | 0 | 0 | 0 | 0 | 3 | 0 | 0 | 0 | .000 |
| Feb 20 | at UT Arlington | *of | 3 | 2 | 1 | 1 | 0 | 0 | 0 | 2 | 1 | 0 | 0 | 0 | 0 | 0 | 1 | 4 | 0 | 0 | .100 |
| Feb 21 | vs Oregon State | *of | 2 | 1 | 2 | 0 | 0 | 1 | 0 | 2 | 0 | 0 | 0 | 0 | 0 | 0 | 0 | 3 | 0 | 0 | .250 |
| Feb 23 | TEXAS SOUTHER | *of | 3 | 4 | 1 | 2 | 0 | 0 | 0 | 3 | 0 | 0 | 0 | 0 | 1 | 0 | 1 | 2 | 0 | 0 | .267 |
| Feb 25 | TEXAS SOUTHER | *of | 3 | 2 | 2 | 2 | 0 | 0 | 0 | 1 | 2 | 0 | 0 | 0 | 0 | 0 | 0 | 1 | 0 | 0 | .333 |
| Mar 01 | GARDNER-WEBB | *of | 4 | 0 | 0 | 0 | 0 | 0 | 0 | 1 | 0 | 0 | 0 | 0 | 0 | 0 | 2 | 3 | 1 | 0 | .273 |
| Mar 02 | GARDNER-WEBB | *of/of | 4 | 5 | 4 | 4 | 1 | 0 | 1 | 1 | 1 | 0 | 1 | 0 | 1 | 0 | 0 | 2 | 0 | 0 | .385 |
| Mar 03 | GARDNER-WEBB | *of | 2 | 1 | 0 | 1 | 0 | 0 | 0 | 1 | 0 | 0 | 1 | 0 | 1 | 0 | 1 | 4 | 0 | 0 | .357 |
| Mar 05 | at New Mexico | *of | 3 | 0 | 0 | 0 | 0 | 0 | 0 | 1 | 0 | 0 | 1 | 0 | 0 | 0 | 0 | 2 | 0 | 0 | .323 |
| Mar 08 | TEXAS | *of | 3 | 0 | 0 | 0 | 0 | 0 | 0 | 2 | 2 | 0 | 0 | 0 | 0 | 0 | 2 | 3 | 0 | 0 | .294 |
| Mar 09 | TEXAS | *of | 4 | 0 | 0 | 0 | 0 | 0 | 0 | 1 | 0 | 0 | 0 | 0 | 0 | 0 | 1 | 2 | 0 | 0 | .263 |
| Mar 10 | TEXAS | *of | 3 | 1 | 1 | 0 | 0 | 0 | 0 | 2 | 1 | 0 | 0 | 0 | 0 | 0 | 1 | 4 | 0 | 0 | .268 |
| Mar 12 | NEW MEXICO ST | pr | 0 | 0 | 0 | 0 | 0 | 0 | 0 | 0 | 0 | 0 | 0 | 0 | 0 | 0 | 0 | 0 | 0 | 0 | .268 |
| Mar 16 | at Baylor | *of | 0 | 0 | 0 | 0 | 0 | 0 | 0 | 0 | 0 | 0 | 0 | 0 | 0 | 0 | 0 | 0 | 0 | 0 | .268 |
| Mar 17 | at Baylor | *of | 3 | 0 | 0 | 0 | 0 | 0 | 0 | 1 | 0 | 0 | 0 | 0 | 0 | 0 | 1 | 2 | 0 | 0 | .250 |
| Mar 19 | ABILENE CHRISTI | *of | 4 | 2 | 2 | 0 | 0 | 0 | 0 | 1 | 2 | 0 | 0 | 0 | 0 | 0 | 1 | 2 | 0 | 0 | .271 |
| Mar 21 | BYU | *of | 3 | 0 | 0 | 0 | 0 | 0 | 0 | 0 | 0 | 0 | 0 | 0 | 0 | 0 | 2 | 5 | 0 | 0 | .255 |
| Mar 26 | STEPHEN F. AUS | pr | 0 | 1 | 0 | 0 | 0 | 0 | 0 | 0 | 0 | 0 | 0 | 0 | 0 | 0 | 0 | 0 | 0 | 0 | .255 |
| Mar 28 | at UCF | pr/of | 0 | 0 | 0 | 0 | 0 | 0 | 0 | 0 | 0 | 0 | 0 | 0 | 0 | 0 | 0 | 0 | 0 | 0 | .255 |
| Mar 29 | at UCF | *of | 3 | 0 | 1 | 0 | 0 | 0 | 0 | 1 | 0 | 0 | 0 | 0 | 0 | 0 | 1 | 2 | 0 | 0 | .259 |
| Apr 07 | HOUSTON | of | 0 | 0 | 0 | 0 | 0 | 0 | 0 | 0 | 0 | 0 | 0 | 0 | 0 | 0 | 0 | 1 | 0 | 0 | .259 |
| Apr 10 | at Abilene Christian | ph/of | 1 | 0 | 0 | 0 | 0 | 0 | 0 | 0 | 0 | 0 | 1 | 0 | 0 | 0 | 1 | 0 | 0 | 0 | .255 |
| Apr 12 | at TCU | of | 0 | 0 | 0 | 0 | 0 | 0 | 0 | 0 | 0 | 0 | 0 | 0 | 0 | 0 | 0 | 1 | 0 | 0 | .255 |
| Apr 14 | at TCU | ph/of | 2 | 1 | 1 | 0 | 0 | 0 | 0 | 2 | 1 | 0 | 0 | 0 | 0 | 0 | 1 | 5 | 0 | 0 | .263 |
| Apr 16 | at Arkansas | *of/of | 4 | 1 | 0 | 0 | 0 | 0 | 0 | 1 | 0 | 0 | 0 | 0 | 0 | 0 | 4 | 3 | 0 | 0 | .246 |
| Apr 19 | WEST VIRGINIA | of | 0 | 0 | 0 | 0 | 0 | 0 | 0 | 0 | 0 | 0 | 0 | 0 | 0 | 0 | 0 | 0 | 0 | 0 | .246 |
| Apr 21 | WEST VIRGINIA-2 | pr | 0 | 0 | 0 | 0 | 0 | 0 | 0 | 0 | 0 | 0 | 0 | 0 | 0 | 0 | 0 | 0 | 0 | 0 | .246 |
| Apr 23 | NEW MEXICO | of/ph | 1 | 0 | 0 | 0 | 0 | 0 | 0 | 0 | 0 | 0 | 0 | 0 | 0 | 0 | 1 | 0 | 0 | 0 | .242 |
| Totals | | 18gs | 62 | 22 | 15 | 10 | 1 | 1 | 1 | 24 | 10 | 0 | 4 | 0 | 3 | 0 | 27 | 54 | 1 | 0 | .242 |

On base pct. .462 • Slugging pct. .339



3

TRACER LOPEZ

INFIELDER

Sophomore | 2nd Yr. | L/R | 5-10 | 150

Rosebud, Texas | C.H. Yoe

CAREER HIGHS

Hits: 4, at vs. TCU, Mar. 31, 2023
 Doubles: 2, vs. New Mexico State, Mar. 13, 2024
 Home runs: 1, Seven Times
 RBI: 4, vs. Air Force, Mar. 1, 2023
 Walks: 3, four times, last vs. Texas Southern, Feb. 25, 2024
 Runs: 3, vs. Texas Southern, Feb. 23, 2024

PERSONAL: Born in Temple, Texas ... hometown of Rosebud, Texas ... parents are Chris Lopez and Jennifer Lopez ... brother to Dustin Fox ... advanced to the 2022 3A State 300m Hurdles event for high school track and field team ... majoring in University Studies.

NOTES: Started all 24 Big 12 games ... hit home runs in back-to-back days at Kansas State ... hit .299 in Big 12 games ... hit ninth in the order 39 times.

WALK-UP SONG: Run This Town - Jay-Z,, Kayne West and Rihanna.

2024 Game-By-Game Stats

#3 Lopez, Tracer - 40 games (All games)

| Date | Opponent | Pos | AB | R | H | RBI | 2B | 3B | HR | BB | SB | CS | HBP | SAC | SFGDP | K | PO | A | E | Avg | |
|--------|----------------------|------|-----|----|----|-----|----|----|----|----|----|----|-----|-----|-------|---|----|----|----|------|------|
| Feb 16 | vs Tennessee | *2b | 4 | 0 | 0 | 0 | 0 | 0 | 0 | 0 | 0 | 0 | 0 | 0 | 0 | 2 | 0 | 1 | 1 | .000 | |
| Feb 17 | vs Nebraska | *2b | 5 | 1 | 1 | 1 | 0 | 0 | 0 | 0 | 0 | 0 | 0 | 0 | 0 | 0 | 2 | 2 | 0 | .111 | |
| Feb 18 | vs Oregon | *2b | 4 | 1 | 1 | 2 | 0 | 0 | 1 | 0 | 0 | 0 | 0 | 0 | 1 | 0 | 3 | 0 | 0 | .154 | |
| Feb 20 | at UT Arlington | *2b | 2 | 1 | 0 | 0 | 0 | 0 | 0 | 3 | 0 | 0 | 0 | 0 | 0 | 0 | 1 | 2 | 2 | .133 | |
| Feb 21 | vs Oregon State | *2b | 2 | 0 | 0 | 0 | 0 | 0 | 0 | 0 | 0 | 0 | 0 | 0 | 0 | 1 | 0 | 0 | 0 | .118 | |
| Feb 23 | TEXAS SOUTHER | *2b | 3 | 3 | 2 | 0 | 0 | 1 | 0 | 2 | 0 | 0 | 0 | 0 | 0 | 0 | 0 | 1 | 0 | .200 | |
| Feb 24 | TEXAS SOUTHER | *2b | 3 | 1 | 0 | 0 | 0 | 0 | 0 | 3 | 0 | 0 | 0 | 0 | 0 | 0 | 2 | 1 | 0 | .174 | |
| Feb 25 | TEXAS SOUTHER | *2b | 3 | 2 | 0 | 0 | 0 | 0 | 0 | 2 | 0 | 0 | 0 | 0 | 0 | 0 | 0 | 1 | 4 | .154 | |
| Mar 01 | GARDNER-WEBB | 2b | 1 | 0 | 0 | 0 | 0 | 0 | 0 | 0 | 0 | 0 | 0 | 0 | 0 | 0 | 0 | 0 | 0 | .148 | |
| Mar 02 | GARDNER-WEBB | ss | 0 | 1 | 0 | 0 | 0 | 0 | 0 | 0 | 0 | 0 | 1 | 0 | 0 | 0 | 0 | 1 | 0 | .148 | |
| Mar 08 | TEXAS | *2b | 1 | 1 | 0 | 0 | 0 | 0 | 0 | 1 | 0 | 0 | 0 | 0 | 0 | 0 | 0 | 1 | 1 | .143 | |
| Mar 09 | TEXAS | *2b | 3 | 2 | 1 | 0 | 0 | 0 | 0 | 0 | 0 | 0 | 0 | 0 | 0 | 1 | 0 | 1 | 0 | .161 | |
| Mar 10 | TEXAS | *2b | 4 | 1 | 1 | 1 | 0 | 0 | 1 | 0 | 0 | 0 | 0 | 0 | 0 | 0 | 0 | 3 | 0 | .171 | |
| Mar 12 | NEW MEXICO ST | *ss | 5 | 2 | 3 | 3 | 0 | 1 | 1 | 0 | 0 | 0 | 0 | 0 | 0 | 1 | 1 | 4 | 2 | .225 | |
| Mar 13 | NEW MEXICO ST | *ss | 4 | 1 | 3 | 1 | 2 | 0 | 0 | 0 | 1 | 0 | 0 | 0 | 0 | 1 | 0 | 1 | 0 | .273 | |
| Mar 15 | at Baylor | *ss | 4 | 0 | 0 | 0 | 0 | 0 | 0 | 0 | 0 | 0 | 0 | 0 | 0 | 1 | 2 | 5 | 1 | .250 | |
| Mar 16 | at Baylor | *ss | 3 | 1 | 2 | 0 | 0 | 0 | 0 | 0 | 1 | 0 | 1 | 0 | 0 | 0 | 1 | 0 | 0 | .275 | |
| Mar 17 | at Baylor | *ss | 4 | 0 | 0 | 0 | 0 | 0 | 0 | 0 | 0 | 0 | 0 | 0 | 0 | 0 | 3 | 1 | 0 | .255 | |
| Mar 19 | ABILENE CHRISTI | *ss | 5 | 1 | 1 | 1 | 0 | 0 | 0 | 0 | 0 | 0 | 0 | 0 | 0 | 1 | 1 | 2 | 0 | .250 | |
| Mar 21 | BYU | *ss | 2 | 1 | 1 | 0 | 0 | 0 | 0 | 1 | 0 | 0 | 0 | 0 | 0 | 1 | 0 | 0 | 0 | .258 | |
| Mar 22 | BYU | *ss | 4 | 0 | 0 | 0 | 0 | 0 | 0 | 0 | 0 | 0 | 0 | 0 | 0 | 1 | 0 | 3 | 0 | .242 | |
| Mar 23 | BYU | *ss | 4 | 1 | 2 | 1 | 0 | 0 | 0 | 0 | 0 | 1 | 0 | 0 | 0 | 1 | 0 | 0 | 0 | .257 | |
| Mar 26 | STEPHEN F. AUS | *ss | 4 | 2 | 2 | 2 | 0 | 1 | 0 | 1 | 0 | 0 | 0 | 0 | 0 | 2 | 1 | 5 | 0 | .270 | |
| Mar 28 | at UCF | *ss | 3 | 1 | 1 | 0 | 0 | 0 | 0 | 1 | 0 | 0 | 0 | 0 | 0 | 1 | 1 | 0 | 3 | .273 | |
| Mar 29 | at UCF | *ss | 2 | 0 | 0 | 0 | 0 | 0 | 0 | 0 | 0 | 0 | 0 | 1 | 0 | 0 | 1 | 2 | 1 | .266 | |
| Mar 30 | at UCF | *ss | 3 | 0 | 1 | 0 | 0 | 0 | 0 | 1 | 0 | 0 | 0 | 0 | 0 | 1 | 2 | 2 | 0 | .268 | |
| Apr 01 | STANFORD | *ss | 2 | 1 | 1 | 0 | 0 | 0 | 0 | 3 | 0 | 0 | 0 | 0 | 0 | 0 | 1 | 2 | 1 | .274 | |
| Apr 02 | STANFORD | *ss | 3 | 2 | 0 | 0 | 0 | 0 | 0 | 2 | 0 | 0 | 0 | 0 | 0 | 0 | 1 | 2 | 5 | .264 | |
| Apr 05 | HOUSTON | *ss | 4 | 1 | 1 | 0 | 0 | 0 | 0 | 1 | 0 | 0 | 0 | 0 | 0 | 0 | 3 | 0 | 2 | .264 | |
| Apr 06 | HOUSTON | *ss | 2 | 3 | 1 | 0 | 0 | 0 | 0 | 3 | 0 | 0 | 0 | 0 | 0 | 0 | 1 | 2 | 3 | .269 | |
| Apr 07 | HOUSTON | *ss | 5 | 1 | 0 | 1 | 0 | 0 | 0 | 0 | 0 | 0 | 0 | 0 | 0 | 0 | 3 | 1 | 7 | .255 | |
| Apr 10 | at Abilene Christian | *ss | 5 | 2 | 2 | 4 | 0 | 0 | 1 | 0 | 0 | 0 | 0 | 0 | 0 | 2 | 4 | 4 | 0 | .262 | |
| Apr 12 | at TCU | *ss | 4 | 0 | 1 | 0 | 0 | 0 | 0 | 1 | 0 | 0 | 0 | 0 | 0 | 0 | 3 | 2 | 2 | .262 | |
| Apr 13 | at TCU | *ss | 4 | 0 | 1 | 0 | 0 | 0 | 0 | 0 | 0 | 0 | 0 | 0 | 0 | 0 | 0 | 0 | 4 | 1 | .261 |
| Apr 14 | at TCU | *ss | 4 | 1 | 2 | 0 | 1 | 0 | 0 | 0 | 0 | 0 | 0 | 0 | 0 | 1 | 1 | 2 | 0 | .270 | |
| Apr 16 | at Arkansas | *ss | 4 | 1 | 1 | 0 | 0 | 0 | 0 | 0 | 0 | 0 | 0 | 0 | 0 | 0 | 3 | 2 | 2 | .269 | |
| Apr 19 | WEST VIRGINIA | *ss | 4 | 1 | 1 | 0 | 0 | 0 | 0 | 1 | 0 | 0 | 0 | 0 | 0 | 0 | 1 | 1 | 2 | .268 | |
| Apr 21 | WEST VIRGINIA-1 | *ss | 4 | 1 | 1 | 0 | 0 | 0 | 0 | 0 | 0 | 0 | 0 | 0 | 0 | 0 | 1 | 2 | 0 | .268 | |
| Apr 21 | WEST VIRGINIA-2 | *ss | 1 | 0 | 0 | 0 | 0 | 0 | 0 | 1 | 0 | 0 | 0 | 1 | 0 | 0 | 1 | 1 | 0 | .266 | |
| Apr 23 | NEW MEXICO | *ss | 4 | 0 | 1 | 0 | 0 | 0 | 0 | 0 | 0 | 0 | 0 | 0 | 0 | 0 | 0 | 0 | 0 | .265 | |
| Totals | | 38gs | 132 | 38 | 35 | 17 | 3 | 3 | 4 | 27 | 2 | 1 | 2 | 2 | 1 | 2 | 35 | 44 | 79 | 6 | .265 |

On base pct. .395 • Slugging pct. .424



4

KEVIN BAZZELL

CATCHER/INFIELDER

Sophomore | 2nd Yr. | R/R | 6-1 | 205

Rockwall, Texas | Rockwall-Heath (Dallas Baptist)

CAREER HIGHS

Hits: 4, vs. Texas Southern, 2/23/24
 Doubles: 1, 6 times
 Triples: 1, twice, vs. Baylor, 4/22/2023; vs. Iowa, 3/11/2023
 Home runs: 3, vs. Kansas, 5/20/2023
 Total bases: 12, vs. Kansas, 5/20/2023
 RBI: 5, twice, vs. Kansas, 5/20/2023, vs. Texas Southern, 2/23/2024
 Runs scored: 4 vs. Texas Southern
 Walks: 4, vs. Gonzaga, 2/20/2023

NOTES: 2024 Preseason Third Team All-American (D1Baseball) ... Gainesville All-Region Team ... NCBWA and Collegiate Baseball Freshman All-American ... All-Big 12 First Team ... ABCA Second Team All-Region ... All-Big 12 First Team ... had a team leading 24 doubles in 2023 ... finished inside the top-10 in a single-season in doubles ... hit a career-high three home runs against Kansas (May. 20, 2023) ... played and started 61 games at 3B in 2023 ... Will slide back to his more natural position behind the plate in 2024.

WALK-UP SONG: Prop Me Up Beside the Jukebox- Joe Diffie

2024 Game-By-Game Stats

#4 Bazzell, Kevin - 33 games (All games)

| Date | Opponent | Pos | AB | R | H | RBI | 2B | 3B | HR | BB | SB | CS | HBP | SAC | SF | GDP | K |
|--------|----------------------|------|-----|----|----|-----|----|----|----|----|----|----|-----|-----|----|-----|----|
| Feb 16 | vs Tennessee | *c | 4 | 0 | 1 | 0 | 0 | 0 | 0 | 0 | 1 | 0 | 0 | 0 | 0 | 0 | 3 |
| Feb 17 | vs Nebraska | *c | 4 | 0 | 1 | 0 | 0 | 0 | 0 | 1 | 0 | 0 | 0 | 0 | 0 | 0 | 0 |
| Feb 18 | vs Oregon | *c | 5 | 0 | 2 | 0 | 1 | 0 | 0 | 0 | 0 | 0 | 0 | 0 | 0 | 0 | 2 |
| Feb 20 | at UT Arlington | *c | 5 | 2 | 2 | 2 | 2 | 0 | 0 | 0 | 0 | 0 | 0 | 0 | 0 | 0 | 0 |
| Feb 21 | vs Oregon State | *c | 2 | 0 | 0 | 1 | 0 | 0 | 0 | 3 | 0 | 0 | 0 | 0 | 0 | 0 | 0 |
| Feb 23 | TEXAS SOUTHER | *c | 5 | 3 | 4 | 5 | 3 | 0 | 0 | 0 | 0 | 0 | 0 | 0 | 0 | 0 | 0 |
| Feb 24 | TEXAS SOUTHER | *dh | 4 | 4 | 2 | 1 | 1 | 0 | 0 | 1 | 0 | 0 | 1 | 0 | 0 | 0 | 2 |
| Feb 25 | TEXAS SOUTHER | *c | 3 | 0 | 1 | 2 | 0 | 0 | 0 | 0 | 0 | 0 | 1 | 0 | 0 | 0 | 0 |
| Mar 15 | at Baylor | *dh | 4 | 0 | 1 | 0 | 0 | 0 | 0 | 0 | 0 | 0 | 0 | 0 | 0 | 1 | 0 |
| Mar 16 | at Baylor | *dh | 3 | 0 | 1 | 0 | 0 | 0 | 0 | 1 | 0 | 0 | 0 | 0 | 0 | 0 | 0 |
| Mar 17 | at Baylor | *dh | 4 | 0 | 0 | 0 | 0 | 0 | 0 | 0 | 0 | 0 | 0 | 0 | 0 | 0 | 0 |
| Mar 19 | ABILENE CHRISTI | *dh | 3 | 1 | 0 | 0 | 0 | 0 | 0 | 2 | 0 | 0 | 0 | 0 | 0 | 0 | 1 |
| Mar 21 | BYU | *c | 4 | 0 | 1 | 0 | 0 | 0 | 0 | 0 | 0 | 0 | 0 | 0 | 0 | 0 | 1 |
| Mar 23 | BYU | *c | 4 | 1 | 2 | 4 | 0 | 0 | 1 | 1 | 0 | 0 | 0 | 0 | 0 | 0 | 0 |
| Mar 26 | STEPHEN F. AUS | *c | 3 | 1 | 1 | 1 | 0 | 0 | 0 | 0 | 0 | 0 | 1 | 0 | 0 | 0 | 0 |
| Mar 28 | at UCF | *c | 4 | 1 | 3 | 1 | 0 | 0 | 1 | 1 | 1 | 0 | 0 | 0 | 0 | 0 | 0 |
| Mar 29 | at UCF | *dh | 4 | 0 | 0 | 0 | 0 | 0 | 0 | 0 | 0 | 0 | 0 | 0 | 0 | 0 | 0 |
| Mar 30 | at UCF | *c | 4 | 0 | 1 | 0 | 0 | 0 | 0 | 0 | 0 | 0 | 0 | 0 | 0 | 0 | 2 |
| Apr 01 | STANFORD | *c | 5 | 2 | 3 | 4 | 0 | 0 | 2 | 1 | 0 | 0 | 0 | 0 | 0 | 0 | 0 |
| Apr 02 | STANFORD | *3b | 2 | 2 | 1 | 1 | 0 | 0 | 0 | 1 | 0 | 0 | 1 | 0 | 0 | 0 | 0 |
| Apr 05 | HOUSTON | *c | 4 | 2 | 3 | 3 | 0 | 0 | 0 | 1 | 0 | 0 | 0 | 0 | 0 | 0 | 0 |
| Apr 06 | HOUSTON | *3b | 5 | 1 | 1 | 0 | 0 | 0 | 0 | 1 | 0 | 0 | 0 | 0 | 0 | 1 | 2 |
| Apr 07 | HOUSTON | *c | 4 | 3 | 3 | 0 | 1 | 0 | 0 | 1 | 0 | 1 | 0 | 0 | 0 | 0 | 0 |
| Apr 10 | at Abilene Christian | *c | 4 | 0 | 1 | 0 | 0 | 0 | 0 | 1 | 0 | 0 | 0 | 0 | 0 | 0 | 1 |
| Apr 12 | at TCU | *c | 4 | 1 | 1 | 0 | 0 | 0 | 0 | 0 | 1 | 0 | 1 | 0 | 0 | 0 | 1 |
| Apr 13 | at TCU | *c | 4 | 0 | 1 | 0 | 0 | 0 | 0 | 0 | 0 | 0 | 0 | 0 | 0 | 0 | 1 |
| Apr 14 | at TCU | *c | 4 | 0 | 0 | 0 | 0 | 0 | 0 | 0 | 0 | 0 | 1 | 0 | 0 | 1 | 0 |
| Apr 16 | at Arkansas | *dh | 5 | 0 | 0 | 0 | 0 | 0 | 0 | 0 | 0 | 0 | 0 | 0 | 0 | 0 | 1 |
| Apr 17 | at Arkansas | *c | 4 | 0 | 1 | 2 | 1 | 0 | 0 | 0 | 0 | 0 | 0 | 0 | 0 | 0 | 0 |
| Apr 19 | WEST VIRGINIA | *c | 3 | 3 | 2 | 0 | 0 | 0 | 0 | 1 | 1 | 0 | 1 | 0 | 0 | 0 | 0 |
| Apr 21 | WEST VIRGINIA-1 | *dh | 4 | 0 | 1 | 0 | 0 | 0 | 0 | 1 | 0 | 0 | 0 | 0 | 0 | 0 | 0 |
| Apr 21 | WEST VIRGINIA-2 | *c | 3 | 1 | 2 | 1 | 1 | 0 | 1 | 1 | 0 | 0 | 0 | 0 | 0 | 0 | 0 |
| Apr 23 | NEW MEXICO | *c | 4 | 0 | 1 | 0 | 0 | 0 | 0 | 0 | 0 | 0 | 0 | 0 | 0 | 0 | 0 |
| Totals | | 33gs | 128 | 28 | 44 | 28 | 10 | 0 | 5 | 19 | 4 | 1 | 7 | 0 | 0 | 3 | 17 |

On base pct. .455 • Slugging pct. .539



5

TJ POMPEY

INFIELDER

Freshman | 1st Yr. | R/R | 6-4 | 200

Coppell, Texas/Coppell

CAREER HIGHS

Hits: 4, twice, vs. Texas Southern, Feb. 23, 2024, Feb. 24, 2024
 Doubles: 1, five times
 Triples: 1, vs. Tennessee, Feb. 16, 2024
 Home runs: 1, three times
 Runs scored: 4, vs. Texas Southern, Feb. 23, 2024
 Walks: 2, vs. Gardner-Webb, Mar. 2, 2024
 Hit by pitch: 1, vs. Texas Southern, Feb. 25, 2024

NOTES: one of four Perfect Game Top-100 signees in the Tech 2023 class ... member of Texas Tech's 2023 freshman class that was selected top-15 by Perfect Game and top-25 by D1 Baseball ... tabbed the No. 82 player in the nation and the top shortstop in the State of Texas ... also selected a top-25 middle infield prospect ... given a prospect score of 10 by PG, the highest the website gives out ... 2022 Perfect Game All-American Classic participant ... 2022 PG National Showcase ... 2023 PG Preseason All-American and All-Region Teams ... two-time PG Preseason Underclassman All-American

WALK-UP SONG: Best Friend - 50 Cent

2024 Game-By-Game Stats

#5 Pompey, TJ - 40 games (All games)

| Date | Opponent | Pos | AB | R | H | RBI | 2B | 3B | HR | BB | SB | CS | HBP | SAC | SFGDP | K | PO | A | E | Avg | |
|--------|----------------------|-----|------|-----|----|-----|----|----|----|----|----|----|-----|-----|-------|---|----|----|----|------|------|
| Feb 16 | vs Tennessee | *ss | 3 | 0 | 1 | 2 | 0 | 1 | 0 | 0 | 0 | 0 | 0 | 0 | 0 | 0 | 2 | 2 | 0 | .333 | |
| Feb 17 | vs Nebraska | *ss | 4 | 1 | 2 | 1 | 1 | 0 | 0 | 0 | 0 | 0 | 0 | 0 | 0 | 1 | 0 | 2 | 0 | .429 | |
| Feb 18 | vs Oregon | *ss | 3 | 1 | 1 | 0 | 0 | 0 | 0 | 1 | 0 | 0 | 0 | 0 | 0 | 0 | 1 | 1 | 0 | .400 | |
| Feb 20 | at UT Arlington | *ss | 4 | 1 | 1 | 2 | 0 | 0 | 0 | 1 | 1 | 0 | 0 | 0 | 0 | 0 | 3 | 2 | 0 | .357 | |
| Feb 21 | vs Oregon State | *ss | 4 | 1 | 0 | 0 | 0 | 0 | 0 | 1 | 0 | 0 | 0 | 0 | 0 | 0 | 1 | 0 | 1 | .278 | |
| Feb 23 | TEXAS SOUTHER | *ss | 7 | 4 | 4 | 2 | 1 | 0 | 0 | 0 | 1 | 0 | 0 | 0 | 0 | 0 | 2 | 0 | 0 | .360 | |
| Feb 24 | TEXAS SOUTHER | *ss | 5 | 2 | 4 | 5 | 1 | 0 | 1 | 0 | 0 | 0 | 0 | 0 | 0 | 0 | 0 | 1 | 0 | .433 | |
| Feb 25 | TEXAS SOUTHER | *ss | 4 | 3 | 2 | 2 | 0 | 0 | 1 | 0 | 0 | 1 | 0 | 0 | 0 | 0 | 0 | 2 | 0 | .441 | |
| Mar 01 | GARDNER-WEBB | *ss | 4 | 0 | 2 | 0 | 0 | 0 | 0 | 1 | 1 | 0 | 0 | 0 | 0 | 0 | 2 | 0 | 2 | .447 | |
| Mar 02 | GARDNER-WEBB | *ss | 4 | 3 | 1 | 2 | 0 | 0 | 0 | 2 | 1 | 0 | 0 | 0 | 0 | 0 | 2 | 1 | 1 | .429 | |
| Mar 03 | GARDNER-WEBB | *ss | 4 | 0 | 1 | 1 | 1 | 0 | 0 | 1 | 1 | 0 | 0 | 0 | 0 | 0 | 2 | 1 | 4 | .413 | |
| Mar 05 | at New Mexico | *ss | 5 | 0 | 1 | 2 | 0 | 0 | 0 | 0 | 1 | 0 | 0 | 0 | 0 | 0 | 0 | 2 | 6 | .392 | |
| Mar 08 | TEXAS | *ss | 2 | 0 | 0 | 1 | 0 | 0 | 0 | 0 | 0 | 0 | 0 | 0 | 0 | 0 | 0 | 1 | 1 | .377 | |
| Mar 09 | TEXAS | *ss | 3 | 2 | 1 | 0 | 1 | 0 | 0 | 1 | 0 | 0 | 0 | 0 | 0 | 0 | 0 | 3 | 3 | .375 | |
| Mar 10 | TEXAS | *ss | 3 | 1 | 1 | 2 | 0 | 0 | 1 | 0 | 0 | 0 | 0 | 0 | 1 | 0 | 0 | 2 | 1 | .373 | |
| Mar 12 | NEW MEXICO ST | *2b | 3 | 1 | 1 | 2 | 1 | 0 | 0 | 1 | 1 | 0 | 0 | 0 | 0 | 0 | 2 | 3 | 1 | .371 | |
| Mar 13 | NEW MEXICO ST | *2b | 4 | 1 | 2 | 1 | 0 | 1 | 0 | 0 | 0 | 0 | 0 | 0 | 0 | 0 | 0 | 2 | 3 | .379 | |
| Mar 15 | at Baylor | *2b | 2 | 1 | 0 | 0 | 0 | 0 | 0 | 0 | 0 | 0 | 1 | 0 | 0 | 0 | 1 | 0 | 0 | .368 | |
| Mar 17 | at Baylor | *2b | 3 | 0 | 0 | 1 | 0 | 0 | 0 | 0 | 1 | 0 | 0 | 0 | 0 | 0 | 1 | 0 | 1 | .352 | |
| Mar 19 | ABILENE CHRISTI | *2b | 4 | 0 | 2 | 1 | 0 | 0 | 0 | 0 | 1 | 0 | 0 | 0 | 0 | 0 | 2 | 0 | 3 | .360 | |
| Mar 21 | BYU | *2b | 3 | 0 | 0 | 0 | 0 | 0 | 0 | 0 | 0 | 0 | 0 | 0 | 0 | 1 | 1 | 1 | 1 | .346 | |
| Mar 22 | BYU | *2b | 3 | 1 | 1 | 0 | 0 | 0 | 0 | 1 | 0 | 0 | 0 | 0 | 0 | 0 | 1 | 2 | 2 | .346 | |
| Mar 23 | BYU | *2b | 5 | 0 | 2 | 0 | 0 | 0 | 0 | 0 | 1 | 0 | 0 | 0 | 0 | 1 | 1 | 2 | 0 | .349 | |
| Mar 29 | at UCF | *2b | 3 | 0 | 3 | 1 | 0 | 0 | 0 | 0 | 0 | 0 | 0 | 0 | 0 | 0 | 1 | 1 | 0 | .371 | |
| Mar 30 | at UCF | *2b | 2 | 0 | 0 | 0 | 0 | 0 | 0 | 1 | 1 | 0 | 1 | 0 | 0 | 0 | 2 | 3 | 3 | .363 | |
| Apr 01 | STANFORD | *2b | 5 | 1 | 1 | 3 | 0 | 0 | 1 | 0 | 0 | 0 | 0 | 0 | 1 | 2 | 2 | 3 | 0 | .354 | |
| Apr 02 | STANFORD | *2b | 3 | 1 | 2 | 0 | 0 | 0 | 0 | 2 | 0 | 1 | 0 | 0 | 0 | 0 | 1 | 2 | 3 | .364 | |
| Apr 05 | HOUSTON | *2b | 5 | 0 | 0 | 0 | 0 | 0 | 0 | 0 | 0 | 0 | 0 | 0 | 0 | 0 | 3 | 5 | 3 | .346 | |
| Apr 06 | HOUSTON | *2b | 3 | 2 | 1 | 5 | 0 | 0 | 1 | 2 | 0 | 0 | 0 | 0 | 0 | 0 | 2 | 1 | 2 | .346 | |
| Apr 07 | HOUSTON | *2b | 3 | 1 | 1 | 1 | 0 | 0 | 0 | 1 | 0 | 0 | 0 | 0 | 0 | 0 | 1 | 2 | 1 | .345 | |
| Apr 10 | at Abilene Christian | *2b | 5 | 4 | 3 | 5 | 0 | 0 | 2 | 0 | 0 | 0 | 0 | 0 | 0 | 0 | 2 | 4 | 2 | .357 | |
| Apr 12 | at TCU | *2b | 4 | 1 | 2 | 3 | 0 | 0 | 1 | 0 | 0 | 0 | 0 | 0 | 0 | 0 | 1 | 2 | 6 | .361 | |
| Apr 13 | at TCU | *2b | 4 | 0 | 0 | 0 | 0 | 0 | 0 | 0 | 0 | 0 | 0 | 0 | 0 | 0 | 3 | 1 | 1 | .350 | |
| Apr 14 | at TCU | *2b | 4 | 0 | 1 | 0 | 1 | 0 | 0 | 0 | 0 | 0 | 0 | 0 | 0 | 0 | 1 | 2 | 0 | .346 | |
| Apr 16 | at Arkansas | *2b | 4 | 1 | 2 | 0 | 0 | 0 | 0 | 0 | 1 | 1 | 0 | 0 | 0 | 0 | 1 | 4 | 3 | .351 | |
| Apr 17 | at Arkansas | *2b | 1 | 0 | 0 | 0 | 0 | 0 | 0 | 2 | 0 | 0 | 0 | 1 | 0 | 0 | 0 | 4 | 3 | .348 | |
| Apr 19 | WEST VIRGINIA | *2b | 3 | 2 | 0 | 0 | 0 | 0 | 0 | 2 | 0 | 0 | 0 | 0 | 0 | 0 | 2 | 1 | 2 | .341 | |
| Apr 21 | WEST VIRGINIA-1 | *2b | 3 | 0 | 0 | 0 | 0 | 0 | 0 | 2 | 0 | 0 | 0 | 0 | 0 | 0 | 1 | 1 | 4 | .333 | |
| Apr 21 | WEST VIRGINIA-2 | *2b | 3 | 0 | 0 | 0 | 0 | 0 | 0 | 1 | 0 | 0 | 0 | 0 | 0 | 0 | 1 | 2 | 6 | .326 | |
| Apr 23 | NEW MEXICO | *2b | 4 | 0 | 1 | 0 | 1 | 0 | 0 | 0 | 0 | 0 | 0 | 0 | 0 | 0 | 3 | 1 | 4 | .324 | |
| Totals | | | 40gs | 145 | 36 | 47 | 45 | 8 | 2 | 8 | 24 | 11 | 2 | 3 | 1 | 1 | 3 | 46 | 66 | 84 | .324 |

On base pct. .428 • Slugging pct. .572



7

GARET BOEHM

INFIELDER

Freshman | 1st Yr. | R/R | 6-3 | 215

Taylor, Texas/Hutto

CAREER HIGHS

Hits: 2, vs. Texas, Mar. 8, 2024

Doubles:

Triples:

Home runs: 1, vs. Gardner-Webb, Mar. 2, 2024

RBI: 2, vs. Gardner-Webb, Mar. 2, 2024

Runs scored: 1, three times

Walks

Hit by pitch:

PERSONAL: Born in Round Rock, Texas on February 16, 2005... grew up in Taylor, Texas... son of Jeni and Troy Boehm...brother to Gage Boehm (21)...brother plays baseball at Texas...majoring in sports management**NOTES:** ranked inside the top-250 of prospects nationally ... top third base prospect in the State of Texas and the No. 11 third base prospect nationally ... ranked as the No. 23 prospect in the state ... 2023 PG Preseason All-American and All-Region selection ... 2021 PG Underclass All-American Game participant where he played for Team West**WALK-UP SONG:** Way Down Yonder - Chase Rice

2024 Game-By-Game Stats

#7 Boehm, Gareth - 8 games (All games)

| Date | Opponent | Pos | AB | R | H | RBI | 2B | 3B | HR | BB | SB | CS | HBP | SAC | SF | GDP | K | PO | A | E | Avg |
|--------|-----------------|------|----|---|---|-----|----|----|----|----|----|----|-----|-----|----|-----|---|----|---|---|------|
| Feb 23 | TEXAS SOUTHER | ph/d | 4 | 1 | 1 | 0 | 0 | 0 | 0 | 0 | 0 | 0 | 0 | 0 | 0 | 0 | 0 | 0 | 0 | 0 | .250 |
| Mar 02 | GARDNER-WEBB | ph/d | 3 | 1 | 1 | 2 | 0 | 0 | 1 | 0 | 0 | 0 | 0 | 0 | 0 | 0 | 0 | 0 | 0 | 0 | .286 |
| Mar 08 | TEXAS | ph/3 | 2 | 1 | 2 | 0 | 0 | 0 | 0 | 0 | 0 | 0 | 0 | 0 | 0 | 0 | 0 | 0 | 0 | 0 | .444 |
| Mar 26 | STEPHEN F. AUS | ph | 0 | 1 | 0 | 0 | 0 | 0 | 0 | 0 | 0 | 0 | 0 | 1 | 0 | 0 | 0 | 0 | 0 | 0 | .444 |
| Apr 17 | at Arkansas | ph | 1 | 0 | 0 | 0 | 0 | 0 | 0 | 0 | 0 | 0 | 0 | 0 | 0 | 0 | 0 | 1 | 0 | 0 | .400 |
| Apr 19 | WEST VIRGINIA | ph | 1 | 1 | 1 | 1 | 0 | 0 | 0 | 0 | 0 | 0 | 0 | 0 | 0 | 0 | 0 | 0 | 0 | 0 | .455 |
| Apr 21 | WEST VIRGINIA-2 | *dh | 3 | 0 | 2 | 0 | 0 | 0 | 0 | 0 | 0 | 0 | 0 | 0 | 0 | 0 | 0 | 0 | 0 | 0 | .500 |
| Apr 23 | NEW MEXICO | ph | 1 | 0 | 0 | 0 | 0 | 0 | 0 | 0 | 0 | 0 | 0 | 0 | 0 | 0 | 0 | 0 | 0 | 0 | .467 |
| Totals | | 1gs | 15 | 5 | 7 | 3 | 0 | 0 | 1 | 0 | 0 | 0 | 1 | 0 | 0 | 0 | 1 | 0 | 0 | 0 | .467 |

On base pct. .500 • Slugging pct. .667



8

HUDSON PARKER

CATCHER/ RIGHT-HANDED PITCHER

Jr. | 3rd Yr. (1st at Tech) | R/R | 6-0 | 200

Rowlett, Texas/Rowlett (Midland College)

CAREER HIGHS

Hits:
Doubles:
Triples:
Home runs:
Total bases:
RBI:
Runs scored:
Walks
Hit by pitch:

Innings Pitched: 1.1, vs. No. 9 Tennessee, Feb. 16, 2024
Strikeouts: 1, twice, vs. Texas, Mar. 8, 2024; vs. No. 9 Tennessee, Feb 16, 2024
Walks Allowed: 2, vs. Gardner-Webb, Mar. 1, 2024
Batters Faced: 5, vs. No. 9 Tennessee, Feb. 16, 2024

PERSONAL: Born in Garland, Texas on April 13, 2003 ... grew up in Rowlett, Texas ... son of Courtney and Bryan Parker ... brother to Toby (14) ... majoring in Kinesiology.

NOTES: Played a pair of seasons at Midland College ... hit 16 homers in two seasons ... had 23 extra base hits in 51 games played in 2023 ... hit .359 with 12 home runs and 39 RBIs in 2023 ... had an OBP of 1.170 ... also pitched eight innings with 10Ks in 2023.

WALK-UP SONG: Bad to the Bone - George Thorogood

2024 Game-By-Game Stats

#8 Parker, Hudson - 9 appearances (All games)

| Date | Opponent | GS | IP | H | R | ER | BB | SO | 2B | 3B | HR | WP | BK | HBP | IBB | Score | W-L | Sv | ERA | NP |
|--------|----------------------|----|------|----|---|----|----|----|----|----|----|----|----|-----|-----|-------|-----|----|------|----|
| Feb 16 | vs Tennessee | | 1.1 | 1 | 0 | 0 | 0 | 1 | 0 | 0 | 0 | 0 | 0 | 0 | 0 | 2-6 | 0-0 | 0 | 0.00 | 19 |
| Feb 20 | at UT Arlington | | 1.0 | 0 | 0 | 0 | 1 | 0 | 0 | 0 | 0 | 1 | 0 | 0 | 0 | 13-1 | 0-0 | 0 | 0.00 | 17 |
| Mar 01 | GARDNER-WEBB | | 0.0 | 0 | 0 | 0 | 2 | 0 | 0 | 0 | 0 | 0 | 0 | 0 | 0 | 10-7 | 0-0 | 0 | 0.00 | 11 |
| Mar 08 | TEXAS | | 1.0 | 0 | 0 | 0 | 1 | 1 | 0 | 0 | 0 | 0 | 0 | 0 | 0 | 8-22 | 0-0 | 0 | 0.00 | 15 |
| Mar 12 | NEW MEXICO ST | | 0.0 | 1 | 2 | 2 | 0 | 0 | 1 | 0 | 0 | 0 | 0 | 2 | 0 | 13-7 | 0-0 | 0 | 5.40 | 11 |
| Mar 19 | ABILENE CHRISTI | | 0.2 | 0 | 0 | 0 | 2 | 0 | 0 | 0 | 0 | 3 | 0 | 0 | 0 | 9-4 | 0-0 | 0 | 4.50 | 21 |
| Apr 10 | at Abilene Christian | * | 2.1 | 4 | 3 | 1 | 3 | 0 | 1 | 0 | 0 | 1 | 0 | 2 | 0 | 21-3 | 0-0 | 0 | 4.26 | 57 |
| Apr 17 | at Arkansas | * | 3.0 | 2 | 2 | 2 | 2 | 2 | 0 | 0 | 2 | 0 | 0 | 0 | 0 | 4-5 | 0-0 | 0 | 4.82 | 46 |
| Apr 23 | NEW MEXICO | * | 2.0 | 2 | 0 | 0 | 3 | 3 | 0 | 0 | 0 | 0 | 0 | 0 | 0 | 3-17 | 0-0 | 0 | 3.97 | 48 |
| Totals | | 3 | 11.1 | 10 | 7 | 5 | 14 | 7 | 2 | 0 | 2 | 5 | 0 | 4 | 0 | 83-72 | 0-0 | 0 | 3.97 | - |



11

DAVIS RIVERS

CATCHER/INFIELDER

Freshman | First Year | L/R | 6-0 | 195

Waller, Texas/Waller

CAREER HIGHS

Hits: 1, three times, last vs. Gardner-Webb, Mar. 2, 2024
 Doubles: 1, twice, vs. Texas, Mar. 8, 2024; vs. Texas Southern, Feb. 23, 2024

Triples:

Home runs 1, vs. Gardner-Webb, Mar. 2, 2024;

RBI: 3, vs. Gardner-Webb, Mar. 2, 2024

Runs scored:

Walks 2, vs. Texas Southern, Feb. 23, 2024

Hit by pitch:

PERSONAL: Born in Houston, Texas on January 5, 2005... grew up in Waller, Texas... son of Laura Rivers and Lucy Eaves... brother to Keller Rivers...majoring in communications.

NOTES: ranked as a top-150 prospect in the country and No. 13 catcher according to Perfect Game ... tabbed the No. 13 player in the State of Texas and No. 2 catcher in the state ... 2023 PG Preseason All-American and All-Region First Team selection ... also appeared in the 2022 National showcase hosted by PG ... two-time Preseason Underclassmen All-American Team selection.

WALK-UP SONG: Lion - Elevation Worship

2024 Game-By-Game Stats

#11 Rivers, Davis - 13 games (All games)

| Date | Opponent | Pos | AB | R | H | RBI | 2B | 3B | HR | BB | SB | CS | HBP | SAC | SF | GDP | K | PO | A | E | Avg |
|--------|----------------------|------|----|---|---|-----|----|----|----|----|----|----|-----|-----|----|-----|----|----|---|---|------|
| Feb 20 | at UT Arlington | c | 1 | 0 | 0 | 0 | 0 | 0 | 0 | 0 | 0 | 0 | 0 | 0 | 0 | 0 | 0 | 1 | 1 | 0 | .000 |
| Feb 23 | TEXAS SOUTHER | pr/c | 1 | 1 | 1 | 1 | 1 | 0 | 0 | 2 | 0 | 0 | 0 | 0 | 0 | 0 | 0 | 2 | 0 | 0 | .500 |
| Mar 01 | GARDNER-WEBB | *c | 3 | 0 | 1 | 1 | 0 | 0 | 0 | 0 | 0 | 0 | 1 | 0 | 0 | 0 | 1 | 9 | 0 | 0 | .400 |
| Mar 02 | GARDNER-WEBB | c | 2 | 1 | 1 | 3 | 0 | 0 | 1 | 0 | 0 | 0 | 0 | 0 | 0 | 0 | 1 | 4 | 0 | 0 | .429 |
| Mar 05 | at New Mexico | *c | 1 | 1 | 0 | 0 | 0 | 0 | 0 | 1 | 0 | 0 | 1 | 0 | 0 | 0 | 0 | 3 | 1 | 0 | .375 |
| Mar 08 | TEXAS | c | 2 | 0 | 1 | 2 | 1 | 0 | 0 | 0 | 0 | 0 | 0 | 0 | 0 | 0 | 1 | 4 | 1 | 0 | .400 |
| Mar 10 | TEXAS | ph | 1 | 0 | 0 | 0 | 0 | 0 | 0 | 0 | 0 | 0 | 0 | 0 | 0 | 0 | 1 | 0 | 0 | 0 | .364 |
| Mar 12 | NEW MEXICO ST | c | 1 | 0 | 0 | 0 | 0 | 0 | 0 | 0 | 0 | 0 | 0 | 0 | 0 | 0 | 1 | 5 | 0 | 0 | .333 |
| Mar 19 | ABILENE CHRISTI | *c | 4 | 0 | 2 | 1 | 1 | 0 | 0 | 0 | 0 | 0 | 0 | 0 | 0 | 0 | 2 | 7 | 0 | 0 | .375 |
| Apr 02 | STANFORD | ph | 1 | 0 | 1 | 0 | 0 | 0 | 0 | 0 | 0 | 0 | 0 | 0 | 0 | 0 | 0 | 0 | 0 | 0 | .412 |
| Apr 10 | at Abilene Christian | ph | 1 | 0 | 0 | 0 | 0 | 0 | 0 | 0 | 0 | 0 | 0 | 0 | 0 | 0 | 1 | 0 | 0 | 0 | .389 |
| Apr 19 | WEST VIRGINIA | ph/d | 4 | 1 | 1 | 2 | 0 | 0 | 0 | 0 | 0 | 0 | 0 | 0 | 0 | 0 | 2 | 0 | 0 | 0 | .364 |
| Apr 23 | NEW MEXICO | ph | 1 | 0 | 0 | 0 | 0 | 0 | 0 | 0 | 0 | 0 | 0 | 0 | 0 | 0 | 1 | 0 | 0 | 0 | .348 |
| Totals | | 3gs | 23 | 4 | 8 | 10 | 3 | 0 | 1 | 3 | 0 | 0 | 2 | 0 | 0 | 0 | 11 | 35 | 3 | 0 | .348 |

On base pct. .464 • Slugging pct. .609



12

CADE MCGEE

INFIELDER/RIGHT-HAND PITCHER

Junior | 3rd Yr. (1st at Tech) | R/R | 6-1 | 195

Tucson, Ariz./Salpointe Catholic (Gonzaga)

CAREER HIGHS (AT GONZAGA/TECH)

Hits: 4, vs. Ohio State, 2/24/2023
 Doubles: 3, three times: 2/24/2023 vs. Ohio State, 5/26/2022 vs. LMU, 4/18/2022 at Oregon State
 Triples: N/A
 Home runs: 1, 18 times
 RBI: 4, vs. Ohio State, 2/24/2023
 Runs scored: 4, vs. Ohio State, 2/24/2023
 Walks: 3, three times, last vs. Gardner-Webb, Mar. 2, 2024

Innings Pitched: 4.2, vs. California, 2/21/2022
 Strikeouts: 6, vs. California, 2/21/2022
 Walks Allowed: 2, vs. Oregon, 3/22/2022
 Batters Faced: 19, vs. California, 2/21/2022

PERSONAL: Born in Tucson, Ariz. on January 12, 2003... son of Deborah and Michael McGee... brother to Connor McGee (23)... majoring in university studies

NOTES: Transferred to Texas Tech from Gonzaga ... Earned Freshman All-America honors in 2022 ... Named the 2022 WCC Freshman of the Year ... hit 10 home runs with 15 doubles ... Limited to just 20 games in 2024 due to injury... hit six home runs in just 75 at-bats ... Also had six home runs and four doubles.

WALK-UP SONG: Get Silly - V.I.C.

2024 Game-By-Game Stats

#12 McGee, Cade - 42 games (All games)

| Date | Opponent | Pos | AB | R | H | RBI | 2B | 3B | HR | BB | SB | CS | HBP | SAC | SF | GDP | K | PO | A | E | Avg | |
|--------|----------------------|------|------|-----|----|-----|----|----|----|----|----|----|-----|-----|----|-----|---|----|----|----|------|------|
| Feb 16 | vs Tennessee | *3b | 2 | 1 | 0 | 0 | 0 | 0 | 0 | 1 | 0 | 0 | 0 | 0 | 0 | 0 | 1 | 1 | 1 | 0 | .000 | |
| Feb 17 | vs Nebraska | *3b | 4 | 0 | 0 | 1 | 0 | 0 | 0 | 0 | 0 | 0 | 0 | 0 | 1 | 0 | 2 | 2 | 5 | 0 | .000 | |
| Feb 18 | vs Oregon | *3b | 0 | 3 | 0 | 0 | 0 | 0 | 0 | 3 | 0 | 0 | 2 | 0 | 0 | 0 | 0 | 1 | 0 | 1 | .000 | |
| Feb 20 | at UT Arlington | *3b | 5 | 1 | 1 | 0 | 0 | 0 | 0 | 0 | 0 | 0 | 0 | 0 | 0 | 0 | 1 | 0 | 2 | 0 | .091 | |
| Feb 21 | vs Oregon State | *3b | 4 | 0 | 2 | 0 | 1 | 0 | 0 | 1 | 0 | 0 | 0 | 0 | 0 | 0 | 1 | 1 | 4 | 0 | .200 | |
| Feb 23 | TEXAS SOUTHER | *3b | 1 | 0 | 0 | 1 | 0 | 0 | 0 | 2 | 0 | 0 | 0 | 0 | 1 | 0 | 1 | 0 | 1 | 0 | .188 | |
| Feb 24 | TEXAS SOUTHER | *3b | 2 | 2 | 1 | 1 | 0 | 0 | 0 | 1 | 0 | 0 | 1 | 0 | 0 | 0 | 0 | 3 | 1 | 1 | .222 | |
| Feb 25 | TEXAS SOUTHER | *3b | 3 | 1 | 1 | 1 | 0 | 0 | 0 | 1 | 0 | 0 | 1 | 0 | 0 | 0 | 0 | 0 | 1 | 0 | .238 | |
| Mar 01 | GARDNER-WEBB | *3b | 3 | 3 | 2 | 1 | 0 | 0 | 1 | 1 | 0 | 0 | 1 | 0 | 0 | 1 | 0 | 0 | 2 | 0 | .292 | |
| Mar 02 | GARDNER-WEBB | *3b | 2 | 3 | 1 | 1 | 1 | 0 | 0 | 3 | 0 | 0 | 3 | 0 | 0 | 0 | 0 | 1 | 2 | 0 | .308 | |
| Mar 03 | GARDNER-WEBB | *3b | 3 | 1 | 1 | 1 | 0 | 0 | 0 | 2 | 0 | 0 | 0 | 0 | 0 | 0 | 0 | 0 | 2 | 0 | .310 | |
| Mar 05 | at New Mexico | *3b | 4 | 3 | 2 | 1 | 0 | 0 | 0 | 0 | 0 | 0 | 1 | 0 | 0 | 0 | 0 | 0 | 3 | 0 | .333 | |
| Mar 08 | TEXAS | *3b | 2 | 0 | 1 | 0 | 1 | 0 | 0 | 1 | 0 | 0 | 0 | 0 | 0 | 0 | 1 | 1 | 1 | 0 | .343 | |
| Mar 09 | TEXAS | *3b | 3 | 0 | 0 | 0 | 0 | 0 | 0 | 1 | 0 | 0 | 1 | 0 | 0 | 0 | 0 | 0 | 0 | 1 | .316 | |
| Mar 10 | TEXAS | *3b | 4 | 2 | 1 | 2 | 0 | 0 | 1 | 0 | 0 | 1 | 0 | 0 | 0 | 0 | 0 | 0 | 1 | 3 | .310 | |
| Mar 12 | NEW MEXICO ST | *3b | 3 | 1 | 1 | 0 | 0 | 0 | 0 | 1 | 0 | 0 | 1 | 0 | 0 | 0 | 1 | 0 | 0 | 0 | .311 | |
| Mar 13 | NEW MEXICO ST | *3b | 3 | 0 | 0 | 1 | 0 | 0 | 0 | 1 | 0 | 0 | 1 | 0 | 0 | 2 | 0 | 0 | 4 | 0 | .292 | |
| Mar 15 | at Baylor | *3b | 3 | 0 | 1 | 1 | 0 | 0 | 0 | 0 | 0 | 0 | 1 | 0 | 0 | 0 | 0 | 2 | 0 | 0 | .294 | |
| Mar 16 | at Baylor | *3b | 4 | 0 | 0 | 0 | 0 | 0 | 0 | 0 | 0 | 0 | 0 | 0 | 0 | 0 | 1 | 1 | 0 | 0 | .273 | |
| Mar 17 | at Baylor | *3b | 3 | 1 | 1 | 0 | 0 | 0 | 0 | 0 | 0 | 0 | 1 | 0 | 0 | 0 | 1 | 0 | 1 | 0 | .276 | |
| Mar 19 | ABILENE CHRISTI | *3b | 4 | 2 | 2 | 3 | 0 | 0 | 1 | 1 | 0 | 0 | 0 | 0 | 0 | 0 | 0 | 0 | 1 | 0 | .290 | |
| Mar 21 | BYU | *3b | 4 | 0 | 1 | 0 | 0 | 0 | 0 | 0 | 0 | 0 | 0 | 0 | 0 | 0 | 1 | 0 | 0 | 0 | .288 | |
| Mar 22 | BYU | *3b | 4 | 0 | 2 | 2 | 2 | 0 | 0 | 0 | 0 | 0 | 0 | 0 | 0 | 0 | 2 | 1 | 2 | 0 | .300 | |
| Mar 23 | BYU | *3b | 3 | 1 | 1 | 1 | 0 | 0 | 1 | 2 | 0 | 0 | 0 | 0 | 0 | 0 | 0 | 0 | 3 | 0 | .301 | |
| Mar 26 | STEPHEN F. AUS | *3b | 3 | 1 | 0 | 0 | 0 | 0 | 0 | 1 | 0 | 0 | 1 | 0 | 0 | 0 | 0 | 0 | 3 | 0 | .289 | |
| Mar 28 | at UCF | *3b | 5 | 0 | 1 | 1 | 1 | 0 | 0 | 0 | 0 | 0 | 0 | 0 | 0 | 0 | 1 | 2 | 2 | 0 | .284 | |
| Mar 29 | at UCF | *3b | 4 | 0 | 0 | 0 | 0 | 0 | 0 | 0 | 0 | 0 | 0 | 0 | 0 | 0 | 0 | 1 | 5 | 0 | .271 | |
| Mar 30 | at UCF | *3b | 3 | 0 | 0 | 0 | 0 | 0 | 0 | 0 | 0 | 0 | 1 | 0 | 0 | 0 | 1 | 1 | 1 | 1 | .261 | |
| Apr 01 | STANFORD | *3b | 4 | 1 | 0 | 0 | 0 | 0 | 0 | 1 | 0 | 0 | 0 | 0 | 0 | 0 | 2 | 1 | 2 | 0 | .250 | |
| Apr 02 | STANFORD | ph/3 | 1 | 0 | 0 | 0 | 0 | 0 | 0 | 0 | 0 | 0 | 0 | 0 | 0 | 0 | 0 | 1 | 0 | 0 | .247 | |
| Apr 05 | HOUSTON | *3b | 3 | 1 | 1 | 2 | 1 | 0 | 0 | 1 | 0 | 0 | 1 | 0 | 0 | 0 | 0 | 0 | 3 | 0 | .250 | |
| Apr 07 | HOUSTON | *3b | 3 | 1 | 1 | 1 | 0 | 0 | 0 | 1 | 0 | 0 | 1 | 0 | 0 | 0 | 0 | 1 | 1 | 0 | .253 | |
| Apr 10 | at Abilene Christian | *3b | 2 | 4 | 2 | 3 | 0 | 0 | 2 | 3 | 0 | 0 | 0 | 0 | 0 | 0 | 0 | 0 | 1 | 0 | .267 | |
| Apr 12 | at TCU | *3b | 5 | 1 | 3 | 1 | 1 | 0 | 0 | 0 | 0 | 0 | 0 | 0 | 0 | 0 | 1 | 3 | 0 | 0 | .283 | |
| Apr 13 | at TCU | *3b | 3 | 0 | 1 | 2 | 1 | 0 | 0 | 1 | 0 | 0 | 0 | 0 | 0 | 0 | 2 | 2 | 2 | 0 | .284 | |
| Apr 14 | at TCU | *3b | 3 | 0 | 1 | 0 | 0 | 0 | 0 | 1 | 0 | 0 | 0 | 0 | 0 | 0 | 0 | 0 | 2 | 0 | .286 | |
| Apr 16 | at Arkansas | *3b | 4 | 1 | 1 | 2 | 0 | 0 | 1 | 0 | 0 | 0 | 1 | 0 | 0 | 0 | 2 | 1 | 5 | 1 | .284 | |
| Apr 17 | at Arkansas | *3b | 4 | 1 | 2 | 2 | 0 | 0 | 1 | 0 | 0 | 0 | 0 | 0 | 0 | 0 | 1 | 1 | 2 | 0 | .292 | |
| Apr 19 | WEST VIRGINIA | *3b | 4 | 0 | 2 | 3 | 0 | 0 | 0 | 0 | 0 | 0 | 1 | 0 | 0 | 0 | 0 | 1 | 0 | 0 | .298 | |
| Apr 21 | WEST VIRGINIA-1 | *3b | 4 | 2 | 2 | 1 | 0 | 0 | 1 | 0 | 0 | 0 | 0 | 0 | 0 | 0 | 1 | 1 | 2 | 0 | .305 | |
| Apr 21 | WEST VIRGINIA-2 | *3b | 4 | 1 | 1 | 1 | 0 | 0 | 1 | 0 | 0 | 0 | 0 | 0 | 0 | 0 | 1 | 0 | 0 | 0 | .303 | |
| Apr 23 | NEW MEXICO | *3b | 4 | 0 | 1 | 1 | 1 | 0 | 0 | 0 | 0 | 0 | 0 | 0 | 1 | 0 | 0 | 3 | 0 | 0 | .301 | |
| Totals | | | 41gs | 136 | 39 | 41 | 38 | 10 | 0 | 10 | 31 | 0 | 0 | 21 | 0 | 2 | 4 | 25 | 31 | 73 | 5 | .301 |

On base pct. .489 • Slugging pct. .596



13

GAVIN KASH

LEFT-HANDED PITCHER

Sophomore | 2nd Yr. | R/L | 6-2 | 215

Rancho Santa Margarita, CA | Trabuco Hills HS

CAREER HIGHS

Hits: 5, twice, vs. Gardner-Webb, Mar. 2, 2024, Air Force, Mar 01, 2023

Doubles: 2, Western Illinois, Feb 25, 2023

Triples: 1, Gonzaga, Feb 19, 2023 ; Gonzaga, Feb 20, 2023 ; at Texas, Mar 26, 2023

Home runs: 2, 4 times

Total bases: 12, Western Illinois, Feb 25, 2023

RBI: 6, three times

Runs scored: 4, Western Illinois, Feb 25, 2023 ; TCU, Mar 31, 2023

Walks: 3, Kansas, May 20, 2023

Hit by pitch: 1, at Texas, Mar 26, 2023

PERSONAL: Born in Irvine, California ... son of Joseph and Dyan Molina ... brother to Logan Molina ... Finance major.**NOTES:** Named to Big 12 All-Freshman Team in 2022 ... made nine starts as a true freshman ... was third in the starting rotation over the first seven weeks while eighth start was a midweek on May 3 and ninth was the opening game of the Big 12 tournament (carried a no-hitter through 6.1 IP in the postseason start) ... moved into a bullpen role in early April, owned a 1.96 ERA out of the pen in 11 relief appearances over 18.1 innings of work.**WARM-UP SONG:** Cash War - Gunna

2024 Game-By-Game Stats

#13 Kash, Gavin - 40 games (All games)

| Date | Opponent | Pos | AB | R | H | RBI | 2B | 3B | HR | BB | SB | CS | HBP | SAC | SF | GDP | K | PO | A | E | Avg |
|--------|----------------------|------|-----|----|----|-----|----|----|----|----|----|----|-----|-----|----|-----|-----|----|---|---|------|
| Feb 16 | vs Tennessee | *1b | 4 | 0 | 0 | 0 | 0 | 0 | 0 | 0 | 0 | 0 | 0 | 0 | 0 | 0 | 3 | 2 | 1 | 0 | .000 |
| Feb 17 | vs Nebraska | *1b | 4 | 0 | 0 | 1 | 0 | 0 | 0 | 1 | 0 | 0 | 0 | 0 | 0 | 0 | 2 | 11 | 0 | 0 | .000 |
| Feb 18 | vs Oregon | *1b | 5 | 0 | 1 | 1 | 0 | 0 | 0 | 0 | 0 | 0 | 0 | 0 | 0 | 0 | 2 | 3 | 1 | 0 | .077 |
| Feb 20 | at UT Arlington | *1b | 5 | 2 | 2 | 2 | 0 | 0 | 1 | 1 | 1 | 0 | 0 | 0 | 0 | 0 | 0 | 6 | 0 | 0 | .167 |
| Feb 21 | vs Oregon State | *1b | 4 | 0 | 0 | 1 | 0 | 0 | 0 | 0 | 0 | 0 | 0 | 0 | 1 | 2 | 2 | 7 | 1 | 0 | .136 |
| Feb 24 | TEXAS SOUTHER | *1b | 5 | 2 | 2 | 2 | 0 | 0 | 1 | 1 | 0 | 0 | 0 | 0 | 0 | 0 | 0 | 7 | 0 | 0 | .185 |
| Mar 01 | GARDNER-WEBB | *dh | 4 | 2 | 1 | 0 | 0 | 0 | 2 | 0 | 0 | 0 | 0 | 0 | 0 | 0 | 1 | 0 | 0 | 0 | .194 |
| Mar 02 | GARDNER-WEBB | *1b | 8 | 3 | 5 | 6 | 4 | 0 | 1 | 0 | 0 | 0 | 0 | 0 | 0 | 0 | 1 | 5 | 0 | 0 | .282 |
| Mar 03 | GARDNER-WEBB | *1b | 3 | 2 | 1 | 0 | 0 | 0 | 2 | 0 | 0 | 0 | 0 | 0 | 0 | 0 | 1 | 6 | 0 | 0 | .286 |
| Mar 05 | at New Mexico | *1b | 6 | 2 | 3 | 1 | 1 | 0 | 1 | 0 | 0 | 0 | 0 | 0 | 0 | 0 | 2 | 9 | 1 | 0 | .312 |
| Mar 08 | TEXAS | *1b | 4 | 0 | 0 | 0 | 0 | 0 | 0 | 0 | 0 | 0 | 0 | 0 | 0 | 0 | 1 | 5 | 1 | 0 | .288 |
| Mar 09 | TEXAS | *1b | 5 | 0 | 4 | 2 | 1 | 0 | 0 | 0 | 0 | 0 | 0 | 0 | 0 | 0 | 0 | 8 | 1 | 0 | .333 |
| Mar 10 | TEXAS | *1b | 5 | 1 | 1 | 1 | 0 | 0 | 1 | 0 | 0 | 0 | 0 | 0 | 0 | 0 | 1 | 9 | 2 | 1 | .323 |
| Mar 12 | NEW MEXICO ST | *1b | 4 | 2 | 2 | 0 | 1 | 0 | 0 | 1 | 0 | 0 | 0 | 0 | 0 | 0 | 0 | 4 | 0 | 0 | .333 |
| Mar 13 | NEW MEXICO ST | *1b | 4 | 2 | 1 | 0 | 0 | 0 | 1 | 0 | 0 | 0 | 0 | 0 | 0 | 0 | 0 | 9 | 1 | 0 | .329 |
| Mar 15 | at Baylor | *1b | 5 | 0 | 1 | 0 | 0 | 0 | 0 | 0 | 0 | 0 | 0 | 0 | 0 | 0 | 1 | 4 | 1 | 0 | .320 |
| Mar 16 | at Baylor | *1b | 3 | 0 | 0 | 1 | 0 | 0 | 0 | 1 | 0 | 0 | 0 | 0 | 1 | 0 | 1 | 7 | 0 | 0 | .308 |
| Mar 17 | at Baylor | *1b | 4 | 0 | 1 | 0 | 0 | 0 | 0 | 0 | 0 | 0 | 0 | 0 | 0 | 0 | 0 | 7 | 3 | 0 | .305 |
| Mar 19 | ABILENE CHRISTI | *1b | 2 | 1 | 1 | 1 | 0 | 0 | 0 | 2 | 0 | 0 | 0 | 0 | 1 | 0 | 0 | 6 | 0 | 0 | .310 |
| Mar 21 | BYU | *1b | 4 | 0 | 0 | 0 | 0 | 0 | 0 | 0 | 0 | 0 | 0 | 0 | 0 | 0 | 1 | 6 | 0 | 0 | .295 |
| Mar 22 | BYU | *1b | 4 | 0 | 1 | 0 | 0 | 0 | 0 | 0 | 0 | 0 | 0 | 0 | 0 | 0 | 1 | 9 | 0 | 1 | .293 |
| Mar 23 | BYU | *1b | 5 | 1 | 2 | 1 | 0 | 0 | 0 | 0 | 0 | 0 | 0 | 0 | 0 | 0 | 2 | 6 | 1 | 0 | .299 |
| Mar 26 | STEPHEN F. AUS | *1b | 4 | 2 | 1 | 3 | 0 | 0 | 1 | 1 | 0 | 0 | 0 | 0 | 0 | 0 | 0 | 10 | 0 | 0 | .297 |
| Mar 28 | at UCF | *1b | 5 | 0 | 1 | 0 | 0 | 0 | 0 | 0 | 0 | 0 | 0 | 0 | 0 | 0 | 3 | 7 | 0 | 0 | .292 |
| Mar 30 | at UCF | *dh | 3 | 1 | 1 | 1 | 0 | 0 | 1 | 0 | 0 | 0 | 1 | 0 | 0 | 0 | 1 | 0 | 0 | 0 | .294 |
| Apr 01 | STANFORD | *dh | 2 | 0 | 0 | 0 | 0 | 0 | 0 | 1 | 0 | 0 | 1 | 0 | 0 | 0 | 2 | 0 | 0 | 0 | .288 |
| Apr 02 | STANFORD | *1b | 1 | 0 | 0 | 0 | 0 | 0 | 0 | 0 | 0 | 0 | 0 | 0 | 0 | 0 | 0 | 1 | 0 | 0 | .286 |
| Apr 05 | HOUSTON | *1b | 5 | 3 | 3 | 1 | 0 | 0 | 0 | 1 | 0 | 0 | 0 | 0 | 0 | 0 | 1 | 10 | 0 | 0 | .299 |
| Apr 06 | HOUSTON | *1b | 4 | 1 | 2 | 2 | 0 | 0 | 2 | 0 | 0 | 0 | 0 | 0 | 0 | 0 | 1 | 9 | 1 | 1 | .306 |
| Apr 07 | HOUSTON | *1b | 5 | 1 | 1 | 4 | 0 | 0 | 1 | 0 | 0 | 0 | 0 | 0 | 0 | 0 | 3 | 7 | 1 | 1 | .302 |
| Apr 10 | at Abilene Christian | *1b | 5 | 4 | 4 | 3 | 1 | 0 | 2 | 0 | 0 | 0 | 0 | 0 | 0 | 0 | 0 | 6 | 0 | 0 | .321 |
| Apr 12 | at TCU | *1b | 5 | 0 | 1 | 0 | 1 | 0 | 0 | 0 | 0 | 0 | 0 | 0 | 0 | 0 | 1 | 7 | 0 | 0 | .316 |
| Apr 13 | at TCU | *1b | 5 | 0 | 1 | 0 | 0 | 0 | 0 | 0 | 0 | 0 | 0 | 0 | 0 | 0 | 1 | 11 | 0 | 0 | .312 |
| Apr 14 | at TCU | *1b | 5 | 0 | 1 | 1 | 1 | 0 | 0 | 0 | 0 | 0 | 0 | 0 | 0 | 0 | 2 | 10 | 0 | 0 | .308 |
| Apr 16 | at Arkansas | *1b | 5 | 2 | 2 | 1 | 1 | 0 | 0 | 0 | 1 | 0 | 0 | 0 | 0 | 0 | 1 | 7 | 0 | 0 | .311 |
| Apr 17 | at Arkansas | *dh | 4 | 1 | 1 | 0 | 0 | 0 | 0 | 0 | 0 | 0 | 0 | 0 | 0 | 0 | 1 | 0 | 0 | 0 | .310 |
| Apr 19 | WEST VIRGINIA | *1b | 3 | 3 | 1 | 0 | 1 | 0 | 0 | 2 | 1 | 0 | 0 | 0 | 0 | 0 | 1 | 7 | 0 | 0 | .310 |
| Apr 21 | WEST VIRGINIA-1 | *1b | 5 | 1 | 4 | 3 | 3 | 0 | 0 | 0 | 0 | 0 | 0 | 0 | 0 | 0 | 1 | 7 | 0 | 0 | .325 |
| Apr 21 | WEST VIRGINIA-2 | *1b | 4 | 0 | 0 | 0 | 0 | 0 | 0 | 0 | 0 | 0 | 0 | 0 | 1 | 0 | 6 | 1 | 0 | 0 | .317 |
| Apr 23 | NEW MEXICO | *1b | 3 | 0 | 1 | 0 | 0 | 0 | 2 | 0 | 0 | 0 | 0 | 0 | 0 | 0 | 1 | 6 | 0 | 1 | .318 |
| Totals | | 39gs | 170 | 39 | 54 | 39 | 15 | 0 | 10 | 21 | 3 | 0 | 2 | 0 | 3 | 42 | 247 | 17 | 5 | | .318 |

On base pct. .393 • Slugging pct. .582



14

TRAVIS SANDERS

INFIELDER

Redshirt Freshman | 2nd Yr. | R/R | 6-1 | 185
Copperas Cove, Texas | Copperas HS

CAREER HIGHS

Hits: 3, vs. Gardner-Webb, Mar. 2, 2024
 Doubles: 3, vs. Gardner-Webb, Mar. 2, 2024
 Triples:
 Home runs:
 Total bases:
 RBI: 2, twice, vs. Gardner-Webb Mar. 2, 2024; New Mexico Mar. 5, 2024
 Runs scored: 3, vs. Gardner-Webb, Mar. 2, 2024
 Walks 1, twice, vs. Gardner-Webb, Mar. 2, 2024; vs. Gardner-Webb, Mar. 3, 2024
 Hit by pitch:

NOTES: missed all of 2023 due to injury ... rated as the No. 90 prospect in the country and the No. 6 prospect in the State of Texas ... was drafted by the Boston Red Sox in the 14th Round ... played summer and club ball for the Dallas Tigers ... two-time All-State selection at shortstop ... Offensive MVP (2022) ... three-time All-District selection ... hit .450 his senior year with 20 stolen bases and 32 runs scored ... earned a perfect 10 score from Perfect Game ... four-time PG Preseason All-American ... three-time PG National Showcase participant ... also played in the 2019 PG Underclass All-American Games ... 15U, 16U and 17U Canes American National Champion.

WALK-UP SONG: Welcome to the Show- Cody Johnson

2024 Game-By-Game Stats

#14 Sanders, Travis - 13 games (All games)

| Date | Opponent | Pos | AB | R | H | RBI | 2B | 3B | HR | BB | SB | CS | HBP | SAC | SF | GDP | K | PO | A | E | Avg |
|--------|-----------------|-------|----|----|---|-----|----|----|----|----|----|----|-----|-----|----|-----|----|----|----|---|------|
| Feb 20 | at UT Arlington | ph/2 | 1 | 0 | 0 | 0 | 0 | 0 | 0 | 0 | 0 | 0 | 0 | 0 | 0 | 0 | 1 | 0 | 0 | 0 | .000 |
| Feb 23 | TEXAS SOUTHER | pr/3b | 3 | 2 | 1 | 1 | 1 | 0 | 0 | 0 | 0 | 0 | 0 | 0 | 0 | 0 | 0 | 0 | 1 | 0 | .250 |
| Feb 24 | TEXAS SOUTHER | ph/3 | 2 | 1 | 1 | 1 | 1 | 0 | 0 | 0 | 0 | 0 | 0 | 0 | 0 | 0 | 0 | 0 | 0 | 1 | .333 |
| Mar 02 | GARDNER-WEBB | *2b | 5 | 3 | 3 | 2 | 3 | 0 | 0 | 1 | 0 | 0 | 2 | 0 | 0 | 0 | 0 | 2 | 2 | 0 | .455 |
| Mar 03 | GARDNER-WEBB | *2b | 4 | 1 | 1 | 1 | 0 | 0 | 0 | 1 | 0 | 0 | 0 | 0 | 0 | 0 | 2 | 3 | 1 | 0 | .400 |
| Mar 05 | at New Mexico | *2b | 5 | 1 | 1 | 2 | 0 | 0 | 0 | 0 | 0 | 0 | 0 | 0 | 0 | 1 | 0 | 3 | 1 | 0 | .350 |
| Mar 08 | TEXAS | 2b | 2 | 0 | 0 | 0 | 0 | 0 | 0 | 0 | 0 | 0 | 0 | 0 | 0 | 0 | 1 | 2 | 1 | 0 | .318 |
| Mar 09 | TEXAS | 2b | 0 | 0 | 0 | 0 | 0 | 0 | 0 | 0 | 0 | 0 | 0 | 0 | 0 | 0 | 0 | 0 | 1 | 0 | .318 |
| Mar 12 | NEW MEXICO ST | 2b | 1 | 0 | 0 | 0 | 0 | 0 | 0 | 0 | 0 | 0 | 0 | 0 | 0 | 0 | 1 | 0 | 1 | 0 | .304 |
| Mar 15 | at Baylor | 2b | 1 | 0 | 0 | 0 | 0 | 0 | 0 | 1 | 0 | 0 | 0 | 0 | 0 | 0 | 1 | 2 | 3 | 0 | .292 |
| Mar 16 | at Baylor | *2b | 3 | 0 | 0 | 0 | 0 | 0 | 0 | 0 | 0 | 0 | 0 | 0 | 0 | 0 | 1 | 1 | 2 | 0 | .259 |
| Mar 26 | STEPHEN F. AUS | *2b | 2 | 3 | 1 | 0 | 0 | 0 | 0 | 3 | 1 | 0 | 0 | 0 | 0 | 0 | 0 | 2 | 2 | 0 | .276 |
| Mar 28 | at UCF | *2b | 4 | 0 | 0 | 0 | 0 | 0 | 0 | 0 | 0 | 0 | 0 | 0 | 0 | 0 | 4 | 3 | 3 | 0 | .242 |
| Totals | | 6gs | 33 | 11 | 8 | 7 | 5 | 0 | 0 | 6 | 1 | 0 | 2 | 0 | 0 | 1 | 11 | 19 | 18 | 0 | .242 |

On base pct. .390 • Slugging pct. .394



15

WILL BURNS

INFIELDER

Sophomore | 2nd Yr. | R/R | 6-2 | 180

Mission Viejo, Calif./Trabuco Hills

CAREER HIGHS

Hits: 2, vs. Iowa, Mar. 10, 2023
 Doubles: 1, twice, last at Florida, Jun. 5, 2023
 Triples: 1, vs. Iowa, Mar. 10, 2023
 Home runs: 1, vs. Texas, Mar. 8, 2024
 Total bases: 4, vs. Iowa, Mar. 10, 2023
 RBI: 2, vs. Gonzaga, Feb. 19, 2023
 Runs scored: 2, three times
 Walks: 3, twice, last vs. ACU, May 9, 2023

PERSONAL: Born in Laguna Beach, Calif. ... hometown is Mission Viejo, Calif. ... son of John and Marianne Burns, and brother to John... also a quarterback on the Texas Tech Football team ... Tech was one of two programs open to a dual-sport career joining Stanford in the recruiting process ... majoring in biology.

NOTES: Versatile infielder that can play multiple positions ... Started in all four games of the Gainesville Regional ... Also serves as a walk-on QB for the football program.

WALK-UP SONG: Come and Get Your Love- Redbone

2024 Game-By-Game Stats

| Date | Opponent | Pos | AB | R | H | RBI | 2B | 3B | HR | BB | SB | CS | HBP | SAC | SF | GDP | K | PO | A | E | Avg |
|--------|----------------------|-------|----|----|---|-----|----|----|----|----|----|----|-----|-----|----|-----|----|----|---|---|------|
| Feb 17 | vs Nebraska | *of | 3 | 0 | 0 | 1 | 0 | 0 | 0 | 0 | 0 | 0 | 0 | 0 | 1 | 0 | 2 | 0 | 0 | 0 | .000 |
| Feb 23 | TEXAS SOUTHER | 2b | 2 | 1 | 0 | 0 | 0 | 0 | 0 | 0 | 0 | 0 | 1 | 0 | 0 | 0 | 0 | 1 | 3 | 0 | .000 |
| Feb 24 | TEXAS SOUTHER | ph/of | 1 | 0 | 0 | 0 | 0 | 0 | 0 | 1 | 0 | 0 | 0 | 0 | 0 | 0 | 0 | 1 | 0 | 0 | .000 |
| Mar 02 | GARDNER-WEBB | pr/of | 3 | 2 | 1 | 1 | 1 | 0 | 0 | 0 | 0 | 0 | 0 | 0 | 0 | 0 | 1 | 2 | 0 | 0 | .111 |
| Mar 05 | at New Mexico | of | 0 | 0 | 0 | 0 | 0 | 0 | 0 | 0 | 0 | 0 | 0 | 0 | 0 | 0 | 0 | 0 | 0 | 0 | .111 |
| Mar 08 | TEXAS | ph/ss | 2 | 1 | 1 | 1 | 0 | 0 | 1 | 0 | 0 | 0 | 0 | 0 | 0 | 0 | 1 | 0 | 0 | 0 | .182 |
| Mar 12 | NEW MEXICO ST | *of | 5 | 2 | 2 | 1 | 0 | 0 | 0 | 0 | 0 | 0 | 0 | 0 | 0 | 0 | 1 | 3 | 0 | 0 | .250 |
| Mar 13 | NEW MEXICO ST | *of | 5 | 1 | 3 | 1 | 0 | 0 | 0 | 0 | 0 | 0 | 0 | 0 | 0 | 0 | 1 | 2 | 0 | 1 | .333 |
| Mar 15 | at Baylor | *of | 4 | 1 | 0 | 0 | 0 | 0 | 0 | 0 | 0 | 0 | 0 | 0 | 0 | 0 | 1 | 2 | 0 | 0 | .280 |
| Mar 16 | at Baylor | *of | 2 | 0 | 0 | 0 | 0 | 0 | 0 | 0 | 0 | 0 | 0 | 0 | 0 | 0 | 2 | 1 | 0 | 0 | .259 |
| Mar 21 | BYU | ss | 0 | 0 | 0 | 0 | 0 | 0 | 0 | 0 | 0 | 0 | 0 | 0 | 0 | 0 | 0 | 0 | 0 | 0 | .259 |
| Mar 30 | at UCF | pr | 0 | 1 | 0 | 0 | 0 | 0 | 0 | 0 | 0 | 0 | 0 | 0 | 0 | 0 | 0 | 0 | 0 | 0 | .259 |
| Apr 01 | STANFORD | pr | 0 | 0 | 0 | 0 | 0 | 0 | 0 | 0 | 0 | 0 | 0 | 0 | 0 | 0 | 0 | 0 | 0 | 0 | .259 |
| Apr 06 | HOUSTON | pr | 0 | 1 | 0 | 0 | 0 | 0 | 0 | 0 | 0 | 0 | 0 | 0 | 0 | 0 | 0 | 0 | 0 | 0 | .259 |
| Apr 10 | at Abilene Christian | ph/of | 1 | 1 | 0 | 0 | 0 | 0 | 0 | 1 | 0 | 0 | 0 | 0 | 0 | 0 | 0 | 0 | 0 | 0 | .250 |
| Apr 14 | at TCU | pr | 0 | 0 | 0 | 0 | 0 | 0 | 0 | 0 | 0 | 0 | 0 | 0 | 0 | 0 | 0 | 0 | 0 | 0 | .250 |
| Apr 16 | at Arkansas | pr/of | 0 | 0 | 0 | 0 | 0 | 0 | 0 | 1 | 0 | 0 | 0 | 0 | 0 | 0 | 0 | 0 | 0 | 0 | .250 |
| Apr 17 | at Arkansas | *ss | 3 | 1 | 1 | 0 | 0 | 0 | 0 | 0 | 0 | 0 | 0 | 0 | 0 | 0 | 1 | 1 | 2 | 0 | .258 |
| Apr 19 | WEST VIRGINIA | *of | 5 | 0 | 0 | 0 | 0 | 0 | 0 | 0 | 0 | 0 | 0 | 0 | 0 | 1 | 4 | 4 | 0 | 0 | .222 |
| Apr 21 | WEST VIRGINIA-2 | pr/of | 0 | 0 | 0 | 0 | 0 | 0 | 0 | 0 | 1 | 0 | 0 | 0 | 0 | 0 | 0 | 0 | 0 | 0 | .222 |
| Totals | | 7gs | 36 | 12 | 8 | 5 | 1 | 0 | 1 | 2 | 1 | 1 | 1 | 0 | 1 | 1 | 14 | 17 | 5 | 1 | .222 |

On base pct. .275 • Slugging pct. .333



16

LANDON STRIPLING

INFIELDER

Freshman | 1st Yr. | L/R | 6-0 | 200

Lawrenceville, Ga./Parkview

CAREER HIGHS

Hits: 5, vs. Texas Southern, Feb. 23, 2024
 Doubles: 1, vs. Texas Southern, Feb. 23, 2024
 Triples:
 Home runs: 2, vs. Texas Southern, Feb. 23, 2024
 RBI: 7, vs. Texas Southern, Feb. 23, 2024
 Runs scored: 4, vs. Texas Southern, Feb. 23, 2024
 Walks 2, vs. Texas Southern, Feb. 25, 2024
 Hit by pitch:

NOTES: owned a .430 batting average senior year with 13 home runs, 52 hits, 43 runs, 45 RBIs and seven doubles... achieved senior year 1.55 ERA with 10 wins and 12 starts... assisted his team in a State Championship win in 2021... selected as All State First team, First team All-American (2023), Gwinnett County Pitcher of the Year (2022/2023), All Region team .. tabbed the No. 76 player in the Class of 2023 and was a top-25 middle infield prospect ... selected as the No. 8 player in the State of Georgia ... 2023 PG Preseason All-American and All-Region ... 2022 PG National Showcase selection ... two-time PG Preseason Underclassman All-American.

WARM-UP SONG: King Jesus Part II - KB

2024 Game-By-Game Stats

#16 Stripling, Landon - 24 games (All games)

| Date | Opponent | Pos | AB | R | H | RBI | 2B | 3B | HR | BB | SB | CS | HBP | SAC | SF | GDP | K | PO | A | E | Avg |
|--------|----------------------|------|----|----|----|-----|----|----|----|----|----|----|-----|-----|----|-----|---|----|----|---|-------|
| Feb 20 | at UT Arlington | ph | 1 | 1 | 1 | 0 | 0 | 0 | 0 | 0 | 0 | 0 | 0 | 0 | 0 | 0 | 0 | 0 | 0 | 0 | 1.000 |
| Feb 21 | vs Oregon State | *dh | 4 | 0 | 2 | 0 | 0 | 0 | 0 | 1 | 0 | 0 | 0 | 0 | 0 | 0 | 0 | 0 | 0 | 0 | .600 |
| Feb 23 | TEXAS SOUTHER | *1b | 7 | 4 | 5 | 7 | 1 | 0 | 2 | 0 | 0 | 0 | 0 | 0 | 0 | 0 | 1 | 6 | 1 | 0 | .667 |
| Feb 25 | TEXAS SOUTHER | *1b | 3 | 0 | 0 | 0 | 0 | 0 | 0 | 2 | 0 | 0 | 0 | 0 | 0 | 0 | 1 | 0 | 10 | 0 | .533 |
| Mar 01 | GARDNER-WEBB | *1b | 4 | 0 | 1 | 0 | 0 | 0 | 0 | 1 | 0 | 0 | 0 | 0 | 0 | 0 | 0 | 4 | 0 | 0 | .474 |
| Mar 08 | TEXAS | 1b | 1 | 0 | 0 | 0 | 0 | 0 | 0 | 0 | 0 | 0 | 0 | 0 | 0 | 0 | 0 | 2 | 0 | 1 | .450 |
| Mar 09 | TEXAS | *dh | 3 | 1 | 2 | 0 | 1 | 0 | 0 | 1 | 0 | 0 | 0 | 0 | 0 | 0 | 0 | 0 | 0 | 0 | .478 |
| Mar 10 | TEXAS | *dh | 2 | 0 | 1 | 1 | 0 | 0 | 0 | 1 | 0 | 0 | 1 | 0 | 0 | 0 | 0 | 0 | 0 | 0 | .480 |
| Mar 12 | NEW MEXICO ST | *dh | 4 | 1 | 1 | 0 | 0 | 0 | 0 | 1 | 0 | 0 | 0 | 0 | 0 | 0 | 0 | 0 | 0 | 0 | .448 |
| Mar 13 | NEW MEXICO ST | *dh | 3 | 1 | 0 | 0 | 0 | 0 | 0 | 1 | 0 | 0 | 0 | 0 | 0 | 0 | 1 | 0 | 0 | 0 | .406 |
| Mar 16 | at Baylor | ph/2 | 1 | 0 | 0 | 0 | 0 | 0 | 0 | 0 | 0 | 0 | 0 | 0 | 0 | 0 | 0 | 1 | 0 | 0 | .394 |
| Mar 21 | BYU | *dh | 4 | 0 | 1 | 1 | 0 | 0 | 0 | 0 | 0 | 0 | 0 | 0 | 0 | 0 | 0 | 0 | 0 | 0 | .378 |
| Mar 22 | BYU | *dh | 5 | 0 | 2 | 1 | 0 | 0 | 0 | 0 | 0 | 0 | 0 | 0 | 0 | 0 | 0 | 0 | 0 | 0 | .381 |
| Mar 23 | BYU | *dh | 4 | 0 | 0 | 0 | 0 | 0 | 0 | 1 | 0 | 0 | 0 | 0 | 0 | 0 | 1 | 0 | 0 | 0 | .348 |
| Mar 26 | STEPHEN F. AUS | *dh | 4 | 1 | 1 | 2 | 0 | 0 | 0 | 1 | 0 | 0 | 0 | 0 | 0 | 0 | 0 | 0 | 0 | 0 | .340 |
| Mar 28 | at UCF | *dh | 4 | 1 | 1 | 2 | 0 | 0 | 1 | 1 | 0 | 0 | 0 | 0 | 0 | 0 | 0 | 0 | 0 | 0 | .333 |
| Mar 29 | at UCF | *1b | 4 | 0 | 0 | 0 | 0 | 0 | 0 | 0 | 0 | 0 | 0 | 0 | 0 | 0 | 3 | 8 | 2 | 0 | .310 |
| Mar 30 | at UCF | *1b | 3 | 0 | 1 | 1 | 0 | 0 | 0 | 1 | 0 | 0 | 0 | 0 | 1 | 0 | 0 | 8 | 0 | 0 | .311 |
| Apr 01 | STANFORD | *1b | 6 | 1 | 1 | 0 | 0 | 0 | 0 | 0 | 0 | 0 | 0 | 0 | 0 | 0 | 0 | 8 | 1 | 1 | .299 |
| Apr 02 | STANFORD | *1b | 3 | 1 | 0 | 1 | 0 | 0 | 0 | 1 | 0 | 0 | 0 | 0 | 0 | 0 | 0 | 7 | 0 | 0 | .286 |
| Apr 06 | HOUSTON | 1b | 0 | 0 | 0 | 0 | 0 | 0 | 0 | 0 | 0 | 0 | 0 | 0 | 0 | 0 | 0 | 0 | 0 | 0 | .286 |
| Apr 10 | at Abilene Christian | 1b | 1 | 0 | 0 | 0 | 0 | 0 | 0 | 0 | 0 | 0 | 0 | 0 | 0 | 0 | 0 | 1 | 1 | 0 | .282 |
| Apr 17 | at Arkansas | *1b | 4 | 0 | 0 | 0 | 0 | 0 | 0 | 0 | 0 | 0 | 0 | 0 | 0 | 0 | 0 | 5 | 1 | 0 | .267 |
| Apr 23 | NEW MEXICO | *dh | 4 | 1 | 1 | 1 | 0 | 0 | 1 | 0 | 0 | 0 | 0 | 0 | 0 | 0 | 0 | 0 | 0 | 0 | .266 |
| Totals | | 19gs | 79 | 13 | 21 | 17 | 2 | 0 | 4 | 13 | 0 | 0 | 1 | 0 | 1 | 1 | 7 | 59 | 6 | 2 | .266 |

On base pct. .372 • Slugging pct. .443



17

PARKER HUTYRA

RIGHT-HANDED PITCHER

Freshman | 1st Year | R/R | 6-4 | 195

North Richland Hills, Texas | Birdville

CAREER HIGHS

Innings pitched: 2.0, vs. Gardner-Webb, Mar. 3, 2024

Walks allowed: 1, vs. Oregon State, Feb. 21, 2024

Strikeouts: 2, vs. Gardner-Webb, Mar. 3, 2024

NOTES: 2023 Dallas Morning News First-team pitcher... recorded 131 strikeouts and a 1.17 ERA through 71.2 innings his senior year... District 7-5A Pitcher of the Year ... 2023 Preseason All-American and All-Region selection ... tabbed a 2022 PG Preseason Underclassman All-American ... PG U17 and U16 All-Tournament selection ... member of the 2023 PGBA 17/18U Texas championship team and the 2022 17U WWBA South Elite championship team ... earned Most Valuable Pitcher honors at the 17U WWBA South Elite Championships.

WARM-UP SONG: La Grange - Top 22

2024 Game-By-Game Stats

| Date | Opponent | GS | IP | H | R | ER | BB | SO | 2B | 3B | HR | WP | BK | HBP | IBB | Score | W-L | Sv | ERA | NP |
|--------|-----------------|----|------|----|---|----|----|----|----|----|----|----|----|-----|-----|--------|-----|----|------|----|
| Feb 17 | vs Nebraska | | 1.0 | 2 | 0 | 0 | 0 | 1 | 0 | 0 | 0 | 0 | 0 | 0 | 0 | 6-3 | 0-0 | 1 | 0.00 | 25 |
| Feb 21 | vs Oregon State | | 1.1 | 2 | 1 | 1 | 1 | 0 | 1 | 0 | 0 | 0 | 0 | 0 | 0 | 4-10 | 0-0 | 1 | 3.86 | 25 |
| Mar 03 | GARDNER-WEBB | | 2.0 | 2 | 0 | 0 | 0 | 2 | 0 | 0 | 0 | 0 | 0 | 0 | 0 | 9-5 | 0-0 | 1 | 2.08 | 21 |
| Mar 10 | TEXAS | | 0.2 | 2 | 0 | 0 | 0 | 0 | 0 | 0 | 0 | 0 | 0 | 0 | 0 | 7-9 | 0-0 | 1 | 1.80 | 13 |
| Mar 13 | NEW MEXICO ST | | 1.1 | 3 | 0 | 0 | 0 | 2 | 0 | 0 | 0 | 0 | 0 | 0 | 0 | 9-7 | 1-0 | 1 | 1.42 | 20 |
| Mar 16 | at Baylor | | 0.2 | 0 | 0 | 0 | 1 | 2 | 0 | 0 | 0 | 0 | 0 | 0 | 0 | 1-5 | 1-0 | 1 | 1.29 | 18 |
| Mar 19 | ABILENE CHRISTI | | 2.0 | 2 | 0 | 0 | 0 | 0 | 0 | 0 | 0 | 0 | 0 | 0 | 0 | 9-4 | 2-0 | 1 | 1.00 | 28 |
| Mar 23 | BYU | | 2.0 | 0 | 0 | 0 | 0 | 4 | 0 | 0 | 0 | 0 | 0 | 0 | 0 | 10-1 | 2-0 | 1 | 0.82 | 21 |
| Mar 30 | at UCF | | 1.2 | 1 | 0 | 0 | 2 | 2 | 0 | 0 | 0 | 0 | 0 | 0 | 0 | 3-2 | 2-0 | 1 | 0.71 | 39 |
| Apr 01 | STANFORD | | 2.0 | 2 | 0 | 0 | 1 | 3 | 1 | 0 | 0 | 0 | 0 | 0 | 0 | 10-9 | 3-0 | 1 | 0.61 | 38 |
| Apr 06 | HOUSTON | | 2.2 | 2 | 0 | 0 | 0 | 3 | 0 | 0 | 0 | 0 | 0 | 0 | 0 | 15-12 | 4-0 | 1 | 0.52 | 45 |
| Apr 07 | HOUSTON | | 1.0 | 1 | 0 | 0 | 0 | 1 | 0 | 0 | 0 | 0 | 0 | 0 | 0 | 12-8 | 4-0 | 1 | 0.49 | 14 |
| Apr 14 | at TCU | | 2.0 | 1 | 0 | 0 | 0 | 2 | 0 | 0 | 0 | 0 | 0 | 0 | 0 | 3-4 | 4-0 | 1 | 0.44 | 22 |
| Apr 16 | at Arkansas | | 0.1 | 0 | 1 | 0 | 0 | 0 | 0 | 0 | 0 | 0 | 0 | 1 | 0 | 8-9 | 4-1 | 1 | 0.44 | 17 |
| Apr 21 | WEST VIRGINIA-1 | | 1.1 | 3 | 2 | 2 | 1 | 2 | 1 | 0 | 0 | 0 | 0 | 0 | 0 | 6-4 | 4-1 | 1 | 1.23 | 27 |
| Apr 23 | NEW MEXICO | | 2.0 | 1 | 1 | 1 | 2 | 2 | 0 | 0 | 1 | 0 | 0 | 0 | 0 | 3-17 | 4-1 | 1 | 1.50 | 37 |
| Totals | | 0 | 24.0 | 24 | 5 | 4 | 8 | 26 | 3 | 0 | 1 | 0 | 0 | 1 | 0 | 115-10 | 4-1 | 1 | 1.50 | - |



18

ISAIAH RHODES

RIGHT-HANDED PITCHER

Senior | 4th Yr. (First at Tech) | R/R | 6-2 | 173

McKinney, Texas | McKinney North

CAREER HIGHS (AT TEXAS TECH)

Innings pitched: 0.2, vs. No. 9 Tennessee, Feb. 16, 2024;
vs. Oregon State, Feb. 20, 2024
Walks allowed: N/A
Strikeouts: N/A
Batters faced: 2, vs. No. 9 Tennessee, Feb. 16, 2024

PERSONAL: Son of Michael and Marisol Rhodes...Born on July 2...Majoring in Accounting.

NOTES: transferred to Tech ahead of the 2024 season from Southern Miss ... Appeared in 43 games ... Struck out 23 batters in 18.2 innings in 2023 ... also had 38 strikeouts in 30.1 innings in 2022 ... Pitched in the 2022 regional against LSU

WALK-UP SONG: New Years Day - Charlie Robinson

2024 Game-By-Game Stats

#18 Rhodes, Isaiah - 10 appearances (All games)

| Date | Opponent | GS | IP | H | R | ER | BB | SO | 2B | 3B | HR | WP | BK | HBP | IBB | Score | W-L | Sv | ERA | NP |
|--------|----------------------|-----|-----|---|---|----|----|----|----|----|----|----|----|-----|-----|-------|-----|----|------|----|
| Feb 16 | vs Tennessee | 0.2 | 0 | 0 | 0 | 0 | 0 | 0 | 0 | 0 | 0 | 0 | 0 | 0 | 0 | 2-6 | 0-0 | 0 | 0.00 | 8 |
| Feb 21 | vs Oregon State | 0.2 | 0 | 1 | 1 | 3 | 0 | 0 | 0 | 0 | 0 | 1 | 0 | 0 | 0 | 4-10 | 0-0 | 0 | 6.75 | 24 |
| Mar 02 | GARDNER-WEBB | 0.1 | 0 | 0 | 0 | 0 | 0 | 0 | 0 | 0 | 0 | 0 | 0 | 0 | 0 | 29-3 | 0-0 | 0 | 5.40 | 1 |
| Mar 16 | at Baylor | 1.0 | 0 | 0 | 0 | 0 | 1 | 0 | 0 | 0 | 0 | 0 | 0 | 0 | 0 | 1-5 | 0-0 | 0 | 3.38 | 14 |
| Mar 19 | ABILENE CHRISTI | 0.1 | 0 | 1 | 1 | 1 | 0 | 0 | 0 | 0 | 0 | 0 | 0 | 0 | 0 | 9-4 | 0-0 | 0 | 6.00 | 10 |
| Apr 02 | STANFORD | 1.0 | 1 | 1 | 1 | 2 | 2 | 0 | 0 | 0 | 1 | 2 | 0 | 0 | 0 | 15-12 | 0-0 | 0 | 6.75 | 29 |
| Apr 10 | at Abilene Christian | 0.1 | 0 | 0 | 0 | 1 | 0 | 0 | 0 | 0 | 0 | 0 | 0 | 0 | 0 | 21-3 | 0-0 | 0 | 6.23 | 12 |
| Apr 16 | at Arkansas | 1.2 | 0 | 0 | 0 | 1 | 3 | 0 | 0 | 0 | 0 | 0 | 0 | 0 | 0 | 8-9 | 0-0 | 0 | 4.50 | 25 |
| Apr 17 | at Arkansas | 0.0 | 0 | 1 | 1 | 1 | 0 | 0 | 0 | 0 | 0 | 0 | 0 | 0 | 0 | 4-5 | 0-0 | 0 | 6.00 | 6 |
| Apr 23 | NEW MEXICO | 0.1 | 2 | 2 | 0 | 1 | 0 | 0 | 0 | 0 | 0 | 0 | 0 | 1 | 0 | 3-17 | 0-0 | 0 | 5.68 | 16 |
| Totals | | 0 | 6.1 | 3 | 6 | 4 | 10 | 6 | 0 | 0 | 1 | 3 | 0 | 1 | 0 | 96-74 | 0-0 | 0 | 5.68 | - |

2023 Game-By-Game Stats

| Date | Opponent | GS | IP | H | R | ER | BB | SO | 2B | 3B | HR | WP | BK | HBP | IBB | Score | W-L | Sv | ERA | NP |
|--------|---------------------|-----|------|----|----|----|----|----|----|----|----|----|----|-----|-----|--------|-----|----|-------|----|
| Feb 21 | NEW ORLEANS | 1.0 | 0 | 0 | 0 | 1 | 0 | 0 | 0 | 0 | 0 | 0 | 0 | 0 | 0 | 12-0 | 0-0 | 0 | 0.00 | 8 |
| Feb 25 | ILLINOIS | 0.1 | 1 | 1 | 1 | 1 | 0 | 1 | 1 | 0 | 0 | 0 | 0 | 2 | 0 | 14-13 | 0-0 | 0 | 6.75 | 16 |
| Mar 07 | at Ole Miss | 1.2 | 3 | 2 | 2 | 2 | 0 | 2 | 1 | 0 | 1 | 0 | 0 | 0 | 0 | 5-11 | 0-0 | 0 | 9.00 | 24 |
| Mar 19 | at Texas State | 2.0 | 2 | 2 | 2 | 3 | 4 | 0 | 0 | 0 | 0 | 0 | 0 | 0 | 1 | 5-8 | 0-1 | 0 | 9.00 | 44 |
| Mar 21 | at New Orleans | 1.2 | 0 | 0 | 0 | 1 | 1 | 0 | 0 | 0 | 0 | 1 | 0 | 0 | 0 | 3-6 | 0-1 | 0 | 6.75 | 20 |
| Apr 02 | at Troy | 2.0 | 0 | 0 | 0 | 2 | 3 | 0 | 0 | 0 | 0 | 0 | 0 | 0 | 0 | 13-3 | 1-1 | 0 | 5.19 | 35 |
| Apr 04 | SOUTHEASTERN LA. | 0.2 | 3 | 2 | 2 | 1 | 0 | 1 | 0 | 0 | 0 | 0 | 0 | 0 | 0 | 10-6 | 1-1 | 0 | 6.75 | 20 |
| Apr 11 | at Alabama | 0.1 | 3 | 4 | 4 | 2 | 0 | 1 | 0 | 0 | 0 | 0 | 0 | 0 | 0 | 0-13 | 1-1 | 0 | 10.24 | 23 |
| Apr 16 | JAMES MADISON | 1.0 | 0 | 0 | 0 | 0 | 1 | 0 | 0 | 0 | 0 | 0 | 0 | 0 | 0 | 15-2 | 1-1 | 0 | 9.28 | 11 |
| Apr 18 | at Louisiana Tech | 1.0 | 2 | 1 | 1 | 0 | 1 | 0 | 0 | 0 | 1 | 0 | 0 | 0 | 0 | 1-3 | 1-2 | 0 | 9.26 | 17 |
| Apr 23 | at Coastal Carolina | 1.2 | 3 | 3 | 3 | 1 | 1 | 2 | 0 | 0 | 0 | 0 | 0 | 0 | 0 | 15-7 | 1-2 | 0 | 10.12 | 32 |
| Apr 25 | at Tulane | 2.2 | 2 | 2 | 2 | 0 | 4 | 0 | 0 | 2 | 0 | 0 | 0 | 0 | 0 | 11-10 | 2-2 | 0 | 9.56 | 49 |
| Apr 30 | ARKANSAS STATE | 2.0 | 0 | 0 | 0 | 2 | 4 | 0 | 0 | 0 | 0 | 0 | 0 | 0 | 0 | 17-7 | 3-2 | 0 | 8.50 | 40 |
| May 19 | LOUISIANA | 0.2 | 3 | 4 | 4 | 2 | 1 | 1 | 0 | 1 | 0 | 0 | 0 | 0 | 0 | 1-10 | 3-2 | 0 | 10.12 | 29 |
| Totals | | 0 | 18.2 | 22 | 21 | 21 | 15 | 23 | 7 | 0 | 5 | 1 | 0 | 2 | 1 | 122-99 | 3-2 | 0 | 10.12 | - |

2022 Game-By-Game Stats

#9 Rhodes, Isaiah - 14 appearances (All games)

| Date | Opponent | GS | IP | H | R | ER | BB | SO | 2B | 3B | HR | WP | BK | HBP | IBB | Score | W-L | Sv | ERA | NP |
|--------|---------------------|-----|------|----|----|----|----|----|----|----|----|----|----|-----|-----|--------|-----|----|-------|----|
| Feb 21 | NEW ORLEANS | 1.0 | 0 | 0 | 0 | 1 | 0 | 0 | 0 | 0 | 0 | 0 | 0 | 0 | 0 | 12-0 | 0-0 | 0 | 0.00 | 8 |
| Feb 25 | ILLINOIS | 0.1 | 1 | 1 | 1 | 1 | 0 | 1 | 1 | 0 | 0 | 0 | 0 | 2 | 0 | 14-13 | 0-0 | 0 | 6.75 | 16 |
| Mar 07 | at Ole Miss | 1.2 | 3 | 2 | 2 | 0 | 2 | 1 | 0 | 1 | 0 | 0 | 0 | 0 | 0 | 5-11 | 0-0 | 0 | 9.00 | 24 |
| Mar 19 | at Texas State | 2.0 | 2 | 2 | 2 | 3 | 4 | 0 | 0 | 0 | 0 | 0 | 0 | 0 | 1 | 5-8 | 0-1 | 0 | 9.00 | 44 |
| Mar 21 | at New Orleans | 1.2 | 0 | 0 | 0 | 1 | 1 | 0 | 0 | 0 | 0 | 1 | 0 | 0 | 0 | 3-6 | 0-1 | 0 | 6.75 | 20 |
| Apr 02 | at Troy | 2.0 | 0 | 0 | 0 | 2 | 3 | 0 | 0 | 0 | 0 | 0 | 0 | 0 | 0 | 13-3 | 1-1 | 0 | 5.19 | 35 |
| Apr 04 | SOUTHEASTERN LA. | 0.2 | 3 | 2 | 2 | 1 | 0 | 1 | 0 | 0 | 0 | 0 | 0 | 0 | 0 | 10-6 | 1-1 | 0 | 6.75 | 20 |
| Apr 11 | at Alabama | 0.1 | 3 | 4 | 4 | 2 | 0 | 1 | 0 | 0 | 0 | 0 | 0 | 0 | 0 | 0-13 | 1-1 | 0 | 10.24 | 23 |
| Apr 16 | JAMES MADISON | 1.0 | 0 | 0 | 0 | 0 | 1 | 0 | 0 | 0 | 0 | 0 | 0 | 0 | 0 | 15-2 | 1-1 | 0 | 9.28 | 11 |
| Apr 18 | at Louisiana Tech | 1.0 | 2 | 1 | 1 | 0 | 1 | 0 | 0 | 0 | 1 | 0 | 0 | 0 | 0 | 1-3 | 1-2 | 0 | 9.26 | 17 |
| Apr 23 | at Coastal Carolina | 1.2 | 3 | 3 | 3 | 1 | 1 | 2 | 0 | 0 | 0 | 0 | 0 | 0 | 0 | 15-7 | 1-2 | 0 | 10.12 | 32 |
| Apr 25 | at Tulane | 2.2 | 2 | 2 | 2 | 0 | 4 | 0 | 0 | 2 | 0 | 0 | 0 | 0 | 0 | 11-10 | 2-2 | 0 | 9.56 | 49 |
| Apr 30 | ARKANSAS STATE | 2.0 | 0 | 0 | 0 | 2 | 4 | 0 | 0 | 0 | 0 | 0 | 0 | 0 | 0 | 17-7 | 3-2 | 0 | 8.50 | 40 |
| May 19 | LOUISIANA | 0.2 | 3 | 4 | 4 | 2 | 1 | 1 | 0 | 1 | 0 | 0 | 0 | 0 | 0 | 1-10 | 3-2 | 0 | 10.12 | 29 |
| Totals | | 0 | 18.2 | 22 | 21 | 21 | 15 | 23 | 7 | 0 | 5 | 1 | 0 | 2 | 1 | 122-99 | 3-2 | 0 | 10.12 | - |



19

JOE SOCKWELL

RIGHT-HANDED PITCHER

Freshman | 1st Year | R/R | 6-2 | 190

Austin, Texas | Westlake HS

CAREER HIGHS

Innings pitched:

Walks allowed:

Strikeouts:

Batters faced:

PERSONAL: Born in Austin, Texas on January 18, 2005 ... son of Steven and Laurel Sockwell... brother to Claire (23) and Ella (20) ... majoring in business marketing

NOTES: Attended Westlake High School and was coached by J.T. Blair... participated in summer ball with Austin Wings and Coach Howard Buschong... owned a 1.008 ERA with 41.2 innings pitched and 32 strikeouts... achieved District 26 6-A Reliever of the Year, Statesman All-Centex Third Team and Second Team All-State Writers Poll

WARM-UP SONG: In The Air Tonight - Phill Collins

2024 Game-By-Game Stats

**20****AUSTIN GREEN**

OUTFIELDER/INFIELDER

Senior | 4th Yr. (2nd at Tech) | S/R | 6-0 | 195

Diana, Texas/New Diana (Weatherford College)

CAREER HIGHS

Hits: 5, at Arkansas Apr. 16 2024

Doubles: 2, vs. UTA, Feb. 20, 2024

Triples: 2, vs. Michigan, Mar. 4, 2023

Home runs: 1, 14 times

RBI: 5, twice, vs. Arkansas, Apr. 16, 2024, vs. Oklahoma State, Mar. 19, 2023

Runs scored: 5, vs. Air Force, Mar. 1, 2023

Walks 3, four times

Hit by pitch: 2, vs. TCU, Apr. 2, 2023 000

PERSONAL: Parents are Misty and Jerry Green ... sibling to Levi and Chloe ... **CHOSE TEXAS TECH OVER:** TCU, Dallas Baptist, Texas State, and Houston.**NOTES:** Will move from 2B to RF in 2024 ... Named to the Gainesville All-Region Team ... Earned Big 12 Player and Newcomer of the Week in 2023 ... Appeared in 59 games making 58 starts ... Batted .290 for the year with 12 home runs and 57 RBIs ... hit .323 with 19 career home runs in JUCO at Weatherford College.**WARM-UP SONG:** White Horse - Chris Stapelton

2024 Game-By-Game Stats



25

OWEN WASHBURN

OUTFIELDER/RIGHT-HANDED PITCHER

Junior | 3rd Yr. | L/R | 6-1 | 200

Webster, Wisc./Webster

CAREER HIGHS

Hits: 3, twice, vs. Texas Southern, Feb. 25, 2024; vs. Kansas, May 19, 2023
 Doubles: 1, 15 times
 Triples: 2, vs. Michigan, Mar. 4, 2023
 Home runs: 2, vs. Texas Southern, Feb. 25, 2024
 RBI: 5, twice, vs. Texas Southern, Feb. 25, 2024; vs. Oklahoma State, Mar. 19, 2023
 Runs scored: 5, vs. Air Force, Mar. 1, 2023
 Walks 3, three times, last at West Virginia, May 14, 2023
 Hit by pitch: 2, vs. TCU, Apr. 2, 2023 000

PERSONAL: Parents are Misty and Jerry Green ... sibling to Levi and Chloe ... **CHOSE TEXAS TECH OVER:** TCU, Dallas Baptist, Texas State, and Houston.

NOTES: Played in 75 career games entering 2024 ... hit 10 home runs with 60 RBIs over that span ... Limited to just 18 games in 2023 due to a season-ending injury ... 2022 All-Big 12 Honorable Mention and All-Freshman Team selection ...

WARM-UP SONG: Camouflage - Brad Paisley

2024 Game-By-Game Stats

#25 Washburn, Owen - 32 games (All games)

| Date | Opponent | Pos | AB | R | H | RBI | 2B | 3B | HR | BB | SB | CS | HBP | SAC | SF | GDP | K | PO | A | E | Avg | |
|--------|----------------------|-----|------|----|----|-----|----|----|----|----|----|----|-----|-----|----|-----|---|----|----|---|------|------|
| Feb 16 | vs Tennessee | *dh | 3 | 1 | 2 | 0 | 0 | 0 | 0 | 0 | 0 | 0 | 0 | 0 | 0 | 0 | 1 | 0 | 0 | 0 | .667 | |
| Feb 17 | vs Nebraska | *of | 4 | 1 | 2 | 0 | 0 | 0 | 0 | 0 | 0 | 0 | 0 | 0 | 0 | 0 | 1 | 1 | 0 | 0 | .571 | |
| Feb 18 | vs Oregon | *dh | 5 | 1 | 2 | 0 | 0 | 0 | 0 | 0 | 0 | 0 | 0 | 0 | 0 | 0 | 2 | 0 | 0 | 0 | .500 | |
| Feb 20 | at UT Arlington | *dh | 4 | 1 | 2 | 1 | 0 | 0 | 0 | 0 | 0 | 0 | 0 | 0 | 0 | 0 | 0 | 0 | 0 | 0 | .500 | |
| Feb 21 | vs Oregon State | *of | 5 | 0 | 0 | 0 | 0 | 0 | 0 | 0 | 0 | 0 | 0 | 0 | 0 | 0 | 1 | 4 | 0 | 0 | .381 | |
| Feb 23 | TEXAS SOUTHER | *dh | 2 | 2 | 0 | 1 | 0 | 0 | 0 | 2 | 0 | 0 | 0 | 0 | 0 | 0 | 0 | 0 | 0 | 0 | .348 | |
| Feb 25 | TEXAS SOUTHER | *of | 3 | 2 | 3 | 5 | 0 | 0 | 2 | 2 | 0 | 0 | 0 | 0 | 0 | 0 | 0 | 0 | 0 | 0 | .423 | |
| Mar 01 | GARDNER-WEBB | *of | 4 | 3 | 2 | 2 | 1 | 0 | 1 | 1 | 0 | 0 | 0 | 0 | 0 | 0 | 1 | 2 | 0 | 0 | .433 | |
| Mar 02 | GARDNER-WEBB | *dh | 4 | 1 | 0 | 0 | 0 | 0 | 0 | 1 | 0 | 0 | 0 | 0 | 0 | 0 | 2 | 0 | 0 | 0 | .382 | |
| Mar 03 | GARDNER-WEBB | *of | 3 | 1 | 1 | 0 | 0 | 0 | 0 | 2 | 0 | 0 | 0 | 0 | 0 | 0 | 0 | 2 | 0 | 0 | .378 | |
| Mar 05 | at New Mexico | *dh | 2 | 0 | 0 | 0 | 0 | 0 | 0 | 1 | 0 | 0 | 0 | 0 | 0 | 0 | 1 | 0 | 0 | 0 | .359 | |
| Mar 08 | TEXAS | *of | 5 | 1 | 1 | 0 | 0 | 0 | 0 | 0 | 0 | 0 | 0 | 0 | 0 | 0 | 1 | 2 | 0 | 0 | .341 | |
| Mar 09 | TEXAS | *of | 5 | 0 | 1 | 0 | 0 | 0 | 0 | 0 | 0 | 0 | 0 | 0 | 0 | 0 | 1 | 2 | 0 | 0 | .327 | |
| Mar 12 | NEW MEXICO ST | of | 1 | 0 | 0 | 0 | 0 | 0 | 0 | 0 | 0 | 0 | 0 | 0 | 0 | 0 | 0 | 0 | 0 | 0 | .320 | |
| Mar 13 | NEW MEXICO ST | of | 0 | 0 | 0 | 0 | 0 | 0 | 0 | 0 | 0 | 0 | 0 | 0 | 0 | 0 | 0 | 2 | 0 | 0 | .320 | |
| Mar 16 | at Baylor | ph | 1 | 0 | 0 | 0 | 0 | 0 | 0 | 0 | 0 | 0 | 0 | 0 | 0 | 0 | 1 | 0 | 0 | 0 | .314 | |
| Mar 21 | BYU | ph | 1 | 0 | 0 | 0 | 0 | 0 | 0 | 0 | 0 | 0 | 0 | 0 | 0 | 0 | 1 | 0 | 0 | 0 | .308 | |
| Mar 26 | STEPHEN F. AUS | ph | 1 | 1 | 1 | 3 | 0 | 0 | 1 | 0 | 0 | 0 | 0 | 0 | 0 | 0 | 0 | 0 | 0 | 0 | .321 | |
| Mar 29 | at UCF | *of | 4 | 1 | 1 | 0 | 1 | 0 | 0 | 0 | 0 | 0 | 0 | 0 | 0 | 0 | 2 | 2 | 2 | 0 | .316 | |
| Mar 30 | at UCF | *of | 4 | 0 | 0 | 0 | 0 | 0 | 0 | 0 | 0 | 0 | 0 | 0 | 0 | 1 | 1 | 2 | 0 | 0 | .295 | |
| Apr 01 | STANFORD | *of | 5 | 1 | 1 | 1 | 0 | 0 | 1 | 0 | 0 | 0 | 0 | 0 | 0 | 1 | 2 | 1 | 0 | 0 | .288 | |
| Apr 02 | STANFORD | *dh | 5 | 2 | 3 | 2 | 1 | 1 | 0 | 0 | 0 | 0 | 0 | 0 | 0 | 0 | 2 | 0 | 0 | 0 | .310 | |
| Apr 05 | HOUSTON | *dh | 3 | 1 | 2 | 1 | 1 | 0 | 0 | 1 | 0 | 0 | 1 | 0 | 0 | 1 | 0 | 0 | 0 | 0 | .324 | |
| Apr 06 | HOUSTON | *of | 3 | 1 | 0 | 0 | 0 | 0 | 0 | 2 | 0 | 0 | 0 | 0 | 0 | 0 | 2 | 4 | 1 | 0 | .312 | |
| Apr 07 | HOUSTON | *dh | 3 | 0 | 0 | 0 | 0 | 0 | 0 | 2 | 0 | 0 | 0 | 0 | 0 | 1 | 0 | 0 | 0 | 0 | .300 | |
| Apr 10 | at Abilene Christian | *dh | 2 | 3 | 1 | 0 | 0 | 0 | 0 | 2 | 0 | 0 | 0 | 0 | 0 | 0 | 0 | 0 | 0 | 0 | .305 | |
| Apr 12 | at TCU | *dh | 5 | 1 | 2 | 2 | 0 | 0 | 0 | 0 | 0 | 0 | 0 | 0 | 0 | 0 | 3 | 0 | 0 | 0 | .310 | |
| Apr 13 | at TCU | *dh | 4 | 1 | 1 | 0 | 0 | 0 | 0 | 0 | 0 | 0 | 0 | 0 | 0 | 0 | 0 | 0 | 0 | 0 | .308 | |
| Apr 14 | at TCU | *dh | 4 | 0 | 1 | 1 | 1 | 0 | 0 | 0 | 0 | 0 | 0 | 0 | 0 | 0 | 3 | 0 | 0 | 0 | .305 | |
| Apr 16 | at Arkansas | of | 0 | 0 | 0 | 0 | 0 | 0 | 0 | 0 | 0 | 0 | 0 | 0 | 0 | 0 | 0 | 0 | 0 | 0 | .305 | |
| Apr 17 | at Arkansas | *of | 3 | 0 | 1 | 0 | 0 | 0 | 0 | 0 | 0 | 0 | 0 | 0 | 0 | 1 | 1 | 3 | 0 | 0 | .306 | |
| Apr 19 | WEST VIRGINIA | *dh | 1 | 0 | 0 | 0 | 0 | 0 | 0 | 0 | 0 | 0 | 0 | 0 | 0 | 0 | 1 | 0 | 0 | 0 | .303 | |
| Totals | | | 26gs | 99 | 26 | 30 | 19 | 5 | 1 | 5 | 16 | 0 | 0 | 1 | 0 | 0 | 5 | 30 | 27 | 3 | 0 | .303 |

On base pct. .405 • Slugging pct. .525



26 DYLAN MAXCEY

CATCHER
 Sophomore | 2nd Yr. | R/R | 5-9 | 165
 Friendswood, Texas/Friendswood HS

CAREER HIGHS

Hits: 3, twice, vs. Texas Southern, Feb. 24, 2024; vs. Oklahoma, May 19, 2023
 Doubles: 2, twice, last vs. Oklahoma, May 25, 2023
 Triples: 1, vs. Western Illinois, Feb. 25, 2023
 Home runs: 1, six times
 RBI: 6, vs. Baylor, Apr. 22, 2023
 Runs scored: 3, vs. Western Illinois, Feb. 25, 2023
 Walks 2, twice last vs .Kansas, May 19, 2023

PERSONAL: Born in Clear Lake, Texas ... parents are Lori Maxcey and Doug Maxcey, and brother to Justin Maxcey ... Justin currently pitches at Prairie View A&M ... degree plan is to major in Sports Management.

NOTES: Made 27 starts behind the dish ... Threw out six would-be base stealer's on the season ... Became just the second Red Raider to record three extra-base hits in the Big 12 Tournament ... Was high school teammates with current Red Raider Jacob Rogers ... helped lead Friendswood to its first state championship appearance in school history

WARM-UP SONG: Good Time - Alan Jackson

2024 Game-By-Game Stats

| Date | Opponent | Pos | AB | R | H | RBI | 2B | 3B | HR | BB | SB | CS | HBP | SAC | SF | GDP | K | PO | A | E | Avg |
|--------|----------------------|------|----|----|----|-----|----|----|----|----|----|----|-----|-----|----|-----|---|-----|----|---|------|
| Feb 21 | vs Oregon State | pr/c | 0 | 0 | 0 | 0 | 0 | 0 | 0 | 0 | 0 | 0 | 0 | 0 | 0 | 0 | 0 | 2 | 0 | 0 | .000 |
| Feb 24 | TEXAS SOUTHER | *c | 5 | 2 | 3 | 2 | 0 | 0 | 1 | 0 | 0 | 0 | 0 | 0 | 0 | 1 | 0 | 5 | 2 | 0 | .600 |
| Feb 25 | TEXAS SOUTHER | c | 1 | 1 | 0 | 0 | 0 | 0 | 0 | 0 | 0 | 0 | 0 | 0 | 0 | 0 | 0 | 2 | 0 | 0 | .500 |
| Mar 01 | GARDNER-WEBB | c | 1 | 0 | 0 | 0 | 0 | 0 | 0 | 0 | 0 | 0 | 0 | 0 | 0 | 0 | 1 | 7 | 0 | 0 | .429 |
| Mar 02 | GARDNER-WEBB | *c | 3 | 1 | 1 | 2 | 0 | 0 | 0 | 2 | 1 | 0 | 0 | 0 | 0 | 0 | 0 | 2 | 0 | 0 | .400 |
| Mar 03 | GARDNER-WEBB | *c | 4 | 0 | 1 | 0 | 0 | 0 | 0 | 0 | 0 | 0 | 0 | 0 | 0 | 1 | 0 | 9 | 1 | 0 | .357 |
| Mar 05 | at New Mexico | ph/c | 2 | 1 | 1 | 3 | 1 | 0 | 0 | 0 | 0 | 0 | 0 | 0 | 0 | 0 | 0 | 4 | 0 | 0 | .375 |
| Mar 08 | TEXAS | *c | 3 | 1 | 0 | 0 | 0 | 0 | 0 | 0 | 0 | 0 | 0 | 0 | 0 | 0 | 1 | 4 | 0 | 0 | .316 |
| Mar 09 | TEXAS | *c | 4 | 2 | 3 | 4 | 0 | 0 | 1 | 0 | 0 | 0 | 0 | 0 | 0 | 0 | 0 | 10 | 0 | 0 | .391 |
| Mar 10 | TEXAS | *c | 3 | 0 | 1 | 0 | 0 | 0 | 0 | 1 | 1 | 0 | 0 | 0 | 0 | 0 | 0 | 6 | 2 | 0 | .385 |
| Mar 12 | NEW MEXICO ST | *c | 4 | 1 | 2 | 1 | 0 | 0 | 0 | 0 | 0 | 0 | 0 | 0 | 0 | 0 | 0 | 7 | 0 | 0 | .400 |
| Mar 13 | NEW MEXICO ST | *c | 4 | 2 | 2 | 2 | 1 | 0 | 1 | 0 | 0 | 0 | 0 | 0 | 0 | 0 | 2 | 8 | 0 | 0 | .412 |
| Mar 15 | at Baylor | *c | 3 | 0 | 1 | 1 | 1 | 0 | 0 | 1 | 0 | 0 | 0 | 0 | 0 | 0 | 0 | 9 | 0 | 0 | .405 |
| Mar 16 | at Baylor | *c | 3 | 0 | 0 | 0 | 0 | 0 | 0 | 0 | 0 | 0 | 0 | 0 | 0 | 0 | 2 | 10 | 2 | 0 | .375 |
| Mar 17 | at Baylor | *c | 3 | 0 | 1 | 0 | 0 | 0 | 0 | 0 | 0 | 0 | 1 | 0 | 0 | 0 | 0 | 6 | 2 | 0 | .372 |
| Mar 19 | ABILENE CHRISTI | c | 1 | 0 | 0 | 0 | 0 | 0 | 0 | 0 | 0 | 0 | 0 | 0 | 0 | 0 | 0 | 4 | 0 | 0 | .364 |
| Mar 22 | BYU | *c | 4 | 1 | 3 | 1 | 1 | 0 | 0 | 0 | 0 | 0 | 0 | 0 | 0 | 0 | 0 | 9 | 1 | 0 | .396 |
| Mar 26 | STEPHEN F. AUS | c | 1 | 1 | 1 | 1 | 1 | 0 | 0 | 0 | 0 | 0 | 0 | 0 | 0 | 0 | 0 | 1 | 0 | 0 | .408 |
| Mar 29 | at UCF | *c | 3 | 0 | 0 | 0 | 0 | 0 | 0 | 0 | 0 | 0 | 0 | 0 | 0 | 0 | 0 | 6 | 0 | 0 | .385 |
| Apr 02 | STANFORD | *c | 5 | 1 | 1 | 3 | 0 | 0 | 1 | 0 | 0 | 0 | 0 | 0 | 0 | 0 | 1 | 8 | 0 | 0 | .368 |
| Apr 06 | HOUSTON | *c | 5 | 2 | 2 | 1 | 0 | 0 | 0 | 0 | 0 | 0 | 0 | 0 | 0 | 0 | 1 | 6 | 1 | 1 | .371 |
| Apr 10 | at Abilene Christian | c | 1 | 0 | 0 | 0 | 0 | 0 | 0 | 0 | 0 | 0 | 0 | 0 | 0 | 0 | 0 | 2 | 2 | 0 | .365 |
| Apr 16 | at Arkansas | *c | 4 | 0 | 2 | 1 | 0 | 0 | 0 | 1 | 0 | 0 | 0 | 0 | 0 | 0 | 1 | 6 | 1 | 0 | .373 |
| Apr 21 | WEST VIRGINIA-1 | *c | 4 | 1 | 2 | 1 | 0 | 0 | 0 | 0 | 0 | 0 | 0 | 0 | 0 | 0 | 0 | 9 | 1 | 0 | .380 |
| Totals | | 17gs | 71 | 17 | 27 | 23 | 5 | 0 | 4 | 4 | 3 | 0 | 1 | 0 | 0 | 2 | 9 | 142 | 15 | 1 | .380 |

On base pct. .421 • Slugging pct. .620



28 TABER FAST

LEFT-HANDED PITCHER/UTILITY
 Sophomore | 2nd Yr. | L/L | 6-1 | 205
 Chehalis, Wash./Olympia HS

CAREER HIGHS

Hits: 1, at West Virginia, May 13, 2023
 Doubles: 1, at West Virginia, May, 13, 2023
 Triples: N/A
 Home runs: N/A
 RBI: N/A
 Runs scored: N/A
 Walks: N/A

Innings Pitched: 6.0 IP, vs. GCU, Apr. 18, 2023
 Strikeouts: 4, vs. GCU, Apr. 18, 2023
 Walks Allowed: 6, vs. Oklahoma, May 25, 2023
 Batters Faced: 25, vs. GCU, Apr. 18, 2023

PERSONAL: Born in Chehalis, Wash. ... son of Brycen Fast and Kami Fast ... brother to Alyx ... grandfather, Darcy Fast, pitched in the majors in 1968 with the Chicago Cubs ... father played on the George Fox University baseball team under Pat Casey ... sister played on the Minot State Women's basketball team ... majoring in University Studies.

NOTES: Saw action in 34.1 innings, and took seven at-bats ... recorded his lone hit of the season, a double, at WVU ... tossed a gem in the Red Raiders 6-1 win over Grand Canyon allowing just one run and two hits in six innings pitched to earn his first career victory.

WARM-UP SONG: Fight for Your Right - Beastie Boys

2024 Game-By-Game Stats

#28 Fast, Taber - 5 appearances (All games)

| Date | Opponent | GS | IP | H | R | ER | BB | SO | 2B | 3B | HR | WP | BK | HBP | IBB | Score | W-L | Sv | ERA | NP |
|--------|-----------------|----|-----|----|---|----|----|----|----|----|----|----|----|-----|-----|-------|-----|----|------|----|
| Feb 21 | vs Oregon State | | 1.0 | 1 | 0 | 0 | 0 | 0 | 0 | 0 | 0 | 0 | 0 | 0 | 0 | 4-10 | 0-0 | 0 | 0.00 | 12 |
| Feb 23 | TEXAS SOUTHER | | 1.0 | 0 | 0 | 0 | 0 | 1 | 0 | 0 | 0 | 0 | 0 | 0 | 0 | 32-5 | 0-0 | 0 | 0.00 | 8 |
| Mar 02 | GARDNER-WEBB | | 1.0 | 0 | 0 | 0 | 0 | 1 | 0 | 0 | 0 | 0 | 0 | 0 | 0 | 29-3 | 0-0 | 0 | 0.00 | 9 |
| Mar 05 | at New Mexico | * | 2.1 | 6 | 5 | 5 | 1 | 2 | 2 | 0 | 0 | 0 | 0 | 1 | 0 | 11-8 | 0-0 | 0 | 8.44 | 63 |
| Mar 13 | NEW MEXICO ST | * | 2.2 | 7 | 3 | 3 | 0 | 3 | 2 | 0 | 1 | 1 | 0 | 0 | 0 | 9-7 | 0-0 | 0 | 9.00 | 51 |
| Totals | | 2 | 8.0 | 14 | 8 | 8 | 1 | 7 | 4 | 0 | 1 | 1 | 0 | 1 | 0 | 85-33 | 0-0 | 0 | 9.00 | - |



30 COLE KAASE

RIGHT-HANDED PITCHER

Freshman | 1st Yr. | R/R | 6-3 | 225

Katy, Texas/Katy

CAREER HIGHS

Innings pitched: 1.0, three times
 Walks allowed: 1, vs. Texas Southern, Feb. 24, 2024
 Strikeouts: 2, three times

PERSONAL: Born in Katy, Texas on June 10, 2004 ... son of Ty and Vicky Kaase ... brother to Maddison (15) ... majoring in business

NOTES: Attended Katy High School and was coached by West Hearn ... owned a 1.27 ERA with 75 strikeouts ... achieved First Team All-District for pitching and hitting ... Tabbed a top-40 prospect in the State of Texas and the No. 11 RHP ... 2023 PG Preseason All-American and All-Region selection .

WARM-UP SONG: Swag Surfin' - Fast Life Yungstaz

2024 Game-By-Game Stats

#30 Kaase, Cole - 11 appearances (All games)

| Date | Opponent | GS | IP | H | R | ER | BB | SO | 2B | 3B | HR | WP | BK | HBP | IBB | Score | W-L | Sv | ERA | NP |
|--------|-----------------|----|------|---|---|----|----|----|----|----|----|----|----|-----|-----|--------|-----|----|------|----|
| Feb 20 | at UT Arlington | | 1.0 | 0 | 0 | 0 | 0 | 2 | 0 | 0 | 0 | 0 | 0 | 0 | 0 | 13-1 | 0-0 | 0 | 0.00 | 15 |
| Feb 24 | TEXAS SOUTHER | | 1.0 | 1 | 0 | 0 | 1 | 2 | 0 | 0 | 0 | 0 | 1 | 1 | 0 | 20-4 | 0-0 | 0 | 0.00 | 26 |
| Mar 08 | TEXAS | | 1.0 | 1 | 2 | 2 | 3 | 2 | 0 | 0 | 0 | 0 | 0 | 1 | 0 | 8-22 | 0-0 | 0 | 6.00 | 37 |
| Mar 12 | NEW MEXICO ST | | 1.2 | 1 | 0 | 0 | 2 | 4 | 0 | 0 | 0 | 0 | 0 | 0 | 0 | 13-7 | 0-0 | 0 | 3.86 | 47 |
| Mar 19 | ABILENE CHRISTI | | 2.0 | 0 | 0 | 0 | 0 | 3 | 0 | 0 | 0 | 0 | 0 | 0 | 0 | 9-4 | 0-0 | 0 | 2.70 | 30 |
| Mar 26 | STEPHEN F. AUS | | 0.1 | 0 | 0 | 0 | 0 | 0 | 0 | 0 | 0 | 0 | 0 | 0 | 0 | 16-4 | 0-0 | 0 | 2.57 | 3 |
| Mar 30 | at UCF | | 1.0 | 0 | 0 | 0 | 0 | 0 | 0 | 0 | 0 | 0 | 0 | 0 | 0 | 3-2 | 0-0 | 1 | 2.25 | 13 |
| Apr 02 | STANFORD | | 1.0 | 2 | 2 | 2 | 1 | 1 | 0 | 0 | 1 | 1 | 0 | 0 | 0 | 15-12 | 0-0 | 1 | 4.00 | 23 |
| Apr 07 | HOUSTON | | 0.0 | 1 | 1 | 1 | 1 | 0 | 0 | 0 | 1 | 0 | 0 | 0 | 0 | 12-8 | 0-0 | 1 | 5.00 | 8 |
| Apr 17 | at Arkansas | | 0.2 | 0 | 0 | 0 | 0 | 1 | 0 | 0 | 0 | 0 | 0 | 1 | 0 | 4-5 | 0-0 | 1 | 4.66 | 12 |
| Apr 23 | NEW MEXICO | | 0.2 | 1 | 1 | 1 | 0 | 0 | 0 | 0 | 0 | 0 | 0 | 0 | 0 | 3-17 | 0-0 | 1 | 5.23 | 5 |
| Totals | | 0 | 10.1 | 7 | 6 | 6 | 8 | 15 | 0 | 0 | 2 | 1 | 1 | 3 | 0 | 116-86 | 0-0 | 1 | 5.23 | - |



31

DAMIAN BRAVO

OUTFIELDER/RIGHT-HANDED PITCHER

Sophomore | 2nd Year | R/R | 6-2 | 195

Haltom City, Texas | Haltom HS

CAREER HIGHS

Hits: 4, twice, vs. Texas Southern Feb. 24, 2024; Gardner-Webb, Mar. 1, 2024
 Doubles: 3, twice, vs. Texas Southern Feb. 23, 2024; vs. Oregon, Feb. 18, 2024
 Triples: N/A
 Home runs: 1, five times
 RBI: 4, three times
 Runs scored: 3, three times
 Walks: 2, twice, vs. Texas, Mar. 8, 2024; vs. Texas Southern, Feb. 25, 2024
 Innings Pitched: 1.0, six times, last vs. UF, June 4, 2023
 Strikeouts: 3, twice, last vs. Sam Houston, May 6, 2023
 Walks Allowed: 4, twice, last at UF, June 4, 2023
 Batters Faced: 7, at Florida, June 4, 2023

PERSONAL: Born in North Richland Hills, Texas ... son of Daniel Bravo ... brother to Jovan and Rodrigo Bravo ... majoring in Sport Management.

NOTES: Saw action in 22 games as hitter and made eight appearances out of the bullpen ... Had 30 at-bats and 7.1 innings pitched ... Struck out 11 batters and had three home runs ... hit his three homers on consecutive days against UTA (Mar. 15), Oklahoma State (Mar. 18, Mar. 19) ... had a career-best four RBIs in the win over UTA (Mar. 15).

WALK-UP SONG: 21 Questions - 50 Cent

2024 Game-By-Game Stats

| Date | Opponent | Pos | AB | R | H | RBI | 2B | 3B | HR | BB | SB | CS | HBP | SAC | SF | GDP | K | PO | A | E | Avg | |
|--------|----------------------|--------|------|-----|----|-----|----|----|----|----|----|----|-----|-----|----|-----|---|----|----|---|------|------|
| Feb 16 | vs Tennessee | *of | 3 | 0 | 1 | 0 | 0 | 0 | 0 | 0 | 0 | 0 | 0 | 0 | 0 | 0 | 1 | 4 | 0 | 0 | .333 | |
| Feb 17 | vs Nebraska | *of | 3 | 2 | 1 | 0 | 0 | 0 | 0 | 1 | 0 | 0 | 0 | 0 | 0 | 0 | 0 | 4 | 0 | 0 | .333 | |
| Feb 18 | vs Oregon | *of | 4 | 2 | 3 | 4 | 3 | 0 | 0 | 1 | 0 | 0 | 0 | 0 | 0 | 0 | 0 | 0 | 0 | 0 | .500 | |
| Feb 20 | at UT Arlington | *of | 4 | 1 | 1 | 1 | 1 | 0 | 0 | 1 | 0 | 0 | 0 | 0 | 0 | 0 | 1 | 3 | 0 | 0 | .429 | |
| Feb 21 | vs Oregon State | *of | 5 | 1 | 3 | 0 | 1 | 0 | 0 | 0 | 0 | 0 | 0 | 0 | 0 | 0 | 1 | 1 | 0 | 0 | .474 | |
| Feb 23 | TEXAS SOUTHER | *of | 6 | 2 | 2 | 3 | 0 | 0 | 0 | 0 | 0 | 1 | 0 | 0 | 0 | 0 | 0 | 1 | 0 | 0 | .440 | |
| Feb 24 | TEXAS SOUTHER | *of | 4 | 3 | 4 | 3 | 3 | 0 | 0 | 0 | 0 | 0 | 0 | 1 | 0 | 0 | 2 | 0 | 0 | 0 | .517 | |
| Feb 25 | TEXAS SOUTHER | *of | 3 | 3 | 2 | 2 | 0 | 0 | 1 | 2 | 0 | 0 | 0 | 0 | 0 | 0 | 1 | 0 | 0 | 0 | .531 | |
| Mar 01 | GARDNER-WEBB | *of | 5 | 2 | 4 | 4 | 1 | 0 | 0 | 0 | 0 | 0 | 0 | 0 | 0 | 0 | 1 | 0 | 0 | 0 | .568 | |
| Mar 02 | GARDNER-WEBB | *of | 4 | 3 | 3 | 2 | 1 | 0 | 0 | 1 | 0 | 0 | 0 | 0 | 0 | 0 | 1 | 1 | 0 | 0 | .585 | |
| Mar 03 | GARDNER-WEBB | *of | 3 | 1 | 1 | 3 | 0 | 0 | 0 | 0 | 0 | 1 | 0 | 0 | 0 | 0 | 2 | 0 | 0 | 0 | .568 | |
| Mar 05 | at New Mexico | *of | 4 | 2 | 2 | 1 | 2 | 0 | 0 | 0 | 0 | 1 | 0 | 0 | 0 | 0 | 4 | 0 | 1 | 0 | .562 | |
| Mar 08 | TEXAS | *of | 3 | 2 | 1 | 1 | 0 | 0 | 1 | 2 | 0 | 0 | 0 | 0 | 0 | 0 | 1 | 2 | 0 | 1 | .549 | |
| Mar 09 | TEXAS | *of | 5 | 0 | 1 | 0 | 0 | 0 | 0 | 0 | 0 | 0 | 0 | 0 | 0 | 0 | 0 | 1 | 0 | 0 | .518 | |
| Mar 10 | TEXAS | *of | 5 | 1 | 1 | 0 | 1 | 0 | 0 | 0 | 0 | 0 | 0 | 0 | 0 | 0 | 3 | 3 | 0 | 0 | .492 | |
| Mar 12 | NEW MEXICO ST | *of | 3 | 2 | 2 | 4 | 1 | 0 | 0 | 1 | 0 | 0 | 0 | 0 | 1 | 0 | 0 | 3 | 0 | 0 | .500 | |
| Mar 13 | NEW MEXICO ST | *of | 4 | 0 | 0 | 1 | 0 | 0 | 0 | 0 | 0 | 0 | 0 | 0 | 0 | 0 | 0 | 0 | 0 | 0 | .471 | |
| Mar 15 | at Baylor | *of | 3 | 0 | 1 | 0 | 0 | 0 | 0 | 1 | 0 | 0 | 0 | 0 | 0 | 0 | 1 | 1 | 0 | 0 | .465 | |
| Mar 16 | at Baylor | *of | 4 | 0 | 0 | 0 | 0 | 0 | 0 | 0 | 0 | 0 | 0 | 0 | 0 | 0 | 3 | 3 | 0 | 0 | .440 | |
| Mar 21 | BYU | ph/of | 1 | 1 | 1 | 0 | 1 | 0 | 0 | 0 | 0 | 0 | 0 | 0 | 0 | 0 | 0 | 0 | 0 | 0 | .447 | |
| Mar 22 | BYU | *of | 3 | 2 | 2 | 0 | 1 | 0 | 0 | 1 | 1 | 0 | 0 | 0 | 0 | 0 | 0 | 4 | 0 | 0 | .456 | |
| Mar 23 | BYU | *of | 5 | 1 | 2 | 1 | 0 | 0 | 0 | 0 | 0 | 0 | 0 | 0 | 0 | 0 | 1 | 2 | 0 | 0 | .452 | |
| Mar 26 | STEPHEN F. AUS | *of | 3 | 1 | 0 | 1 | 0 | 0 | 0 | 1 | 0 | 0 | 1 | 0 | 0 | 0 | 0 | 2 | 0 | 0 | .437 | |
| Mar 28 | at UCF | *of/of | 5 | 1 | 5 | 0 | 0 | 0 | 0 | 0 | 0 | 0 | 0 | 0 | 0 | 0 | 0 | 3 | 0 | 0 | .467 | |
| Mar 29 | at UCF | *of | 4 | 0 | 0 | 0 | 0 | 0 | 0 | 0 | 0 | 0 | 0 | 0 | 0 | 0 | 1 | 2 | 0 | 0 | .448 | |
| Mar 30 | at UCF | *of | 5 | 0 | 0 | 0 | 0 | 0 | 0 | 0 | 0 | 0 | 0 | 0 | 0 | 0 | 2 | 4 | 0 | 0 | .426 | |
| Apr 01 | STANFORD | *of | 5 | 3 | 3 | 0 | 0 | 0 | 0 | 1 | 0 | 0 | 0 | 0 | 0 | 0 | 0 | 2 | 0 | 0 | .434 | |
| Apr 02 | STANFORD | *of | 4 | 3 | 2 | 1 | 0 | 0 | 0 | 1 | 0 | 0 | 0 | 0 | 0 | 0 | 0 | 1 | 0 | 0 | .436 | |
| Apr 05 | HOUSTON | *of | 4 | 2 | 2 | 3 | 1 | 0 | 1 | 0 | 0 | 0 | 0 | 0 | 1 | 1 | 0 | 1 | 0 | 0 | .439 | |
| Apr 06 | HOUSTON | *of | 5 | 2 | 4 | 4 | 2 | 0 | 1 | 1 | 0 | 0 | 0 | 0 | 0 | 0 | 0 | 3 | 0 | 0 | .454 | |
| Apr 07 | HOUSTON | *of/of | 5 | 2 | 2 | 0 | 0 | 0 | 0 | 0 | 0 | 0 | 0 | 0 | 0 | 0 | 3 | 2 | 0 | 0 | .452 | |
| Apr 10 | at Abilene Christian | *of | 3 | 0 | 2 | 1 | 0 | 0 | 0 | 1 | 0 | 0 | 0 | 0 | 0 | 0 | 1 | 0 | 0 | 0 | .457 | |
| Apr 12 | at TCU | *of | 5 | 0 | 0 | 0 | 0 | 0 | 0 | 0 | 0 | 0 | 0 | 0 | 0 | 0 | 5 | 3 | 0 | 0 | .439 | |
| Apr 13 | at TCU | *of | 5 | 0 | 0 | 0 | 0 | 0 | 0 | 0 | 0 | 0 | 0 | 0 | 0 | 0 | 2 | 0 | 0 | 0 | .423 | |
| Apr 14 | at TCU | *of | 1 | 0 | 0 | 0 | 0 | 0 | 0 | 0 | 0 | 0 | 0 | 0 | 0 | 0 | 1 | 0 | 0 | 0 | .420 | |
| Apr 21 | WEST VIRGINIA-1 | *of | 4 | 1 | 2 | 0 | 0 | 0 | 0 | 0 | 0 | 0 | 0 | 0 | 0 | 0 | 1 | 3 | 0 | 0 | .423 | |
| Apr 21 | WEST VIRGINIA-2 | *of/of | 3 | 1 | 1 | 0 | 0 | 0 | 0 | 0 | 0 | 0 | 0 | 0 | 0 | 0 | 0 | 1 | 0 | 0 | .421 | |
| Apr 23 | NEW MEXICO | *of | 3 | 1 | 1 | 0 | 1 | 0 | 0 | 1 | 0 | 0 | 0 | 0 | 0 | 0 | 3 | 0 | 0 | 0 | .419 | |
| Totals | | | 37gs | 148 | 48 | 62 | 40 | 20 | 0 | 4 | 17 | 1 | 0 | 4 | 0 | 4 | 1 | 30 | 72 | 0 | 4 | .419 |

On base pct. .480 • Slugging pct. .635



32

TRENDAN PARISH

2024 TEXAS TECH BASEBALL

**RIGHT-HANDED PITCHER**

Junior | 3rd Yr. | R/R | 6-0 | 175

Pooleville, Texas/Southwest Christian

CAREER HIGHS

Innings pitched: 6.0, vs North Dakota State, Apr. 8, 2023
 Walks allowed: 5 vs, West Virginia, Apr. 24, 2023
 Strikeouts: 9, at Kansas State, Apr. 29, 2023
 Batters faced: 25, vs. North Dakota State, Apr. 8, 2023

PERSONAL:

Born in Weatherford, Texas ... son of Rene and Todd ... brother of Trevor and Tripp ... Explore Business & Industry major.

NOTES:

Verstille righty that has made 36 career appearances and 10 starts ... has struck out 83 batters in 85.1 innings ... Went 3-2 in 16 appearances in 2023 ... Struck out a career-best 50 batters in 2023.

WARM-UP SONG: Still Dre - Dr. Dre

2024 Game-By-Game Stats

#32 Parish, Trendan - 11 appearances (All games)

| Date | Opponent | GS | IP | H | R | ER | BB | SO | 2B | 3B | HR | WP | BK | HBP | IBB | Score | W-L | Sv | ERA | NP |
|--------|-----------------|----|------|----|---|----|----|----|----|----|----|----|----|-----|-----|--------|-----|----|------|----|
| Feb 20 | at UT Arlington | | 1.0 | 3 | 1 | 1 | 0 | 0 | 0 | 0 | 0 | 0 | 0 | 0 | 0 | 13-1 | 0-0 | 0 | 9.00 | 15 |
| Feb 23 | TEXAS SOUTHER | | 2.0 | 1 | 0 | 0 | 0 | 0 | 0 | 0 | 0 | 0 | 0 | 0 | 0 | 32-5 | 0-0 | 0 | 3.00 | 31 |
| Mar 03 | GARDNER-WEBB | | 2.2 | 1 | 0 | 0 | 1 | 3 | 0 | 0 | 0 | 0 | 0 | 0 | 0 | 9-5 | 1-0 | 0 | 1.59 | 34 |
| Mar 05 | at New Mexico | | 1.0 | 1 | 0 | 0 | 0 | 1 | 0 | 0 | 0 | 0 | 0 | 0 | 0 | 11-8 | 1-0 | 1 | 1.35 | 20 |
| Mar 10 | TEXAS | | 1.1 | 4 | 5 | 4 | 1 | 2 | 3 | 0 | 0 | 0 | 0 | 0 | 1 | 7-9 | 1-1 | 1 | 5.62 | 31 |
| Mar 13 | NEW MEXICO ST | | 0.2 | 0 | 0 | 0 | 0 | 1 | 0 | 0 | 0 | 0 | 0 | 0 | 0 | 9-7 | 1-1 | 2 | 5.19 | 7 |
| Mar 17 | at Baylor | | 1.2 | 0 | 0 | 0 | 2 | 2 | 0 | 0 | 0 | 0 | 0 | 0 | 0 | 2-7 | 1-1 | 2 | 4.35 | 30 |
| Mar 21 | BYU | | 2.2 | 4 | 3 | 3 | 2 | 4 | 0 | 0 | 1 | 0 | 0 | 1 | 1 | 5-8 | 1-1 | 2 | 5.54 | 55 |
| Mar 26 | STEPHEN F. AUS | | 3.2 | 3 | 0 | 0 | 0 | 6 | 2 | 0 | 0 | 1 | 0 | 0 | 0 | 16-4 | 2-1 | 2 | 4.32 | 46 |
| Mar 29 | at UCF | | 2.0 | 0 | 0 | 0 | 1 | 2 | 0 | 0 | 0 | 0 | 0 | 0 | 0 | 1-2 | 2-1 | 2 | 3.86 | 29 |
| Apr 01 | STANFORD | | 1.0 | 2 | 0 | 0 | 0 | 0 | 0 | 0 | 0 | 0 | 0 | 0 | 0 | 10-9 | 2-1 | 2 | 3.66 | 16 |
| Totals | | 0 | 19.2 | 19 | 9 | 8 | 7 | 21 | 5 | 0 | 1 | 1 | 0 | 1 | 2 | 115-65 | 2-1 | 2 | 3.66 | - |

2023 Game-By-Game Stats

#32 Trendan Parish - 16 appearances (All games)

| Date | Opponent | GS | IP | H | R | ER | BB | SO | 2B | 3B | HR | WP | BK | HBP | IBB | Score | W-L | Sv | ERA | NP |
|--------|------------------|----|------|----|----|----|----|----|----|----|----|----|----|-----|-----|--------|-----|----|------|----|
| Feb 20 | GONZAGA | * | 3.2 | 5 | 3 | 1 | 2 | 2 | 1 | 0 | 1 | 0 | 0 | 0 | 0 | 9-8 | 0-0 | 0 | 2.45 | 67 |
| Feb 25 | WESTERN ILLINO | | 4.0 | 4 | 1 | 1 | 2 | 3 | 0 | 0 | 1 | 0 | 0 | 1 | 0 | 6-5 | 1-0 | 0 | 2.35 | 60 |
| Mar 04 | vs Michigan | | 2.2 | 2 | 2 | 2 | 1 | 1 | 1 | 0 | 0 | 0 | 0 | 1 | 0 | 10-7 | 1-0 | 0 | 3.48 | 35 |
| Mar 07 | NEW MEXICO | | 3.0 | 2 | 1 | 1 | 1 | 1 | 0 | 0 | 1 | 0 | 0 | 0 | 0 | 6-3 | 1-0 | 0 | 3.38 | 40 |
| Mar 11 | IOWA | | 2.0 | 2 | 1 | 1 | 3 | 1 | 1 | 0 | 0 | 0 | 0 | 0 | 0 | 8-3 | 1-0 | 1 | 3.52 | 53 |
| Mar 14 | UT ARLINGTON | | 1.0 | 1 | 1 | 0 | 3 | 2 | 0 | 0 | 0 | 0 | 0 | 0 | 0 | 10-1 | 1-0 | 1 | 3.31 | 31 |
| Mar 18 | OKLAHOMA STAT | | 2.0 | 4 | 3 | 3 | 0 | 1 | 1 | 0 | 1 | 0 | 0 | 0 | 0 | 4-9 | 1-0 | 1 | 4.42 | 35 |
| Mar 26 | at Texas | | 3.0 | 3 | 2 | 2 | 1 | 4 | 0 | 0 | 2 | 0 | 0 | 0 | 0 | 8-9 | 1-0 | 1 | 4.64 | 53 |
| Apr 02 | TCU | * | 4.0 | 2 | 3 | 3 | 4 | 3 | 1 | 0 | 0 | 1 | 1 | 2 | 0 | 10-5 | 1-0 | 1 | 4.97 | 95 |
| Apr 08 | NORTH DAKOTA | * | 6.0 | 6 | 3 | 2 | 1 | 5 | 3 | 0 | 0 | 0 | 0 | 1 | 0 | 8-3 | 2-0 | 1 | 4.60 | 94 |
| Apr 15 | at Oklahoma | * | 4.0 | 5 | 5 | 4 | 4 | 2 | 1 | 0 | 1 | 0 | 0 | 0 | 0 | 9-5 | 2-0 | 1 | 5.09 | 85 |
| Apr 22 | BAYLOR-1 | * | 5.0 | 6 | 4 | 4 | 1 | 5 | 3 | 0 | 0 | 0 | 0 | 0 | 0 | 14-9 | 2-0 | 1 | 5.36 | 69 |
| Apr 29 | at Kansas State | * | 5.0 | 4 | 2 | 0 | 0 | 9 | 0 | 0 | 0 | 0 | 0 | 0 | 0 | 5-2 | 3-0 | 1 | 4.76 | 99 |
| May 06 | SAM HOUSTON | * | 5.0 | 6 | 7 | 2 | 4 | 1 | 0 | 0 | 2 | 1 | 0 | 0 | 0 | 3-9 | 3-1 | 1 | 4.65 | 85 |
| May 13 | at West Virginia | * | 3.0 | 7 | 8 | 8 | 4 | 3 | 2 | 0 | 0 | 0 | 0 | 1 | 0 | 2-17 | 3-2 | 1 | 5.74 | 81 |
| May 19 | KANSAS | * | 3.2 | 4 | 4 | 4 | 4 | 7 | 0 | 0 | 2 | 0 | 0 | 0 | 0 | 8-7 | 3-2 | 1 | 6.00 | 84 |
| Totals | | 9 | 57.0 | 63 | 50 | 38 | 35 | 50 | 14 | 0 | 11 | 2 | 1 | 6 | 0 | 120-10 | 3-2 | 1 | 6.00 | - |

2022 Game-By-Game Stats

#32 Trendan Parish - 16 appearances (All games)

| Date | Opponent | GS | IP | H | R | ER | BB | SO | 2B | 3B | HR | WP | BK | HBP | IBB | Score | W-L | Sv | ERA | NP |
|--------|------------------|----|------|----|----|----|----|----|----|----|----|----|----|-----|-----|--------|-----|----|------|----|
| Feb 20 | GONZAGA | * | 3.2 | 5 | 3 | 1 | 2 | 2 | 1 | 0 | 1 | 0 | 0 | 0 | 0 | 9-8 | 0-0 | 0 | 2.45 | 67 |
| Feb 25 | WESTERN ILLINO | | 4.0 | 4 | 1 | 1 | 2 | 3 | 0 | 0 | 1 | 0 | 0 | 1 | 0 | 6-5 | 1-0 | 0 | 2.35 | 60 |
| Mar 04 | vs Michigan | | 2.2 | 2 | 2 | 2 | 1 | 1 | 1 | 0 | 0 | 0 | 0 | 1 | 0 | 10-7 | 1-0 | 0 | 3.48 | 35 |
| Mar 07 | NEW MEXICO | | 3.0 | 2 | 1 | 1 | 1 | 1 | 0 | 0 | 1 | 0 | 0 | 0 | 0 | 6-3 | 1-0 | 0 | 3.38 | 40 |
| Mar 11 | IOWA | | 2.0 | 2 | 1 | 1 | 3 | 1 | 1 | 0 | 0 | 0 | 0 | 0 | 0 | 8-3 | 1-0 | 1 | 3.52 | 53 |
| Mar 14 | UT ARLINGTON | | 1.0 | 1 | 1 | 0 | 3 | 2 | 0 | 0 | 0 | 0 | 0 | 0 | 0 | 10-1 | 1-0 | 1 | 3.31 | 31 |
| Mar 18 | OKLAHOMA STAT | | 2.0 | 4 | 3 | 3 | 0 | 1 | 1 | 0 | 1 | 0 | 0 | 0 | 0 | 4-9 | 1-0 | 1 | 4.42 | 35 |
| Mar 26 | at Texas | | 3.0 | 3 | 2 | 2 | 1 | 4 | 0 | 0 | 2 | 0 | 0 | 0 | 0 | 8-9 | 1-0 | 1 | 4.64 | 53 |
| Apr 02 | TCU | * | 4.0 | 2 | 3 | 3 | 4 | 3 | 1 | 0 | 0 | 1 | 1 | 2 | 0 | 10-5 | 1-0 | 1 | 4.97 | 95 |
| Apr 08 | NORTH DAKOTA | * | 6.0 | 6 | 3 | 2 | 1 | 5 | 3 | 0 | 0 | 0 | 0 | 1 | 0 | 8-3 | 2-0 | 1 | 4.60 | 94 |
| Apr 15 | at Oklahoma | * | 4.0 | 5 | 5 | 4 | 4 | 2 | 1 | 0 | 1 | 0 | 0 | 0 | 0 | 9-5 | 2-0 | 1 | 5.09 | 85 |
| Apr 22 | BAYLOR-1 | * | 5.0 | 6 | 4 | 4 | 1 | 5 | 3 | 0 | 0 | 0 | 0 | 0 | 0 | 14-9 | 2-0 | 1 | 5.36 | 69 |
| Apr 29 | at Kansas State | * | 5.0 | 4 | 2 | 0 | 0 | 9 | 0 | 0 | 0 | 0 | 0 | 0 | 0 | 5-2 | 3-0 | 1 | 4.76 | 99 |
| May 06 | SAM HOUSTON | * | 5.0 | 6 | 7 | 2 | 4 | 1 | 0 | 0 | 2 | 1 | 0 | 0 | 0 | 3-9 | 3-1 | 1 | 4.65 | 85 |
| May 13 | at West Virginia | * | 3.0 | 7 | 8 | 8 | 4 | 3 | 2 | 0 | 0 | 0 | 0 | 1 | 0 | 2-17 | 3-2 | 1 | 5.74 | 81 |
| May 19 | KANSAS | * | 3.2 | 4 | 4 | 4 | 4 | 7 | 0 | 0 | 2 | 0 | 0 | 0 | 0 | 8-7 | 3-2 | 1 | 6.00 | 84 |
| Totals | | 9 | 57.0 | 63 | 50 | 38 | 35 | 50 | 14 | 0 | 11 | 2 | 1 | 6 | 0 | 120-10 | 3-2 | 1 | 6.00 | - |



33 CHANDLER COE

RIGHT-HANDED PITCHER

Freshman | 1st Yr. | R/R | 6-6 | 235

Lakeside, Conn. | Loomis Chaffee School

2024 Game-By-Game Stats

#33 Coe, Chandler - 4 appearances (All games)

| Date | Opponent | GS | IP | H | R | ER | BB | SO | 2B | 3B | HR | WP | BK | HBP | IBB | Score | W-L | Sv | ERA | NP |
|---------------|-----------------|----------|------------|----------|----------|----------|----------|----------|----------|----------|----------|----------|----------|----------|----------|--------------|------------|----------|-------------|----------|
| Feb 20 | at UT Arlington | | 1.0 | 0 | 0 | 0 | 0 | 0 | 0 | 0 | 0 | 0 | 0 | 0 | 0 | 13-1 | 0-0 | 0 | 0.00 | 11 |
| Mar 02 | GARDNER-WEBB | | 1.0 | 1 | 0 | 0 | 0 | 1 | 1 | 0 | 0 | 0 | 0 | 0 | 0 | 29-3 | 0-0 | 0 | 0.00 | 7 |
| Apr 02 | STANFORD | | 0.2 | 1 | 0 | 0 | 1 | 0 | 1 | 0 | 0 | 1 | 0 | 0 | 0 | 15-12 | 0-0 | 0 | 0.00 | 16 |
| Apr 23 | NEW MEXICO | | 0.1 | 0 | 0 | 0 | 0 | 1 | 0 | 0 | 0 | 0 | 0 | 0 | 0 | 3-17 | 0-0 | 0 | 0.00 | 5 |
| Totals | | 0 | 3.0 | 2 | 0 | 0 | 1 | 2 | 2 | 0 | 0 | 1 | 0 | 0 | 0 | 60-33 | 0-0 | 0 | 0.00 | - |



34 ZANE PETTY

RIGHT-HANDED PITCHER

Sophomore | 2nd Yr. | R/R | 6-1 | 165

Corsicana, Texas/Corsicana HS

CAREER HIGHS

Innings pitched: 5.0, three times, last vs. UF Jun. 4, 2023
 Walks allowed: 3, at Stanford, Apr. 11, 2023
 Strikeouts: 6, vs. Kansas, May 20, 2023
 Batters faced: 19, at Florida, June 4, 2023

PERSONAL: Born in Corsicana, Texas ... son of Kevin and Tracy Petty ... older brother to Tatum and Reagan Petty ... majoring in University Studies

NOTES: A former 13th Round pick of the Milwaukee Brewers ... Passed over the Brewers to sign with Texas Tech ... Tabbed the No. 74 pitcher by D1Baseball ... took the ball for five one-run innings against No. 2 Florida in the Gainesville Regional ... Was named the Most Valuable Pitcher of the NBC after not allowing a run for his final 13 innings of the summer.

WARM-UP SONG: All Along the Watchtower - Jimi Hendrix

2024 Game-By-Game Stats

#34 Petty, Zane - 6 appearances (All games)

| Date | Opponent | GS | IP | H | R | ER | BB | SO | 2B | 3B | HR | WP | BK | HBP | IBB | Score | W-L | Sv | ERA | NP |
|--------|-----------------|----|------|----|----|----|----|----|----|----|----|----|----|-----|-----|-------|-----|----|-------|----|
| Feb 17 | vs Nebraska | * | 2.0 | 1 | 2 | 2 | 4 | 1 | 0 | 0 | 0 | 0 | 0 | 0 | 0 | 6-3 | 0-0 | 0 | 9.00 | 47 |
| Feb 24 | TEXAS SOUTHER | * | 3.2 | 6 | 3 | 3 | 0 | 1 | 1 | 0 | 1 | 0 | 0 | 1 | 0 | 20-4 | 0-0 | 0 | 7.94 | 55 |
| Mar 05 | at New Mexico | | 2.0 | 1 | 1 | 1 | 2 | 2 | 1 | 0 | 0 | 1 | 0 | 0 | 0 | 11-8 | 1-0 | 0 | 7.04 | 31 |
| Mar 08 | TEXAS | | 1.1 | 4 | 5 | 5 | 1 | 1 | 2 | 0 | 1 | 0 | 0 | 0 | 0 | 8-22 | 1-0 | 0 | 11.00 | 29 |
| Mar 12 | NEW MEXICO ST | * | 6.0 | 6 | 3 | 2 | 1 | 7 | 1 | 0 | 0 | 0 | 0 | 0 | 0 | 13-7 | 2-0 | 0 | 7.80 | 93 |
| Mar 19 | ABILENE CHRISTI | * | 1.0 | 0 | 2 | 1 | 4 | 3 | 0 | 0 | 0 | 0 | 1 | 0 | 0 | 9-4 | 2-0 | 0 | 7.88 | 36 |
| Totals | | 4 | 16.0 | 18 | 16 | 14 | 12 | 15 | 5 | 0 | 2 | 1 | 1 | 1 | 0 | 67-48 | 2-0 | 0 | 7.88 | - |

2023 Game-By-Game Stats

#34 Zane Petty - 14 appearances (All games)

| Date | Opponent | GS | IP | H | R | ER | BB | SO | 2B | 3B | HR | WP | BK | HBP | IBB | Score | W-L | Sv | ERA | NP |
|--------|----------------------|----|------|----|----|----|----|----|----|----|----|----|----|-----|-----|--------|-----|----|------|----|
| Feb 18 | GONZAGA | | 1.0 | 0 | 0 | 0 | 0 | 1 | 0 | 0 | 0 | 0 | 0 | 0 | 0 | 10-3 | 0-0 | 0 | 0.00 | 13 |
| Mar 01 | AIR FORCE | | 1.0 | 2 | 1 | 1 | 2 | 1 | 0 | 0 | 0 | 0 | 0 | 0 | 0 | 18-5 | 0-0 | 0 | 4.50 | 30 |
| Mar 04 | vs Michigan | | 0.0 | 1 | 2 | 1 | 1 | 0 | 0 | 1 | 0 | 0 | 0 | 0 | 1 | 10-7 | 0-0 | 0 | 9.00 | 9 |
| Mar 14 | UT ARLINGTON | * | 5.0 | 4 | 0 | 0 | 1 | 3 | 0 | 0 | 0 | 2 | 0 | 0 | 0 | 10-1 | 1-0 | 0 | 2.57 | 71 |
| Mar 28 | at New Mexico | * | 1.0 | 7 | 6 | 5 | 1 | 1 | 1 | 0 | 1 | 0 | 0 | 0 | 0 | 10-11 | 1-0 | 0 | 7.88 | 33 |
| Apr 11 | at Stanford | * | 2.1 | 3 | 2 | 1 | 3 | 2 | 0 | 0 | 0 | 0 | 0 | 0 | 0 | 11-2 | 1-0 | 0 | 6.97 | 46 |
| Apr 19 | GRAND CANYON | * | 4.0 | 0 | 1 | 0 | 2 | 1 | 0 | 0 | 0 | 1 | 0 | 0 | 0 | 11-6 | 2-0 | 0 | 5.02 | 58 |
| Apr 25 | at Abilene Christian | * | 3.1 | 5 | 4 | 4 | 0 | 5 | 1 | 0 | 0 | 0 | 0 | 0 | 0 | 15-11 | 2-0 | 0 | 6.11 | 57 |
| Apr 30 | at Kansas State | * | 3.0 | 4 | 3 | 3 | 0 | 4 | 1 | 0 | 0 | 1 | 0 | 1 | 0 | 8-10 | 2-0 | 0 | 6.53 | 53 |
| May 09 | ABILENE CHRISTI | * | 3.0 | 5 | 3 | 2 | 1 | 3 | 1 | 0 | 0 | 0 | 0 | 0 | 0 | 13-3 | 2-0 | 0 | 6.46 | 60 |
| May 14 | at West Virginia | * | 2.0 | 2 | 1 | 1 | 1 | 0 | 1 | 0 | 0 | 0 | 0 | 0 | 0 | 3-5 | 2-0 | 0 | 6.31 | 35 |
| May 20 | KANSAS | * | 5.0 | 5 | 0 | 0 | 0 | 6 | 0 | 0 | 0 | 0 | 0 | 0 | 0 | 15-1 | 3-0 | 0 | 5.28 | 77 |
| May 27 | vs Oklahoma State | * | 2.1 | 6 | 6 | 5 | 2 | 4 | 3 | 0 | 0 | 1 | 0 | 0 | 0 | 1-8 | 3-1 | 0 | 6.27 | 60 |
| Jun 04 | at Florida | * | 5.0 | 3 | 1 | 1 | 1 | 1 | 1 | 0 | 0 | 0 | 0 | 1 | 0 | 1-7 | 3-2 | 0 | 5.68 | 61 |
| Totals | | 11 | 38.0 | 47 | 30 | 24 | 15 | 32 | 9 | 1 | 1 | 5 | 0 | 3 | 0 | 136-80 | 3-2 | 0 | 5.68 | - |



37 CARSON BAUGH

LEFT-HANDED PITCHER

Junior | 3rd Yr. | L/L | 6-1 | 175

Pottsboro, Texas/Denison (Seminole State)

CAREER HIGHS

Innings pitched: 1.0
 Walks allowed: 1, twice, vs. Stanford and vs. New Mexico
 Strikeouts: 2, at Abilene Christian
 Batters faced:

PERSONAL: Born in Denison, Texas on December 10, 2002... son of Amy and Terry Baugh... brother to Landry Baugh (13)... majoring in sports management

NOTES: Transferred after a pair of seasons at Seminole State ... Helped Seminole reach the NJCAA Super Regionals ... Threw 62.1 innings recording 61 punchouts ... also had 18 punchouts in 2022.

WARM-UP SONG: Where I come From - Alan Jackson

2024 Game-By-Game Stats

#37 Baugh, Carson - 3 appearances (All games)

| Date | Opponent | GS | IP | H | R | ER | BB | SO | 2B | 3B | HR | WP | BK | HBP | IBB | Score | W-L | Sv | ERA | NP |
|---------------|----------------------|----------|------------|----------|----------|----------|----------|----------|----------|----------|----------|----------|----------|----------|----------|--------------|------------|----------|--------------|----------|
| Apr 02 | STANFORD | | 0.0 | 2 | 3 | 3 | 1 | 0 | 0 | 0 | 1 | 0 | 0 | 0 | 0 | 15-12 | 0-0 | 0 | 999.0 | 20 |
| Apr 10 | at Abilene Christian | | 1.0 | 0 | 0 | 0 | 0 | 2 | 0 | 0 | 0 | 0 | 0 | 0 | 0 | 21-3 | 0-0 | 0 | 27.00 | 12 |
| Apr 23 | NEW MEXICO | | 0.0 | 2 | 2 | 2 | 1 | 0 | 0 | 0 | 0 | 0 | 0 | 0 | 0 | 3-17 | 0-0 | 0 | 45.00 | 11 |
| Totals | | 0 | 1.0 | 4 | 5 | 5 | 2 | 2 | 0 | 0 | 1 | 0 | 0 | 0 | 0 | 39-32 | 0-0 | 0 | 45.00 | - |



38 JACOB ROGERS

RIGH-HANDED PITCHER
 Sophomore | 2nd Yr. | R/R | 6-2 | 200
 Friendswood, Texas/Friendswood HS

CAREER HIGHS

Innings pitched: 4.0, at Oklahoma, Apr. 16, 2023
 Walks allowed: 3, vs Baylor, Apr. 22, 2023
 Strikeouts: 6, at Oklahoma, Apr. 16, 2023
 Batters faced: 17, at Oklahoma, Apr. 16, 2023

PERSONAL: Born in Friendswood, Texas ... son of Josh and Debbie Rogers ... brother to Madison Williams ... credits all success to his parents and his coaches ... majoring in Kinesiology

NOTES: Earned his first career victory against Air Force in 2023 ... three shutout innings against ACU (May 9) to earn his second and final win ... Named a Collegiate Baseball Preseason All-American in HS ... Helped lead Friendswood to a 5A UIL state championship game appearance ... teamed up with current batterymate Dylan Glaxey at Friendswood ... Named the 2023 Great

The Automated ScoreBook
 Individual Game-by-Game for Texas Tech (as of Apr. 24, 2024)

#38 Rogers, Jacob - 5 games (All games)

| Date | Opponent | Pos | AB | R | H | RBI | 2B | 3B | HR | BB | SB | CS | HBP | SAC | ST | GDP | K | PO | A | E | AVG | |
|--------|-----------------|-----|----|---|---|-----|----|----|----|----|----|----|-----|-----|----|-----|---|----|---|---|-----|------|
| Feb 21 | vs Oregon State | *p | 0 | 0 | 0 | 0 | 0 | 0 | 0 | 0 | 0 | 0 | 0 | 0 | 0 | 0 | 0 | 0 | 0 | 0 | 0 | .000 |
| Mar 10 | TEXAS | p | 0 | 0 | 0 | 0 | 0 | 0 | 0 | 0 | 0 | 0 | 0 | 0 | 0 | 0 | 0 | 0 | 0 | 0 | 0 | .000 |
| Mar 13 | NEW MEXICO ST | p | 0 | 0 | 0 | 0 | 0 | 0 | 0 | 0 | 0 | 0 | 0 | 0 | 0 | 0 | 0 | 0 | 0 | 0 | 0 | .000 |
| Mar 23 | BYU | p | 0 | 0 | 0 | 0 | 0 | 0 | 0 | 0 | 0 | 0 | 0 | 0 | 0 | 0 | 0 | 0 | 0 | 0 | 0 | .000 |
| Apr 21 | WEST VIRGINIA-2 | p | 0 | 0 | 0 | 0 | 0 | 0 | 0 | 0 | 0 | 0 | 0 | 0 | 0 | 0 | 0 | 0 | 0 | 0 | 0 | .000 |
| Totals | | 1gs | 0 | 0 | 0 | 0 | 0 | 0 | 0 | 0 | 0 | 0 | 0 | 0 | 0 | 0 | 0 | 0 | 0 | 0 | 0 | .000 |

On base pct.: .000 • Slugging pct.: .000

2024 Game-By-Game Stats

#38 Rogers, Jacob - 15 appearances (All games)

| Date | Opponent | GS | IP | H | R | ER | BB | SO | 2B | 3B | HR | WP | BK | HBP | IBB | Score | W-L | Sv | ERA | NP |
|--------|-----------------|----|------|----|----|----|----|----|----|----|----|----|----|-----|-----|--------|-----|----|-------|----|
| Feb 16 | vs Tennessee | | 0.2 | 1 | 3 | 3 | 3 | 0 | 0 | 0 | 0 | 1 | 0 | 0 | 0 | 2-6 | 0-0 | 0 | 40.50 | 34 |
| Feb 21 | vs Oregon State | * | 2.0 | 4 | 5 | 4 | 1 | 3 | 3 | 0 | 0 | 0 | 0 | 1 | 0 | 4-10 | 0-1 | 0 | 23.62 | 61 |
| Mar 02 | GARDNER-WEBB | | 1.0 | 3 | 1 | 1 | 1 | 1 | 0 | 0 | 1 | 0 | 0 | 0 | 0 | 29-3 | 0-1 | 0 | 19.64 | 18 |
| Mar 05 | at New Mexico | | 2.0 | 1 | 0 | 0 | 1 | 3 | 0 | 0 | 0 | 0 | 0 | 0 | 0 | 11-8 | 0-1 | 0 | 12.71 | 37 |
| Mar 10 | TEXAS | | 1.2 | 3 | 1 | 1 | 1 | 2 | 0 | 0 | 1 | 0 | 0 | 0 | 0 | 7-9 | 0-1 | 0 | 11.05 | 33 |
| Mar 13 | NEW MEXICO ST | | 1.2 | 3 | 1 | 1 | 0 | 1 | 0 | 0 | 0 | 0 | 0 | 1 | 0 | 9-7 | 0-1 | 0 | 10.00 | 33 |
| Mar 17 | at Baylor | | 1.0 | 0 | 0 | 0 | 2 | 1 | 0 | 0 | 0 | 0 | 0 | 0 | 0 | 2-7 | 0-1 | 0 | 9.00 | 15 |
| Mar 23 | BYU | | 3.0 | 0 | 0 | 0 | 0 | 3 | 0 | 0 | 0 | 0 | 0 | 0 | 0 | 10-1 | 1-1 | 0 | 6.92 | 39 |
| Mar 28 | at UCF | | 1.2 | 3 | 1 | 1 | 1 | 1 | 1 | 0 | 0 | 0 | 0 | 0 | 0 | 4-5 | 1-1 | 0 | 6.75 | 30 |
| Apr 01 | STANFORD | | 1.1 | 4 | 4 | 2 | 0 | 4 | 2 | 0 | 0 | 0 | 0 | 0 | 0 | 10-9 | 1-1 | 0 | 7.31 | 34 |
| Apr 05 | HOUSTON | | 2.2 | 4 | 4 | 4 | 2 | 4 | 0 | 0 | 3 | 1 | 0 | 1 | 0 | 12-9 | 1-1 | 0 | 8.20 | 58 |
| Apr 12 | at TCU | | 2.0 | 1 | 0 | 0 | 1 | 2 | 1 | 0 | 0 | 0 | 0 | 0 | 0 | 7-1 | 1-1 | 0 | 7.40 | 27 |
| Apr 16 | at Arkansas | | 1.1 | 1 | 1 | 1 | 1 | 1 | 1 | 0 | 0 | 1 | 0 | 1 | 0 | 8-9 | 1-1 | 0 | 7.36 | 32 |
| Apr 21 | WEST VIRGINIA-2 | | 1.0 | 1 | 0 | 0 | 0 | 1 | 0 | 1 | 0 | 0 | 0 | 0 | 0 | 3-1 | 1-1 | 1 | 7.04 | 14 |
| Apr 23 | NEW MEXICO | | 1.0 | 3 | 2 | 2 | 0 | 2 | 1 | 0 | 2 | 0 | 0 | 0 | 0 | 3-17 | 1-1 | 1 | 7.50 | 24 |
| Totals | | 1 | 24.0 | 32 | 23 | 20 | 14 | 29 | 9 | 1 | 7 | 3 | 0 | 4 | 0 | 121-10 | 1-1 | 1 | 7.50 | - |

2023 Game-By-Game Stats

#38 Jacob Rogers - 12 appearances (All games)

| Date | Opponent | GS | IP | H | R | ER | BB | SO | 2B | 3B | HR | WP | BK | HBP | IBB | Score | W-L | Sv | ERA | NP |
|--------|------------------|----|------|----|----|----|----|----|----|----|----|----|----|-----|-----|-------|-----|----|------|----|
| Feb 24 | WESTERN ILLINO | | 1.0 | 0 | 0 | 0 | 0 | 1 | 0 | 0 | 0 | 0 | 0 | 0 | 0 | 11-3 | 0-0 | 0 | 0.00 | 21 |
| Mar 01 | AIR FORCE | * | 3.0 | 2 | 1 | 1 | 1 | 3 | 0 | 0 | 0 | 1 | 0 | 1 | 0 | 18-5 | 1-0 | 0 | 2.25 | 51 |
| Mar 05 | vs Texas A&M | | 0.0 | 1 | 2 | 0 | 1 | 0 | 0 | 0 | 0 | 1 | 0 | 0 | 0 | 2-4 | 1-1 | 0 | 2.25 | 16 |
| Mar 10 | IOWA | | 1.0 | 2 | 2 | 2 | 2 | 2 | 0 | 0 | 0 | 0 | 0 | 1 | 0 | 17-5 | 1-1 | 0 | 5.40 | 35 |
| Apr 10 | at Stanford | * | 2.2 | 2 | 3 | 3 | 2 | 0 | 0 | 0 | 1 | 1 | 0 | 1 | 0 | 4-6 | 1-1 | 0 | 7.04 | 62 |
| Apr 16 | at Oklahoma | * | 4.0 | 4 | 4 | 4 | 1 | 6 | 1 | 0 | 2 | 0 | 0 | 0 | 0 | 2-12 | 1-2 | 0 | 7.71 | 70 |
| Apr 22 | BAYLOR-2 | * | 2.1 | 3 | 2 | 2 | 3 | 4 | 1 | 1 | 0 | 0 | 0 | 0 | 0 | 4-6 | 1-2 | 0 | 7.71 | 57 |
| May 06 | SAM HOUSTON | | 1.0 | 0 | 0 | 0 | 1 | 1 | 0 | 0 | 0 | 0 | 0 | 0 | 0 | 3-9 | 1-2 | 0 | 7.20 | 15 |
| May 09 | ABILENE CHRISTI | | 3.0 | 0 | 0 | 0 | 1 | 3 | 0 | 0 | 0 | 0 | 0 | 0 | 0 | 13-3 | 2-2 | 0 | 6.00 | 34 |
| May 14 | at West Virginia | | 1.0 | 2 | 0 | 0 | 0 | 0 | 1 | 0 | 0 | 0 | 0 | 0 | 0 | 3-5 | 2-2 | 0 | 5.68 | 9 |
| May 25 | vs Oklahoma | | 1.0 | 2 | 1 | 1 | 0 | 1 | 2 | 0 | 0 | 0 | 0 | 0 | 0 | 10-9 | 2-2 | 0 | 5.85 | 16 |
| Jun 05 | at Florida | * | 3.0 | 3 | 1 | 1 | 1 | 4 | 0 | 0 | 1 | 0 | 0 | 0 | 0 | 0-6 | 2-3 | 0 | 5.48 | 50 |
| Totals | | 5 | 23.0 | 21 | 16 | 14 | 13 | 25 | 5 | 1 | 4 | 3 | 0 | 3 | 0 | 87-73 | 2-3 | 0 | 5.48 | - |



41

BRADY TROMBELLO

RIGHT-HANDED PITCHER

Freshman | 1st Yr. | R/R | 6-2 | 180

Ridgefield, Wash./Prairie HS

CAREER HIGHS:

Innings pitched: 4.0, vs. UTA, Feb. 20, 2024

Strikeouts: 4, vs. UTA, Feb. 20, 2024

Batters faced: 16, vs. UTA, Feb. 20, 2024

PERSONAL: Born in Ridgefield, Wa. on April 13, 2005... son of Justin and Karla Trombello... brother to Jaden (20)... majoring in kinesiology

NOTES: Attended Prairie High School ... was the GSHL Pitcher of the year... Honor Roll member... pitched 30 innings while recording a .69 ERA along with 50 strikeouts ... rated as a top-500 prospect according to Perfect game and as the No. 5 pitcher in the State of Washington ... Two-Time Rawlings Underclass All-America selection ... West Region

WARM-UP SONG: Forever - Drake & Kayne West

2024 Game-By-Game Stats

#41 Trombello, Brady - 1 appearance (All games)

| Date | Opponent | GS | IP | H | R | ER | BB | SO | 2B | 3B | HR | WP | BK | HBP | IBB | Score | W-L | Sv | ERA | NP |
|---------------|-----------------|----|-----|---|---|----|----|----|----|----|----|----|----|-----|-----|-------|-----|----|------|----|
| Feb 20 | at UT Arlington | * | 4.0 | 4 | 0 | 0 | 0 | 4 | 2 | 0 | 0 | 1 | 0 | 0 | 0 | 13-1 | 1-0 | 0 | 0.00 | 50 |
| Totals | | 1 | 4.0 | 4 | 0 | 0 | 0 | 4 | 2 | 0 | 0 | 1 | 0 | 0 | 0 | 13-1 | 1-0 | 0 | 0.00 | - |



42 KYLE ROBINSON

RIGHT-HANDED PITCHER

Junior | 3rd Yr. | R/R | 6-6 | 210

Vienna, Va./George C. Marshall

CAREER HIGHS

Innings pitched: 6.0, vs. Texas A&M, Mar. 5, 2023
Strikeouts: 8, three times, last vs. Gardner-Webb, Mar. 1, 2024

PERSONAL: Born in Amery, Miss. ... son of Mark and Lynn

Robinson ... brother of Nick and Emily Robinson ... Sport Management major.

NOTES: Spent the 2023 summer with Team USA and the CNT ... A 2023 All-Big 12 Tournament selection ... Punched out a then career-best eight Ks in five scoreless innings against OSU ... pitched a 2023 best six innings out of the bullpen against Texas A&M ... made the start in Tech's 5-4 win over No. 2 Florida in regional play.

WARM-UP SONG: I Thank God - Housefires, JWLKRS Worship, and Ryan Ellis

2024 Game-By-Game Stats

#42 Robinson, Kyle - 10 appearances (All games)

| Date | Opponent | GS | IP | H | R | ER | BB | SO | 2B | 3B | HR | WP | BK | HBP | IBB | Score | W-L | Sv | ERA | NP |
|--------|-----------------|----|------|----|----|----|----|----|----|----|----|----|----|-----|-----|-------|-----|----|------|-----|
| Feb 16 | vs Tennessee | * | 3.2 | 4 | 3 | 2 | 2 | 4 | 0 | 0 | 1 | 0 | 0 | 0 | 0 | 2-6 | 0-1 | 0 | 4.91 | 83 |
| Feb 23 | TEXAS SOUTHER | * | 5.0 | 1 | 1 | 1 | 3 | 8 | 0 | 1 | 0 | 0 | 0 | 0 | 0 | 32-5 | 1-1 | 0 | 3.12 | 84 |
| Mar 01 | GARDNER-WEBB | * | 5.2 | 5 | 3 | 2 | 3 | 8 | 0 | 0 | 1 | 0 | 0 | 0 | 0 | 10-7 | 2-1 | 0 | 3.14 | 98 |
| Mar 08 | TEXAS | * | 3.2 | 11 | 11 | 11 | 3 | 3 | 3 | 0 | 2 | 0 | 0 | 0 | 0 | 8-22 | 2-2 | 0 | 8.00 | 85 |
| Mar 15 | at Baylor | * | 7.0 | 3 | 0 | 0 | 2 | 8 | 1 | 0 | 0 | 0 | 0 | 0 | 0 | 2-0 | 3-2 | 0 | 5.76 | 114 |
| Mar 22 | BYU | * | 6.0 | 5 | 1 | 0 | 0 | 5 | 2 | 0 | 0 | 1 | 0 | 1 | 0 | 4-3 | 3-2 | 0 | 4.65 | 108 |
| Mar 29 | at UCF | * | 6.0 | 5 | 2 | 2 | 3 | 3 | 0 | 0 | 0 | 1 | 0 | 0 | 0 | 1-2 | 3-3 | 0 | 4.38 | 96 |
| Apr 06 | HOUSTON | * | 4.2 | 8 | 6 | 1 | 4 | 2 | 3 | 0 | 2 | 2 | 0 | 0 | 0 | 15-12 | 3-3 | 0 | 4.10 | 120 |
| Apr 13 | at TCU | * | 6.1 | 7 | 3 | 3 | 3 | 4 | 1 | 1 | 0 | 0 | 0 | 0 | 0 | 2-4 | 3-4 | 0 | 4.12 | 99 |
| Apr 21 | WEST VIRGINIA-2 | * | 7.0 | 5 | 1 | 1 | 3 | 9 | 0 | 0 | 0 | 0 | 0 | 1 | 0 | 3-1 | 4-4 | 0 | 3.76 | 117 |
| Totals | | 10 | 55.0 | 54 | 31 | 23 | 26 | 54 | 10 | 2 | 6 | 4 | 0 | 2 | 0 | 79-62 | 4-4 | 0 | 3.76 | - |

2023 Game-By-Game Stats

#42 Kyle Robinson - 18 appearances (All games)

| Date | Opponent | GS | IP | H | R | ER | BB | SO | 2B | 3B | HR | WP | BK | HBP | IBB | Score | W-L | Sv | ERA | NP |
|--------|----------------------|----|------|----|----|----|----|----|----|----|----|----|----|-----|-----|--------|-----|----|-------|----|
| Feb 17 | GONZAGA | * | 2.0 | 5 | 4 | 3 | 1 | 1 | 0 | 1 | 1 | 0 | 0 | 0 | 0 | 8-4 | 0-0 | 0 | 13.50 | 58 |
| Feb 26 | WESTERN ILLINO | * | 4.0 | 5 | 4 | 4 | 2 | 4 | 0 | 1 | 0 | 0 | 0 | 0 | 0 | 14-8 | 0-0 | 0 | 10.50 | 75 |
| Mar 05 | vs Texas A&M | * | 6.0 | 1 | 0 | 0 | 3 | 6 | 0 | 0 | 0 | 0 | 0 | 0 | 0 | 2-4 | 0-0 | 0 | 5.25 | 79 |
| Mar 12 | IOWA | * | 3.0 | 4 | 6 | 5 | 2 | 4 | 2 | 0 | 1 | 1 | 0 | 1 | 0 | 9-10 | 0-0 | 0 | 7.20 | 58 |
| Mar 24 | at Texas | * | 0.2 | 1 | 3 | 3 | 3 | 0 | 1 | 0 | 0 | 0 | 0 | 0 | 1 | 2-6 | 0-0 | 0 | 8.62 | 20 |
| Apr 01 | TCU | * | 1.1 | 0 | 0 | 0 | 1 | 1 | 0 | 0 | 0 | 0 | 0 | 0 | 0 | 7-10 | 0-0 | 0 | 7.94 | 29 |
| Apr 08 | NORTH DAKOTA | * | 3.0 | 0 | 0 | 0 | 0 | 3 | 0 | 0 | 0 | 0 | 0 | 0 | 0 | 8-3 | 0-0 | 1 | 6.75 | 33 |
| Apr 11 | at Stanford | * | 2.0 | 0 | 0 | 0 | 0 | 2 | 0 | 0 | 0 | 0 | 0 | 0 | 0 | 11-2 | 0-0 | 1 | 6.14 | 22 |
| Apr 14 | at Oklahoma | * | 1.0 | 1 | 1 | 1 | 0 | 0 | 0 | 0 | 1 | 0 | 0 | 0 | 0 | 13-7 | 0-0 | 1 | 6.26 | 16 |
| Apr 18 | GRAND CANYON | * | 1.0 | 0 | 0 | 0 | 1 | 2 | 0 | 0 | 0 | 0 | 0 | 0 | 0 | 6-1 | 0-0 | 1 | 6.00 | 19 |
| Apr 22 | BAYLOR-2 | * | 4.2 | 7 | 3 | 3 | 1 | 4 | 1 | 0 | 0 | 0 | 0 | 0 | 0 | 4-6 | 0-1 | 1 | 5.97 | 71 |
| Apr 25 | at Abilene Christian | * | 1.0 | 2 | 2 | 2 | 0 | 0 | 1 | 0 | 0 | 0 | 0 | 0 | 0 | 15-11 | 0-1 | 1 | 6.37 | 16 |
| Apr 29 | at Kansas State | * | 2.0 | 2 | 0 | 0 | 1 | 2 | 0 | 0 | 0 | 0 | 0 | 1 | 0 | 5-2 | 0-1 | 2 | 5.97 | 48 |
| May 05 | SAM HOUSTON | * | 2.0 | 4 | 4 | 4 | 1 | 2 | 0 | 0 | 1 | 1 | 0 | 1 | 0 | 12-10 | 0-1 | 2 | 6.68 | 37 |
| May 14 | at West Virginia | * | 0.2 | 0 | 0 | 0 | 0 | 0 | 0 | 0 | 0 | 0 | 0 | 0 | 0 | 3-5 | 0-1 | 2 | 6.55 | 1 |
| May 19 | KANSAS | * | 1.0 | 1 | 0 | 0 | 0 | 2 | 0 | 0 | 0 | 0 | 0 | 0 | 0 | 8-7 | 1-1 | 2 | 6.37 | 16 |
| May 27 | vs Oklahoma State | * | 5.0 | 4 | 0 | 0 | 1 | 8 | 1 | 0 | 0 | 0 | 0 | 0 | 0 | 5-6 | 1-1 | 2 | 5.58 | 78 |
| Jun 03 | at Florida | * | 5.0 | 4 | 2 | 2 | 2 | 4 | 1 | 0 | 0 | 0 | 0 | 0 | 0 | 5-4 | 1-1 | 2 | 5.36 | 81 |
| Totals | | 5 | 45.1 | 41 | 29 | 27 | 19 | 45 | 7 | 2 | 4 | 2 | 0 | 3 | 1 | 137-10 | 1-1 | 2 | 5.36 | - |

2022 Game-By-Game Stats

#42 Kyle Robinson - 12 appearances (All games)

| Date | Opponent | GS | IP | H | R | ER | BB | SO | 2B | 3B | HR | WP | BK | HBP | IBB | Score | W-L | Sv | ERA | NP |
|--------|-----------------|----|------|----|---|----|----|----|----|----|----|----|----|-----|-----|--------|-----|----|-------|----|
| Feb 27 | KENT STATE-2 | * | 0.1 | 1 | 1 | 1 | 0 | 0 | 0 | 0 | 1 | 0 | 0 | 0 | 0 | 7-5 | 0-0 | 0 | 27.00 | 7 |
| Mar 04 | MERRIMACK | * | 1.0 | 0 | 0 | 0 | 0 | 1 | 0 | 0 | 0 | 0 | 0 | 0 | 1 | 0 | 0 | 0 | 6.75 | 9 |
| Mar 06 | MERRIMACK | * | 1.0 | 1 | 0 | 0 | 0 | 1 | 0 | 0 | 0 | 0 | 0 | 0 | 0 | 12-4 | 0-0 | 0 | 3.86 | 6 |
| Mar 13 | at Rice | * | 1.2 | 1 | 0 | 0 | 0 | 0 | 0 | 0 | 0 | 1 | 0 | 0 | 0 | 7-4 | 1-0 | 0 | 2.25 | 21 |
| Mar 19 | at IOWA | * | 1.0 | 1 | 0 | 0 | 2 | 0 | 0 | 0 | 0 | 1 | 0 | 0 | 0 | 11-3 | 1-0 | 0 | 1.80 | 19 |
| Mar 27 | TEXAS | * | 0.1 | 4 | 4 | 4 | 0 | 0 | 1 | 0 | 1 | 0 | 0 | 0 | 0 | 1-12 | 1-0 | 0 | 8.44 | 14 |
| Apr 06 | at Grand Canyon | * | 1.0 | 2 | 1 | 1 | 1 | 1 | 0 | 0 | 0 | 0 | 0 | 0 | 0 | 7-8 | 1-0 | 0 | 8.53 | 20 |
| Apr 12 | vs Oklahoma | * | 1.0 | 0 | 0 | 0 | 1 | 0 | 0 | 0 | 0 | 0 | 0 | 1 | 0 | 9-14 | 1-0 | 0 | 7.36 | 14 |
| Apr 19 | at New Mexico | * | 1.0 | 1 | 0 | 0 | 0 | 1 | 1 | 0 | 0 | 0 | 0 | 0 | 0 | 10-11 | 1-0 | 0 | 6.48 | 16 |
| Apr 26 | ABILENE CHRISTI | * | 2.0 | 2 | 0 | 0 | 1 | 3 | 0 | 0 | 0 | 0 | 0 | 0 | 0 | 5-8 | 1-0 | 0 | 5.23 | 36 |
| Apr 30 | at Baylor | * | 0.1 | 2 | 0 | 0 | 0 | 1 | 1 | 0 | 0 | 0 | 0 | 0 | 0 | 11-1 | 1-0 | 0 | 5.06 | 15 |
| May 26 | vs Oklahoma | * | 1.0 | 0 | 0 | 0 | 0 | 1 | 0 | 0 | 0 | 0 | 0 | 0 | 0 | 3-6 | 1-0 | 0 | 4.63 | 16 |
| Totals | | 0 | 11.2 | 15 | 6 | 6 | 5 | 9 | 3 | 0 | 2 | 2 | 0 | 2 | 0 | 100-77 | 1-0 | 0 | 4.63 | - |



43 BRENDAN LYSIK

LEFT-HANDED PITCHER
 Junior | 3rd Yr | L/L | 6-5 | 225
 Waldwick, N.J./St. Joseph Regional HS

CAREER HIGHS

Innings pitched: 2.1, at Florida, June 4, 2023
 Walks allowed: 3, vs. Iowa, Mar. 10, 2023
 Strikeouts: 3, at Florida, June 4, 2023; 3, vs. Oregon State, Feb. 21, 2024
 Batters faced: 8, at Florida, June 4, 2023

PERSONAL: Born in Ridgewood, N.J. ... son of mother Kellie and father Stephen ... brother of Aiden, Kaitlyn, and Ryleigh

NOTES: Appeared in 11 games in 2023, including the Regional final against Florida ... pitched 10.1 innings pitching to a 3.48 ERA.

WALK-UP SONG: Cabo - Koe Wetzel

2024 Game-By-Game Stats
#43 Lysik, Brendan - 10 appearances (All games)

| Date | Opponent | GS | IP | H | R | ER | BB | SO | 2B | 3B | HR | WP | BK | HBP | IBB | Score | W-L | Sv | ERA | NP |
|--------|-----------------|----|------|---|---|----|----|----|----|----|----|----|----|-----|-----|-------|-----|----|-------|----|
| Feb 16 | vs Tennessee | | 0.0 | 2 | 0 | 0 | 0 | 0 | 1 | 0 | 0 | 0 | 0 | 0 | 0 | 2-6 | 0-0 | 0 | 0.00 | 11 |
| Feb 21 | vs Oregon State | | 1.1 | 0 | 2 | 2 | 1 | 3 | 0 | 0 | 0 | 0 | 0 | 1 | 0 | 4-10 | 0-0 | 0 | 13.50 | 28 |
| Mar 02 | GARDNER-WEBB | | 0.2 | 1 | 1 | 1 | 2 | 2 | 1 | 0 | 0 | 0 | 0 | 0 | 0 | 29-3 | 0-0 | 0 | 13.50 | 20 |
| Mar 10 | TEXAS | | 1.1 | 1 | 0 | 0 | 0 | 0 | 0 | 0 | 0 | 0 | 0 | 0 | 0 | 7-9 | 0-0 | 0 | 8.10 | 12 |
| Mar 19 | ABILENE CHRISTI | | 1.0 | 0 | 1 | 1 | 2 | 2 | 0 | 0 | 0 | 0 | 0 | 1 | 0 | 9-4 | 0-0 | 0 | 8.31 | 26 |
| Mar 21 | BYU | | 0.1 | 0 | 0 | 0 | 0 | 1 | 0 | 0 | 0 | 0 | 0 | 0 | 0 | 5-8 | 0-0 | 0 | 7.71 | 5 |
| Mar 26 | STEPHEN F. AUS | | 0.2 | 2 | 2 | 2 | 1 | 1 | 0 | 0 | 1 | 0 | 0 | 1 | 0 | 16-4 | 0-0 | 0 | 10.12 | 23 |
| Apr 02 | STANFORD | | 1.0 | 2 | 2 | 2 | 1 | 2 | 1 | 0 | 0 | 0 | 0 | 2 | 0 | 15-12 | 0-0 | 0 | 11.37 | 30 |
| Apr 17 | at Arkansas | | 2.0 | 0 | 0 | 0 | 1 | 3 | 0 | 0 | 0 | 0 | 0 | 1 | 0 | 4-5 | 0-0 | 0 | 8.64 | 37 |
| Apr 21 | WEST VIRGINIA-1 | | 1.2 | 0 | 0 | 0 | 1 | 3 | 0 | 0 | 0 | 0 | 0 | 2 | 0 | 6-4 | 0-0 | 0 | 7.20 | 34 |
| Totals | | 0 | 10.0 | 8 | 8 | 8 | 9 | 17 | 3 | 0 | 1 | 0 | 0 | 8 | 0 | 97-65 | 0-0 | 0 | 7.20 | - |

2023 Game-By-Game Stats
#43 Brendan Lysik - 11 appearances (All games)

| Date | Opponent | GS | IP | H | R | ER | BB | SO | 2B | 3B | HR | WP | BK | HBP | IBB | Score | W-L | Sv | ERA | NP |
|--------|----------------------|----|------|---|---|----|----|----|----|----|----|----|----|-----|-----|-------|-----|----|------|----|
| Mar 01 | AIR FORCE | | 0.1 | 0 | 0 | 0 | 1 | 0 | 0 | 0 | 0 | 0 | 0 | 0 | 0 | 18-5 | 0-0 | 0 | 0.00 | 9 |
| Mar 05 | vs Texas A&M | | 1.0 | 0 | 0 | 0 | 0 | 0 | 0 | 0 | 0 | 0 | 0 | 0 | 0 | 2-4 | 0-0 | 0 | 0.00 | 12 |
| Mar 10 | IOWA | | 1.1 | 0 | 0 | 0 | 3 | 0 | 0 | 0 | 0 | 0 | 0 | 0 | 0 | 17-5 | 0-0 | 0 | 0.00 | 25 |
| Mar 17 | OKLAHOMA STAT | | 1.2 | 1 | 0 | 0 | 1 | 1 | 0 | 0 | 0 | 0 | 0 | 0 | 0 | 8-7 | 0-0 | 0 | 0.00 | 26 |
| Mar 24 | at Texas | | 0.1 | 0 | 0 | 0 | 0 | 0 | 0 | 0 | 0 | 0 | 0 | 0 | 0 | 2-6 | 0-0 | 0 | 0.00 | 6 |
| Mar 26 | at Texas | | 1.0 | 1 | 1 | 1 | 0 | 1 | 0 | 0 | 1 | 0 | 0 | 0 | 0 | 8-9 | 0-1 | 0 | 1.59 | 16 |
| Apr 25 | at Abilene Christian | | 0.1 | 0 | 0 | 0 | 1 | 0 | 0 | 0 | 0 | 0 | 0 | 0 | 0 | 15-11 | 0-1 | 0 | 1.50 | 7 |
| Apr 30 | at Kansas State | | 0.1 | 0 | 0 | 0 | 0 | 1 | 0 | 0 | 0 | 0 | 0 | 0 | 0 | 8-10 | 0-1 | 0 | 1.42 | 4 |
| May 05 | SAM HOUSTON | | 0.1 | 0 | 1 | 1 | 1 | 0 | 0 | 0 | 0 | 1 | 0 | 0 | 0 | 12-10 | 0-1 | 0 | 2.70 | 9 |
| May 27 | vs Oklahoma State | | 1.1 | 1 | 2 | 2 | 2 | 1 | 0 | 0 | 0 | 0 | 0 | 1 | 0 | 1-8 | 0-1 | 0 | 4.50 | 38 |
| Jun 04 | at Florida | | 2.1 | 0 | 0 | 0 | 1 | 3 | 0 | 0 | 0 | 0 | 0 | 0 | 0 | 1-7 | 0-1 | 0 | 3.48 | 34 |
| Totals | | 0 | 10.1 | 3 | 4 | 4 | 10 | 7 | 0 | 0 | 1 | 1 | 0 | 1 | 0 | 92-82 | 0-1 | 0 | 3.48 | - |



44 HUDSON LUCE

LEFT-HANDED PITCHER
 Redshirt Senior | 5th Season (2nd at Tech) | L/L | 6-7 | 210
 Houston, Texas/Atascocita (Temple College) (Blinn)

CAREER HIGHS

Innings pitched: 2.0, vs. ACU, Mar. 19
 Walks allowed: 2, vs. ACU, Mar. 19
 Strikeouts: 3, vs. ACU, Mar. 19

NOTES: Missed the 2023 season due to injury ... Has spent time at four different Junior Colleges: San Jacinto, Lone Star College, Blinn College and Temple College ... Has pitched just two collegiate seasons but will be out of eligibility this spring ... went 2-2 in nine starts in at Temple College ... threw 34.1 innings with a 5.24 ERA ... Had 35Ks during the 34.1 innings.

PERSONAL: Hudson Andrew Luce was born Aug. 6, 2001 in Atascocita, Texas to Tasha and Roger Luce... pursuing Construction Management Degree... enjoys fishing, hunting and snowboarding.

WARM-UP SONG: House of the Rising Sun- The Animals

2024 Game-By-Game Stats

#44 Luce, Hudson - 10 appearances (All games)

| Date | Opponent | GS | IP | H | R | ER | BB | SO | 2B | 3B | HR | WP | BK | HBP | IBB | Score | W-L | Sv | ERA | NP |
|--------|----------------------|----|------|----|----|----|----|----|----|----|----|----|----|-----|-----|--------|-----|----|-------|----|
| Feb 20 | at UT Arlington | | 1.0 | 0 | 0 | 0 | 0 | 2 | 0 | 0 | 0 | 0 | 0 | 0 | 0 | 13-1 | 0-0 | 0 | 0.00 | 10 |
| Feb 23 | TEXAS SOUTHER | | 1.0 | 5 | 4 | 4 | 1 | 1 | 3 | 0 | 0 | 0 | 0 | 0 | 0 | 32-5 | 0-0 | 0 | 18.00 | 30 |
| Mar 19 | ABILENE CHRISTI | | 2.0 | 2 | 0 | 0 | 2 | 3 | 0 | 0 | 0 | 0 | 0 | 0 | 0 | 9-4 | 0-0 | 0 | 9.00 | 38 |
| Mar 30 | at UCF | | 0.2 | 1 | 1 | 1 | 0 | 0 | 0 | 0 | 1 | 0 | 0 | 0 | 0 | 3-2 | 0-0 | 0 | 9.64 | 11 |
| Apr 02 | STANFORD | | 0.2 | 1 | 1 | 1 | 0 | 0 | 0 | 0 | 1 | 0 | 0 | 0 | 0 | 15-12 | 1-0 | 0 | 10.12 | 12 |
| Apr 06 | HOUSTON | | 0.2 | 3 | 4 | 2 | 1 | 1 | 0 | 0 | 0 | 0 | 0 | 0 | 0 | 15-12 | 1-0 | 0 | 12.00 | 26 |
| Apr 10 | at Abilene Christian | | 2.1 | 0 | 0 | 0 | 1 | 2 | 0 | 0 | 0 | 0 | 0 | 0 | 0 | 21-3 | 2-0 | 0 | 8.64 | 32 |
| Apr 16 | at Arkansas | | 0.2 | 4 | 4 | 4 | 2 | 0 | 2 | 0 | 1 | 1 | 0 | 0 | 0 | 8-9 | 2-0 | 0 | 12.00 | 26 |
| Apr 19 | WEST VIRGINIA | | 2.0 | 0 | 0 | 0 | 1 | 3 | 0 | 0 | 0 | 0 | 0 | 0 | 0 | 15-2 | 2-0 | 0 | 9.82 | 33 |
| Apr 23 | NEW MEXICO | | 1.1 | 5 | 5 | 3 | 0 | 0 | 1 | 0 | 0 | 0 | 0 | 0 | 0 | 3-17 | 2-1 | 0 | 10.95 | 33 |
| Totals | | 0 | 12.1 | 21 | 19 | 15 | 8 | 12 | 6 | 0 | 3 | 1 | 0 | 0 | 0 | 134-67 | 2-1 | 0 | 10.95 | - |



45 DEREK BRIDGES

LEFT-HANDED PITCHER
Senior | 4th Yr. | L/L | 6-1 | 230
Duncan, Okla./Duncan HS

CAREER HIGHS

Innings pitched: 2.0, three times, last at Kansas State, Apr. 30, 2023
Walks allowed: 2, vs. Arizona, Feb. 20, 2022
Strikeouts: 3, twice, at DBU, Mar. 1, 2022

PERSONAL: Born in Enid, Oklahoma ... son of Darren and Jana Bridges ... brother to Kelsey and Bethany ... Accounting major.

NOTES: Looks to return to form after missing most of 2023 due to injury ... a Big 12 Honorable Mentions election in 2022 ... Allowed zero hits in 14 appearances and one hit or fewer in 23 of 27 appearances.

WARM-UP SONG: Cold as Ice - Foreigner

#45 Bridges, D (2024 Game-By-Game Stats (All games))

| Date | Opponent | GS | IP | H | R | ER | BB | SO | 2B | 3B | HR | WP | BK | HBP | IBB | Score | W-L | Sv | ERA | NP |
|--------|-----------------|-----|-----|----|---|----|----|----|----|----|----|----|----|-----|-----|--------|-----|----|-------|----|
| Feb 16 | vs Tennessee | 0.2 | 0 | 0 | 0 | 0 | 0 | 2 | 0 | 0 | 0 | 0 | 0 | 0 | 0 | 2-6 | 0-0 | 0 | 0.00 | 12 |
| Feb 18 | vs Oregon | 0.2 | 2 | 1 | 1 | 1 | 1 | 0 | 0 | 0 | 0 | 0 | 0 | 0 | 0 | 11-7 | 0-0 | 0 | 6.75 | 18 |
| Feb 21 | vs Oregon State | 0.1 | 0 | 1 | 1 | 1 | 0 | 0 | 0 | 0 | 0 | 0 | 0 | 0 | 0 | 4-10 | 0-0 | 0 | 10.80 | 8 |
| Mar 05 | at New Mexico | 0.2 | 3 | 2 | 2 | 1 | 0 | 1 | 0 | 0 | 0 | 0 | 0 | 0 | 0 | 11-8 | 0-0 | 0 | 15.43 | 29 |
| Mar 12 | NEW MEXICO ST | 1.0 | 1 | 2 | 2 | 1 | 1 | 0 | 0 | 1 | 0 | 0 | 0 | 0 | 0 | 13-7 | 0-0 | 0 | 16.20 | 18 |
| Mar 16 | at Baylor | 2.0 | 2 | 0 | 0 | 1 | 2 | 0 | 0 | 0 | 0 | 0 | 0 | 0 | 0 | 1-5 | 0-0 | 0 | 10.12 | 34 |
| Mar 21 | BYU | 1.0 | 0 | 0 | 0 | 0 | 1 | 0 | 0 | 0 | 0 | 0 | 0 | 0 | 0 | 5-8 | 0-0 | 0 | 8.53 | 10 |
| Mar 28 | at UCF | 0.1 | 0 | 0 | 0 | 0 | 0 | 0 | 0 | 0 | 0 | 0 | 0 | 0 | 0 | 4-5 | 0-0 | 0 | 8.10 | 5 |
| Apr 01 | STANFORD | 0.2 | 1 | 0 | 0 | 0 | 1 | 0 | 0 | 0 | 0 | 0 | 0 | 0 | 0 | 10-9 | 0-0 | 0 | 7.36 | 10 |
| Apr 06 | HOUSTON | 0.0 | 0 | 0 | 0 | 1 | 0 | 0 | 0 | 0 | 0 | 0 | 0 | 0 | 0 | 15-12 | 0-0 | 0 | 7.36 | 4 |
| Apr 13 | at TCU | 0.1 | 0 | 0 | 0 | 0 | 0 | 0 | 0 | 0 | 0 | 0 | 0 | 0 | 0 | 2-4 | 0-0 | 0 | 7.04 | 4 |
| Apr 16 | at Arkansas | 0.1 | 0 | 0 | 0 | 0 | 1 | 0 | 0 | 0 | 0 | 1 | 0 | 0 | 0 | 8-9 | 0-0 | 0 | 6.75 | 7 |
| Apr 17 | at Arkansas | 0.1 | 2 | 1 | 1 | 0 | 0 | 0 | 0 | 0 | 0 | 0 | 0 | 0 | 0 | 4-5 | 0-1 | 0 | 7.56 | 12 |
| Apr 23 | NEW MEXICO | 1.1 | 3 | 1 | 1 | 0 | 0 | 0 | 0 | 0 | 0 | 0 | 0 | 0 | 0 | 3-17 | 0-1 | 0 | 7.45 | 18 |
| Totals | | 0 | 9.2 | 14 | 8 | 8 | 6 | 9 | 1 | 0 | 1 | 1 | 0 | 0 | 0 | 93-112 | 0-1 | 0 | 7.45 | - |

2023 Game-By-Game Stats

#45 Derek Bridges - 11 appearances (All games)

| Date | Opponent | GS | IP | H | R | ER | BB | SO | 2B | 3B | HR | WP | BK | HBP | IBB | Score | W-L | Sv | ERA | NP |
|--------|------------------|-----|-----|---|---|----|----|----|----|----|----|----|----|-----|-----|-------|-----|----|-------|----|
| Mar 28 | at New Mexico | 0.2 | 0 | 1 | 1 | 1 | 1 | 2 | 0 | 0 | 0 | 0 | 0 | 0 | 0 | 10-11 | 0-0 | 0 | 13.50 | 17 |
| Apr 07 | NORTH DAKOTA | 0.1 | 2 | 0 | 0 | 0 | 0 | 0 | 0 | 0 | 0 | 0 | 0 | 0 | 0 | 1-8 | 0-0 | 0 | 9.00 | 13 |
| Apr 10 | at Stanford | 1.1 | 0 | 0 | 0 | 0 | 1 | 1 | 0 | 0 | 0 | 0 | 0 | 0 | 0 | 4-6 | 0-0 | 0 | 3.86 | 16 |
| Apr 16 | at Oklahoma | 0.0 | 2 | 3 | 1 | 0 | 0 | 0 | 0 | 0 | 0 | 0 | 0 | 0 | 0 | 2-12 | 0-0 | 0 | 7.71 | 10 |
| Apr 30 | at Kansas State | 2.0 | 0 | 2 | 2 | 1 | 2 | 0 | 0 | 0 | 0 | 0 | 0 | 1 | 0 | 8-10 | 0-0 | 0 | 8.31 | 28 |
| May 05 | SAM HOUSTON | 0.1 | 0 | 0 | 0 | 0 | 0 | 0 | 0 | 0 | 0 | 0 | 0 | 0 | 0 | 12-10 | 1-0 | 0 | 7.71 | 1 |
| May 06 | SAM HOUSTON | 1.0 | 0 | 0 | 0 | 0 | 0 | 2 | 0 | 0 | 0 | 0 | 0 | 0 | 0 | 3-9 | 1-0 | 0 | 6.35 | 11 |
| May 07 | SAM HOUSTON | 0.0 | 1 | 1 | 1 | 0 | 0 | 0 | 1 | 0 | 0 | 0 | 0 | 0 | 0 | 10-8 | 1-0 | 0 | 7.94 | 3 |
| May 14 | at West Virginia | 0.1 | 0 | 0 | 0 | 0 | 0 | 0 | 0 | 0 | 0 | 0 | 0 | 0 | 0 | 3-5 | 1-0 | 0 | 7.50 | 1 |
| May 20 | KANSAS | 0.2 | 0 | 0 | 0 | 0 | 0 | 0 | 0 | 0 | 0 | 0 | 0 | 0 | 0 | 15-1 | 1-0 | 0 | 6.75 | 9 |
| Jun 03 | at Florida | 0.1 | 1 | 1 | 1 | 0 | 0 | 0 | 0 | 1 | 0 | 0 | 0 | 0 | 0 | 5-4 | 1-0 | 0 | 7.71 | 12 |
| Totals | | 0 | 7.0 | 6 | 8 | 6 | 3 | 7 | 1 | 1 | 0 | 0 | 0 | 1 | 0 | 73-84 | 1-0 | 0 | 7.71 | - |



46 RYAN FREE

LEFT-HANDED PITCHER
Senior | 4th Yr. (2nd at Tech) | L/L | 6-2 | 190
Frisco, Texas/Frisco (Grayson College)

CAREER HIGHS

Innings pitched: 5.0, at Oklahoma, Apr. 15, 2023
Walks allowed: 2, three times, last at Florida, Jun. 5, 2023
Strikeouts: 9, at Oklahoma, Apr. 15, 2023

PERSONAL: Father, Kelly Free, played baseball at Texas Tech ... mother, Tracy Free, played golf at Texas Tech and in LPGA ... brother of Jared Free.

NOTES: Transferred to Texas Tech from Grayson ... Second Team All-NJCAA All-Conference selection in 2021 ... Pitched to a 5-4 record in 46.0 innings in his first season with the Scarlett and Black ... Earned Big 12 Pitcher of the week (Apr. 17) in 2023 ... Allowed just one earned run in 4.1 innings in the NCAA Regional at Florida. Made his first career start at OU in 2023, pitching five perfect innings.

WARM-UP SONG: Gimme, Gimme ABBA

2024 Game-By-Game Stats

#46 Free, Ryan - 12 appearances (All games)

| Date | Opponent | GS | IP | H | R | ER | BB | SO | 2B | 3B | HR | WP | BK | HBP | IBB | Score | W-L | Sv | ERA | NP |
|--------|---------------|----|------|----|----|----|----|----|----|----|----|----|----|-----|-----|--------|-----|----|------|----|
| Feb 17 | vs Nebraska | | 2.2 | 2 | 0 | 0 | 0 | 3 | 0 | 0 | 0 | 1 | 0 | 0 | 0 | 6-3 | 1-0 | 0 | 0.00 | 43 |
| Feb 24 | TEXAS SOUTHER | | 3.1 | 2 | 1 | 1 | 2 | 1 | 0 | 0 | 0 | 0 | 1 | 0 | 0 | 20-4 | 2-0 | 0 | 1.50 | 44 |
| Mar 01 | GARDNER-WEBB | | 1.1 | 1 | 0 | 0 | 0 | 3 | 0 | 0 | 0 | 0 | 0 | 0 | 0 | 10-7 | 2-0 | 1 | 1.23 | 19 |
| Mar 05 | at New Mexico | | 1.0 | 0 | 0 | 0 | 1 | 0 | 0 | 0 | 0 | 0 | 0 | 0 | 0 | 11-8 | 2-0 | 1 | 1.08 | 12 |
| Mar 09 | TEXAS | | 2.0 | 1 | 0 | 0 | 0 | 0 | 0 | 0 | 0 | 0 | 1 | 0 | 0 | 7-2 | 2-0 | 1 | 0.87 | 27 |
| Mar 13 | NEW MEXICO ST | | 0.1 | 3 | 3 | 3 | 0 | 0 | 2 | 0 | 1 | 0 | 0 | 0 | 0 | 9-7 | 2-0 | 1 | 3.38 | 10 |
| Mar 17 | at Baylor | | 0.0 | 2 | 3 | 3 | 0 | 0 | 0 | 0 | 0 | 1 | 0 | 1 | 0 | 2-7 | 2-0 | 1 | 5.91 | 11 |
| Mar 22 | BYU | | 1.0 | 1 | 1 | 1 | 0 | 1 | 0 | 0 | 1 | 0 | 0 | 0 | 0 | 4-3 | 3-0 | 1 | 6.17 | 13 |
| Mar 28 | at UCF | * | 4.0 | 5 | 2 | 2 | 3 | 6 | 0 | 0 | 0 | 0 | 0 | 1 | 0 | 4-5 | 3-0 | 1 | 5.74 | 76 |
| Apr 05 | HOUSTON | * | 3.1 | 7 | 5 | 4 | 2 | 4 | 2 | 1 | 0 | 2 | 0 | 0 | 0 | 12-9 | 3-0 | 1 | 6.63 | 67 |
| Apr 12 | at TCU | * | 5.0 | 3 | 1 | 1 | 1 | 2 | 0 | 0 | 1 | 0 | 0 | 1 | 0 | 7-1 | 4-0 | 1 | 5.62 | 55 |
| Apr 19 | WEST VIRGINIA | * | 6.0 | 4 | 2 | 2 | 3 | 6 | 0 | 0 | 1 | 0 | 0 | 2 | 0 | 15-2 | 5-0 | 1 | 5.10 | 90 |
| Totals | | 4 | 30.0 | 31 | 18 | 17 | 12 | 26 | 4 | 1 | 4 | 4 | 0 | 7 | 0 | 107-58 | 5-0 | 1 | 5.10 | - |

2023 Game-By-Game Stats

#46 Ryan Free - 27 appearances (All games)

| Date | Opponent | GS | IP | H | R | ER | BB | SO | 2B | 3B | HR | WP | BK | HBP | IBB | Score | W-L | Sv | ERA | NP |
|--------|-------------------|----|------|----|----|----|----|----|----|----|----|----|----|-----|-----|--------|-----|----|-------|----|
| Feb 19 | GONZAGA | | 1.0 | 1 | 1 | 1 | 1 | 0 | 0 | 0 | 1 | 0 | 0 | 0 | 0 | 12-3 | 0-0 | 0 | 9.00 | 21 |
| Feb 26 | WESTERN ILLINO | | 2.0 | 4 | 4 | 3 | 1 | 4 | 3 | 0 | 0 | 0 | 0 | 0 | 0 | 14-8 | 0-0 | 0 | 12.00 | 52 |
| Mar 03 | vs Rice | | 1.2 | 0 | 0 | 0 | 0 | 3 | 0 | 0 | 0 | 0 | 0 | 0 | 0 | 2-3 | 0-0 | 0 | 7.71 | 31 |
| Mar 05 | vs Texas A&M | | 2.0 | 0 | 0 | 0 | 1 | 3 | 0 | 0 | 0 | 0 | 0 | 0 | 0 | 2-4 | 0-0 | 0 | 5.40 | 28 |
| Mar 10 | IOWA | | 2.0 | 1 | 0 | 0 | 0 | 4 | 0 | 0 | 0 | 0 | 0 | 0 | 0 | 17-5 | 1-0 | 0 | 4.15 | 35 |
| Mar 12 | IOWA | | 0.1 | 1 | 2 | 0 | 0 | 1 | 0 | 0 | 0 | 0 | 0 | 0 | 0 | 9-10 | 1-1 | 0 | 4.00 | 15 |
| Mar 15 | UT ARLINGTON | | 0.2 | 0 | 0 | 0 | 0 | 1 | 0 | 0 | 0 | 0 | 0 | 0 | 0 | 14-7 | 1-1 | 0 | 3.72 | 4 |
| Mar 17 | OKLAHOMA STAT | | 2.0 | 0 | 0 | 0 | 0 | 1 | 0 | 0 | 0 | 0 | 0 | 0 | 0 | 8-7 | 2-1 | 0 | 3.09 | 18 |
| Mar 19 | OKLAHOMA STAT | | 1.0 | 0 | 0 | 0 | 1 | 0 | 0 | 0 | 0 | 0 | 0 | 0 | 0 | 12-1 | 2-1 | 0 | 2.84 | 20 |
| Mar 24 | at Texas | | 1.2 | 1 | 1 | 1 | 0 | 1 | 0 | 0 | 1 | 0 | 0 | 0 | 0 | 2-6 | 2-2 | 0 | 3.14 | 22 |
| Mar 26 | at Texas | | 0.1 | 2 | 2 | 2 | 2 | 0 | 0 | 0 | 0 | 0 | 0 | 0 | 0 | 8-9 | 2-2 | 0 | 4.30 | 17 |
| Mar 28 | at New Mexico | | 1.2 | 1 | 1 | 1 | 0 | 2 | 0 | 0 | 1 | 2 | 0 | 0 | 0 | 10-11 | 2-3 | 0 | 4.41 | 25 |
| Apr 02 | TCU | | 3.0 | 2 | 1 | 0 | 1 | 2 | 0 | 0 | 0 | 0 | 0 | 2 | 0 | 10-5 | 3-3 | 0 | 3.72 | 61 |
| Apr 08 | NORTH DAKOTA | | 1.0 | 1 | 0 | 0 | 0 | 1 | 0 | 0 | 0 | 0 | 0 | 0 | 0 | 8-5 | 3-3 | 1 | 3.54 | 17 |
| Apr 11 | at Stanford | | 1.2 | 3 | 0 | 0 | 2 | 2 | 0 | 0 | 0 | 0 | 0 | 0 | 0 | 11-2 | 3-3 | 1 | 3.27 | 36 |
| Apr 15 | at Oklahoma | | 5.0 | 0 | 0 | 0 | 0 | 9 | 0 | 0 | 0 | 0 | 0 | 0 | 0 | 9-5 | 4-3 | 1 | 2.67 | 66 |
| Apr 22 | BAYLOR-1 | | 2.0 | 3 | 2 | 2 | 1 | 4 | 1 | 0 | 0 | 0 | 0 | 0 | 0 | 14-9 | 5-3 | 1 | 3.10 | 55 |
| Apr 28 | at Kansas State | | 1.0 | 3 | 2 | 2 | 0 | 0 | 0 | 0 | 1 | 0 | 0 | 0 | 0 | 2-3 | 5-4 | 1 | 3.60 | 23 |
| Apr 30 | at Kansas State | | 0.0 | 0 | 0 | 0 | 1 | 0 | 0 | 0 | 0 | 0 | 0 | 0 | 0 | 8-10 | 5-4 | 1 | 3.60 | 6 |
| May 07 | SAM HOUSTON | | 0.2 | 2 | 1 | 1 | 1 | 0 | 0 | 0 | 0 | 0 | 0 | 0 | 0 | 10-8 | 5-4 | 1 | 3.82 | 23 |
| May 09 | ABILENE CHRISTI | | 1.0 | 0 | 0 | 0 | 0 | 1 | 0 | 0 | 0 | 0 | 0 | 0 | 0 | 13-3 | 5-4 | 1 | 3.69 | 22 |
| May 14 | at West Virginia | | 3.0 | 3 | 2 | 2 | 2 | 3 | 0 | 0 | 1 | 0 | 0 | 0 | 0 | 3-5 | 5-4 | 1 | 3.89 | 46 |
| May 19 | KANSAS | | 4.0 | 2 | 2 | 2 | 0 | 5 | 0 | 0 | 1 | 0 | 0 | 0 | 0 | 8-7 | 5-4 | 1 | 3.96 | 56 |
| May 25 | vs Oklahoma | | 0.2 | 1 | 0 | 0 | 0 | 1 | 0 | 0 | 0 | 1 | 0 | 0 | 0 | 10-9 | 5-4 | 1 | 3.89 | 14 |
| May 27 | vs Oklahoma State | | 2.0 | 5 | 3 | 3 | 0 | 2 | 0 | 0 | 1 | 0 | 0 | 0 | 0 | 5-6 | 5-4 | 1 | 4.35 | 35 |
| Jun 03 | at Florida | | 2.0 | 2 | 1 | 1 | 0 | 3 | 1 | 0 | 1 | 0 | 0 | 2 | 0 | 5-4 | 5-4 | 1 | 4.36 | 37 |
| Jun 05 | at Florida | | 2.2 | 1 | 0 | 0 | 2 | 1 | 0 | 0 | 0 | 0 | 0 | 1 | 0 | 0-6 | 5-4 | 1 | 4.11 | 37 |
| Totals | | 0 | 46.0 | 39 | 25 | 21 | 16 | 54 | 5 | 0 | 8 | 3 | 0 | 5 | 0 | 226-16 | 5-4 | 1 | 4.11 | - |



48 MAC HEUER

RIGHT-HANDED PITCHER

Freshman | 1st Yr. | R/R | 6-5 | 265

Greensboro, Ga./Homeschooled

CAREER HIGHS

Innings pitched: 6.0, vs. Texas, Mar. 9, 2024

Walks allowed: 1, vs. Texas, Mar. 9, 2024

Strikeouts: 8, vs. Texas, Mar. 9, 2024

NOTES: ranked 199th on the Future Stars Series MLB Draft board...was drafted by the Cleveland Guardians in the 16th Round of the 2023 MLB Draft ... rated the No. 59 total prospect in the Class of 2023 and was a top-20 RHP nationally ... ranked as the top righty in the State of Georgia and the No. 5 player in Georgia... tabbed a 2023 First Team Preseason All-American by Perfect Game ... three-time (2020-22) Preseason Underclassman All-American according to PG ... played in the 2021 PG Underclassman All-America Games where he was a member of the East Team.

WARM-UP SONG: Joker and the Thief - Wolfmother

2024 Game-By-Game Stats

On base pct. .000 • Slugging pct. .000

#48 Heuer, Mac - 10 appearances (All games)

| Date | Opponent | GS | IP | H | R | ER | BB | SO | 2B | 3B | HR | WP | BK | HBP | IBB | Score | W-L | Sv | ERA |
|--------|-----------------|----|------|----|----|----|----|----|----|----|----|----|----|-----|-----|-------|-----|----|------|
| Feb 17 | vs Nebraska | | 3.1 | 5 | 1 | 1 | 0 | 2 | 0 | 0 | 0 | 0 | 0 | 1 | 0 | 6-3 | 0-0 | 0 | 2.70 |
| Feb 25 | TEXAS SOUTHER | | 2.0 | 3 | 1 | 1 | 0 | 2 | 1 | 0 | 0 | 1 | 0 | 0 | 0 | 16-5 | 0-0 | 0 | 3.38 |
| Mar 02 | GARDNER-WEBB | * | 5.0 | 5 | 1 | 1 | 0 | 1 | 0 | 0 | 1 | 0 | 0 | 2 | 0 | 29-3 | 1-0 | 0 | 2.61 |
| Mar 09 | TEXAS | * | 6.0 | 3 | 2 | 2 | 1 | 8 | 0 | 0 | 2 | 0 | 0 | 1 | 0 | 7-2 | 2-0 | 0 | 2.76 |
| Mar 16 | at Baylor | * | 3.0 | 5 | 5 | 5 | 2 | 4 | 0 | 0 | 2 | 0 | 0 | 0 | 0 | 1-5 | 2-1 | 0 | 4.66 |
| Mar 21 | BYU | * | 5.0 | 5 | 5 | 4 | 1 | 8 | 1 | 0 | 1 | 0 | 0 | 1 | 0 | 5-8 | 2-2 | 0 | 5.18 |
| Mar 30 | at UCF | * | 5.2 | 5 | 1 | 1 | 2 | 4 | 0 | 0 | 1 | 0 | 0 | 0 | 0 | 3-2 | 3-2 | 0 | 4.50 |
| Apr 07 | HOUSTON | * | 4.0 | 3 | 4 | 4 | 6 | 7 | 0 | 0 | 2 | 0 | 0 | 2 | 0 | 12-8 | 3-2 | 0 | 5.03 |
| Apr 14 | at TCU | * | 3.2 | 4 | 4 | 4 | 3 | 2 | 0 | 0 | 1 | 0 | 0 | 0 | 0 | 3-4 | 3-3 | 0 | 5.50 |
| Apr 21 | WEST VIRGINIA-1 | * | 5.0 | 4 | 2 | 2 | 5 | 3 | 1 | 0 | 0 | 1 | 0 | 0 | 0 | 6-4 | 4-3 | 0 | 5.27 |
| Totals | | 8 | 42.2 | 42 | 26 | 25 | 20 | 41 | 3 | 0 | 10 | 2 | 0 | 7 | 0 | 88-44 | 4-3 | 0 | 5.27 |



50 DREW WOODCOX

OUTFIELDER/INFIELDER

Senior | 4th Yr. (3rd at Tech) | R/R | 6-0 | 205

Houston, Texas/Lamar High School (Rice)

CAREER HIGHS (at Texas Tech)

Hits: 3, vs. Air Force, Mar. 1, 2023
 Doubles: 1, vs. New Mexico St, Mar. 13, 2024
 Triples: N/A
 Home runs: 2, twice, vs. Texas Southern, Feb. 23, 2024; vs. South Florida, Mar. 26, 2021
 RBI: 6, vs. Air Force, Mar. 1, 2023
 Runs scored: 3, twice, vs. Texas Southern, Feb. 24, 2024; vs. Air Force, Mar. 1, 2023

PERSONAL: Born in Houston, Texas ... son of Joe and Kristen Woodcox ... brother to Wilson and Bella Woodcox ... National Honor Society recipient in high school ... plans to major in Finance.

NOTES: Played his freshman season at Tech before transferring to Rice for his sophomore year ... Decided to transfer back to Tech after his sophomore year ... served as a key reserve/right-handed pinch hitter.

WARM-UP SONG: Dope Love - Gucci Maine

2024 Game-By-Game Stats

#50 Woodcox, Drew - 32 games (All games)

| Date | Opponent | Pos | AB | R | H | RBI | 2B | 3B | HR | BB | SB | CS | HBP | SAC | SF | GDP | K | PO | A | E | Avg |
|--------|----------------------|-------|------|-----|----|-----|----|----|----|----|----|----|-----|-----|----|-----|----|----|---|---|------|
| Feb 17 | vs Nebraska | *dh | 3 | 1 | 2 | 0 | 0 | 0 | 0 | 0 | 0 | 0 | 0 | 0 | 0 | 0 | 1 | 0 | 0 | 0 | .667 |
| Feb 20 | at UT Arlington | ph/of | 1 | 0 | 0 | 0 | 0 | 0 | 0 | 0 | 0 | 0 | 0 | 0 | 0 | 0 | 0 | 0 | 0 | 0 | .500 |
| Feb 23 | TEXAS SOUTHER | pr/of | 3 | 3 | 2 | 5 | 0 | 0 | 2 | 0 | 0 | 0 | 0 | 0 | 0 | 0 | 0 | 2 | 0 | 0 | .571 |
| Feb 24 | TEXAS SOUTHER | *of | 6 | 1 | 1 | 2 | 0 | 0 | 0 | 0 | 0 | 0 | 0 | 0 | 0 | 0 | 1 | 2 | 0 | 0 | .385 |
| Mar 02 | GARDNER-WEBB | pr/of | 1 | 1 | 0 | 0 | 0 | 0 | 0 | 1 | 0 | 0 | 0 | 0 | 0 | 0 | 0 | 3 | 0 | 0 | .357 |
| Mar 05 | at New Mexico | ph/d | 1 | 0 | 0 | 0 | 0 | 0 | 0 | 1 | 0 | 0 | 0 | 0 | 0 | 0 | 1 | 0 | 0 | 0 | .333 |
| Mar 08 | TEXAS | ph | 0 | 0 | 0 | 0 | 0 | 0 | 0 | 1 | 0 | 0 | 0 | 0 | 0 | 0 | 0 | 0 | 0 | 0 | .333 |
| Mar 13 | NEW MEXICO ST | *of | 3 | 1 | 2 | 2 | 1 | 0 | 1 | 1 | 0 | 0 | 0 | 0 | 0 | 0 | 0 | 2 | 1 | 0 | .389 |
| Mar 16 | at Baylor | ph/of | 2 | 0 | 2 | 0 | 0 | 0 | 0 | 0 | 0 | 0 | 0 | 0 | 0 | 0 | 0 | 0 | 0 | 0 | .450 |
| Mar 17 | at Baylor | *of | 4 | 1 | 1 | 1 | 0 | 0 | 1 | 0 | 0 | 0 | 0 | 0 | 0 | 0 | 1 | 4 | 0 | 0 | .417 |
| Mar 19 | ABILENE CHRISTI | *of | 5 | 1 | 2 | 2 | 0 | 0 | 1 | 0 | 0 | 0 | 0 | 0 | 0 | 0 | 1 | 1 | 1 | 0 | .414 |
| Mar 21 | BYU | *of | 4 | 1 | 2 | 1 | 1 | 0 | 0 | 0 | 0 | 0 | 0 | 0 | 0 | 0 | 0 | 0 | 0 | 0 | .424 |
| Mar 22 | BYU | *of | 4 | 0 | 0 | 0 | 0 | 0 | 0 | 0 | 0 | 0 | 0 | 0 | 0 | 0 | 1 | 1 | 0 | 0 | .378 |
| Mar 23 | BYU | *of | 4 | 3 | 3 | 1 | 0 | 0 | 0 | 1 | 0 | 0 | 0 | 0 | 0 | 0 | 1 | 1 | 0 | 0 | .415 |
| Mar 26 | STEPHEN F. AUS | *of | 4 | 0 | 1 | 2 | 1 | 0 | 0 | 0 | 0 | 0 | 0 | 0 | 1 | 0 | 0 | 0 | 0 | 0 | .400 |
| Mar 28 | at UCF | *of | 5 | 0 | 1 | 0 | 1 | 0 | 0 | 0 | 0 | 0 | 0 | 0 | 0 | 0 | 1 | 1 | 0 | 0 | .380 |
| Mar 30 | at UCF | *of | 4 | 1 | 2 | 1 | 0 | 0 | 1 | 0 | 0 | 0 | 0 | 0 | 0 | 0 | 1 | 1 | 0 | 0 | .389 |
| Apr 01 | STANFORD | *of | 4 | 0 | 0 | 1 | 0 | 0 | 0 | 1 | 0 | 0 | 0 | 0 | 0 | 0 | 0 | 1 | 2 | 1 | .362 |
| Apr 02 | STANFORD | *of | 5 | 1 | 2 | 3 | 0 | 0 | 1 | 0 | 0 | 0 | 0 | 0 | 0 | 0 | 1 | 2 | 0 | 0 | .365 |
| Apr 05 | HOUSTON | *of | 4 | 1 | 2 | 1 | 0 | 0 | 1 | 0 | 0 | 0 | 0 | 0 | 0 | 0 | 1 | 0 | 0 | 0 | .373 |
| Apr 06 | HOUSTON | *of | 6 | 2 | 2 | 2 | 1 | 0 | 0 | 0 | 0 | 0 | 0 | 0 | 0 | 0 | 0 | 0 | 0 | 0 | .370 |
| Apr 07 | HOUSTON | *of | 4 | 2 | 2 | 2 | 0 | 0 | 0 | 1 | 1 | 0 | 0 | 0 | 0 | 0 | 0 | 0 | 0 | 0 | .377 |
| Apr 10 | at Abilene Christian | *of | 5 | 3 | 2 | 3 | 0 | 0 | 2 | 0 | 0 | 0 | 0 | 0 | 0 | 0 | 1 | 0 | 0 | 0 | .378 |
| Apr 12 | at TCU | *of | 4 | 1 | 1 | 1 | 1 | 0 | 0 | 1 | 0 | 0 | 0 | 0 | 0 | 0 | 2 | 0 | 0 | 0 | .372 |
| Apr 13 | at TCU | *of | 3 | 1 | 1 | 0 | 0 | 0 | 0 | 1 | 0 | 0 | 0 | 0 | 0 | 0 | 1 | 4 | 0 | 0 | .371 |
| Apr 14 | at TCU | *of | 5 | 0 | 1 | 1 | 1 | 0 | 0 | 0 | 0 | 0 | 0 | 0 | 0 | 0 | 1 | 1 | 0 | 0 | .362 |
| Apr 16 | at Arkansas | *of | 5 | 0 | 0 | 0 | 0 | 0 | 0 | 0 | 0 | 0 | 0 | 0 | 0 | 0 | 1 | 0 | 0 | 0 | .343 |
| Apr 17 | at Arkansas | *of | 2 | 0 | 0 | 0 | 0 | 0 | 0 | 2 | 0 | 0 | 0 | 0 | 0 | 0 | 1 | 1 | 0 | 0 | .337 |
| Apr 19 | WEST VIRGINIA | *of | 2 | 1 | 1 | 2 | 0 | 0 | 0 | 1 | 0 | 0 | 0 | 0 | 1 | 0 | 1 | 0 | 0 | 0 | .340 |
| Apr 21 | WEST VIRGINIA-1 | *of | 4 | 0 | 0 | 0 | 0 | 0 | 0 | 1 | 0 | 0 | 0 | 0 | 0 | 1 | 1 | 2 | 0 | 0 | .327 |
| Apr 21 | WEST VIRGINIA-2 | *of | 3 | 0 | 1 | 0 | 0 | 0 | 0 | 0 | 0 | 0 | 1 | 0 | 0 | 0 | 1 | 1 | 0 | 0 | .327 |
| Apr 23 | NEW MEXICO | *of | 3 | 1 | 2 | 1 | 0 | 0 | 1 | 1 | 0 | 0 | 0 | 0 | 0 | 0 | 0 | 4 | 0 | 0 | .336 |
| Totals | | | 26gs | 113 | 27 | 38 | 34 | 7 | 0 | 10 | 15 | 1 | 0 | 1 | 0 | 2 | 22 | 35 | 2 | 0 | .336 |

On base pct. .412 • Slugging pct. .664

**51****ZACH ERDMAN**

LEFT-HANDED PITCHER

Sophomore | 2nd Yr. | R/L | 6-2 | 185

Keller, Texas/Keller HS

CAREER HIGHS

Innings pitched: 4.2, vs. Stanford, Apr. 2, 2024

Walks allowed: 3, vs. New Mexico, Mar. 7, 2023

Strikeouts: 5, vs. Oklahoma State, May 27, 2023

PERSONAL: Born in The Woodlands ... son of David and Donna Erdman ... has one sibling, Ashton ... majoring in Business/Finance.**NOTES:** Earned an honorable mention nod for the TSWA/Blue Bell 6A All-State Team ... named to District 4-6A First-Team ... recorded 60 innings pitched and 90 strikeouts for a 2.00 ERA ranked the No. 16 left-handed pitcher in the state of Texas and the No. 155 player in the nation by Perfect Game.**WARM-UP SONG:** The Motto - Tiesto & Ava Max**2024 Game-By-Game Stats****#51 Erdman, Zach - 8 appearances (All games)**

| Date | Opponent | GS | IP | H | R | ER | BB | SO | 2B | 3B | HR | WP | BK | HBP | IBB | Score | W-L | Sv | ERA | NP |
|--------|-----------------|----|------|----|----|----|----|----|----|----|----|----|----|-----|-----|-------|-----|----|------|----|
| Feb 21 | vs Oregon State | | 1.0 | 1 | 0 | 0 | 0 | 2 | 0 | 0 | 0 | 0 | 0 | 1 | 0 | 4-10 | 0-0 | 0 | 0.00 | 18 |
| Feb 24 | TEXAS SOUTHER | | 1.0 | 0 | 0 | 0 | 0 | 2 | 0 | 0 | 0 | 0 | 0 | 0 | 0 | 20-4 | 0-0 | 0 | 0.00 | 12 |
| Mar 08 | TEXAS | | 1.0 | 3 | 4 | 3 | 2 | 1 | 0 | 0 | 1 | 0 | 0 | 0 | 0 | 8-22 | 0-0 | 0 | 9.00 | 38 |
| Mar 26 | STEPHEN F. AUS | * | 3.1 | 5 | 2 | 2 | 1 | 2 | 3 | 0 | 0 | 0 | 0 | 0 | 0 | 16-4 | 0-0 | 0 | 7.11 | 54 |
| Apr 02 | STANFORD | * | 4.2 | 5 | 3 | 3 | 1 | 2 | 1 | 1 | 0 | 1 | 0 | 0 | 0 | 15-12 | 0-0 | 0 | 6.55 | 62 |
| Apr 07 | HOUSTON | | 2.2 | 5 | 3 | 3 | 0 | 0 | 1 | 0 | 1 | 0 | 0 | 0 | 0 | 12-8 | 0-0 | 0 | 7.24 | 57 |
| Apr 16 | at Arkansas | * | 4.0 | 5 | 3 | 3 | 1 | 1 | 2 | 0 | 0 | 0 | 0 | 1 | 0 | 8-9 | 0-0 | 0 | 7.13 | 61 |
| Apr 21 | WEST VIRGINIA-2 | | 1.0 | 2 | 0 | 0 | 0 | 2 | 1 | 0 | 0 | 0 | 0 | 0 | 0 | 3-1 | 0-0 | 0 | 6.75 | 13 |
| Totals | | 3 | 18.2 | 26 | 15 | 14 | 5 | 12 | 8 | 1 | 2 | 1 | 0 | 2 | 0 | 86-70 | 0-0 | 0 | 6.75 | - |

2023 Game-By-Game Stats**#51 Zach Erdman - 6 appearances (All games)**

| Date | Opponent | GS | IP | H | R | ER | BB | SO | 2B | 3B | HR | WP | BK | HBP | IBB | Score | W-L | Sv | ERA | NP |
|--------|-------------------|----|------|----|---|----|----|----|----|----|----|----|----|-----|-----|-------|-----|----|------|----|
| Feb 25 | WESTERN ILLINO | | 1.0 | 2 | 0 | 0 | 0 | 1 | 0 | 0 | 0 | 0 | 0 | 0 | 0 | 24-9 | 0-0 | 0 | 0.00 | 9 |
| Feb 28 | AIR FORCE | | 3.0 | 2 | 0 | 0 | 0 | 2 | 0 | 0 | 0 | 0 | 0 | 0 | 0 | 9-4 | 1-0 | 0 | 0.00 | 37 |
| Mar 07 | NEW MEXICO | * | 2.2 | 4 | 2 | 1 | 3 | 1 | 1 | 0 | 0 | 1 | 0 | 1 | 0 | 6-3 | 1-0 | 0 | 1.35 | 54 |
| Mar 15 | UT ARLINGTON | * | 3.0 | 4 | 1 | 1 | 0 | 3 | 1 | 0 | 0 | 0 | 0 | 1 | 0 | 14-7 | 1-0 | 0 | 1.86 | 50 |
| Apr 08 | NORTH DAKOTA | | 0.1 | 3 | 3 | 3 | 2 | 0 | 2 | 0 | 0 | 0 | 0 | 0 | 0 | 8-5 | 1-0 | 0 | 4.50 | 30 |
| May 27 | vs Oklahoma State | | 4.0 | 0 | 0 | 0 | 1 | 5 | 0 | 0 | 0 | 0 | 0 | 0 | 0 | 1-8 | 1-0 | 0 | 3.21 | 43 |
| Totals | | 2 | 14.0 | 15 | 6 | 5 | 6 | 12 | 4 | 0 | 0 | 1 | 0 | 2 | 0 | 62-36 | 1-0 | 0 | 3.21 | - |



52

JOSH SANDERS

RIGHT-HANDED PITCHER

Senior | 4th Yr. | R/R | 6-3 | 180

Yukon, Okla./Yukon HS

CAREER HIGHS

Innings pitched: 4.0, at Rice, Mar. 11, 2022
 Walks allowed: 3, at Abilene Christian, May 3, 2022
 Strikeouts: 5, at Rice, Mar. 11, 2022

PERSONAL: Born in Yukon, Oklahoma ... son to Theresa Hall and Bill Sanders ... brother to Kelsey Sanders ... majoring in Kinesiology.

WARM-UP SONG: Rolling in the Deep - Adele

2024 Game-By-Game Stats

#52 Sanders, Josh - 20 appearances (All games)

| Date | Opponent | GS | IP | H | R | ER | BB | SO | 2B | 3B | HR | WP | BK | HBP | IBB | Score | W-L | Sv | ERA | NP | |
|--------|-----------------|----|------|----|---|----|----|----|----|----|----|----|----|-----|-----|--------|------|-----|------|------|----|
| Feb 16 | vs Tennessee | | 2.0 | 0 | 0 | 0 | 0 | 3 | 0 | 0 | 0 | 0 | 0 | 0 | 1 | 0 | 2-6 | 0-0 | 0 | 0.00 | 23 |
| Feb 18 | vs Oregon | | 1.1 | 2 | 2 | 1 | 1 | 2 | 0 | 0 | 0 | 0 | 0 | 0 | 1 | 0 | 11-7 | 1-0 | 0 | 2.70 | 19 |
| Feb 21 | vs Oregon State | | 1.1 | 0 | 0 | 0 | 0 | 1 | 0 | 0 | 0 | 0 | 0 | 0 | 0 | 0 | 4-10 | 1-0 | 0 | 1.93 | 19 |
| Feb 25 | TEXAS SOUTHER | | 0.2 | 1 | 0 | 0 | 0 | 0 | 0 | 0 | 0 | 0 | 0 | 0 | 0 | 0 | 16-5 | 1-0 | 0 | 1.69 | 4 |
| Mar 01 | GARDNER-WEBB | | 1.1 | 0 | 1 | 0 | 0 | 4 | 0 | 0 | 0 | 0 | 0 | 0 | 1 | 0 | 10-7 | 1-0 | 0 | 1.35 | 21 |
| Mar 03 | GARDNER-WEBB | | 1.0 | 1 | 1 | 1 | 0 | 1 | 0 | 0 | 1 | 0 | 0 | 0 | 0 | 0 | 9-5 | 1-0 | 0 | 2.35 | 11 |
| Mar 09 | TEXAS | | 1.0 | 1 | 0 | 0 | 0 | 2 | 0 | 0 | 0 | 1 | 0 | 0 | 0 | 0 | 7-2 | 1-0 | 0 | 2.08 | 27 |
| Mar 10 | TEXAS | | 0.2 | 2 | 0 | 0 | 0 | 0 | 0 | 0 | 0 | 0 | 0 | 0 | 0 | 0 | 7-9 | 1-0 | 0 | 1.93 | 12 |
| Mar 13 | NEW MEXICO ST | | 2.1 | 1 | 0 | 0 | 1 | 1 | 0 | 0 | 0 | 0 | 0 | 0 | 0 | 0 | 9-7 | 1-0 | 0 | 1.54 | 29 |
| Mar 15 | at Baylor | | 2.0 | 1 | 0 | 0 | 0 | 1 | 0 | 0 | 0 | 0 | 0 | 0 | 0 | 0 | 2-0 | 1-0 | 1 | 1.32 | 25 |
| Mar 17 | at Baylor | | 1.0 | 1 | 1 | 1 | 0 | 1 | 0 | 0 | 0 | 0 | 0 | 0 | 1 | 0 | 2-7 | 1-0 | 1 | 1.84 | 27 |
| Mar 22 | BYU | | 2.0 | 2 | 1 | 1 | 0 | 3 | 0 | 0 | 0 | 0 | 0 | 0 | 0 | 0 | 4-3 | 1-0 | 1 | 2.16 | 25 |
| Mar 28 | at UCF | | 2.2 | 2 | 2 | 2 | 1 | 1 | 1 | 0 | 0 | 0 | 0 | 0 | 1 | 1 | 4-5 | 1-1 | 1 | 2.79 | 47 |
| Apr 01 | STANFORD | | 2.0 | 2 | 0 | 0 | 1 | 5 | 2 | 0 | 0 | 0 | 0 | 0 | 1 | 0 | 10-9 | 1-1 | 1 | 2.53 | 39 |
| Apr 05 | HOUSTON | | 3.0 | 0 | 0 | 0 | 0 | 3 | 0 | 0 | 0 | 0 | 0 | 0 | 0 | 0 | 12-9 | 2-1 | 1 | 2.22 | 31 |
| Apr 07 | HOUSTON | | 1.1 | 0 | 0 | 0 | 0 | 2 | 0 | 0 | 0 | 0 | 0 | 0 | 0 | 0 | 12-8 | 3-1 | 1 | 2.10 | 13 |
| Apr 12 | at TCU | | 2.0 | 1 | 0 | 0 | 0 | 2 | 1 | 0 | 0 | 0 | 0 | 0 | 0 | 0 | 7-1 | 3-1 | 1 | 1.95 | 24 |
| Apr 14 | at TCU | | 2.1 | 1 | 0 | 0 | 1 | 1 | 0 | 0 | 0 | 1 | 0 | 0 | 0 | 0 | 3-4 | 3-1 | 1 | 1.80 | 28 |
| Apr 19 | WEST VIRGINIA | | 1.0 | 0 | 0 | 0 | 0 | 2 | 0 | 0 | 0 | 0 | 0 | 0 | 0 | 0 | 15-2 | 3-1 | 1 | 1.74 | 11 |
| Apr 21 | WEST VIRGINIA-1 | | 1.0 | 2 | 0 | 0 | 1 | 1 | 0 | 0 | 0 | 0 | 0 | 0 | 0 | 0 | 6-4 | 3-1 | 2 | 1.69 | 17 |
| Totals | | 0 | 32.0 | 20 | 8 | 6 | 6 | 36 | 4 | 0 | 1 | 2 | 0 | 6 | 1 | 152-11 | 3-1 | 2 | 1.69 | - | |

2023 Game-By-Game Stats

#52 Josh Sanders - 17 appearances (All games)

| Date | Opponent | GS | IP | H | R | ER | BB | SO | 2B | 3B | HR | WP | BK | HBP | IBB | Score | W-L | Sv | ERA | NP | |
|--------|------------------|----|------|----|----|----|----|----|----|----|----|----|----|-----|-----|--------|-----|-----|------|------|----|
| Feb 17 | GONZAGA | | 1.0 | 0 | 0 | 0 | 0 | 0 | 0 | 0 | 0 | 0 | 0 | 0 | 0 | 8-4 | 0-0 | 0 | 0.00 | 18 | |
| Feb 20 | GONZAGA | | 2.0 | 1 | 3 | 0 | 0 | 1 | 0 | 0 | 1 | 0 | 0 | 0 | 0 | 0 | 9-8 | 0-0 | 0 | 0.00 | 28 |
| Feb 24 | WESTERN ILLINO | | 1.0 | 0 | 0 | 0 | 0 | 1 | 0 | 0 | 0 | 0 | 0 | 0 | 0 | 11-3 | 0-0 | 0 | 0.00 | 11 | |
| Feb 28 | AIR FORCE | | 1.2 | 3 | 3 | 3 | 0 | 0 | 0 | 0 | 2 | 0 | 0 | 0 | 0 | 9-4 | 0-0 | 0 | 4.76 | 25 | |
| Mar 03 | vs Rice | | 1.2 | 2 | 0 | 0 | 0 | 2 | 0 | 0 | 0 | 0 | 0 | 0 | 0 | 2-3 | 0-0 | 0 | 3.68 | 27 | |
| Mar 10 | IOWA | | 1.0 | 0 | 0 | 0 | 1 | 1 | 0 | 0 | 0 | 0 | 0 | 0 | 0 | 17-5 | 0-0 | 0 | 3.24 | 19 | |
| Mar 12 | IOWA | | 0.0 | 2 | 1 | 0 | 0 | 0 | 1 | 0 | 0 | 0 | 0 | 0 | 0 | 9-10 | 0-0 | 0 | 3.24 | 10 | |
| Mar 15 | UT ARLINGTON | | 3.0 | 6 | 2 | 2 | 1 | 2 | 1 | 0 | 0 | 0 | 0 | 0 | 0 | 14-7 | 1-0 | 0 | 3.97 | 42 | |
| Mar 25 | at Texas | | 0.1 | 2 | 2 | 2 | 0 | 0 | 0 | 0 | 0 | 0 | 0 | 0 | 0 | 5-6 | 1-0 | 0 | 5.40 | 7 | |
| Mar 31 | TCU | | 1.2 | 1 | 1 | 1 | 2 | 2 | 0 | 0 | 0 | 0 | 0 | 0 | 0 | 20-16 | 1-0 | 0 | 5.40 | 41 | |
| Apr 16 | at Oklahoma | | 2.0 | 3 | 3 | 3 | 2 | 0 | 1 | 0 | 0 | 0 | 0 | 0 | 0 | 2-12 | 1-0 | 0 | 6.46 | 39 | |
| Apr 19 | GRAND CANYON | | 1.0 | 1 | 3 | 2 | 1 | 0 | 0 | 0 | 0 | 0 | 0 | 1 | 0 | 11-6 | 1-0 | 0 | 7.16 | 28 | |
| Apr 30 | at Kansas State | | 1.1 | 2 | 1 | 1 | 0 | 1 | 0 | 0 | 0 | 1 | 0 | 1 | 0 | 8-10 | 1-0 | 0 | 7.13 | 28 | |
| May 05 | SAM HOUSTON | | 1.1 | 3 | 0 | 0 | 1 | 2 | 0 | 0 | 0 | 1 | 0 | 0 | 1 | 12-10 | 1-0 | 0 | 6.63 | 19 | |
| May 07 | SAM HOUSTON | | 2.2 | 2 | 1 | 1 | 0 | 0 | 1 | 0 | 0 | 0 | 0 | 1 | 0 | 10-8 | 2-0 | 0 | 6.23 | 26 | |
| May 14 | at West Virginia | | 1.0 | 2 | 2 | 2 | 1 | 1 | 0 | 0 | 1 | 0 | 0 | 0 | 0 | 3-5 | 2-1 | 0 | 6.75 | 16 | |
| May 25 | vs Oklahoma | | 3.0 | 0 | 0 | 0 | 0 | 2 | 0 | 0 | 0 | 0 | 0 | 0 | 0 | 10-9 | 3-1 | 0 | 5.96 | 33 | |
| Totals | | 0 | 25.2 | 30 | 22 | 17 | 9 | 15 | 4 | 0 | 4 | 2 | 0 | 3 | 1 | 160-12 | 3-1 | 0 | 5.96 | - | |



54 MAX HUFFLING

LEFT-HANDED PITCHER

Senior | 5th Yr. (First at Tech) | L/L | 6-9 | 255
Edmond, Okla./Deer Creek (Abilene Christian)

CAREER HIGHS (AT ACU):

Innings pitched: 6.1, Apr. 25, 2023
Strikeouts: 7, vs. Texas Tech, Apr. 25, 2023; 7, vs. Oregon, Feb. 18, 2024

PERSONAL: Born in Edmond, Ok. on September 5, 2000... grew up in Edmond, Ok... son of Wayne and Cheryl Huffling... brother to Madison (28)... has earned an undergraduate degree in Kinesiology; Pre-Physical Therapy and a Strategic Sports Communication certificate.

NOTES: Faced the Red Raiders multiple times at ACU before deciding to transfer versatile lefty that can both start and come out of the bullpen ... started and pitched out of the pen at ACU ... struck out a career-best seven against Tech last season.

WARM-UP SONG: Home Team - Lakeview

2024 Game-By-Game Stats

#54 Huffling, Max - 5 appearances (All games)

| Date | Opponent | GS | IP | H | R | ER | BB | SO | 2B | 3B | HR | WP | BK | HBP | IBB | Score | W-L | Sv | ERA | NP |
|--------|---------------|----|-----|----|---|----|----|----|----|----|----|----|----|-----|-----|-------|-----|----|------|----|
| Feb 18 | vs Oregon | | 3.0 | 6 | 1 | 1 | 0 | 7 | 2 | 1 | 0 | 0 | 0 | 0 | 0 | 11-7 | 0-0 | 1 | 3.00 | 50 |
| Mar 01 | GARDNER-WEBB | | 0.2 | 5 | 3 | 3 | 0 | 0 | 0 | 0 | 0 | 3 | 0 | 0 | 0 | 10-7 | 0-0 | 1 | 9.82 | 24 |
| Mar 08 | TEXAS | | 1.0 | 1 | 0 | 0 | 0 | 1 | 0 | 0 | 0 | 1 | 0 | 0 | 0 | 8-22 | 0-0 | 1 | 7.71 | 20 |
| Mar 12 | NEW MEXICO ST | | 0.1 | 0 | 0 | 0 | 0 | 0 | 0 | 0 | 0 | 0 | 0 | 0 | 0 | 13-7 | 0-0 | 1 | 7.20 | 11 |
| Mar 16 | at Baylor | | 1.1 | 2 | 0 | 0 | 0 | 0 | 0 | 0 | 0 | 0 | 0 | 0 | 0 | 1-5 | 0-0 | 1 | 5.68 | 14 |
| Totals | | 0 | 6.1 | 14 | 4 | 4 | 0 | 8 | 2 | 1 | 0 | 4 | 0 | 0 | 0 | 43-48 | 0-0 | 1 | 5.68 | - |



56 JACK WASHBURN

RIGH-HANDED PITCHER

Redshirt Junior | 4th Yr. (2nd at Tech) | R/R | 6-2 | 215
 Webster, Wisc./Webster HS (Ole Miss) (Oregon State)

CAREER HIGHS

Innings pitched: 5.0 innings pitched, at Kentucky, Apr. 3, 2022
 Strikeouts: 8, vs. Texas Southern, Feb. 25, 202

PERSONAL:

Son of Jarrod and Kerrie Washburn ... Has one sister, Ava, and one brother, Owen ... Father, Jarrod, played for the Los Angeles Angels of Anaheim from 1998-2005, the Seattle Mariners from 2006-2009 and the Detroit Tigers in 2009. Won a World Series with the Angels in 2002. Finished fourth in American League Cy Young Award voting in 2002 ... Born on November 5, 2000.

NOTES:

Has cracked the rotation after missing 2023 due to injury ... won a national title at Ole Miss ... pitched to a 5-2 record with a 3.35 ERA at Ole Miss ... Went 4-2 with a 3.12 ERA at Oregon State.

WARM-UP SONG: Brian Stew - Green Day

2024 Game-By-Game Stats

#56 Washburn, Jack - 9 appearances (All games)

| Date | Opponent | GS | IP | H | R | ER | BB | SO | 2B | 3B | HR | WP | BK | HBP | IBB | Score | W-L | Sv | ERA | NP |
|--------|---------------|----|------|----|----|----|----|----|----|----|----|----|----|-----|-----|-------|-----|----|------|----|
| Feb 18 | vs Oregon | * | 4.0 | 6 | 3 | 3 | 1 | 6 | 1 | 0 | 0 | 0 | 0 | 0 | 0 | 11-7 | 0-0 | 0 | 6.75 | 78 |
| Feb 25 | TEXAS SOUTHER | * | 4.1 | 6 | 4 | 4 | 3 | 8 | 1 | 0 | 2 | 0 | 0 | 0 | 0 | 16-5 | 1-0 | 0 | 7.56 | 89 |
| Mar 03 | GARDNER-WEBB | * | 3.1 | 7 | 4 | 4 | 1 | 3 | 0 | 0 | 1 | 0 | 0 | 1 | 0 | 9-5 | 1-0 | 0 | 8.49 | 55 |
| Mar 10 | TEXAS | * | 3.1 | 3 | 3 | 2 | 1 | 2 | 1 | 0 | 1 | 0 | 0 | 0 | 0 | 7-9 | 1-0 | 0 | 7.80 | 56 |
| Mar 17 | at Baylor | * | 4.1 | 6 | 3 | 3 | 3 | 2 | 1 | 0 | 0 | 2 | 0 | 1 | 1 | 2-7 | 1-1 | 0 | 7.45 | 72 |
| Mar 23 | BYU | * | 4.0 | 2 | 1 | 1 | 5 | 4 | 2 | 0 | 0 | 0 | 0 | 0 | 0 | 10-1 | 1-1 | 0 | 6.56 | 89 |
| Apr 01 | STANFORD | * | 3.0 | 3 | 2 | 2 | 3 | 3 | 0 | 0 | 1 | 0 | 0 | 0 | 0 | 10-9 | 1-1 | 0 | 6.49 | 54 |
| Apr 06 | HOUSTON | * | 1.0 | 3 | 2 | 2 | 0 | 0 | 1 | 0 | 0 | 0 | 0 | 0 | 0 | 15-12 | 1-1 | 0 | 6.91 | 16 |
| Apr 13 | at TCU | * | 1.1 | 2 | 1 | 0 | 0 | 1 | 0 | 0 | 0 | 0 | 0 | 0 | 0 | 2-4 | 1-1 | 0 | 6.59 | 22 |
| Totals | | 7 | 28.2 | 38 | 23 | 21 | 17 | 29 | 7 | 0 | 5 | 2 | 0 | 2 | 1 | 82-59 | 1-1 | 0 | 6.59 | - |

2023 Game-By-Game Stats (Injured)

2022 Game-By-Game Stats

#56 Jack Washburn - 15 appearances (All games)

| Date | Opponent | GS | IP | H | R | ER | BB | SO | 2B | 3B | HR | WP | BK | HBP | IBB | Score | W-L | Sv | ERA | NP |
|--------|-------------------|----|------|----|----|----|----|----|----|----|----|----|----|-----|-----|--------|-----|----|------|----|
| Feb 18 | CHARLESTON SOUT | | 1.0 | 0 | 0 | 0 | 1 | 1 | 0 | 0 | 0 | 0 | 0 | 0 | 0 | 9-3 | 0-0 | 0 | 0.00 | 17 |
| Feb 23 | ARKANSAS STATE | * | 3.0 | 2 | 2 | 1 | 4 | 4 | 0 | 0 | 0 | 0 | 0 | 1 | 0 | 15-5 | 0-0 | 0 | 2.25 | 62 |
| Mar 02 | ULM | * | 5.0 | 1 | 1 | 0 | 4 | 7 | 0 | 0 | 0 | 0 | 1 | 0 | 0 | 11-1 | 1-0 | 0 | 1.00 | 84 |
| Mar 09 | ALCORN STATE | * | 3.0 | 3 | 1 | 1 | 0 | 4 | 0 | 0 | 1 | 0 | 1 | 0 | 0 | 16-1 | 2-0 | 0 | 1.50 | 31 |
| Mar 15 | at Southeastern | * | 5.0 | 4 | 2 | 1 | 3 | 5 | 0 | 0 | 1 | 2 | 0 | 1 | 0 | 1-5 | 2-1 | 0 | 1.59 | 82 |
| Mar 23 | MEMPHIS | * | 3.1 | 4 | 5 | 5 | 1 | 2 | 0 | 0 | 1 | 0 | 0 | 3 | 0 | 11-8 | 2-1 | 0 | 3.54 | 67 |
| Mar 29 | NORTH ALABAMA | * | 3.0 | 3 | 1 | 0 | 0 | 4 | 1 | 0 | 0 | 0 | 0 | 0 | 0 | 20-3 | 3-1 | 0 | 3.09 | 56 |
| Apr 03 | at Kentucky | * | 5.0 | 4 | 1 | 1 | 2 | 6 | 1 | 0 | 1 | 0 | 0 | 1 | 0 | 10-1 | 4-1 | 0 | 2.86 | 85 |
| Apr 10 | ALABAMA | * | 3.0 | 5 | 3 | 3 | 3 | 2 | 3 | 0 | 0 | 2 | 0 | 2 | 0 | 3-7 | 4-2 | 0 | 3.45 | 75 |
| Apr 16 | at South Carolina | * | 1.0 | 1 | 1 | 0 | 1 | 0 | 0 | 0 | 0 | 0 | 0 | 0 | 0 | 8-9 | 4-2 | 0 | 3.34 | 17 |
| May 07 | MISSOURI | | 2.0 | 1 | 0 | 0 | 0 | 2 | 1 | 0 | 0 | 0 | 0 | 0 | 0 | 8-1 | 4-2 | 0 | 3.15 | 28 |
| May 15 | at LSU | | 1.1 | 1 | 0 | 0 | 1 | 0 | 1 | 0 | 0 | 1 | 0 | 1 | 0 | 8-5 | 4-2 | 0 | 3.03 | 22 |
| May 20 | TEXAS A&M | | 1.2 | 2 | 2 | 2 | 2 | 1 | 2 | 0 | 0 | 0 | 0 | 0 | 0 | 14-6 | 5-2 | 0 | 3.38 | 42 |
| Jun 06 | vs Arizona-G | | 1.0 | 0 | 0 | 0 | 0 | 1 | 0 | 0 | 0 | 0 | 0 | 0 | 0 | 22-6 | 5-2 | 0 | 3.29 | 8 |
| Jun 22 | vs Arkansas | | 2.0 | 2 | 1 | 1 | 1 | 3 | 1 | 0 | 0 | 0 | 0 | 0 | 0 | 2-3 | 5-2 | 0 | 3.35 | 43 |
| Totals | | 9 | 40.1 | 33 | 20 | 15 | 23 | 42 | 10 | 0 | 4 | 5 | 2 | 9 | 0 | 158-64 | 5-2 | 0 | 3.35 | - |



TV/RADIO ROSTER



2
GAGE HARRELSON
So. | 2nd Yr. | OF | L/L
Warner Robins, GA
Houston County HS



3
TRACER LOPEZ
So. | 2nd Yr. | INF | L/R
Rosebud, TX
C.H. Yoe HS



4
KEVIN BAZZELL
So. | 3rd Yr. | C/INF | R/R
Rockwall, TX
Rockwall-Heath HS




5
TJ POMPEY
Fr. | 1st Yr. | INF | R/R
Coppell, Texas
Coppell HS



7
GARET BOEHM
Fr. | 1st Yr. | INF | R/R
Taylor, Texas
Hutto HS



8
HUDSON PARKER
Jr. | 3rd Yr. | C/RHP | R/R
Rowlett, Texas
Rowlett HS/Midland College



11
DAVIS RIVERS
Fr. | 1st Yr. | C/INF | L/R
Waller, Texas
Waller HS



12
CADE MCGEE
Jr. | 3rd Yr. | INF/RHP | R/R
Tucson, Ariz
Salpointe Catholic/Gonzaga



13
GAVIN KASH
Jr. | 3rd Yr. | INF | L/R
Sour Lake, Texas
Kelly Catholic/Texas



14
TRAVIS SANDERS
R-Fr. | 2nd Yr. | INF | R/R
Copperas Cove, Texas
Copperas HS



15
WILL BURNS
So. | 2nd Yr. | INF | R/R
Mission Viejo, Calif.
Trabuco Hills HS



16
LONDON STRIPLING
Fr. | 1st Yr. | INF | L/R
Lawrenceville, Ga.
Parkview HS



17
PARKER HUTYRA
Fr. | 1st Yr. | RH | R/R
North Richland Hills, Texas
Birdville HS



18
ISAIAH RHODES
Sr. | 5th Yr. | RHP | R/R
McKinney, Texas
McKinney North/Southern Miss




19
JOE SOCKWELL
Fr. | 1st Yr. | RHP | R/R
Austin, Texas
Westlake HS



20
AUSTIN GREEN
Sr. | 4th Yr. | INF/OF | S/R
Diana, Texas
New Diana (Weatherford College)



25
OWEN WASHBURN
Jr. | 3rd Yr. | OF/RHP | L/R
Webster, Wisc.
Webster HS



26
DYLAN MAXCEY
So. | 2nd Yr. | C | R/R
Friendswood, Texas
Friendswood HS



28
TABER FAST
So. | 2nd Yr. | LHP/UTL | L/R
Chehalis, Wash.
Olympia



29
CARSON PRIEBE
Fr. | 1st Yr. | RHP | R/R
Frisco, Texas
Wakeland



30
COLE KAASE
Fr. | 1st Yr. | RHP | R/R
Katy, Texas
Katy HS



31
DAMIAN BRAVO
So. | 2nd Yr. | RHP/UTL | R/R
Haltom City, Texas
Haltom HS



32
TRENDAN PARISH
Jr. | 3rd Yr. | RHP | R/R
Poolville, Texas
Southwest Christian



33
CHANDLER COE
Fr. | 1st Yr. | RHP | L/R
Lakeside, Conn.
Loomis Chaffee School



34
ZANE PETTY
So. | 2nd Yr. | RHP | R/R
Corsicana, Texas
Corsicana HS




37
CARSON BAUGH
Jr. | 3rd Yr. | LHP | L/L
Pottsboro, Texas
Denison/Seminole State



38
JACOB ROGERS
So. | 2nd Yr. | RHP | R/R
Friendswood, Texas
Friendswood HS



41
BRADY TROMBELLO
Fr. | 1st Yr. | RHP | R/R
Ridgefield, Wash.
Prairie HS



42
KYLE ROBINSON
Jr. | 3rd Yr. | RHP | R/R
Vienna, Va.
George C. Marshall



43
BRENDAN LYSIK
Jr. | 3rd Yr. | LHP | L/L
Waldwick, N.J.
St. Joseph Regional



44
HUDSON LUCE
r-Sr. | 5th Yr. | LHP | L/L
Houston, Texas
Houston, Texas Atascosa/Temple



45
DEREK BRIDGES
Sr. | 4th Yr. | LHP | L/L
Duncan, Okla.
Duncan



46
RYAN FREE
Sr. | 4th Yr. | LHP | L/L
Frisco, Texas
Frisco HS/Grayson College



48
MAC HEUER
Fr. | 1st Yr. | RHP | R/R
Greensboro, Ga.
Homeschooled



50
DREW WOODCOX
Sr. | 4th Yr. | OF | R/R
Houston, Texas
Lamar HS/Rice



51
ZACH ERDMAN
So. | 2nd Yr. | LHP | R/L
Keller Texas
McKinney Boyd HS




52
JOSH SANDERS
Sr. | 4th Yr. | RHP | R/R
Yukon, Okla.
Yukon HS



54
MAX HUFFLING
Sr. | 5th Yr. | LHP | L/L
Edmond, Okla.
Deer Creek



56
JACK WASHBURN
R-Jr. | 5th Yr. | RHP | R/R
Webster, Wisc.
Webster HS/Ole Miss



6
TIM TADLOCK
Head Coach
12th Season



19
J-BOB THOMAS
Asst. Coach (3rd base)
12th Season



50
MATT GARDNER
Asst. Coach
11th Season



33
JOE HUGHES
Asst. Coach (1st base)
12th Season



RAY HAYWARD
Special Asst.
12th Season



ERIC GUTIERREZ
Dir. of Operations
6th Season