



NEBRASKA[®] BASEBALL

3 CWS Appearances | 17 NCAA Regional Appearances | 12 Conference Champions
48 First-Team All-Americans | 107 MLB Draft Picks



2024 SCHEDULE/RESULTS

Overall Record	22-7
Big Ten Record	5-1
at Hawks Field	11-2
Road Games	10-3
Neutral Games	1-2
Streak	L1
Last 10 Games	8-2

Date	Opponent	Time (CT)/Result
2/16	vs. Baylor [^]	W, 4-1
2/17	vs. No. 21 Texas Tech [^]	L, 6-3
2/18	vs. Oklahoma [^]	L, 7-6
2/22	at Grand Canyon	W, 7-2
2/23	at Grand Canyon	W, 11-1
2/24	at Grand Canyon	L, 7-5
2/25	at Grand Canyon	W, 10-8
2/29	at College of Charleston	W, 6-5 (10)
3/1	at College of Charleston	CANCELED
3/2	at College of Charleston	W, 5-4
3/3	at College of Charleston	W, 5-3
3/8	SOUTH ALABAMA	L, 11-3
3/9	SOUTH ALABAMA	W, 13-2
3/10	SOUTH ALABAMA	W, 12-7
3/12	at Wichita State	W, 8-6
3/13	at Wichita State	L, 9-3
3/15	NICHOLLS	W, 7-6
3/16	NICHOLLS	W, 16-0
3/17	NICHOLLS	W, 11-4
3/19	OMAHA	W, 11-5
3/20	NORTH DAKOTA STATE	W, 3-1
3/22	NEW MEXICO STATE	W, 14-2
3/23	NEW MEXICO STATE	W, 2-1
3/24	NEW MEXICO STATE	CANCELED
3/26	at Kansas State	CANCELED
3/29	at Northwestern*	W, 5-2
3/30	at Northwestern*	W, 9-5
3/31	at Northwestern*	W, 8-7 (10)
4/2	at Creighton	L, 5-3
4/5	OHIO STATE*	W, 3-0
4/6	OHIO STATE*	W, 7-3
4/7	OHIO STATE*	L, 9-3
4/9	at Kansas	6 PM
4/12	at Rutgers*	5 PM
4/13	at Rutgers*	3 PM
4/14	at Rutgers*	12 PM
4/16	CREIGHTON	6:05 PM
4/19	MARYLAND*	6:05 PM
4/20	MARYLAND*	2:05 PM
4/21	MARYLAND*	1:05 PM
4/23	KANSAS	6:05 PM
4/26	IOWA*	6:05 PM
4/27	IOWA*	1:15 PM
4/28	IOWA*	1:05 PM
4/30	at Creighton	6 PM
5/1	KANSAS STATE	6:05 PM
5/3	at Minnesota*	6 PM
5/4	at Minnesota*	2 PM
5/5	at Minnesota*	1 PM
5/8	SOUTH DAKOTA STATE	6:05 PM
5/10	INDIANA*	6:05 PM
5/11	INDIANA*	6:05 PM
5/12	INDIANA*	1:05 PM
5/16	at Michigan State*	5:05 PM
5/17	at Michigan State*	5:05 PM
5/18	at Michigan State*	12:05 PM

Home games = Red all caps

* Big Ten games

[^] Shriners Children's College Showdown at Globe Life Field

GAME 30 - NEBRASKA AT KANSAS - APRIL 9

LAWRENCE, KAN. | HOGLUND BALLPARK



22-7
5-1 B1G



15-14
7-8 Big 12

NEBRASKA HUSKERS

Ranking..... 23 (D1Baseball) | 21 (BA)
..... 21 (USA Today) | 25 (PG) | 20 (NCBWA)
Head Coach..... Will Bolt
Career Record 119-82-1 (5th Year)
Record at Nebraska Same

KANSAS JAYHAWKS

Ranking..... NR
Head Coach..... Dan Fitzgerald
Career Record 40-46 (2nd Year)
Record at Kansas Same

MATCHUP AT A GLANCE

Nebraska		Kansas
.289	BA	.285
988	AB	987
203	R	195
286	H	281
55	2B	77
4	3B	5
26	HR	34
185	RBI	191
.432	SLG%	.476
132	BB	144
231	SO	190
.395	OB%	.388
47-64	SB-ATT	15-18
3.88	ERA	4.54
13	SV	3
84	BB	110
243	SO	269
.227	BAA	.264
.970	FLD%	.966
33	E	36

PROBABLE PITCHERS

NEBRASKA

Tuesday: Ty Horn - RHP - Fr.

Stats: 1-0, 4.85 ERA, 6 APP, 13.0 IP, 7 BB, 9 K

KANSAS

Tuesday: J'Briell Easley - RHP - RJr.

Stats: 0-0, 2.25 ERA, 3 APP, 4.0 IP, 2 BB, 6 K

GAME COVERAGE

TUESDAY, APRIL 9

First Pitch: 6 PM CT

TV/Stream: ESPN+

Radio: Huskers Radio Network

Live Stats: Huskers.com

SERIES HISTORY

All-Time Series: Nebraska leads, 149-101-2

Last Game: Nebraska, 3-1 in Kansas City (4/27/16)

Win Streak: Nebraska, 1 game

NUMBERS TO KNOW

1 Nebraska makes the trip to Lawrence for the first time since the Big Red joined the Big Ten in 2012.

5 The NU pitching staff ranks among the top 20 in five statistical categories, sitting sixth in WHIP (1.17) and hits allowed/9 inn. (2.91).

4 The Huskers have dominated the fourth inning against opponents this season, outscoring opponents 30-6 in the fourth frame through 29 games.

16 Riley Silva has been plunked 16 times through the first 29 games this season, which ranks eighth nationally.

QUICK FACTS

General Information

Location Lincoln, Neb.
 Population 298,126
 Enrollment 25,390
 Founded 1869
 Nickname Cornhuskers, Huskers
 Colors Scarlet and Cream
 Affiliation NCAA Division I
 Conference Big Ten

Coaches and Staff

Head Coach Will Bolt
 Alma Mater Nebraska, 2003
 NEB Record 119-82-1 (5th Year)
 Career Record Same
 Assistant Coach Rob Childress
 Alma Mater Northwood, 1990
 Assistant Coach Lance Harvell
 Alma Mater Texas A&M, 2006
 Assistant Coach Mike Sirianni
 Alma Mater Arkansas State, 2006
 Dir. of Program Development Conor Behrens
 Strength Coach Bryce Siecko
 Athletic Trainer Tanner Fowler

Baseball History

Season of Nebraska Baseball in 2024 118th
 First Season of Nebraska Baseball 1889
 All-Time Record 2,347-1,709-18 (.577)
 All-Time Conference Record 914-850-2 (.516)
 All-Time NCAA Tournament Record .. 36-35 (.507)
 Conference Regular Season Titles 8
 Conference Tournament Titles 4
 NCAA Tournament Appearances 17
 Super Regionals Appearances 4
 College World Series Appearances 3
 All-America Certificates 114
 First-Team All-America Certificates 48
 Freshman All-America Certificates 36
 CoSIDA Academic All-Americans 21
 All-Big Ten Selections (Since 2012) 46
 Perfect Games Thrown 1 (1980)
 No-Hitters Thrown .. 8 (4 Individual, 4 Combined)
 Huskers Who Have Played in the MLB 39

Hawks Field at Haymarket Park

Capacity 8,486
 First Season 2002
 All-Time Record 419-167-1
 Playing Surface Kentucky Bluegrass
 Dimensions 335 (LL); 403 (LC); 395 (CF); 400 (RC); 325 (RL)

Team Information

Letterwinners Returning/Lost 13/20
 Position Starters Returning/Lost 4/4
 Pitchers Returning/Lost 8/12
 Newcomers 25 (11 Freshmen)
 Overall Record 22-7
 Big Ten Record 5-1

Communications Information

Baseball Contact Jared Meister
 Email jmeister@huskers.com
 Phone (402) 472-7781
 Fax (402) 472-2005
 Ticket Office ... 1-800-8 BIG RED or (402) 472-3111
 Ticket Website Huskers.com/Tickets
 Radio Huskers Radio Network

SEASON NOTES

Follow the Game

- Tuesday night's game at Kansas can be seen on ESPN+.
- Fans can also listen to Greg Sharpe and Ben McLaughlin call the action Tuesday night on the Huskers Radio Network.
- Every game this season can be heard for free on Huskers.com and the Official Nebraska Huskers App for both iOS and android devices.

Nebraska vs. Kansas

- Through 252 all-time meetings, the Huskers hold a 149-101-2 advantage over the Jayhawks in the all-time series.
- Nebraska and Kansas meet for the first time since the Huskers came away with a 3-1 win in a matchup played at Kauffman Stadium in Kansas City in 2016.
- Tuesday's tilt is the first trip to Lawrence for the Big Red since the Huskers' last season in the Big 12 in 2011, where the Jayhawks took two of three games in a weekend series.

In the Polls

- The Huskers appeared in D1Baseball's Top 25 for the second consecutive week, coming in at No. 23 after ranking 24th last week.
- Nebraska also earned recognition in the national rankings by Baseball America (No. 21), USA Today/Coaches (No. 21), NCBWA (No. 20) and Perfect Game (No. 25).
- The Huskers' last appearance in the national rankings was in the preseason polls in 2022, where the Big Red found themselves ranked in the Baseball America (No. 20), Perfect Game (No. 22) and NCBWA (No. 25) preseason rankings.

Horn Gets the Nod on Tuesday Night

- Freshman Ty Horn is set to toe the rubber and make his third start of the season tomorrow night at Kansas.
- Horn is 1-0 on the season with a save and has compiled a 4.85 ERA and nine strikeouts in 13 innings of work, while opposing hitters have posted a .259 batting average against the freshman.

Huskers Control the Running Game

- The Huskers come into the week as one of three teams nationally to limit opponents to nine stolen bases or fewer this season.
- Nebraska has limited opponents to just 15 stolen base attempts on the season, joining Coastal Carolina as the only two teams in the country to hold opponents to 15 stolen base attempts or less on the year.

Silva's Speed With Stolen Bases

- Riley Silva has posted a .441 on-base percentage for Nebraska this season and is the only Husker to score 25-plus runs (29) through the team's first 29 games.
- The Cambridge, Ontario, native has started 28 of the 29 games this season and has posted a 1.000 fielding percentage (71-for-71) in center field for the Huskers.
- Silva is one of eight DI players to steal 19-plus bases and be caught two-or-fewer times, including one of three Power Five players this season.

Player (School)	SB	CS
Marshall Toole (Marshall)	27	0
South Trimble (George Mason)	22	1

Jackson Strong (Canisius)	21	1
Reggie Bussey (Oakland)	20	1
Daniel Dickinson (Utah Valley)	19	0
Kazuya Jordan (VMI)	19	1
Jordan McCladdie (Jackson State)	19	2
Riley Silva (Nebraska)	19	2

Bats in the Nebraska Lineup

- Josh Caron is hitting .315 at the plate with seven doubles, a triple, six home runs, a team-high 35 RBI and 20 runs scored. The junior leads the Big Red with six home runs and 10 multi-hit performances this season.
- Cole Evans is hitting .304 with six doubles, two home runs, 21 RBI and 23 runs in 29 games, including 24 starts, while Garrett Anglim holds a .284 batting average with four doubles, two homers, 18 RBI and 15 runs in 20 starts.
- Cayden Brumbaugh leads all qualified Huskers with a .341 batting average, recording multiple hits in three of his last four games.
- Case Sanderson is hitting .356 with a triple, home run, 11 RBI and eight runs scored, while Tyler Stone holds a .295 hitting clip with five doubles, four home runs and 18 RBI.
- Riley Silva leads the Huskers with 29 runs and 19 stolen bases while hitting .297 at the plate in 28 starts.
- Dylan Carey launched a two-run home run last Friday night and leads the Big Red with 10 doubles, while Rhett Stokes is batting .316 with eight doubles and 10 RBI.

Huskers in the Pen

- Kyle Perry's 14 relief appearances lead all NU arms in the bullpen, as the senior is 1-0 with a 3.00 ERA and three saves. The southpaw is scoreless in six of his last seven outings and recorded his third multi-inning appearance last Sunday vs. Ohio State.
- Casey Daiss has a team-high four saves for the Huskers in 8.1 innings, while Tucker Timmerman made his 12th appearance of the season against Ohio State.
- Rans Sanders and Jalen Worthley have each made 10 relief appearances for the Big Red. Sanders has a 1.08 ERA across 8.1 innings of work, while Worthley is 2-0 with two saves in 14.2 innings.
- Evan Borst is 2-0 with 10 strikeouts across 7.2 inning and has held opponents to a .115 batting average this season.
- Kyle Froehlich has appeared in seven games for the Huskers, punching out seven batters across eight innings.

Rob Childress Pitching Factory

- Proven to be one of the nation's top pitching coaches at the collegiate level, Rob Childress has produced 24 All-Americans and 39 top-10 round draft picks in his 24 seasons directing the pitching at Nebraska and Texas A&M.
- Under his tutelage, 79 pitchers have been drafted or signed as free agents during his time with the Huskers and Aggies.
- Childress' pitching staffs have finished in the top-15 in the country in ERA eight times since 2000, including top-three finishes on three occasions. Five of his pitching staffs have finished in the top-25 nationally in strikeouts per nine innings since 2010, including four times in the top 10.
- In his first stint at Nebraska, the Huskers

produced five of the top six single-season strikeout totals in school history, including a school-record 538 strikeouts in 2005, while issuing fewer than three walks per game in his final five seasons in Lincoln.

Category (25 Seasons with NEB/TAMU)	Stat
ERA	3.44
Strikeouts/9 inn.	7.61
Hits/9 inn.	8.1
Strikeout-to-Walk Ratio	2.7
Strikeouts/Season	489.1

Four Huskers Among the National Leaders

• As of April 8, four Huskers rank among the top 50 nationally in 18 individual offensive and pitching statistics.

Category	Value	B1G	NCAA
Brett Sears			
Complete Games	1	1st	15th
Earned Run Average	1.14	1st	4th
Games Started	8	3rd	23rd
Strikeout-to-Walk Ratio	6.33	2nd	26th
Strikeouts	57	3rd	45th
Victories	6	2nd	7th
WHIP	0.60	1st	1st
Walks Allowed/9 inn.	1.46	4th	34th

Will Walsh

Strikeout-to-Walk Ratio	5.8	3rd	38th
Walks Allowed/9 inn.	1.34	2nd	23rd

Riley Silva

Hit by Pitch	16	1st	8th
Hit by Pitch/Game	0.57	1st	7th
Hits Allowed/9 inn.	3.90	1st	1st
Sacrifice Bunts	7	1st	12th
Sacrifice Bunts/Game	0.25	1st	15th
Stolen Bases	19	1st	11th
Stolen Bases/Game	0.68	1st	9th

Cole Evans

Sacrifice Flies	4	1st	33rd
-----------------	---	-----	------

Big Red Among the National Leaders

• Nebraska ranks among the Big Ten leaders and are top 50 nationally in eight statistical categories, including two in the top 10 as of April 8.

Category	Value	B1G	NCAA
Earned Run Average	3.88	1st	16th
Hits Allowed/9 inn.	7.66	1st	15th
Sacrifice Bunts	23	1st	22nd
Shutouts	2	1st	44th
Strikeout-to-Walk Ratio	2.89	1st	13th
WHIP	1.17	1st	6th
W-L Pct.	.759	1st	19th
Walks Allowed/9 inn.	2.91	1st	6th

Huskers by Month in 2024

	Feb.	March	April	May
Records	5-3	15-2	2-2	---
Runs	52	135	16	---
Runs/Game	6.5	7.9	4.0	---
Opp. Runs/Game	4.6	4.4	4.3	---
Hits	73	179	34	---
Hits/Game	9.1	10.5	8.5	---
ERA	3.89	3.82	4.11	---
Strikeouts	55	151	37	---
Strikeouts/Game	6.9	8.9	9.3	---

Stokes Makes History at Haymarket Park

• Junior Rhett Stokes had a hot start to his NU career in home games, becoming the first Husker in Haymarket Park history to post five consecutive three-hit games.

• The five-game streak surpassed the previous long of three games set by Michael Pritchard (2014) and Nick Jaros (2006).

• In the five-game span, Stokes hit a blistering 15-for-20 (.750) at the plate with four doubles, seven RBI and five runs scored.

Timmerman Collects Rare Win on Opening Day

• Tucker Timmerman became the first Nebraska freshman to record a win on Opening Day since at least 1999.

• The Beatrice, Neb., native made his collegiate debut in a tied game in the bottom of the sixth inning against Baylor and hurled 1.2 scoreless innings in relief.

• Along with being the first freshman, Timmerman becomes the fourth underclassman to record a win in the season opener for the Huskers, joining sophomores Eric Rose (2009), Tony Watson (2006) and Zach Kroenke (2004).

#ProBigRed: Huskers in the Pros

• With the MLB season underway, Aaron Bummer (Braves), Jake Meyers (Astros) and Matt Waldron (Padres) represent the Huskers in the MLB.

• Along with Bummer, Meyers and Waldron, the Huskers have nine former players currently playing at the minor league level.

Player (Organization)	Level
Aaron Bummer (Braves)	MLB
Jake Meyers (Astros)	MLB
Matt Waldron (Padres)	MLB
Cade Povich (Orioles)	Triple-A
Aaron Palensky (Yankees)	Double-A
Jake McSteen (Braves)	Double-A
Spencer Schwellenbach (Braves)	High-A
Shay Schanaman (Braves)	High-A
Max Anderson (Tigers)	High-A
Brice Matthews (Astros)	High-A
Jace Kaminska (Rockies)	Single-A
Emmett Olson (Marlins)	FCL Marlins

The Canadian Connection

• Nebraska has bolstered its roster this season with six Canadian players, marking the third consecutive season with at least one player from the Great White North on the NU roster.

• The Huskers are one of five programs nationally with at least five Canadians on the roster and have the third most, trailing Niagara and Canisius with 14 and nine, respectively.

School	# of Players
Niagara	14
Canisius	9
Nebraska	6
North Dakota State	6
Utah	5

JUCO Class Receives National Recognition

• The Huskers were recognized in October with the top-ranked JUCO class in JBB's Made it to Campus Junior College Class Rankings.

IN THE POLLS

DIBaseball	USA Today Coaches	Baseball America	NCBWA	Perfect Game	NEB IN THE POLLS
1. Arkansas	1. Arkansas	1. Arkansas	1. Arkansas	1. Arkansas	WK D1 USA BA NCBWA PG
2. Clemson	2. Clemson	2. Clemson	2. Clemson	2. Clemson	1 - - - - -
3. Texas A&M	3. Texas A&M	3. Texas A&M	3. Texas A&M	3. Texas A&M	2 - - - - -
4. Tennessee	4. Tennessee	4. Tennessee	4. Tennessee	4. Oregon State	3 - - - - -
5. Oregon State	5. Oregon State	5. Vanderbilt	5. Oregon State	5. Tennessee	4 - - - - -
6. Vanderbilt	6. Vanderbilt	6. Duke	6. Vanderbilt	6. Vanderbilt	5 - - - - -
7. Duke	7. Duke	7. Florida State	7. Duke	7. Duke	6 - - - - -
8. Kentucky	8. Kentucky	8. Oregon State	8. Kentucky	8. Florida State	7 24 23 22 23 25
9. East Carolina	9. Florida State	9. Virginia	9. Virginia	9. Kentucky	8 23 21 21 20 25
10. Florida State	10. Virginia	10. Kentucky	10. East Carolina	10. Virginia	
11. Virginia	11. East Carolina	11. UC Irvine	11. Florida State	11. Dallas Baptist	
12. UC Irvine	12. North Carolina	12. East Carolina	12. Dallas Baptist	12. North Carolina	
13. North Carolina	13. Dallas Baptist	13. Dallas Baptist	13. North Carolina	13. East Carolina	
14. Wake Forest	14. UC Irvine	14. North Carolina	14. UC Irvine	14. UC Irvine	
15. Dallas Baptist	15. Wake Forest	15. Mississippi State	15. Wake Forest	15. Wake Forest	
16. Virginia Tech	16. Virginia Tech	16. Alabama	16. UCF	16. Florida	
17. UCF	17. Alabama	17. Oregon	17. Coastal Carolina	17. UCF	
18. Oregon	18. Florida	18. Wake Forest	18. Virginia Tech	18. Indiana State	
19. Louisiana	19. UCF	19. UCF	19. Oregon	19. Virginia Tech	
20. Coastal Carolina	20. Coastal Carolina	20. Virginia Tech	20. Nebraska	20. Oklahoma State	
21. Oklahoma State	21. Nebraska	21. Nebraska	21. Louisiana	21. Louisiana	
22. Mississippi State	22. Oregon	22. Coastal Carolina	22. Alabama	22. Coastal Carolina	
23. Nebraska	23. Mississippi State	23. Oklahoma State	23. Mississippi State	23. Mississippi State	
24. Florida	24. Louisiana	24. Louisiana	24. Florida	24. Alabama	
25. Alabama	25. Oklahoma State	25. South Carolina	25. LSU	25. Nebraska	

- It marked the second consecutive season with a top-10 JUCO class for Nebraska after last year's class finished ninth, behind the likes of Arkansas, Tennessee, Ole Miss and Arizona.
- The class features Evan Borst (RHP), Casey Daiss (RHP), Dylan Hufft (INF), Aaron Manias (INF), Mason McConaughy (RHP), Joshua Overbeek (INF), Riley Silva (OF), Rhett Stokes (INF) and Tyler Stone (INF).

Mining the Junior College Ranks

- Of the 42 Huskers on this year's team, 16 Huskers spent time playing at least one season at the junior college level at some time prior to arriving in Lincoln.
- Two players hail from Iowa Central CC, while Alvin CC, Barton County CC, Cisco College, Cloud County CC, Colby CC, College of Southern Nevada, Howard College, Iowa Western CC, Johnson County CC, New Mexico Military Institute, Parkland College, Pasco Hernandez JC and Wharton County JC all had one Husker come through their respective programs.

Stars in the Making

- Nebraska has nine players ranked in D1Baseball's Top MLB Draft Prospects and Impact Freshmen rankings in the Big Ten.

Top Big Ten Prospects - 2024 Draft Eligible

- Dylan Carey - No. 8
- Josh Caron - No. 18
- Gabe Swansen - No. 21
- Drew Christo - No. 22
- Riley Silva - No. 37

Top Big Ten Prospects - 2025 Draft Eligible

- Caleb Clark - No. 14

Top 25 Impact Freshmen List

- Tucker Timmerman - No. 12
- Case Sanderson - No. 15
- Ryan Harrahill - No. 19

Major League Family Ties

- Several members of the 2024 Husker roster have family members who have reached The Show or have heard their name called in the Major League Baseball draft.

Player	Relative	Organization
Brumbaugh	Cliff (Father)	Rangers/Rockies
Carey	Dave (Grandfather)	Expos
	Dan (Great Uncle)	Mets
	Scott Fries (Cousin)	Cubs
Cleavinger	Garrett (Brother)	Rays
Harrahill	Dwight Siebler (3rd Cousin)	Twins
Lewis	Peyton (Father)	Blue Jays

Big Red Family Connection

- Five Huskers on the NU roster have had at least one family member compete in a sport at Nebraska.
- Max Buettenback and Drew Christo have relatives who played on the gridiron for the Big Red, while Dylan Carey and Ryan Harrahill each have a family member who competed for the NU baseball program.
- Garrett Anglim's sister, Lauryn, is a member of the NU soccer program and helped the Huskers to their first Elite Eight appearance since 1999.

Player	Relative	Organization
Anglim	Lauryn (Sister)	Soccer
Buettenback	Ben (Father)	Football
	Matt Vrzal (Uncle)	Football
Carey	Scott Fries (Cousin)	Baseball

Christo	Monte (Father)	Football
Harrahill	Dwight Siebler (3rd Cousin)	Baseball

2024 Big Ten Preseason Poll

- Nebraska was picked to finish fifth in the 2024 Big Ten Preseason Poll for the second consecutive season, the league office announced in February.
- Iowa was chosen as the league's favorite, followed by 2023 NCAA Tournament participants Indiana and Maryland.

Rank	School	2023 Record (B1G)
1.	Iowa	44-16 (15-8)
2.	Indiana	43-20 (16-8)
3.	Maryland	42-21 (17-7)
4.	Rutgers	33-23 (14-10)
5.	Nebraska	33-23-1 (15-9)
6.	Michigan	28-28 (13-11)

NU Among Most Improved P5 Programs in 2023

- Nebraska is one of 11 Power Five programs to record a win differential of +10 or better from 2022 to 2023.

- The Huskers saw a 10-win improvement and went 33-23-1 in 2023 after going 23-30 in 2022.

Team	2023	2022	Diff.
Boston College (ACC)	19	37	+18
Duke (ACC)	39	22	+17
Indiana (Big Ten)	43	27	+16
South Carolina (SEC)	42	27	+15
LSU (SEC)	54	40	+14
Wake Forest (ACC)	54	41	+13
Alabama (SEC)	43	31	+12
Florida (SEC)	54	42	+12
Virginia (ACC)	50	39	+11
Nebraska (Big Ten)	33	23	+10
Ohio State (Big Ten)	31	21	+10

Four Huskers Taken in 2023 MLB Draft

- The Huskers have had at least three players picked in the MLB Draft 10 times since 2010 after Brice Matthews, Max Anderson, Emmett Olson and Jace Kaminska had their names called in the 2023 MLB Draft.

- Last year's draft marked the fourth time in program history that the Huskers had at least four players picked in the top 10 rounds. The last time the Big Red had four Huskers go in the first 10 rounds was back in 2005.

- Matthews became the seventh first-round selection in NU history with the 28th overall pick by the Houston Astros. The NU junior was a Dick Howser Trophy semifinalist and second-team All-American by the NCBWA after batting .359 with 11 doubles, two triples, 20 home runs, 67 RBI and 61 runs scored in 2023.

- Anderson heard his name called with the 45th overall pick in the second round to become the fifth second-round selection in program history. The Omaha native was a semifinalist for the Golden Spikes Award and Dick Howser Trophy and a consensus second-team All-American by all media outlets after hitting .414 with 20 doubles, three triples, 21 home runs, 70 RBI and 51 runs scored in 2023.

- Olson was the third Husker to be taken, as he was the 110th overall pick by the Miami Marlins in the fourth round. The NU junior went 6-3 with a 4.50 ERA in 15 starts as the starter on Friday night for the Huskers. Olson compiled 80 strikeouts with 30 walks in 82 innings and held opponents to a .227 batting average.

- Kaminska was taken by the Colorado Rockies in the 10th round of the MLB Draft. The Wichita State transfer went 7-3 with a 4.13 ERA in 14

starts for the Huskers. Kaminska totaled 57 strikeouts with 15 walks in 72 innings while holding opponents to a .235 hitting clip.

Harvell, Sirianni Recognized by D1Baseball

- Assistant coaches Lance Harvell and Mike Sirianni were recognized by D1Baseball as two of the "Top 100 Assistant Coaches on the Rise" in October of 2023.

- Nebraska is one of 20 programs nationally with at least two assistant coaches on the list, including one of three Big Ten programs.

- Entering his fifth season with the Huskers, Harvell coaches hitters and outfielders and serves as NU's third-base coach.

- Sirianni is in his first season with the Huskers after spending the previous four seasons as an assistant coach and recruiting coordinator at Wichita State.

Coaches at the Alma Mater

- Head coach Will Bolt is one of 54 DI coaches leading their alma mater this season. A member of Dave Van Horn's first recruiting class, Bolt was a four-year starter and team captain on Nebraska's 2001 and 2002 College World Series teams. He earned his bachelor's degree in communication studies in 2003 before earning his master's degree in 2006.

NU Among Nation's Best in Attendance

- Nebraska has led the Big Ten in attendance every season since joining the Big Ten in 2012 and ranks 10th nationally in average attendance in the last 12 seasons with 4,123 fans per game.

- The Big Red have ranked in the Top 20 in average attendance in each season since 2012, climbing as high as sixth in 2017 and 2021.


- The Huskers have finished in the top 15 in average attendance in every season since 2015, joining LSU, Ole Miss, Arkansas, South Carolina, Mississippi State, Texas and Florida as the only eight programs to accomplish the feat.

Team	Avg. Attendance Since 2012
1. LSU (SEC)	10,144
2. Ole Miss (SEC)	8,551
3. Arkansas (SEC)	8,282
4. Mississippi State (SEC)	7,881
5. South Carolina (SEC)	6,554
6. Texas (Big 12)	5,382
7. Texas A&M (SEC)	4,626
8. Florida State (ACC)	4,177
9. Clemson (ACC)	4,130
10. Nebraska	4,123

Hawks Field Celebrates 23rd Year in 2024

- The 2024 campaign marks Nebraska's 23rd year playing home games at Hawks Field at Haymarket Park. The Huskers moved to Hawks Field in 2002 after playing at Buck Beltzer Stadium for 23 years from 1979 to 2001.

- Nebraska enters 2024 with a 408-165-1 record at Hawks Field and hasn't had a losing season at home in each of the last 22 seasons. This season, the Huskers have 27 home games scheduled.



N RIGHT-HANDED PITCHER BRETT SEARS 34

BATS
RIGHT

THROWS
RIGHT

HEIGHT
6-0

WEIGHT
205

CLASS
SENIOR

HOMETOWN
WESTPHALIA, IOWA

PREVIOUS SCHOOL
IOWA CENTRAL CC

CAREER STATISTICS (2020-21 at Western Illinois)

Year	ERA	W	L	App	GS	CG	SHO	CBO	SV	IP	H	R	ER	BB	SO	2B	3B	HR	BF	B/Avg	WP	HBP	BK	SFA	SHA
2020	12.27	0	1	3	2	0	0	0	0	7.1	13	10	10	6	6	3	0	1	45	-	1	6	0	0	1
2021	5.91	2	4	8	8	1	1	1	0	42.2	52	32	28	22	25	17	0	2	202	-	2	3	1	2	2
2023	5.29	0	0	11	0	0	0	0	0	17.0	23	10	10	4	23	6	0	3	79	.324	3	3	0	1	0
2024	1.14	6	0	8	8	1	1	1	0	55.1	24	7	7	9	57	3	0	3	201	.127	1	3	1	0	0
TOTAL	4.05	8	5	30	18	2	2	2	0	122.1	112	59	55	41	111	29	0	9	527	-	7	15	2	3	3

SEASON HIGH

9.0 vs. Ohio State, 4/5/24
2 (3x) last at Northwestern, 3/29/24
2 (3x) last at Northwestern, 3/29/24
5 vs. Nicholls, 3/16/24
10 vs. Ohio State, 4/5/24

CATEGORY

Innings Same
Runs 10 vs. Oral Roberts, 4/2/21
Earned Runs 10 vs. Oral Roberts, 4/2/21
Walks 5 (3x) last vs. Nicholls, 3/16/24
Strikeouts Same

CAREER HIGH

2024 GAME-BY-GAME STATISTICS

Date	Opponent	GS	IP	H	R	ER	BB	SO	2B	3B	HR	WP	BK	HBP	IBB	Score	W-L	Sv	ERA	NP	
Feb 16	vs Baylor	*	5.1	3	1	1	0	7	0	0	0	0	0	0	0	4-1	0-0	0	1.69	72	
Feb 23	at Grand Canyon	*	6.0	2	0	0	1	7	0	0	0	0	0	1	0	11-1	1-0	0	0.79	90	
Mar 02	at Charleston	*	6.0	2	2	2	1	7	0	0	1	1	0	0	0	5-4	1-0	0	1.56	91	
Mar 09	SOUTH ALABAMA	*	8.0	4	2	2	0	7	2	0	1	0	0	0	0	13-2	2-0	0	1.78	88	
Mar 16	NICHOLLS	*	6.0	3	0	0	5	6	0	0	0	0	1	0	0	16-0	3-0	0	1.44	108	
Mar 22	NEW MEXICO ST	*	8.0	2	0	0	0	9	0	0	0	0	0	0	0	14-2	4-0	0	1.14	104	
Mar 29	at Northwestern	*	7.0	6	2	2	2	4	1	0	1	0	0	2	0	5-2	5-0	0	1.36	96	
Apr 05	OHIO STATE	*	9.0	2	0	0	0	10	0	0	0	0	0	0	0	3-0	6-0	0	1.14	115	
Totals			8	55.1	24	7	7	9	57	3	0	3	1	1	3	0	71-12	6-0	0	1.14	-

Sears Twirls Two-Hit Complete-Game Shutout

- Brett Sears tossed a two-hit complete-game shutout last Friday to guide Nebraska to a 3-0 victory over Ohio State.
- The complete-game shutout was the first by a Husker since Will Walsh in the 2023 Big Ten Tournament.
- His two hits allowed marked the fewest in a complete game by a Nebraska pitcher since Matt Waldron against Michigan State in 2019.
- The right-hander punched out a career-high 10 batters without issuing a free pass, his fourth outing this season with seven-plus strikeouts and zero walks.

Sears Shines in Starting Role

- Brett Sears leads the nation in WHIP (0.60) and hits allowed/9 inn. (3.90), allowing just six of his 24 hits to go for extra bases, while ranking among the national leaders in ERA (1.14, 4th) and victories (6, T-7th).
- Nebraska is 8-0 this season in games that Sears has started, outscoring opponents 71-12 in those outings.
- In eight starts, Sears is 6-0 with a 1.14 ERA and is one of two starting pitchers in DI this season with 45-plus innings pitched, 55-plus strikeouts and seven earned runs or fewer.

Pitcher (School)	IP	SO	ER
Brett Sears (Nebraska)	55.1	57	7
Jamie Arnold (Florida State)	47.2	69	5

Sears With Quality Starts

- The Westphalia, Iowa, native tossed a complete-game shutout last weekend against the Buckeyes, notching his seventh consecutive quality start for the Huskers.
- The seven straight quality starts are the most by a Nebraska hurler since Aaron Mardsen Waldron recorded seven straight in 2002.
- The right-hander has punched out 57 batters with only nine walks, posting a 6.33 strikeout-to-walk ratio over that span, which ranks second in the conference.
- Sears has allowed four-or-fewer hits in seven of his eight outings, as opponents are hitting just .127 (24-for-189) against the senior.

Sears' Quality Starts

Opponent	IP	H	ER	SO
at Grand Canyon	6.0	2	0	7
at College of Charleston	6.0	2	2	7
South Alabama	8.0	4	2	7
Nicholls	6.0	3	0	6
New Mexico State	8.0	2	0	9
at Northwestern	7.0	6	2	4
Ohio State	9.0	2	0	10

14-Inning Scoreless Inning Streak

- Brett Sears hasn't allowed a run across his last 14.0 innings pitched dating back to the third inning of his Northwestern start on March 29th.
- Sears held a 15.1 inning scoreless streak earlier this season, which also contributed to NU's streak of 23.2 consecutive innings without allowing a run.
- The right-hander hasn't allowed runs in four of his eight starts this season.

Honors & Awards

- » Big Ten Pitcher of the Week
- » Golden Spikes Award Midseason Watch List
- » D1 Baseball Midseason 2nd-Team All-American

Sears Among National Leaders

Category	Value	B1G	NCAA
Complete Games	1	1st	15th
Earned Run Average	1.14	1st	4th
Games Started	8	3rd	23rd
Hits Allowed/9 inn.	3.90	1st	1st
Strikeout-to-Walk Ratio	6.33	2nd	26th
Strikeouts	57	3rd	45th
Victories	6	2nd	7th
WHIP	0.60	1st	1st
Walks Allowed/9 inn.	1.46	4th	34th



N HEAD COACH WILL BOLT 7

One of the catalysts in Nebraska baseball's rise to national prominence in his playing days, Will Bolt returned to his alma mater as former athletic director Bill Moos named Bolt the 24th head coach of the Husker baseball program on June 14, 2019. He enters his third season at the helm in 2022.

Bolt captained the Huskers' first two College World Series teams in 2001 and 2002, and has 12 years of NCAA Division I coaching experience, having served in assistant coaching roles at Texas A&M and Nebraska. Bolt also spent four years as the head coach at Texarkana College.

Nebraska Head Coach

In 2023, the Huskers had four players picked in the first 10 rounds of the MLB Draft for the first time since 2005. Fueled by Second-Team All-American Max Anderson and first-round draft pick Brice Matthews, the Nebraska offense belted a school-record 97 home runs. Anderson became the first Husker since 2001 to hit above .400 at the plate with a .414 batting average while hitting the fifth-most homers in program history with 21 last season. Matthews became the first player in program history and second player all-time in the Big Ten to record 20 home runs and 20 stolen bases in a season.

The 2021 Big Ten Coach of the Year, Bolt guided Nebraska to its second Big Ten regular-season championship in 2021. The Huskers compiled a 34-14 record, including a 31-12 record in Big Ten play, with NU capturing the league crown by 3.5 games. Nebraska also advanced to its first regional final since 2007 while posting a 3-2 record in the NCAA Fayetteville Regional.

In addition to Bolt's coaching accolade, NU counted the Big Ten Player of the Year in Spencer Schwellenbach, the Big Ten Freshman of the Year in Max Anderson and four first-team All-Big Ten honorees -- its most since joining the league. Schwellenbach was also tabbed the John Olerud Two-Way Player of the Year and a first-team All-American, and Anderson picked up Freshman All-America recognition.

Three NU hurlers were selected in the 2021 MLB Draft, with Schwellenbach in the second round (59th overall) by the Atlanta Braves, Cade Povich going in the third round (98th overall) by the Minnesota Twins and Cam Wynne picked in the 20th round by the Philadelphia Phillies.

Bolt and his coaching staff have done impressive work in recruiting since their arrival in Lincoln. The Huskers' 15-member 2021 recruiting class, which included a trio of top-200 prospects, was ranked 20th by Perfect Game, 21st by Baseball America and 36th by Collegiate Baseball.

Nebraska's 2020 season -- Bolt's first at the helm -- was cut short due to the COVID-19 pandemic.

Texas A&M Assistant Coach

Bolt spent five seasons as an assistant coach at Texas A&M under former NU assistant Rob Childress. In that span, the Aggies went 219-98-1 (.690) with five straight NCAA Regional appearances, three Regional titles, an SEC Tournament title in 2016 and an appearance in the 2017 College World Series.

Bolt's primary functions on the Aggie staff included coordinating the offensive game, mentoring the infielders and serving as third base coach. The Aggies finished in the top-25 nationally in batting average twice under his tutelage, and finished in the top five of the SEC in hitting or runs scored in four of his five seasons with the Aggies. He tutored 12 hitters who were selected in the MLB Draft during his tenure in College Station, including six players selected in the top-10 rounds, and seven players who earned first- or second-team All-SEC honors.

In 2019, the Aggie offense was led by Braden Shewmake, who was the No. 21 overall selection in the Major League Baseball Draft by the Atlanta Braves. Shewmake hit .313 with six homers, 47 RBI and 45 runs scored en route to becoming the school's first MLB first-round pick since 2012. The Aggies won 39 games and reached the championship game of the Morgantown Regional.

In 2018, the Aggies went 40-22 and reached an NCAA Regional behind the emergence of Michael Helman, who finished 15th in the nation in hits (92), and logged a .369 batting average, .451 on-base percentage and 61 runs to rank in the top 50 nationally.

The Aggies made a run to the College World Series in 2017, finishing the season with a 41-23 mark behind the rise of Shewmake, who earned All-America honors and was named National Freshman of the Year and SEC Freshman of the Year after hitting .328 with 11 homers and 69 RBI.

Bolt guided a prolific Texas A&M offense to 49 runs and an SEC Tournament title in 2016, as the Aggies led the SEC in batting average, runs scored, hits, home runs, on-base percentage and slugging percentage while ranking in the top-25 nationally in seven categories, including hits (712, second), runs (471, ninth), batting average (.311, 15th), doubles (129, 20th), home runs (62, 22nd), slugging percentage (.467, 22nd) and scoring offense (7.2 runs per game, 23rd). The Aggies were led by All-American Boomer White, who hit .386 with five homers, 46 RBI and 49 runs scored while striking out just 16 times in 259 plate appearances en route to SEC Player-of-the-Year honors.

Bolt made an immediate impact for the Texas A&M offense in his first season, as the Aggies ranked second in the SEC in hitting (.299) and third in runs scored (6.6) during his first season in College Station. The Aggies opened the season with an SEC-record 24-game win streak on their way to a 50-

PLAYING CAREER

1999-02 Nebraska

COACHING CAREER

2005	Nebraska	Volunteer Assistant
2006-07	Texas A&M	Volunteer Assistant
2008-11	Texarkana College	Head Coach
2012-14	Nebraska	Assoc. Head Coach
2015-19	Texas A&M	Assistant Coach
2020-Pres.	Nebraska	Head Coach

YEAR-BY-YEAR COACHING RECORD

Yr.	Record	Pct.	Conf.	Postseason
2020	7-8	.467	-	-
2021	34-14	.708	31-12	NCAA Regional
2022	23-30	.434	10-14	-
2023	33-23-1	.588	15-9	
2024	22-7	.759	5-1	

COACHING HONORS

2021 Big Ten Coach of the Year

NCAA TOURNAMENTS

NEBRASKA

- » 2005 College World Series
- » 2014 NCAA Regional
- » 2021 NCAA Regional

TEXAS A&M

- » 2007 NCAA Super Regional
- » 2015 NCAA Super Regional
- » 2016 NCAA Super Regional
- » 2017 College World Series
- » 2018 NCAA Regional
- » 2019 NCAA Regional

CONFERENCE CHAMPIONSHIPS

NEBRASKA

- » 2021 Big Ten Regular Season Champions
- » 2005 Big 12 Regular Season Champions
- » 2005 Big 12 Tournament Champions

TEXAS A&M

- » 2007 Big 12 Tournament Champions
- » 2016 SEC Tournament Champions

win season and a Super Regional appearance. That year, the Aggies ranked among the national leaders in home runs (third, 70), hits (655, seventh), runs (424, 15th) and slugging percentage (.457, 15th).

Nebraska Associate Head Coach

Bolt was associate head coach for the Huskers from 2012 to 2014, serving under Darin Erstad. Bolt tutored four players to first-team All-Big Ten honors, including two-time selections Chad Christensen, Michael Pritchard and Pat Kelly.

Nebraska was one of the top offenses in the Big Ten during his final year in Lincoln in 2014, ranking 19th nationally in hits (623), 30th in triples (19) and 31st in batting average (.293) as Nebraska won 41 games and reached the NCAA Tournament for the first time since 2008. Nebraska's defense was also one of the best units in the country. With new starters at first base, third base, shortstop, left field and center field, the Huskers ranked 21st in the country with a .976 fielding percentage.

Under Bolt's watch in 2013, Nebraska's defense turned in its best performance in school history. The Huskers ranked second in the nation with a .981 fielding percentage, setting school and Big Ten records. The Husker offense improved under Bolt's tutelage in 2013, ranking in the top three in the Big Ten in eight offensive categories. In conference play, the Huskers led the conference in batting average (.335), on-base percentage (.401), runs (180), hits (307) and RBIs (159).

In Bolt's first season at Nebraska in 2012, he helped raise the team batting average by 45 points, as the Huskers ranked eighth nationally with a .315 clip as a squad. NU was eighth nationally in scoring offense, leading the Big Ten with 7.1 runs per game, while also topping the conference in homers (47), on-base percentage (.384) and runs scored (413). Pritchard, a third-team All-American, was one of six Husker hitters to earn all-conference recognition.

Texarkana College Head Coach

Before joining Erstad's staff, Bolt served four years as head coach at Texarkana College from 2008 to 2011. He led the Bulldogs to a pair of Region XIV championships during his four-year stint. Bolt guided the Bulldogs to back-to-back Region XIV championships (2009 and 2010) during a stretch of four straight Regional Tournament appearances and four 30-plus win seasons. Bolt, who was 140-82 (.631) at Texarkana, helped over 20 players sign with Division I schools.

Texas A&M Volunteer Assistant Coach

Bolt headed back to his home state in 2006 and spent two seasons as a volunteer assistant coach at Texas A&M. In 2007, he was on staff when the

Aggies advanced to the Super Regionals, while producing a 49-18 overall record and claiming the program's first Big 12 Tournament title. In College Station, Bolt specialized in infield work and helped tutor All-Americans Brandon Hicks and Blake Stouffer, who were each drafted in the first five rounds of the MLB Draft.

Nebraska Volunteer Assistant Coach

Bolt began his collegiate coaching career as a volunteer assistant at Nebraska in 2005, working with the Husker infielders and hitters. Behind National Player of the Year Alex Gordon, the Huskers compiled a school-record 57 wins and swept the Big 12 regular-season and Tournament championships. Nebraska finished the season with a then-school record .975 fielding percentage and included an infield that featured Gordon, first-team All-Big 12 performer Curtis Ledbetter and Joe Simokaitis, a second-team All-Big 12 pick.

Nebraska Playing Career

A member of Dave Van Horn's first recruiting class, Bolt was a four-year starter and team captain on Nebraska's 2001 and 2002 College World Series teams. The infielder played an instrumental role in helping Nebraska to four NCAA Regionals, three Super Regionals and back-to-back College World Series appearances.

Bolt was the Minneapolis Regional MVP as a sophomore, hitting .545 in three games to lead the Big Red to its first-ever NCAA Regional title. The following year, Bolt made one of the most memorable plays in school history, catching the final out of the 2001 Super Regional against Rice to send the Big Red to its first-ever College World Series.

Bolt finished his career holding six school records, including games played (251), games started (242), at-bats (922), hits (281), doubles (56) and assists (639). Bolt remains in the school's top five in several categories, including doubles (first, 56), games played (second, 251), assists (second, 639), hits (third, 281) and runs scored (fifth, 197).

Following his playing career, he began his coaching career as a graduate manager at Nebraska in 2004 before serving as head coach for the Parkville Sluggers (M.I.N.K. League) the following summer.

Personal

A native of Conroe, Texas, Bolt and his wife, Lauren, were married in July 2005. They have two sons, Jaxon and Austin, and one daughter, Bella. Bolt graduated from Nebraska in 2003 with a degree in communication studies before earning his master's degree in 2006. Lauren graduated from Nebraska in 2005 with a degree in journalism.

NEBRASKA IN 2024

	Overall	B1G
Overall	22-7	5-1
Home	11-2	2-1
Away	10-3	3-0
Neutral	1-2	0-0
Non-Conference	17-6	---
vs. Ranked Opponent	0-1	0-0
Day Games	14-4	4-1
Night Games	7-3	0-0
vs. Left-Handed Starter	9-2	3-0
vs. Right-Handed Starter	13-5	2-1
1-Run Games	5-1	1-0
2-Run Games	4-2	0-0
5+ Run Games	8-3	0-1
Extra Innings	2-0	1-0
Shutouts	2-0	1-0
Scoring 0-2 Runs	1-0	0-0
Scoring 3-5 Runs	6-6	2-1
Scoring 6-9 Runs	7-1	3-0
Scoring 10+ Runs	8-0	0-0
Opp. 0-2 Runs	10-0	2-0
Opp. 3-5 Runs	7-1	2-0
Opp. 6-9 Runs	5-5	1-1
Opp. 10+ Runs	0-1	0-0
Score in 1st Inning	9-2	3-0
Opp. Score in 1st Inning	7-4	3-1
Score First	15-2	3-0
Opp. Score First	7-5	2-1
After 6 Innings:		
Leading	16-1	4-0
Trailing	2-5	0-1
Tied	4-1	1-0
After 7 Innings:		
Leading	17-1	5-0
Trailing	2-5	0-1
Tied	3-1	0-0
After 8 Innings:		
Leading	18-1	4-0
Trailing	3-5	1-1
Tied	1-1	0-0
Hit 0 Home Runs	7-4	2-0
Hit 1 Home Run	10-2	2-1
Hit 2+ Home Runs	5-1	1-0
Opp. 0 Home Runs	13-1	2-0
Opp. 1 Home Run	7-3	2-0
Opp. 2+ Home Runs	2-3	1-1
Made 0 Errors	9-2	3-0
Made 1 Error	5-1	1-1
Made 2+ Errors	8-4	1-0
Opp. 0 Error	7-3	2-1
Opp. 1 Error	5-2	1-0
Opp. 2+ Errors	10-2	2-0
Out-Hit Opp.	15-0	3-0
Out-Hit by Opp.	4-5	0-0
Hits are tied	3-2	2-1

BY MONTH

February	5-3	0-0
March	15-2	3-0
April	2-2	2-1
May	0-0	0-0

BY DAY

Monday	0-0	0-0
Tuesday	2-1	0-0
Wednesday	1-1	0-0
Thursday	2-0	0-0
Friday	6-1	2-0
Saturday	6-2	2-0
Sunday	5-2	1-1

BY UNIFORM

Cream	4-0	1-0
White	3-2	1-0
Pinstripes	2-0	0-0
Grey	0-0	0-0
Red	13-5	3-1

COACHING STAFF



Will Bolt
Head Coach
Dugout



Lance Harvell
Assistant Coach
3rd Base/Dugout



Rob Childress
Assistant Coach
Mound Visits/Dugout



Mike Sirianni
Volunteer Assistant
1st Base/Dugout

2024 NEBRASKA BASEBALL ROSTER

No.	Player	Yr.	Pos.	Ht.	Wt.	B/T	Hometown / Previous School(s)
0	Cayden Brumbaugh	RSo.	INF	5-11	190	R/R	Edmond, Okla. / Sante Fe/ Oklahoma State
1	Riley Silva	Jr.	OF	6-0	180	L/R	Cambridge, Ontario / Barton County CC
2	Matt Evans	Fr.	OF	6-0	185	L/R	Tillsonburg, Ontario / Glendale
4	Joshua Overbeek	Jr.	INF	6-1	210	S/R	Cincinnati, Ohio / Anderson / Pitt / Cisco College
5	Josh Caron	Jr.	C	6-0	215	R/R	Sun Prairie, Wis. / Sun Prairie
6	Dylan Hufft	RSo.	INF	5-11	185	R/R	Parkville, Mo. / Park Hill / Kansas State / Johnson County CC
8	Evan Borst	Jr.	RHP	5-11	195	R/R	Des Moines, Iowa / Norwalk / Iowa Central CC
9	Rhett Stokes	Jr.	INF	5-10	190	R/R	Roswell, N.M. / Roswell / New Mexico Military Institute
10	Ben Columbus	Sr.	C	6-0	205	L/R	North Vancouver, B.C. / Sentinel Secondary School / Wharton County JC
11	Max Buettenback	Fr.	C	6-1	215	L/R	Lincoln, Neb. / Lincoln Southeast
12	Cole Evans	Sr.	OF	6-2	210	R/R	Grand Island, Neb. / Grand Island / Creighton / Parkland College
13	Will Jesske	Fr.	C/INF	6-1	215	R/R	Lincoln, Neb. / Lincoln Southeast
14	Case Sanderson	Fr.	OF	6-2	215	L/L	Nevada, Mo. / Nevada
15	Dylan Carey	So.	INF	6-3	210	R/R	Castle Rock, Colo. / Ponderosa
16	Aaron Manias	Jr.	INF	6-2	210	L/R	Uxbridge, Ontario / Howard College
17	Hayden Lewis	RFr.	UTIL	6-1	205	L/L	Yutan, Neb. / Yutan
18	Garrett Anglim	RJr.	OF	6-1	210	R/R	La Vista, Neb. / Papillion-La Vista
19	Kyle Perry	Gr.	LHP	6-0	200	L/L	Omaha, Neb. / Millard South
20	Ty Horn	Fr.	RHP	6-2	195	L/R	Halstead, Kan. / Eisenhower
21	Clay Bradford	Sr.	OF	6-3	215	L/L	Humble, Texas / Atascocita / Temple College / St. Mary's
23	Bryce Hughes	RJr.	INF	5-9	180	R/R	Channelview, Texas / Alvin CC
24	Caleb Clark	So.	LHP	6-2	205	L/L	Orillia, Ontario / Orillia Secondary School
25	Drew Christo	Jr.	RHP	6-5	235	R/R	Elkhorn, Neb. / Elkhorn
26	Kyle Froehlich	Sr.	RHP	6-0	200	L/R	Nipawin, Saskatchewan / L.P. Miller Comp. School / Colby CC / Northwestern St.
27	Noah Madsen	Fr.	RHP	6-2	210	R/R	Roseville, Calif. / Woodcreek
28	Bobby Olsen	Gr.	RHP	6-0	210	R/R	Powdersville, S.C. / Powdersville / Brown
30	Will Walsh	RJr.	UTIL	6-4	220	L/R	Leawood, Kan. / Rockhurst
32	Tucker Timmerman	Fr.	RHP	6-3	225	R/R	Beatrice, Neb. / Beatrice
33	Jackson Brockett	Jr.	LHP	6-1	205	L/L	Omaha, Neb. / Elkhorn South / Buford (Ga.)
34	Brett Sears	Sr.	RHP	6-0	205	R/R	Westphalia, Iowa / Harlan / Western Illinois / Iowa Central CC
35	Ryan Harrahill	Fr.	RHP	6-4	225	R/R	Elkhorn, Neb. / Elkhorn North
36	Grant Cleavinger	So.	LHP	6-5	225	L/L	Lawrence, Kan. / Lawrence / Tulane
37	Ian Regal	Fr.	LHP	6-2	195	L/L	Rochester, Minn. / Mayo
38	Brooks Kneifl	Fr.	LHP	6-1	210	L/L	Wayne, Neb. / Wayne
39	Carson Jasa	Fr.	RHP	6-7	230	R/R	Thornton, Colo. / Faith Christian Academy
42	Jalen Worthley	So.	LHP	5-10	180	L/L	Lincoln, Neb. / Lincoln East
44	Gabe Swansen	Jr.	OF	6-0	200	R/R	Johnston, Iowa / Johnston
45	Casey Daiss	Jr.	RHP	6-4	230	R/R	Webster, Fla. / Pasco Hernandez JC
48	Rans Sanders	Sr.	RHP	6-0	190	R/R	Grand Island, Neb. / Grand Island Northwest / Cloud County CC / Omaha
51	Mason McConnaughey	So.	RHP	6-3	225	R/R	Topeka, Kan. / Seaman / Cloud County CC
54	Trey Frahm	RJr.	RHP	6-0	240	R/R	Elkhorn, Neb. / Elkhorn / College of Southern Nevada
55	Tyler Stone	Jr.	INF	6-3	235	L/R	Scottsdale, Ariz. / Chaparral / Gonzaga / Iowa Western CC

COACHING & SUPPORT STAFF

7	Will Bolt	Head Coach
22	Lance Harvell	Assistant Coach
29	Rob Childress	Assistant Coach
3	Mike Sirianni	Assistant Coach
	Conor Behrens	Dir. of Program Development
	Renee Brinkman	Baseball Office Manager
	Bryce Siecko	Strength Coach
	Tanner Fowler	Athletic Trainer

PRONUNCIATIONS

Player	Pronunciation
Cayden Brumbaugh	Brum-baw
Josh Caron	Care-n
Max Buettenback	Bee-you-ten-back
Aaron Manias	Man-yes
Kyle Froehlich	Fray-lick
Grant Cleavinger	Clev-in-ger
Ian Regal	Ree-gul
Brooks Kneifl	Kuh-knife-ul
Carson Jasa	Yaw-saw
Casey Daiss	Dice
Rans Sanders	like fans
Trey Frahm	like mom

ROSTER BREAKDOWN BY CLASS

Graduate (2): Olsen, Perry
Senior (6): Bradford, Columbus, C. Evans, Froehlich, Sanders, Sears
R-Junior (4): Anglim, Frahm, Hughes, Walsh
Junior (11): Brockett, Borst, Caron, Christo, Daiss, Manias, Overbeek, Silva, Stokes, Stone, Swansen
R-Sophomore (2): Brumbaugh, Hufft
Sophomore (5): Carey, Clark, Cleavinger, McConnaughey, Worthley
R-Freshman (1): Lewis
Freshman (11): Buettenback, M. Evans, Harrahill, Horn, Jasa, Jesske, Kneifl, Madsen, Regal, Sanderson, Timmerman

ROSTER BREAKDOWN BY POSITION

Catcher (4): Buettenback, Caron, Columbus, Jesske
Infielder (9): Brumbaugh, Carey, Hufft, Hughes, Manias, Overbeek, Sanderson, Stokes, Stone
Outfielder (6): Anglim, Bradford, C. Evans, M. Evans, Silva, Swansen
Left-Handed Pitcher (7): Brockett, Clark, Cleavinger, Kneifl, Perry, Regal, Worthley
Right-Handed Pitcher (14): Borst, Christo, Daiss, Frahm, Froehlich, Harrahill, Horn, Jasa, Madsen, McConnaughey, Olson, Sanders, Sears, Timmerman
Utility Player (2): Lewis, Walsh

2024 BIG TEN STANDINGS (THROUGH APRIL 7)

Team	Big Ten Record	Pct.	Overall Record	Pct.	Streak
Nebraska	5-1	.833	22-7	.759	L1
Illinois	7-2	.778	16-13	.552	L1
Michigan	6-3	.667	14-18	.438	W2
Purdue	5-4	.556	20-12	.625	W4
Iowa	5-4	.556	16-13	.552	L2
Indiana	3-3	.500	18-15	.545	L1
Michigan State	3-3	.500	14-15	.483	L1
Ohio State	3-3	.500	13-14	.481	W1
Maryland	4-5	.444	22-10	.688	W1
Penn State	4-5	.444	16-12	.571	W3
Minnesota	2-4	.333	12-14	.462	W1
Rutgers	1-5	.167	19-12	.613	L5
Northwestern	0-6	.000	10-18	.357	L9

BIG TEN PLAYERS OF THE WEEK

Feb. 19	Player.....	Matt Maloney, Penn State
	Pitcher.....	Connor Foley, Indiana
	Freshman.....	Luke Gaffney, Purdue
Feb. 26	Player.....	Devin Taylor, Indiana
	Pitcher.....	Christian Coppola, Rutgers
	Freshman.....	Luke Gaffney, Purdue
March 4	Player.....	Drake Wescott, ILL/Nick Williams, MSU
	Pitcher.....	Mitch Voit, Michigan
	Freshman.....	Ryan McKay, Michigan State
March 11	Player.....	Rhett Stokes, Nebraska
	Pitcher.....	Cade Obermueller, Iowa
	Freshman.....	Kyle Remington, MINN/Luke Gaffney, Purdue
March 18	Player.....	Josh Kuroda-Grauer, Rutgers
	Pitcher.....	Kurt Barr, Michigan
	Freshman.....	Ty Doucette, Rutgers
March 25	Player.....	Drake Westcott, Illinois
	Pitcher.....	Justin Sinibaldi, Rutgers
	Freshman.....	Brayden Martin, Maryland
April 1	Player.....	Jacob Schroeder, Illinois
	Pitcher.....	Jacob Denner, Michigan
	Freshman.....	Jasen Oliver, Indiana
April 8	Player.....	Tyler Cerny, Indiana
	Pitcher.....	Brett Sears, Nebraska
	Freshman.....	Joey Brenzewski, Indiana
April 15	Player.....	
	Pitcher.....	
	Freshman.....	
April 22	Player.....	
	Pitcher.....	
	Freshman.....	
April 29	Player.....	
	Pitcher.....	
	Freshman.....	
May 6	Player.....	
	Pitcher.....	
	Freshman.....	
May 13	Player.....	
	Pitcher.....	
	Freshman.....	
May 20	Player.....	
	Pitcher.....	
	Freshman.....	

RPI RANKINGS (THROUGH APRIL 7)

Rank	Team	Record	Road	Neutral	Home	Non-DI
17.	Nebraska	22-7	10-3	1-2	11-2	0-0
30.	Maryland	22-10	10-6	1-1	11-3	0-0
47.	Ohio State	13-14	7-9	4-1	2-4	0-0
56.	Indiana	18-15	6-4	2-3	10-8	0-0
57.	Rutgers	19-12	13-8	0-0	6-4	0-0
68.	Illinois	16-13	4-8	5-4	7-1	0-0
72.	Purdue	20-12	4-5	8-2	8-5	0-0
81.	Michigan	14-18	6-8	2-6	6-4	0-0
96.	Northwestern	10-18	9-14	0-0	1-4	0-0
99.	Michigan State	14-15	3-2	4-9	7-4	0-0
131.	Iowa	14-13	4-6	2-4	8-3	2-0
163.	Minnesota	11-14	7-8	3-4	1-2	1-0
174.	Penn State	16-12	4-6	5-2	7-4	0-0

2024 BIG TEN PRESEASON COACHES POLL

Rank	Team	2023 Overall Record (Big Ten Finish)
1.	Iowa	44-16 (3rd)
2.	Indiana	43-20 (2nd)
3.	Maryland	42-21 (1st)
4.	Rutgers	33-23 (5th)
5.	Nebraska	33-23-1 (4th)
6.	Michigan	28-28 (6th)

2024 BIG TEN PRESEASON HONORS LIST

Player	Pos.	Yr.	School
Jack Crowder	RHP	Jr.	Illinois
Ryan Moerman	OF	Jr.	Illinois
Logan Tabeling	RHP	Sr.	Illinois
Connor Foley	RHP	So.	Indiana
Devin Taylor	OF	So.	Indiana
Brock Tibbits	C	Jr.	Indiana
Brody Brecht	RHP	Jr.	Iowa
Marcus Morgan	RHP	Jr.	Iowa
Sam Petersen	OF	Jr.	Iowa
Alex Calarco	C/DH	Jr.	Maryland
Chris Hacopian	3B	Fr.	Maryland
Sam Hojnar	2B	Sr.	Maryland
Jonathan Kim	CF	So.	Michigan
Dylan Vigue	RHP	Fr.	Michigan
Mitch Voit	RHP/1B	So.	Michigan
Joseph Dzierwa	LHP	So.	Michigan State
Jack Frank	OF	Sr.	Michigan State
Nick Powers	LHP	Sr.	Michigan State
Brady Counsell	2B	Jr.	Minnesota
Weber Neels	C/1B	So.	Minnesota
Connor Wietgreffe	LHP	Jr.	Minnesota
Dylan Carey	SS	So.	Nebraska
Gabe Swansen	OF	Jr.	Nebraska
Will Walsh	UTIL	Jr.	Nebraska
Tyler Ganus	OF	Gr.	Northwestern
Owen McElfratrick	INF	So.	Northwestern
Garrett Shearer	RHP	Fr.	Northwestern
Landon Beidelschies	LHP	So.	Ohio State
Gavin Bruni	LHP	Jr.	Ohio State
Henry Kaczmar	SS	So.	Ohio State
Adam Cecere	OF	Gr.	Penn State
J.T. Marr	C	Gr.	Penn State
Bryce Molinaro	INF	So.	Penn State
Mike Bolton Jr.	OF	5th	Purdue
Connor Caskenette	C	Sr.	Purdue
Couper Cornblum	OF	Sr.	Purdue
Christian Coppola	RHP	So.	Rutgers
Josh Kuroda-Grauer	SS	Jr.	Rutgers
Tony Santa Maria	3B	So.	Rutgers

GAME-BY-GAME STARTERS BY POSITION

Opponent	C	1B	2B	3B	SS	LF	CF	RF	DH	SP
vs. Baylor	Caron	Stone	Brumbaugh	Overbeek	Carey	Swansen	Silva	C. Evans	Sanderson	Sears
vs. Texas Tech	Caron	Stone	Brumbaugh	Overbeek	Carey	Swansen	Silva	Anglim	Sanderson	Walsh
vs. Oklahoma	Caron	Stone	Brumbaugh	Overbeek	Carey	Swansen	Silva	C. Evans	Bradford	Clark
at Grand Canyon	Caron	Stone	Brumbaugh	Columbus	Carey	Swansen	Silva	Anglim	Sanderson	Christo
at Grand Canyon	Caron	Stone	Brumbaugh	Stokes	Carey	Swansen	Silva	Anglim	Sanderson	Sears
at Grand Canyon	Caron	Stone	Brumbaugh	Hufft	Carey	C. Evans	Silva	Anglim	Buettenback	Walsh
at Grand Canyon	Columbus	Stone	Brumbaugh	Stokes	Carey	C. Evans	Silva	Anglim	Caron	Clark
at Charleston	Caron	Walsh	Brumbaugh	Stokes	Carey	Swansen	Silva	C. Evans	Jesske	Christo
at Charleston	Caron	Stone	Stokes	Columbus	Carey	Anglim	Silva	C. Evans	Brumbaugh	Sears
at Charleston	Caron	Stone	Jesske	Stokes	Carey	Swansen	Silva	C. Evans	Brumbaugh	Walsh
South Alabama	Caron	Stone	Hufft	Stokes	Carey	C. Evans	Silva	Swansen	Brumbaugh	Christo
South Alabama	Caron	Stone	Jesske	Stokes	Carey	Anglim	Silva	C. Evans	Sanderson	Sears
South Alabama	Caron	Stone	Columbus	Stokes	Carey	Anglim	Silva	Bradford	Sanderson	Horn
at Wichita State	Columbus	Stone	Hufft	Stokes	Carey	Anglim	Silva	C. Evans	Bradford	Walsh
at Wichita State	Caron	Stone	Stokes	Overbeek	Carey	Bradford	Anglim	C. Evans	Brumbaugh	Harrahill
Nicholls	Caron	Stone	Stokes	Overbeek	Carey	C. Evans	Silva	Bradford	Brumbaugh	Christo
Nicholls	Caron	Walsh	Stokes	Overbeek	Carey	C. Evans	Silva	Anglim	Brumbaugh	Sears
Nicholls	Caron	Walsh	Stokes	Overbeek	Hufft	C. Evans	Silva	Swansen	Brumbaugh	Horn
Omaha	Caron	Walsh	Stokes	Overbeek	Carey	C. Evans	Silva	Anglim	Bradford	McConnaughey
North Dakota	Columbus	Stone	Stokes	Overbeek	Carey	Anglim	Silva	Swansen	Sanderson	Walsh
New Mexico State	Caron	Walsh	Stokes	Overbeek	Carey	Anglim	Silva	C. Evans	Brumbaugh	Sears
New Mexico State	Caron	Stone	Stokes	Overbeek	Carey	Anglim	Silva	C. Evans	Sanderson	Christo
at Northwestern	Caron	Walsh	Stokes	Overbeek	Carey	Anglim	Silva	C. Evans	Brumbaugh	Sears
at Northwestern	Caron	Stone	Stokes	Overbeek	Carey	Anglim	Silva	C. Evans	Sanderson	Christo
at Northwestern	Caron	Stone	Stokes	Overbeek	Carey	Anglim	Silva	C. Evans	Sanderson	McConnaughey
at Creighton	Caron	Stone	Stokes	Overbeek	Carey	Anglim	Silva	C. Evans	Sanderson	Walsh
Ohio State	Caron	Walsh	Stokes	Overbeek	Carey	Anglim	Silva	C. Evans	Brumbaugh	Sears
Ohio State	Caron	Stone	Stokes	Overbeek	Carey	Swansen	Silva	C. Evans	Brumbaugh	McConnaughey
Ohio State	Caron	Stone	Stokes	Overbeek	Carey	C. Evans	Silva	Sanderson	Brumbaugh	Christo

GAME-BY-GAME STARTING LINEUPS

Opponent	1	2	3	4	5	6	7	8	9
vs. Baylor	Brumbaugh	Overbeek	Carey	Caron	Stone	Swansen	Sanderson	C. Evans	Silva
vs. Texas Tech	Brumbaugh	Overbeek	Carey	Caron	Stone	Swansen	Sanderson	Anglim	Silva
vs. Oklahoma	Brumbaugh	Overbeek	Carey	Caron	Stone	Swansen	Bradford	C. Evans	Silva
at Grand Canyon	Brumbaugh	Silva	Carey	Caron	Stone	Swansen	Sanderson	Anglim	Columbus
at Grand Canyon	Brumbaugh	Silva	Carey	Caron	Stone	Swansen	Sanders	Anglim	Stokes
at Grand Canyon	Brumbaugh	Silva	Carey	Caron	Stone	Anglim	Buettenback	C. Evans	Hufft
at Grand Canyon	Brumbaugh	Silva	Carey	Caron	Stone	Anglim	Columbus	C. Evans	Stokes
at Charleston	Brumbaugh	Silva	Carey	Caron	Jesske	Swansen	C. Evans	Walsh	Stokes
at Charleston	Brumbaugh	Silva	Caron	Stone	C. Evans	Carey	Columbus	Anglim	Stokes
at Charleston	Brumbaugh	Silva	Caron	Stone	C. Evans	Carey	Jesske	Swansen	Stokes
South Alabama	Brumbaugh	Silva	Carey	Stone	Caron	C. Evans	Swansen	Stokes	Hufft
South Alabama	Silva	Jesske	Carey	Stone	Caron	C. Evans	Sanderson	Anglim	Stokes
South Alabama	Silva	Sanderson	Caron	Stone	Bradford	Anglim	Columbus	Carey	Stokes
at Wichita State	Stokes	Silva	C. Evans	Stone	Anglim	Bradford	Carey	Columbus	Hufft
at Wichita State	Brumbaugh	Overbeek	C. Evans	Stone	Caron	Bradford	Anglim	Carey	Stokes
Nicholls	Brumbaugh	Silva	Overbeek	C. Evans	Stone	Caron	Bradford	Carey	Stokes
Nicholls	Brumbaugh	Silva	Overbeek	C. Evans	Caron	Anglim	Walsh	Carey	Stokes
Nicholls	Brumbaugh	Silva	Overbeek	C. Evans	Caron	Walsh	Swansen	Stokes	Hufft
Omaha	Bradford	Silva	Overbeek	C. Evans	Caron	Walsh	Anglim	Stokes	Carey
North Dakota State	Overbeek	Silva	Sanderson	Stone	Anglim	Swansen	Columbus	Stokes	Carey
New Mexico State	Brumbaugh	Silva	C. Evans	Caron	Anglim	Walsh	Overbeek	Stokes	Carey
New Mexico State	Sanderson	Overbeek	C. Evans	Caron	Stone	Anglim	Silva	Stokes	Carey
at Northwestern	Brumbaugh	Silva	C. Evans	Caron	Anglim	Walsh	Overbeek	Carey	Stokes
at Northwestern	Sanderson	Silva	C. Evans	Stone	Caron	Anglim	Overbeek	Carey	Stokes
at Northwestern	Sanderson	Silva	C. Evans	Stone	Caron	Anglim	Overbeek	Carey	Stokes
at Creighton	Sanderson	Silva	C. Evans	Stone	Caron	Anglim	Overbeek	Carey	Stokes
Ohio State	Brumbaugh	Silva	C. Evans	Caron	Anglim	Walsh	Overbeek	Carey	Stokes
Ohio State	Brumbaugh	Silva	C. Evans	Stone	Caron	Swansen	Overbeek	Carey	Stokes
Ohio State	Brumbaugh	Silva	Sanderson	C. Evans	Stone	Caron	Overbeek	Carey	Stokes

OVERALL RECORD: 22-7

BIG: 5-1 | Home: 11-2 | Away: 10-3 | Neutral: 1-2

Date	Opponent	W/L	Score	Overall	Big Ten	Pitcher of Record	Att.	Time
2/16	vs. Baylor	W	4-1	1-0	0-0	Timmerman, T. (1-0)	10,992	2:40
2/17	vs. No. 21 Texas Tech	L	6-3	1-1	0-0	McConnaughey, M. (0-1)	13,991	3:10
2/18	vs. Oklahoma	L	7-6	1-2	0-0	Daiss, C. (0-1)	10,977	3:22
2/22	at Grand Canyon	W	7-2	2-2	0-0	Christo, D. (1-0)	2,437	2:27
2/23	at Grand Canyon	W	11-1	3-2	0-0	Sears, B. (1-0)	2,531	2:33
2/24	at Grand Canyon	L	7-5	3-3	0-0	McConnaughey, M. (0-2)	2,952	2:15
2/25	at Grand Canyon	W	10-8	4-3	0-0	Worthley, J. (1-0)	2,724	2:58
2/29	at College of Charleston	W	6-5 (10)	5-3	0-0	Borst, E. (1-0)	558	2:45
3/2	at College of Charleston	W	5-4	6-3	0-0	Horn, T. (1-0)	849	2:26
3/3	at College of Charleston	W	5-3	7-3	0-0	Timmerman, T. (2-0)	812	2:39
3/8	South Alabama	L	11-3	7-4	0-0	Christo, D. (1-1)	4284	2:28
3/9	South Alabama	W	13-2	8-4	0-0	Sears, B. (2-0)	4955	2:14
3/10	South Alabama	W	12-7	9-4	0-0	McConnaughey, M. (1-2)	4953	3:12
3/12	at Wichita State	W	8-6	10-4	0-0	Walsh, W. (1-0)	2259	3:11
3/13	at Wichita State	L	9-3	10-5	0-0	Harrahill, R. (0-1)	2060	2:36
3/15	Nicholls	W	7-6	11-5	0-0	Borst, E. (2-0)	4268	3:15
3/16	Nicholls	W	16-0	12-5	0-0	Sears, B. (3-0)	4658	2:48
3/17	Nicholls	W	11-4	13-5	0-0	Brockett, J. (1-0)	4186	3:06
3/19	Omaha	W	11-5	14-5	0-0	McConnaughey, M. (2-2)	4668	3:15
3/20	North Dakota State	W	3-1	15-5	0-0	Walsh, W. (2-0)	3991	2:34
3/22	New Mexico State	W	14-2	16-5	0-0	Sears, B. (4-0)	4072	2:36
3/23	New Mexico State	W	2-1	17-5	0-0	Worthley, J. (2-0)	4201	2:44
3/29	at Northwestern	W	5-2	18-5	1-0	Sears, B. (5-0)	386	2:31
3/30	at Northwestern	W	9-5	19-5	2-0	Walsh, W. (3-0)	430	2:39
3/31	at Northwestern	W	8-7 (10)	20-5	3-0	Perry, K. (1-0)	321	2:57
4/2	at Creighton	L	5-3	20-6	3-0	Walsh, W. (3-1)	4003	3:03
4/5	Ohio State	W	3-0	21-6	4-0	Sears, B. (6-0)	5670	2:07
4/6	Ohio State	W	7-3	22-6	5-0	McConnaughey, M. (3-2)	5651	2:26
4/7	Ohio State	L	9-3	22-7	5-1	Christo, D. (1-2)	4972	3:01



NEBRASKA BASEBALL SCORIGAMI

A scorigami is a scoring combination that has never happened before. Generally associated with the NFL, the term was coined by SB Nation sportswriter Jon Bois in 2016. Through the 2023 season, there have been 1,084 unique scores ("scorigamis") in NFL history.

NEBRASKA BASEBALL SCORIGAMI TRENDS

- Through 4,074 games in Nebraska baseball history, there have been 401 unique score combinations.
- The most common score is 3-2 (147 occurrences), followed by 4-3 (136 occurrences).
- Five of the six most common scores are one-run games, with the exception of 5-3 (101 times).
- With 78 occurrences, a 3-2 win is the most common result for Nebraska baseball, followed by defeats of 3-2 and 4-3 with 69 occurrences each.
- Since 2000, there have been 19 scorigami scores, including the most recent occurrence of the 16-16 tie last season in the series finale at San Diego.
- Five runs scored (406 occurrences) is the most common for the Huskers, while three runs scored (496 occurrences) is the most common for opponents.
- **26,568** runs scored, **20,940** runs allowed in **4,074** games in **118** seasons for an all-time record of **2,347-1709-18**.

HOW MANY TIMES HAS...

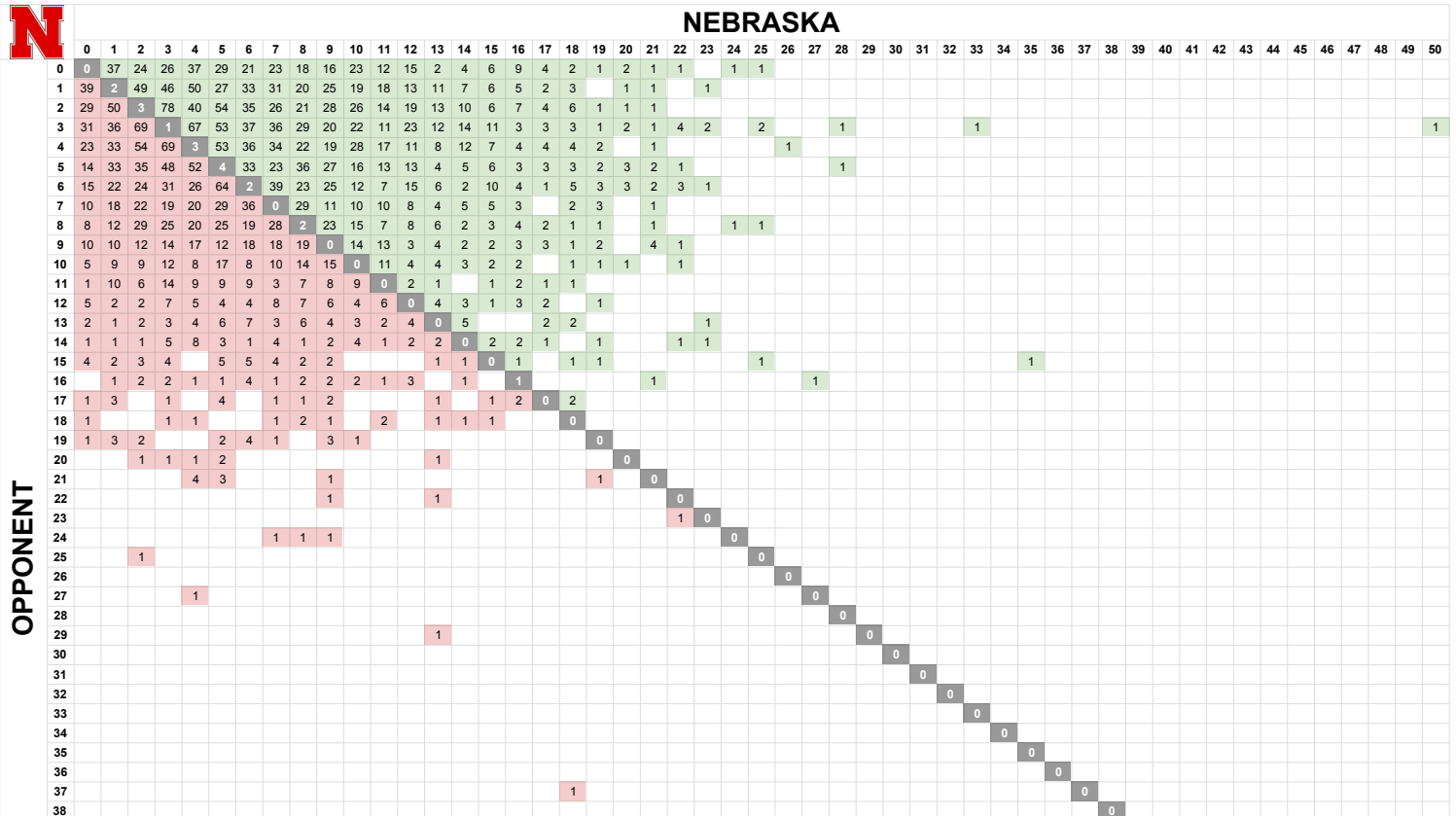
NEB SCORED	NEB ALLOWED
0 - 200 times (0-200)	0 - 315 times (315-0)
1 - 285 times (37-246-2)	1 - 409 times (368-39-2)
2 - 350 times (73-274-3)	2 - 472 times (390-79-3)
3 - 407 times (150-256-1)	3 - 496 times (359-136-1)
4 - 374 times (194-177-3)	4 - 445 times (263-179-3)
5 - 406 times (216-186-4)	5 - 380 times (194-182-4)
6 - 312 times (195-115-2)	6 - 345 times (161-182-2)
7 - 295 times (212-83)	7 - 245 times (91-154)
8 - 262 times (198-62-2)	8 - 243 times (75-166-2)
9 - 242 times (194-48)	9 - 182 times (52-130)
10 - 208 times (185-23)	10 - 137 times (30-107)
11 - 145 times (133-12)	11 - 93 times (8-85)
12 - 143 times (134-9)	12 - 74 times (14-60)
13 - 87 times (79-8)	13 - 57 times (10-47)
14 - 77 times (74-3)	14 - 44 times (8-36)
15 - 70 times (68-2)	15 - 38 times (5-33)
16 - 58 times (55-2-1)	16 - 26 times (2-23-1)
17 - 32 times (32-0)	17 - 19 times (2-17)
18 - 38 times (37-1)	18 - 12 times (0-12)
19 - 21 times (20-1)	19 - 17 times (0-17)
20 - 13 times (13-0)	20 - 6 times (0-6)
21 - 16 times (16-0)	21 - 9 times (0-9)
22 - 13 times (12-1)	22 - 2 times (0-2)
23 - 6 times (6-0)	23 - 1 time (0-1)
24 - 2 times (2-0)	24 - 3 times (0-3)
25 - 5 times (5-0)	25 - 1 time (0-1)
26 - 1 time (1-0)	27 - 1 time (0-1)
27 - 1 time (1-0)	29 - 1 time (0-1)
28 - 1 time (2-0)	37 - 1 time (0-1)
33 - 1 time (1-0)	
35 - 1 time (1-0)	
50 - 1 time (1-0)	

TOP NEBRASKA RESULTS

Times	NEB	OPP	Most Recent
78	3	2	at Iowa, 4/21/19
69	2	3	BYU, 4/15/22
69	3	4	BYU, 4/16/22
67	4	3	NDSU, 4/20/22
64	5	6	NDSU, 5/3/23
54	2	4	vs. Maryland, 5/27/23
54	5	2	at Northwestern, 3/29/24
53	5	3	at Charleston, 3/3/24
53	5	4	at Charleston, 3/2/24
52	4	5	Illinois, 5/15/22
50	1	2	vs. Maryland, 5/25/23
50	4	1	vs. Baylor, 2/16/24
49	2	1	vs. NMSU, 3/23/24
48	3	5	at Creighton, 4/2/24
46	3	1	NDSU, 3/20/24
40	4	2	Penn State, 4/13/19
39	7	6	Nicholls, 3/15/24
39	0	1	Iowa, 4/29/22

MOST RECENT OCCURRENCES

Result	Opponent	Date
T, 16-16	at San Diego	2/20/23
W, 18-10	at Arizona State	3/1/20
L, 14-1	at Arizona State	2/29/20
L, 16-1	vs. UConn	6/2/19
L, 15-14	at Ohio State	4/1/18
L, 14-8	Cal Poly	3/8/18
W, 21-3	at Penn State	5/20/17
W, 17-6	Omaha	4/16/14
L, 13-1	at UCLA	3/5/10
L, 17-7	at Stanford	2/22/08
L, 22-9	at Missouri	5/17/08
W, 19-7	at Arizona State	6/3/07
W, 19-3	vs. Northwestern	2/20/04
L, 16-11	at Missouri	4/17/04
W, 22-9	vs. Kent State	2/22/04
W, 23-1	Nebraska-Kearney	3/5/02
W, 12-9	at Southern Utah	3/6/01
W, 20-2	Oklahoma State	5/6/01



OVERALL RECORD: 22-7

BIG: 5-1 | Home: 11-2 | Away: 10-3 | Neutral: 1-2

Player	avg	gp-gs	ab	r	h	2b	3b	hr	rbi	tb	slg%	bb	hp	so	gdp	ob%	sf	sh	sb-att	po	a	e	fld%	
Sanderson, Case	.356	21-12	45	8	16	0	1	1	11	21	.467	12	4	14	1	.516	1	0	0-1	2	1	0	1.000	
Brumbaugh, Cayden	.341	22-20	82	19	28	6	2	0	10	38	.463	9	0	20	1	.398	2	2	3-5	17	21	2	.950	
Stokes, Rhett	.316	25-24	79	18	25	8	0	0	10	33	.418	6	1	19	1	.372	0	4	2-2	28	57	4	.955	
Caron, Josh	.315	27-27	108	20	34	7	1	6	35	61	.565	12	2	21	5	.393	0	0	0-0	207	27	2	.992	
Evans, Cole	.304	29-24	92	23	28	6	0	2	21	40	.435	15	7	15	3	.424	4	0	4-7	48	2	1	.980	
Silva, Riley	.297	28-28	101	29	30	2	0	0	12	32	.317	10	16	11	0	.441	0	7	19-21	70	1	0	1.000	
Stone, Tyler	.295	27-22	88	14	26	5	0	4	18	43	.489	16	0	25	0	.400	1	0	0-1	176	10	3	.984	
Anglim, Garrett	.284	25-20	74	15	21	4	0	2	18	31	.419	8	4	15	4	.375	2	4	5-9	43	3	2	.958	
Overbeek, Joshua	.266	18-18	64	16	17	2	0	1	7	22	.344	11	4	16	0	.405	0	1	8-10	14	28	3	.933	
Carey, Dylan	.236	28-28	110	11	26	10	0	2	13	42	.382	9	4	27	2	.317	0	2	1-3	47	58	6	.946	
Swansen, Gabe	.154	14-11	39	4	6	1	0	1	3	10	.256	3	1	14	0	.233	0	1	1-1	23	0	0	1.000	

Walsh, Will	.350	8-7	20	7	7	1	0	4	11	20	1.000	2	2	7	0	.458	0	0	0-0	46	11	0	1.000	
Jesske, Will	.333	12-3	18	4	6	1	0	0	4	7	.389	2	0	1	0	.400	0	0	0-0	3	4	1	.875	
Hufft, Dylan	.333	15-4	15	4	5	0	0	0	1	5	.333	5	1	5	0	.524	0	1	1-1	12	15	0	1.000	
Buettenback, Max	.250	4-1	4	1	1	0	0	1	1	4	1.000	1	0	3	0	.400	0	0	0-0	0	0	0	.000	
Columbus, Ben	.217	12-6	23	1	5	0	0	0	5	5	.217	5	0	7	0	.357	0	1	0-0	29	3	2	.941	
Bradford, Clay	.217	13-6	23	6	5	2	0	2	4	13	.565	6	1	11	0	.400	0	0	1-1	3	1	1	.800	
Hughes, Bryce	.000	9-0	2	3	0	0	0	0	1	0	.000	0	0	0	0	.000	0	0	2-2	0	2	0	1.000	
Lewis, Hayden	.000	1-0	1	0	0	0	0	0	0	0	.000	0	0	0	0	.000	0	0	0-0	0	0	0	.000	
Totals	.289	29	988	203	286	55	4	26	185	427	.432	132	47	231	17	.395	10	23	47-64	779	283	33	.970	
Opponents	.227	29	974	129	221	39	5	23	112	339	.348	84	28	243	15	.305	5	9	9-15	756	299	34	.969	

LOB - Team (241), Opp (192). DPs turned - Team (18), Opp (23). IBB - Team (2), Stone, T. 2, Opp (3). Picked off - Silva, R. 3, Carey, D. 2, Stokes, R. 1.

(All games Sorted by Earned run avg)

Player	era	w-l	app	gs	cg	sho	sv	ip	h	r	er	bb	so	2b	3b	hr	b/avg	wp	hp	bks	sfa	sha
Sears, Brett	1.14	6-0	8	8	1	1/1	0	55.1	24	7	7	9	57	3	0	3	.127	1	3	1	0	0
McConnaughey, Maso	2.86	3-2	9	3	0	0/0	0	28.1	21	10	9	10	36	2	0	3	.208	2	2	0	0	1
Walsh, Will	4.28	3-1	8	6	0	0/0	0	33.2	40	19	16	5	29	7	0	5	.303	3	3	0	2	4
Christo, Drew	4.84	1-2	8	7	0	0/0	0	35.1	32	21	19	10	27	8	1	4	.235	7	5	0	0	1

Lewis, Hayden	0.00	0-0	1	0	0	0/0	0	0.1	1	0	0	1	1	0	0	0	.500	0	0	0	0	0
Sanders, Rans	1.08	0-0	10	0	0	0/0	2	8.1	3	2	1	3	6	1	0	0	.111	1	1	0	0	0
Daiss, Casey	2.16	0-1	9	0	0	0/0	4	8.1	7	2	2	3	5	2	0	0	.233	0	1	0	0	0
Worthley, Jalen	2.45	2-0	10	0	0	0/1	2	14.2	11	4	4	2	12	2	0	1	.200	1	1	0	0	0
Perry, Kyle	3.00	1-0	14	0	0	0/0	3	12.0	10	4	4	0	12	1	0	2	.213	1	1	0	0	0
Froehlich, Kyle	3.38	0-0	7	0	0	0/0	0	8.0	7	3	3	1	7	1	1	1	.226	0	0	0	0	0
Brockett, Jackson	4.15	1-0	5	0	0	0/0	0	4.1	7	3	2	2	2	1	0	0	.389	1	1	0	1	0
Borst, Evan	4.70	2-0	8	0	0	0/0	0	7.2	3	5	4	7	10	1	1	0	.115	3	1	0	0	0
Horn, Ty	4.85	1-0	6	2	0	0/0	1	13.0	14	13	7	7	9	3	0	1	.259	2	0	0	1	1
Olsen, Bobby	5.40	0-0	5	0	0	0/0	0	3.1	4	2	2	2	4	1	0	0	.308	2	2	0	0	0
Timmerman, Tucker	8.16	2-0	12	0	0	0/0	1	14.1	18	13	13	9	14	3	0	2	.316	2	2	0	1	0
Cleavinger, Grant	10.80	0-0	3	0	0	0/0	0	1.2	0	2	2	3	1	0	0	0	.000	0	2	0	0	0
Clark, Caleb	11.00	0-0	6	2	0	0/0	0	9.0	13	12	11	7	8	2	1	1	.342	1	3	1	0	2
Frahm, Trey	27.00	0-0	2	0	0	0/0	0	1.0	2	3	3	2	1	1	0	0	.400	0	0	0	0	0
Harrahill, Ryan	27.00	0-1	1	1	0	0/0	0	1.0	4	4	3	1	2	0	1	0	.500	0	0	0	0	0
Totals	3.88	22-7	29	29	1	2/1	13	259.2	221	129	112	84	243	39	5	23	.227	27	28	2	5	9
Opponents	6.43	7-22	29	29	0	0/0	3	252.0	286	203	180	132	231	55	4	26	.289	33	47	3	10	23

PB - Team (2), Caron, J. 2, Opp (3). Pickoffs - Team (7), Caron, J. 3, Christo, D. 1, McConnaughey 1, Sears, B. 1, Walsh, W. 1, Opp (6). SBA/ATT - Caron, J. (9-12), Christo, D. (1-3), Walsh, W. (1-3), Perry, K. (1-2), Sears, B. (1-1), Horn, T. (1-1), Harrahill, R (1-1), Froehlich, K (0-1), Cleavinger (1-1), Columbus, B. (0-1), Borst, E. (1-1), McConnaughey (1-1).

BIG TEN RECORD: 5-1

Home: 2-1 | Away: 3-0

Player	avg	gp-gs	ab	r	h	2b	3b	hr	rbi	tb	slg%	bb	hp	so	gdp	ob%	sf	sh	sb-att	po	a	e	fld%
Caron, Josh	.391	6-6	23	1	9	1	0	1	9	13	.565	3	1	2	1	.481	0	0	0-0	48	7	0	1.000
Evans, Cole	.368	6-6	19	3	7	1	0	1	7	11	.579	6	1	3	0	.483	3	0	1-3	9	1	1	.909
Stone, Tyler	.333	6-4	18	3	6	2	0	0	2	8	.444	4	0	5	0	.455	0	0	0-0	37	2	1	.975
Sanderson, Case	.333	4-3	12	4	4	0	0	1	3	7	.583	3	1	2	1	.500	0	0	0-0	1	0	0	1.000
Brumbaugh, Cayden	.294	5-4	17	3	5	1	1	0	2	8	.471	0	0	4	0	.294	0	0	1-1	0	0	0	.000
Silva, Riley	.273	6-6	22	6	6	1	0	0	2	7	.318	3	3	3	0	.429	0	2	4-5	19	0	0	1.000
Carey, Dylan	.208	6-6	24	2	5	0	0	1	3	8	.333	0	0	4	0	.208	0	1	0-0	13	10	0	1.000
Overbeek, Joshua	.200	6-6	20	5	4	0	0	0	0	4	.200	4	1	4	0	.360	0	0	2-3	3	8	1	.917
Anglim, Garrett	.200	4-4	15	2	3	1	0	0	2	4	.267	0	1	2	0	.250	0	1	0-0	12	0	0	1.000
Walsh, Will	.200	3-2	5	1	1	0	0	1	2	4	.800	0	0	2	0	.200	0	0	0-0	12	2	0	1.000
Stokes, Rhett	.190	6-6	21	4	4	1	0	0	1	5	.238	1	0	4	0	.227	0	1	1-1	7	20	1	.964
Swansen, Gabe	.000	1-1	4	0	0	0	0	0	0	0	.000	0	0	1	0	.000	0	0	0-0	1	0	0	1.000
Bradford, Clay	.000	2-0	3	1	0	0	0	0	0	0	.000	0	0	3	0	.000	0	0	0-0	0	0	0	.000
Hufft, Dylan	.000	1-0	0	0	0	0	0	0	0	0	.000	0	0	0	0	.000	0	0	0-0	0	0	0	.000
Totals	.266	6	203	35	54	8	1	5	33	79	.389	24	8	39	2	.361	3	5	9-13	165	56	4	.982
Opponents	.198	6	202	26	40	6	1	7	25	69	.342	13	7	52	2	.270	0	0	2-3	159	60	5	.978

LOB - Team (49), Opp (31). DPs turned - Team (4), Opp (3). IBB - Team (2), Stone, T. 2. Picked off - Silva, R. 1.

(Big Ten games only Sorted by Earned run avg)

Player	era	w-l	app	gs	cg	sho	sv	ip	h	r	er	bb	so	2b	3b	hr	b/avg	wp	hp	bk	sfa	sha
Daiss, Casey	0.00	0-0	1	0	0	0/0	0	1.0	0	0	0	0	0	0	0	0	.000	0	0	0	0	0
Borst, Evan	0.00	0-0	1	0	0	0/0	0	0.0	0	0	0	1	0	0	0	0		0	0	0	0	0
Sears, Brett	1.12	2-0	2	2	1	1/0	0	16.0	8	2	2	2	14	1	0	1	.148	0	2	0	0	0
Perry, Kyle	1.59	1-0	3	0	0	0/0	0	5.2	3	1	1	0	5	0	0	0	.158	0	1	0	0	0
Walsh, Will	3.52	1-0	2	0	0	0/0	0	7.2	8	4	3	2	7	2	0	0	.258	2	0	0	0	0
Worthley, Jalen	4.15	0-0	2	0	0	0/0	1	4.1	2	2	2	0	7	0	0	0	.133	0	1	0	0	0
McConnaughey, Maso	4.50	1-0	2	2	0	0/0	0	12.0	10	6	6	3	11	1	0	3	.233	0	0	0	0	0
Christo, Drew	7.71	0-1	2	2	0	0/0	0	7.0	5	6	6	3	7	2	1	1	.172	1	3	0	0	0
Sanders, Rans	13.50	0-0	2	0	0	0/0	1	0.2	1	1	1	1	0	0	0	0	.333	0	0	0	0	0
Froehlich, Kyle	54.00	0-0	1	0	0	0/0	0	0.1	2	2	2	0	1	0	0	1	.667	0	0	0	0	0
Timmerman, Tucker	54.00	0-0	1	0	0	0/0	0	0.1	1	2	2	1	0	0	0	1	.500	0	0	0	0	0
Totals	4.09	5-1	6	6	1	1/0	2	55.0	40	26	25	13	52	6	1	7	.198	3	7	0	0	0
Opponents	5.26	1-5	6	6	0	0/0	0	53.0	54	35	31	24	39	8	1	5	.266	6	8	1	3	5

PB - Team (1), Caron, J. 1, Opp (1). Pickoffs - Team (1), Caron, J. 1, Opp (1). SBA/ATT - Caron, J. (2-3), Perry, K. (1-2), Walsh, W. (1-1).

ROAD & NEUTRAL RECORD: 11-5

Overall: 11-5 | BIG: 3-0 | Road: 10-3 | Neutral 1-2

Player	avg	gp-gs	ab	r	h	2b	3b	hr	rbi	tb	slg%	bb	hp	so	gdp	ob%	sf	sh	sb-att	po	a	e	fld%
Evans, Cole	.389	16-13	54	11	21	4	0	1	14	28	.519	7	2	9	2	.455	3	0	1-4	26	2	1	.966
Jesske, Will	.385	7-2	13	2	5	1	0	0	4	6	.462	0	0	1	0	.385	0	0	0-0	2	3	1	.833
Brumbaugh, Cayden	.370	14-12	54	12	20	5	1	0	5	27	.500	3	0	12	1	.390	2	2	0-1	17	21	2	.950
Buettenback, Max	.333	2-1	3	1	1	0	0	1	1	4	1.333	0	0	2	0	.333	0	0	0-0	0	0	0	.000
Silva, Riley	.321	15-15	56	19	18	1	0	0	5	19	.339	3	9	6	0	.441	0	6	12-12	46	1	0	1.000
Sanderson, Case	.286	11-7	21	4	6	0	1	0	2	8	.381	8	1	8	0	.500	0	0	0-0	0	0	0	.000
Columbus, Ben	.286	6-4	14	1	4	0	0	0	4	4	.286	5	0	5	0	.474	0	1	0-0	14	2	1	.941
Stone, Tyler	.259	16-14	54	8	14	3	0	3	12	26	.481	12	0	19	0	.388	1	0	0-1	98	7	3	.972
Caron, Josh	.258	15-15	62	8	16	0	1	4	19	30	.484	6	2	17	3	.343	0	0	0-0	108	8	0	1.000
Bradford, Clay	.250	8-3	16	5	4	2	0	1	1	9	.563	4	1	8	0	.429	0	0	1-1	2	0	0	1.000
Walsh, Will	.250	3-2	4	1	1	0	0	1	2	4	1.000	0	1	0	0	.400	0	0	0-0	15	7	0	1.000
Overbeek, Joshua	.233	8-8	30	5	7	1	0	0	2	8	.267	3	1	9	0	.324	0	1	2-3	9	14	1	.958
Carey, Dylan	.212	16-16	66	6	14	7	0	0	6	21	.318	4	2	20	1	.278	0	1	1-2	30	36	3	.957
Anglim, Garrett	.200	16-12	45	7	9	1	0	1	7	13	.289	5	1	7	3	.283	2	3	3-5	31	3	2	.944
Stokes, Rhett	.125	12-11	32	5	4	0	0	0	0	4	.125	4	0	11	0	.222	0	1	0-0	9	27	2	.947
Swansen, Gabe	.100	8-7	20	1	2	0	0	0	0	2	.100	3	1	9	0	.250	0	1	1-1	10	0	0	1.000
Hufft, Dylan	.000	9-2	7	1	0	0	0	0	0	0	.000	2	0	5	0	.222	0	1	1-1	4	6	0	1.000
Hughes, Bryce	.000	4-0	1	1	0	0	0	0	0	0	.000	0	0	0	0	.000	0	0	0-0	0	2	0	1.000
Lewis, Hayden	.000	1-0	1	0	0	0	0	0	0	0	.000	0	0	0	0	.000	0	0	0-0	0	0	0	.000
Totals	.264	16	553	98	146	25	3	12	84	213	.385	69	21	148	10	.363	8	17	22-31	428	152	21	.965
Opponents	.252	16	551	78	139	25	3	13	67	209	.379	41	20	119	9	.325	3	7	2-3	438	172	22	.965

LOB - Team (132), Opp (116). DPs turned - Team (11), Opp (14). IBB - Team (2), Stone, T. 2, Opp (2). Picked off - Stokes, R. 1.

(Sorted by Earned run avg)

Player	era	w-l	app	gs	cg	sho	sv	ip	h	r	er	bb	so	2b	3b	hr	b/avg	wp	hp	bk	sfa	sha
Sears, Brett	1.85	2-0	4	4	0	0/0	0	24.1	13	5	5	4	25	1	0	2	.151	1	3	0	0	0
Walsh, Will	5.79	2-1	6	5	0	0/0	0	23.1	33	18	15	3	15	7	0	5	.344	0	2	0	2	3

Sanders, Rans	0.00	0-0	5	0	0	0/0	1	3.0	1	0	0	1	3	0	0	0	.100	1	1	0	0	0
Cleavinger, Grant	0.00	0-0	2	0	0	0/0	0	1.1	0	0	0	0	1	0	0	0	.000	0	1	0	0	0
Frahm, Trey	0.00	0-0	1	0	0	0/0	0	0.2	0	0	0	1	1	0	0	0	.000	0	0	0	0	0
Perry, Kyle	2.16	1-0	9	0	0	0/0	2	8.1	6	2	2	0	8	1	0	1	.194	0	1	0	0	0
Horn, Ty	2.25	1-0	4	0	0	0/0	1	8.0	9	4	2	3	5	2	0	0	.281	1	0	0	0	0
Worthley, Jalen	2.84	1-0	5	0	0	0/0	0	6.1	7	2	2	2	6	1	0	0	.280	1	0	0	0	0
Christo, Drew	3.26	1-0	4	3	0	0/0	0	19.1	15	8	7	7	11	4	0	0	.208	1	2	0	0	1
Daiss, Casey	3.38	0-1	6	0	0	0/0	3	5.1	7	2	2	2	3	2	0	0	.318	0	1	0	0	0
Olsen, Bobby	3.86	0-0	4	0	0	0/0	0	2.1	3	1	1	1	4	1	0	0	.300	2	2	0	0	0
Timmerman, Tucker	4.50	2-0	7	0	0	0/0	1	8.0	8	4	4	3	7	1	0	1	.258	1	1	0	0	0
McConnaughey, Maso	4.72	0-2	5	1	0	0/0	0	13.1	11	8	7	3	13	1	0	2	.224	1	1	0	0	1
Borst, Evan	5.06	1-0	5	0	0	0/0	0	5.1	3	3	3	3	7	1	1	0	.158	1	1	0	0	0
Brockett, Jackson	7.71	0-0	4	0	0	0/0	0	2.1	5	3	2	1	0	1	0	0	.500	0	1	0	1	0
Froehlich, Kyle	7.71	0-0	3	0	0	0/0	0	2.1	2	2	2	0	2	0	0	1	.200	0	0	0	0	0
Clark, Caleb	12.38	0-0	5	2	0	0/0	0	8.0	12	12	11	6	6	2	1	1	.353	1	3	1	0	2
Harrhill, Ryan	27.00	0-1	1	1	0	0/0	0	1.0	4	4	3	1	2	0	1	0	.500	0	0	0	0	0
Totals	4.29	11-5	16	16	0	0/0	8	142.2	139	78	68	41	119	25	3	13	.252	11	20	1	3	7
Opponents	4.87	5-11	16	16	0	0/0	3	146.0	146	98	79	69	148	25	3	12	.264	16	21	1	8	17

PB - Team (1), Caron, J. 1, Opp (3). Pickoffs - Team (3), Sears, B. 1, Caron, J. 1, Walsh, W. 1, Opp (1). SBA/ATT - Caron, J. (2-2), Walsh, W. (0-1), Cleavinger (1-1), Harrhill, R (1-1).

VS. OHIO STATE: 2-1

BIG: 2-1 | Home: 2-1 | Away: 3-0 | Neutral: 0-0

Player	avg	gp-gs	ab	r	h	2b	3b	hr	rbi	tb	slg%	bb	hp	so	gdp	ob%	sf	sh	sb-att	po	a	e	fld%
Caron, Josh	.545	3-3	11	0	6	1	0	0	3	7	.636	1	0	1	1	.583	0	0	0-0	26	6	0	1.000
Silva, Riley	.400	3-3	10	2	4	1	0	0	1	5	.500	2	2	1	0	.571	0	0	2-3	9	0	0	1.000
Sanderson, Case	.400	1-1	5	1	2	0	0	1	2	5	1.000	0	0	1	1	.400	0	0	0-0	1	0	0	1.000
Overbeek, Joshua	.300	3-3	10	3	3	0	0	0	0	3	.300	2	0	3	0	.417	0	0	1-1	1	4	1	.833
Brumbaugh, Cayden	.286	3-3	14	3	4	1	1	0	2	7	.500	0	0	3	0	.286	0	0	1-1	0	0	0	.000
Carey, Dylan	.273	3-3	11	1	3	0	0	1	2	6	.545	0	0	3	0	.273	0	1	0-0	6	5	0	1.000
Stone, Tyler	.200	3-2	10	1	2	1	0	0	1	3	.300	0	0	3	0	.200	0	0	0-0	22	1	0	1.000
Stokes, Rhett	.200	3-3	10	1	2	1	0	0	1	3	.300	0	0	3	0	.200	0	1	1-1	4	9	0	1.000
Evans, Cole	.111	3-3	9	1	1	0	0	0	0	1	.111	4	0	2	0	.385	0	0	1-1	4	0	0	1.000
Swansen, Gabe	.000	1-1	4	0	0	0	0	0	0	0	.000	0	0	1	0	.000	0	0	0-0	1	0	0	1.000
Anglim, Garrett	.000	1-1	3	0	0	0	0	0	0	0	.000	0	1	2	0	.250	0	0	0-0	2	0	0	1.000
Walsh, Will	.000	1-1	2	0	0	0	0	0	0	0	.000	0	0	2	0	.000	0	0	0-0	4	2	0	1.000
Totals	.273	3	99	13	27	5	1	2	12	40	.404	9	3	25	2	.351	0	2	6-7	81	30	1	.991
Opponents	.179	3	95	12	17	1	1	3	12	29	.305	7	2	30	2	.250	0	0	2-3	75	26	2	.981

LOB - Team (25), Opp (11). DPs turned - Team (3), Opp (2). Picked off - Silva, R. 1.

(All games vs Ohio State Sorted by Earned run avg)

Player	era	w-l	app	gs	cg	sho	sv	ip	h	r	er	bb	so	2b	3b	hr	b/avg	wp	hp	bk	sfa	sha
Sears, Brett	0.00	1-0	1	1	1	1/0	0	9.0	2	0	0	0	10	0	0	0	.071	0	0	0	0	0
Walsh, Will	2.08	0-0	1	0	0	0/0	0	4.1	3	1	1	2	5	0	0	0	.188	2	0	0	0	0
McConnaughey, Maso	2.84	1-0	1	1	0	0/0	0	6.1	5	2	2	3	5	0	0	1	.238	0	0	0	0	0
Worthley, Jalen	3.38	0-0	1	0	0	0/0	1	2.2	1	1	1	0	4	0	0	0	.111	0	1	0	0	0
Perry, Kyle	4.50	0-0	1	0	0	0/0	0	2.0	2	1	1	0	2	0	0	0	.286	0	0	0	0	0
Christo, Drew	15.43	0-1	1	1	0	0/0	0	2.1	3	4	4	0	4	1	1	1	.250	1	1	0	0	0
Timmerman, Tucker	54.00	0-0	1	0	0	0/0	0	0.1	1	2	2	1	0	0	0	1	.500	0	0	0	0	0
Sanders, Rans	99.00	0-0	1	0	0	0/0	0	0.0	0	1	1	1	0	0	0	0		0	0	0	0	0
Totals	4.00	2-1	3	3	1	1/0	1	27.0	17	12	12	7	30	1	1	3	.179	3	2	0	0	0
Opponents	4.68	1-2	3	3	0	0/0	0	25.0	27	13	13	9	25	5	1	2	.273	6	3	1	0	2

Pickoffs - Team (1), Caron, J. 1, Opp (1). SBA/ATT - Caron, J. (2-3), Perry, K. (1-2), Walsh, W. (1-1).

LAST FIVE GAMES: 3-2

BIG: 2-1 | Home: 2-1 | Away: 1-1 | Neutral: 0-0

Player	avg	gp-gs	ab	r	h	2b	3b	hr	rbi	tb	slg%	bb	hp	so	gdp	ob%	sf	sh	sb-att	po	a	e	fld%
Caron, Josh	.444	5-5	18	0	8	1	0	0	4	9	.500	2	1	3	2	.524	0	0	0-0	47	6	0	1.000
Brumbaugh, Cayden	.353	5-3	17	5	6	1	2	0	2	11	.647	0	0	4	0	.353	0	0	1-1	0	0	0	.000
Silva, Riley	.333	5-5	18	4	6	1	0	0	3	7	.389	2	2	3	0	.455	0	2	3-4	13	1	0	1.000
Stone, Tyler	.333	5-4	15	2	5	2	0	0	2	7	.467	2	0	3	0	.412	0	0	0-0	34	2	1	.973
Sanderson, Case	.300	3-3	10	3	3	0	0	1	2	6	.600	2	1	3	1	.462	0	0	0-0	1	0	0	1.000
Evans, Cole	.235	5-5	17	2	4	2	0	0	3	6	.353	5	0	4	0	.391	1	0	1-1	6	0	0	1.000
Carey, Dylan	.200	5-5	20	1	4	1	0	1	2	8	.400	0	0	4	0	.200	0	1	0-0	9	7	0	1.000
Overbeek, Joshua	.167	5-5	18	4	3	0	0	0	0	3	.167	3	0	6	0	.286	0	0	1-1	2	9	1	.917
Stokes, Rhett	.125	5-5	16	2	2	1	0	0	1	3	.188	1	0	6	0	.176	0	1	1-1	7	18	0	1.000
Anglim, Garrett	.091	3-3	11	0	1	1	0	0	2	2	.182	1	1	5	0	.231	0	0	0-0	5	1	0	1.000
Swansen, Gabe	.000	1-1	4	0	0	0	0	0	0	0	.000	0	0	1	0	.000	0	0	0-0	1	0	0	1.000
Walsh, Will	.000	2-1	3	0	0	0	0	0	0	0	.000	0	0	2	0	.000	0	0	0-0	6	4	0	1.000
Bradford, Clay	.000	2-0	1	1	0	0	0	0	0	0	.000	1	0	1	0	.500	0	0	0-0	0	0	0	.000
Hufft, Dylan	.000	2-0	1	0	0	0	0	0	0	0	.000	0	0	0	0	.000	0	0	0-0	1	1	0	1.000
Jesske, Will	.000	1-0	1	0	0	0	0	0	1	0	.000	0	0	0	0	.000	0	0	0-0	0	0	0	.000
Totals	.247	5	170	24	42	10	2	2	22	62	.365	19	5	45	3	.338	1	4	7-8	135	54	3	.984
Opponents	.218	5	165	24	36	3	1	7	23	62	.376	11	3	50	2	.279	0	1	2-4	132	47	6	.968

LOB - Team (43), Opp (21). DPs turned - Team (4), Opp (4). IBB - Team (0), Opp (1). Picked off - Silva, R. 1.

(Sorted by Earned run avg)

Player	era	w-l	app	gs	cg	sho	sv	ip	h	r	er	bb	so	2b	3b	hr	b/avg	wp	hp	bk	sfa	sha
Sears, Brett	0.00	1-0	1	1	1	1/0	0	9.0	2	0	0	0	10	0	0	0	.071	0	0	0	0	0
Daiss, Casey	0.00	0-0	1	0	0	0/0	0	0.1	1	0	0	1	0	0	0	1.000	0	0	0	0	0	
Perry, Kyle	1.93	1-0	3	0	0	0/0	0	4.2	2	1	1	0	5	0	0	.133	0	0	0	0	0	
Worthley, Jalen	3.60	0-0	3	0	0	0/0	1	5.0	2	2	2	0	8	0	0	.118	0	1	0	0	0	
Walsh, Will	4.26	0-1	2	1	0	0/0	0	6.1	7	3	3	3	8	0	0	.280	2	0	0	0	1	
McConnaughey, Maso	4.50	1-0	2	2	0	0/0	0	12.0	10	6	6	3	11	1	0	.233	0	0	0	0	0	
Timmerman, Tucker	6.00	0-0	2	0	0	0/0	0	3.0	4	2	2	2	2	0	0	.333	0	0	0	0	0	
Horn, Ty	6.75	0-0	1	0	0	0/0	0	1.1	3	1	1	0	0	1	0	.500	0	0	0	0	0	
Sanders, Rans	13.50	0-0	2	0	0	0/0	0	0.2	0	1	1	2	1	0	0	.000	1	0	0	0	0	
Christo, Drew	15.43	0-1	1	1	0	0/0	0	2.1	3	4	4	0	4	1	1	.250	1	1	0	0	0	
Froehlich, Kyle	54.00	0-0	1	0	0	0/0	0	0.1	2	2	2	0	1	0	0	.667	0	0	0	0	0	
Clark, Caleb	99.00	0-0	1	0	0	0/0	0	0.0	0	2	1	0	0	0	0	.000	0	1	0	0	0	
Totals	4.60	3-2	5	5	1	1/0	1	45.0	36	24	23	11	50	3	1	.218	4	3	0	0	1	
Opponents	4.09	2-3	5	5	0	0/0	1	44.0	42	24	20	19	45	10	2	.247	6	5	1	1	4	

PB - Team (0), Opp (1). Pickoffs - Team (2), Caron, J. 1, Walsh, W. 1, Opp (1). SBA/ATT - Caron, J. (2-3), Walsh, W. (1-2), Perry, K. (1-2).

LAST 10 GAMES: 8-2

BIG: 5-1 | Home: 5-1 | Away: 3-1 | Neutral: 0-0

Player	avg	gp-gs	ab	r	h	2b	3b	hr	rbi	tb	slg%	bb	hp	so	gdp	ob%	sf	sh	sb-att	po	a	e	fld%
Stone, Tyler	.385	10-7	26	3	10	2	0	0	3	12	.462	7	0	5	0	.515	0	0	0-0	61	4	2	.970
Brumbaugh, Cayden	.375	7-5	24	6	9	1	2	0	5	14	.583	0	0	5	0	.375	0	0	2-2	0	0	0	.000
Sanderson, Case	.368	8-6	19	5	7	0	0	1	4	10	.526	5	2	5	1	.538	0	0	0-0	2	1	0	1.000
Caron, Josh	.333	9-9	36	2	12	2	0	1	11	17	.472	3	1	5	2	.400	0	0	0-0	75	8	0	1.000
Evans, Cole	.323	10-9	31	6	10	3	0	1	9	16	.516	7	2	7	1	.442	3	0	3-5	15	1	1	.941
Silva, Riley	.278	10-10	36	9	10	1	0	0	4	11	.306	3	5	4	0	.409	0	2	7-8	25	1	0	1.000
Anglim, Garrett	.276	8-8	29	4	8	1	0	1	9	12	.414	3	1	8	0	.364	0	1	1-3	18	1	0	1.000
Carey, Dylan	.250	10-10	36	5	9	3	0	1	3	15	.417	2	1	4	0	.308	0	1	0-0	16	17	1	.971
Columbus, Ben	.250	2-1	4	0	1	0	0	0	0	1	.250	0	0	1	0	.250	0	0	0-0	13	1	0	1.000
Overbeek, Joshua	.200	10-10	35	7	7	0	0	1	2	10	.286	6	1	10	0	.333	0	0	3-5	5	17	1	.957
Stokes, Rhett	.152	10-10	33	5	5	1	0	0	1	6	.182	1	0	8	0	.176	0	3	1-1	14	29	1	.977
Walsh, Will	.125	4-3	8	1	1	0	0	1	2	4	.500	0	0	5	0	.125	0	0	0-0	16	5	0	1.000
Swansen, Gabe	.000	3-2	8	0	0	0	0	0	0	0	.000	0	0	2	0	.000	0	0	0-0	3	0	0	1.000
Bradford, Clay	.000	3-0	3	1	0	0	0	0	0	0	.000	1	0	3	0	.250	0	0	0-0	0	0	0	.000
Hufft, Dylan	.000	3-0	2	0	0	0	0	0	0	0	.000	0	0	0	0	.000	0	0	0-0	2	1	0	1.000
Jesske, Will	.000	2-0	1	1	0	0	0	0	1	0	.000	1	0	0	0	.500	0	0	0-0	0	0	0	.000
Hughes, Bryce	.000	3-0	0	2	0	0	0	0	0	0	.000	0	0	0	0	.000	0	0	2-2	0	0	0	.000
Totals	.269	10	331	57	89	14	2	7	54	128	.387	39	13	72	4	.365	3	7	19-26	270	100	8	.979
Opponents	.205	10	327	35	67	10	2	8	33	105	.321	25	12	91	3	.286	0	2	4-8	258	103	9	.976

LOB - Team (78), Opp (61). DPs turned - Team (6), Opp (6). IBB - Team (2), Stone, T. 2, Opp (1). Picked off - Silva, R. 2.

(Sorted by Earned run avg)

Player	era	w-l	app	gs	cg	sho	sv	ip	h	r	er	bb	so	2b	3b	hr	b/avg	wp	hp	bk	sfa	sha
Sears, Brett	0.75	3-0	3	3	1	1/0	0	24.0	10	2	2	2	23	1	0	1	.125	0	2	0	0	0

Daiss, Casey	0.00	0-0	3	0	0	0/0	0	2.1	1	0	0	2	2	0	0	0	.143	0	0	0	0	0
Borst, Evan	0.00	0-0	2	0	0	0/0	0	0.2	0	0	0	2	1	0	0	0	.000	0	0	0	0	0
Perry, Kyle	1.42	1-0	5	0	0	0/0	1	6.1	3	1	1	0	6	0	0	0	.143	0	1	0	0	0
Worthley, Jalen	2.84	1-0	5	0	0	0/0	1	6.1	3	2	2	0	9	0	0	0	.130	0	1	0	0	0
Walsh, Will	2.87	2-1	4	2	0	0/0	0	15.2	16	6	5	3	19	2	0	1	.267	3	1	0	0	2
Sanders, Rans	3.00	0-0	5	0	0	0/0	2	3.0	3	2	1	2	3	1	0	0	.250	1	0	0	0	0
McConnaughey, Maso	4.50	1-0	2	2	0	0/0	0	12.0	10	6	6	3	11	1	0	3	.233	0	0	0	0	0
Christo, Drew	4.76	0-1	3	3	0	0/0	0	11.1	8	6	6	6	11	3	1	1	.186	1	5	0	0	0
Timmerman, Tucker	4.91	0-0	3	0	0	0/0	0	3.2	5	2	2	2	2	0	0	1	.357	0	0	0	0	0
Horn, Ty	6.75	0-0	1	0	0	0/0	0	1.1	3	1	1	0	0	1	0	0	.500	0	0	0	0	0
Froehlich, Kyle	9.00	0-0	3	0	0	0/0	0	3.0	5	3	3	0	4	1	1	1	.357	0	0	0	0	0
Cleavinger, Grant	54.00	0-0	1	0	0	0/0	0	0.1	0	2	2	3	0	0	0	0	.000	0	1	0	0	0
Clark, Caleb	99.00	0-0	1	0	0	0/0	0	0.0	0	2	1	0	0	0	0	0	.000	0	1	0	0	0
Totals	3.20	8-2	10	10	1	1/0	4	90.0	67	35	32	25	91	10	2	8	.205	5	12	0	0	2
Opponents	5.55	2-8	10	10	0	0/0	1	86.0	89	57	53	39	72	14	2	7	.269	8	13	1	3	7

PB - Team (2), Caron, J. 2, Opp (1). Pickoffs - Team (3), Caron, J. 1, Christo, D. 1, Walsh, W. 1, Opp (2). SBA/ATT - Caron, J. (4-5), Walsh, W. (1-3), Perry, K. (1-2), Borst, E. (1-1), Sears, B. (1-1), Columbus, B. (0-1), Christo, D. (0-1).

NEBRASKA GAME-BY-GAME HITTING

Date	Opponent	ab	r	h	rbi	2b	3b	hr	tb	bb	ibb	sb	cs	hbp	sac	sf	gdp	k	po	a	e	lob	avg
Feb 16	vs Baylor	30	4	5	4	2	0	1	10	5	0	1	1	1	1	0	1	14	27	8	1	6	.167
Feb 17	vs Texas Tech	32	3	10	2	0	0	0	10	4	0	1	1	1	2	0	1	7	27	5	0	9	.242
Feb 18	vs Oklahoma	34	6	7	4	1	0	0	8	4	0	3	0	0	1	0	0	13	26	8	2	6	.229
Feb 22	at Grand Canyon	33	7	9	6	2	2	1	18	4	0	3	1	4	0	1	1	13	27	12	0	8	.240
Feb 23	at Grand Canyon	42	11	17	10	2	0	2	25	3	0	1	1	1	1	0	1	11	27	9	2	9	.281
Feb 24	at Grand Canyon	32	5	11	5	1	0	1	15	4	0	0	0	1	2	2	2	11	24	12	2	9	.291
Feb 25	at Grand Canyon	35	10	9	5	1	0	0	10	5	0	2	0	2	2	0	0	7	27	6	1	7	.286
Feb 29	at Charleston	34	6	5	6	2	0	0	7	6	0	1	1	2	2	0	0	9	30	13	2	8	.268
Mar 02	at Charleston	35	5	13	5	1	0	0	14	4	0	1	1	0	1	1	2	5	27	6	2	9	.280
Mar 03	at Charleston	36	5	10	3	3	0	1	16	4	0	2	0	2	1	0	1	6	27	12	2	11	.280
Mar 08	SOUTH ALABAMA	34	3	9	3	3	0	0	12	3	0	0	0	2	0	0	1	5	27	9	0	9	.279
Mar 09	SOUTH ALABAMA	38	13	16	13	3	0	4	31	2	0	0	1	2	0	0	0	4	27	7	0	5	.292
Mar 10	SOUTH ALABAMA	35	12	15	12	5	0	1	23	9	0	1	0	0	0	0	2	4	27	12	5	8	.302
Mar 12	at Wichita State	40	8	11	7	2	0	1	16	6	0	3	0	1	1	1	0	14	27	10	0	14	.300
Mar 13	at Wichita State	32	3	5	3	3	0	2	14	2	0	0	0	1	0	0	0	10	24	7	2	5	.291
Mar 15	NICHOLLS	30	7	11	7	1	0	1	15	6	0	3	1	1	1	1	0	6	27	12	1	8	.295
Mar 16	NICHOLLS	33	16	11	16	1	0	2	18	9	0	2	0	7	1	0	1	4	27	8	0	10	.297
Mar 17	NICHOLLS	38	11	14	10	5	0	1	22	4	0	0	1	3	0	1	0	5	27	14	1	11	.302
Mar 19	OMAHA	34	11	9	10	3	0	1	15	9	0	4	1	3	0	0	0	11	27	13	2	11	.300
Mar 20	NORTH DAKOTA S	29	3	7	2	1	0	0	8	5	0	2	2	2	1	0	0	5	27	8	0	10	.297
Mar 22	NEW MEXICO STA	38	14	15	14	2	0	2	23	5	0	6	1	0	0	0	0	6	27	6	0	5	.302
Mar 23	NEW MEXICO STA	27	2	6	2	1	0	0	7	2	0	1	0	3	1	0	1	8	27	12	2	7	.300
Mar 29	at Northwestern	31	5	8	5	0	0	1	11	5	1	2	1	2	1	1	0	3	27	11	2	8	.298
Mar 30	at Northwestern	36	9	11	9	0	0	2	17	3	1	1	2	1	0	1	0	5	27	9	1	5	.298
Mar 31	at Northwestern	37	8	8	7	3	0	0	11	7	0	0	0	2	2	1	0	6	30	6	0	11	.295
Apr 02	at Creighton	34	3	7	3	2	1	0	11	3	0	1	0	0	0	0	1	14	24	18	2	7	.291
Apr 05	OHIO STATE	30	3	7	2	0	0	0	7	4	0	4	0	1	0	0	1	11	27	9	0	8	.289
Apr 06	OHIO STATE	33	7	11	7	3	1	1	19	2	0	1	1	1	2	0	0	6	27	11	0	7	.291
Apr 07	OHIO STATE	36	3	9	3	2	0	1	14	3	0	1	0	1	0	0	1	8	27	10	1	10	.289
Totals		988	203	286	185	55	4	26	427	132	2	47	17	47	23	10	17	231	779	283	33	241	.289

NEBRASKA GAME-BY-GAME PITCHING

Date	Opponent	ip	h	r	er	bb	so	2b	3b	hr	wp	bk	hbp	dp	ibb	score	w-l	sv	era
Feb 16	vs Baylor	9.0	7	1	1	0	9	1	0	0	0	0	0	1	0	4-1	1-0	1	1.00
Feb 17	vs Texas Tech	9.0	11	6	6	3	9	2	0	0	1	0	0	0	0	3-6	1-1	1	3.50
Feb 18	vs Oklahoma	8.2	11	7	7	6	10	2	0	1	2	0	2	1	1	6-7	1-2	1	4.72
Feb 22	at Grand Canyon	9.0	8	2	2	3	5	2	0	0	0	0	1	2	0	7-2	2-2	1	4.04
Feb 23	at Grand Canyon	9.0	4	1	0	2	9	0	0	0	0	0	1	1	0	11-1	3-2	2	3.22
Feb 24	at Grand Canyon	8.0	11	7	4	1	5	1	1	2	0	0	1	0	0	5-7	3-3	2	3.42
Feb 25	at Grand Canyon	9.0	12	8	8	2	3	2	1	1	2	0	3	0	0	10-8	4-3	3	4.09
Feb 29	at Charleston	10.0	7	5	3	4	5	3	0	0	3	0	0	0	0	6-5	5-3	4	3.89
Mar 02	at Charleston	9.0	6	4	3	3	9	1	0	1	2	0	0	0	0	5-4	6-3	5	3.79
Mar 03	at Charleston	9.0	7	3	3	3	10	3	0	1	0	1	0	2	0	5-3	7-3	6	3.71
Mar 08	SOUTH ALABAMA	9.0	12	11	11	3	7	2	0	4	2	0	0	1	0	3-11	7-4	6	4.38
Mar 09	SOUTH ALABAMA	9.0	5	2	2	0	8	2	0	1	0	0	0	0	0	13-2	8-4	6	4.18
Mar 10	SOUTH ALABAMA	9.0	8	7	3	3	16	0	0	2	1	0	0	0	0	12-7	9-4	6	4.09
Mar 12	at Wichita State	9.0	11	6	6	1	7	1	0	1	0	0	3	2	0	8-6	10-4	7	4.23
Mar 13	at Wichita State	8.0	10	9	8	3	9	1	1	1	0	0	3	0	0	3-9	10-5	7	4.51
Mar 15	NICHOLLS	9.0	8	6	5	6	8	2	0	0	6	0	0	1	1	7-6	11-5	8	4.54
Mar 16	NICHOLLS	9.0	4	0	0	5	7	1	0	0	0	1	0	0	0	16-0	12-5	9	4.27
Mar 17	NICHOLLS	9.0	6	4	4	7	4	1	0	0	1	0	0	1	0	11-4	13-5	9	4.26
Mar 19	OMAHA	9.0	6	5	4	4	12	2	0	0	2	0	2	0	0	11-5	14-5	9	4.24
Mar 20	NORTH DAKOTA S	9.0	6	1	1	0	13	0	1	0	1	0	1	0	0	3-1	15-5	10	4.08
Mar 22	NEW MEXICO STA	9.0	3	2	2	3	9	0	0	0	0	0	1	1	0	14-2	16-5	10	3.98
Mar 23	NEW MEXICO STA	9.0	7	1	0	5	10	3	0	0	0	0	2	0	0	2-1	17-5	11	3.80
*Mar 29	at Northwestern	9.0	8	2	2	3	4	1	0	1	0	0	3	1	0	5-2	18-5	12	3.72
*Mar 30	at Northwestern	9.0	7	5	4	3	5	3	0	0	0	0	2	0	0	9-5	19-5	12	3.73
*Mar 31	at Northwestern	10.0	8	7	7	0	13	1	0	3	0	0	0	0	0	8-7	20-5	12	3.85
Apr 02	at Creighton	8.0	11	5	4	4	7	1	0	1	1	0	1	1	1	3-5	20-6	12	3.87
*Apr 05	OHIO STATE	9.0	2	0	0	0	10	0	0	0	0	0	0	1	0	3-0	21-6	12	3.72
*Apr 06	OHIO STATE	9.0	6	3	3	3	9	0	0	1	0	0	1	2	0	7-3	22-6	13	3.70
*Apr 07	OHIO STATE	9.0	9	9	9	4	11	1	1	2	3	0	1	0	0	3-9	22-7	13	3.88
Totals		259.2	221	129	112	84	243	39	5	23	27	2	28	18	3	203-129	22-7	13	3.88

TEAM BATTING

Category	Number	Game
At-Bats	42	at Grand Canyon, 2/23/24
Runs Scored	16	vs. Nicholls, 3/16/24
Hits	17	at Grand Canyon, 2/23/24
Runs Batted In	16	vs. Nicholls, 3/16/24
Doubles	5	vs. South Alabama, 3/10/24
	5	vs. Nicholls, 3/17/24
Triples	2	at Grand Canyon, 2/22/24
Home Runs	4	vs. South Alabama, 3/9/24
Total Bases	31	vs. South Alabama, 3/9/24
Walks	9	vs. South Alabama, 3/10/24
	9	vs. Nicholls, 3/16/24
	9	vs. Omaha, 3/19/24
Strikeouts	14	vs. Baylor, 2/16/24
	14	at Wichita State, 3/12/24
Sacrifice Hits	2	Six Times
Stolen Bases	6	vs. New Mexico State, 3/22/24
Hit by Pitch	7	vs. Nicholls, 3/16/24

TEAM FIELDING

Category	Number	Game
Putouts	30	at Charleston, 2/29/24
	30	at Northwestern, 3/31/24
Assists	18	at Creighton, 4/2/24
Errors	5	vs. South Alabama, 3/10/24
Passed Balls	1	vs. New Mexico State, 3/22/24
	1	at Northwestern, 3/30/24
Double Plays Turned	2	Four Times

TEAM PITCHING

Category	Number	Game
Innings Pitched	10.0	at Charleston, 2/29/24
	10.0	at Northwestern, 3/31/24
Runs Allowed	11	vs. South Alabama, 3/8/24
Earned Runs	11	vs. South Alabama, 3/8/24
Walks Allowed	7	vs. Nicholls, 3/17/24
Strikeouts	16	vs. South Alabama, 3/10/24
Hits Allowed	12	at Grand Canyon, 2/25/24
	12	vs. South Alabama, 3/8/24
Doubles Allowed	3	Four Times
Triples Allowed	1	Five Times
Home Runs Allowed	4	vs. South Alabama, 3/8/24
Wild Pitches	6	vs. Nicholls, 3/15/24
Hit Batters	3	Four Times

INDIVIDUAL BATTING

Category	Number	Game
At-Bats	6	Four Times
Runs Scored	3	11 Times
Hits	4	J. Overbeek vs. Texas Tech, 2/17/24
	4	C. Evans at Wichita State, 3/12/24
Runs Batted In	5	Four Times
Doubles	2	Seven Times
Triples	1	Four Times
Home Runs	2	J. Caron at Grand Canyon, 2/23/24
Total Bases	8	J. Caron at Grand Canyon, 2/23/24
Walks	4	C. Brumbaugh vs. Nicholls, 3/15/24
Strikeouts	4	R. Stokes at Wichita State, 3/12/24
Sacrifice Hits	2	R. Silva at Northwestern, 3/31/24
Stolen Bases	2	Five Times
Hit by Pitch	3	R. Silva at Grand Canyon, 2/22/24

INDIVIDUAL FIELDING

Category	Number	Game
Putouts	13	B. Columbus vs. NDSU, 3/20/24
	13	J. Caron at Northwestern, 3/31/24
Assists	7	R. Stokes at Northwestern, 3/29/24
Errors	2	R. Stokes vs. South Alabama, 3/10/24
	2	D. Carey vs. South Alabama, 3/10/24
Passed Balls	1	J. Caron vs. New Mexico State, 3/22/24
	1	J. Caron at Northwestern, 3/20/24

INDIVIDUAL PITCHING

Category	Number	Game
Innings Pitched	9.0	B. Sears vs. Ohio State, 4/5/24
Runs Allowed	7	D. Christo vs. South Alabama, 3/8/24
Earned Runs	7	D. Christo vs. South Alabama, 3/8/24
Walks Allowed	5	B. Sears vs. Nicholls, 3/16/24
Strikeouts	10	B. Sears vs. Ohio State, 4/5/24
Hits Allowed	7	W. Walsh vs. Texas Tech, 2/17/24
	7	D. Christo at Grand Canyon, 2/22/24
	7	D. Christo vs. South Alabama, 3/8/24
Doubles Allowed	3	W. Walsh at Charleston, 3/3/24
Triples Allowed	1	Five Times
Home Runs Allowed	3	D. Christo vs. South Alabama, 3/8/24
Wild Pitches	3	D. Christo vs. Nicholls, 3/15/24
Hit Batters	2	Five Times

HITTING BY SERIES

TEAM	W-L	AVG	R	H	2B	3B	HR	RBI	BB	SO	SB-ATT	W/RISP	2OUT
Baylor	1-0	.167	4	5	2	0	1	4	5	14	1-2	.375	.250
Texas Tech	0-1	.313	3	10	0	0	0	2	4	7	1-2	.083	.364
Oklahoma	0-1	.206	6	7	1	0	0	4	4	13	3-3	.167	.231
Grand Canyon	3-1	.324	33	46	6	2	4	26	16	42	6-8	.273	.353
Charleston	3-0	.267	16	28	6	0	1	14	14	20	4-6	.294	.242
South Alabama	2-1	.374	28	40	11	0	5	28	14	13	1-2	.417	.474
Wichita State	1-1	.222	11	16	5	0	3	10	8	24	3-3	.107	.250
Nicholls	3-0	.356	34	36	7	0	4	33	19	15	5-7	.302	.214
Omaha	1-0	.265	11	9	3	0	1	10	9	11	4-5	.429	.200
North Dakota State	1-0	.241	3	7	1	0	0	2	5	5	2-4	.182	.125
New Mexico State	2-0	.323	16	21	3	0	2	16	7	14	7-8	.524	.273
Northwestern	3-0	.260	22	27	3	0	3	21	15	14	3-6	.367	.257
Creighton	0-1	.206	3	7	2	1	0	3	3	14	1-1	.154	.200
Ohio State	2-1	.273	13	27	5	1	2	12	9	25	6-7	.206	.229

SITUATIONAL HITTING

Player	Overall	vs. Left	vs. Right	W/ Bases	W/ Runners	W/ Bases	With	Runners In	Reached
	AB/AVG	AB/AVG	AB/AVG	Empty	On Base	Loaded	2 Outs	Score Pos.	Leadoff
Sanderson, Case	45/.356	7/.286	38/.368	23/.348	22/.364	2/.000	14/.286	14/.357	16/.563
Walsh, Will	20/.350	10/.300	10/.400	8/.375	12/.333	1/1.000	8/.125	8/.375	4/.500
Brumbaugh, Cayden	82/.341	29/.414	53/.302	49/.347	33/.333	3/.000	21/.333	24/.333	38/.368
Jesske, Will	18/.333	14/.357	4/.250	8/.250	10/.400	0/---	5/.400	7/.286	4/.250
Hufft, Dylan	15/.333	2/.000	13/.385	6/.333	9/.333	1/1.000	8/.375	7/.286	6/.500
Stokes, Rhett	79/.316	23/.261	56/.339	46/.304	33/.333	2/.500	22/.318	25/.360	24/.333
Caron, Josh	108/.315	34/.294	74/.324	40/.275	68/.338	7/.286	37/.432	45/.400	20/.300
Evans, Cole	92/.304	24/.292	68/.309	42/.357	50/.260	1/1.000	37/.297	37/.297	21/.476
Silva, Riley	101/.297	28/.429	73/.247	49/.286	52/.308	3/.333	27/.185	29/.276	31/.484
Stone, Tyler	88/.295	25/.200	63/.333	36/.139	52/.404	2/.500	31/.290	30/.300	19/.316
Anglim, Garrett	74/.284	16/.438	58/.241	28/.286	46/.283	4/.250	31/.161	32/.281	14/.643
Overbeek, Joshua	64/.266	15/.200	49/.286	26/.269	38/.263	3/.000	22/.273	30/.167	17/.529
Buettenback, Max	4/.250	0/---	4/.250	3/.333	1/1.000	0/---	3/.333	1/1.000	1/1.000
Carey, Dylan	110/.236	29/.276	81/.222	47/.170	63/.286	3/.000	36/.278	33/.242	17/.235
Columbus, Ben	23/.217	1/1.000	22/.227	9/.222	14/.214	2/1.000	10/.300	11/.182	6/.333
Bradford, Clay	23/.217	4/1.000	19/.263	16/.188	7/.286	0/---	3/.333	5/.200	10/.400
Swansen, Gabe	39/.154	11/1.000	28/.214	21/.190	18/.111	1/1.000	14/.214	11/.091	8/.250
Hughes, Bryce	2/1.000	1/1.000	1/1.000	1/1.000	1/1.000	0/---	0/---	1/1.000	1/1.000
Lewis, Hayden	1/1.000	1/1.000	0/---	1/1.000	0/---	0/---	1/1.000	0/---	0/---

MULTIPLE HIT GAMES

Player	2	3	4	5+	Total
Caron, Josh	8	2	-	-	10
Brumbaugh, Cayden	9	1	-	-	10
Silva, Riley	7	2	-	-	9
Evans, Cole	5	1	1	-	7
Carey, Dylan	6	1	-	-	7
Stone, Tyler	4	2	-	-	6
Stokes, Rhett	1	5	-	-	6
Sanderson, Case	4	1	-	-	5
Anglim, Garrett	3	2	-	-	5
Overbeek, Joshua	2	-	1	-	3
Columbus, Ben	2	-	-	-	2
Hufft, Dylan	2	-	-	-	2
Walsh, Will	1	1	-	-	2
Jesske, Will	2	-	-	-	2
Bradford, Clay	1	-	-	-	1
Swansen, Gabe	1	-	-	-	1
TEAM	58	18	2	0	78

MULTIPLE RBI GAMES

Player	2	3	4	5+	Total
Caron, Josh	3	2	1	2	8
Evans, Cole	5	1	-	-	6
Stone, Tyler	4	1	-	-	5
Anglim, Garrett	3	-	-	1	4
Stokes, Rhett	3	1	-	-	4
Brumbaugh, Cayden	2	1	-	-	3
Silva, Riley	3	-	-	-	3
Carey, Dylan	2	1	-	-	3
Walsh, Will	1	1	-	1	3
Sanderson, Case	2	-	-	-	2
Overbeek, Joshua	2	-	-	-	2
Columbus, Ben	-	1	-	-	1
Swansen, Gabe	-	1	-	-	1
Jesske, Will	1	-	-	-	1
Bradford, Clay	-	1	-	-	1
TEAM	31	11	1	4	47

HITTING STREAKS

Player	Season Long	Current
Caron, Josh	11	11
Overbeek, Joshua	9	2
Brumbaugh, Cayden	8	-
Evans, Cole	6	-
Stone, Tyler	6	2
Silva, Riley	5	4
Stokes, Rhett	4	2
Bradford, Clay	4	-
Carey, Dylan	4	-
Anglim, Garrett	4	-
Sanderson, Case	3	1
Walsh, Will	3	-
Jesske, Will	2	-
Swansen, Gabe	2	-
Hufft, Dylan	2	-

REACHED BASE STREAKS

Player	Season Long	Current
Brumbaugh, Cayden	20	-
Silva, Riley	13	4
Caron, Josh	13	13
Stone, Tyler	11	2
Overbeek, Joshua	9	3
Sanderson, Case	7	1
Evans, Cole	7	1
Bradford, Clay	6	1
Carey, Dylan	6	-
Hufft, Dylan	6	-
Anglim, Garrett	5	5
Stokes, Rhett	4	2
Walsh, Will	4	-
Swansen, Gabe	3	-
Columbus, Ben	3	1
Jesske, Will	2	-
Buettenback, Max	2	2

PLAYER	TOTAL	VS.		HOME	R/N	RUNNERS ON				OUTS			TIED GAME	GO-AHEAD
		LHP	RHP			0	1	2	3	0	1	2		
Anglim	2	0	2	1	1	1	0	1	0	1	1	0	0	0
Bradford	2	0	2	1	1	1	0	1	0	1	0	1	0	0
Buettenback	1	0	1	0	1	1	0	0	0	0	0	1	0	0
Carey	2	1	1	2	0	0	2	0	0	0	0	1	1	0
Caron	6	2	4	2	4	0	2	3	1	0	3	3	0	3
C. Evans	2	1	1	1	1	2	0	0	0	0	1	1	0	1
Overbeek	1	1	0	1	0	1	0	0	0	1	0	0	0	1
Sanderson	1	0	1	1	0	0	1	0	0	0	0	1	0	0
Stone	4	2	2	1	3	1	3	0	0	1	3	0	0	1
Swansen	1	0	1	1	0	0	0	1	0	1	0	0	0	0
Walsh	4	3	1	3	1	1	1	1	1	1	2	1	1	1

Pinch-Hit	Last: Max Buettenback at Wichita State (March 13, 2024)	Season Total: 2
Grand Slam	Last: Josh Caron at Northwestern (March 30, 2024)	Season Total: 2
Multi-Homer Game	Last: Josh Caron (2) at Grand Canyon (February 23, 2024)	Season Total: 1
Back-To-Back	Last: Clay Bradford/Max Buettenback at Wichita State (March 13, 2024)	Season Total: 1
Led off the Game	Last: Brice Matthews at Creighton (May 9, 2023)	Season Total: 0
Inside-The-Park	Last: Max Buettenback at Wichita State (March 13, 2024)	Season Total: 1
Walk-Off	Last: Steven Reveles vs. Loyola Marymount (March 11, 2016)	Season Total: 0

HR BY POSITION

C	1B	2B	3B	SS	LF	CF	RF	DH	P
6	8	0	1	2	4	1	4	0	0

HR BY INNING

1	2	3	4	5	6	7	8	9	10+
4	2	4	4	3	1	2	3	3	0

HR BY BATTING ORDER

1	2	3	4	5	6	7	8	9
1	0	2	6	4	8	3	2	0

CAREER HOME RUN BREAKDOWN

PLAYER	1R	2R	3R	GS	TOTAL
Swansen	6	8	6	-	20
Caron	4	4	4	1	13
Anglim	8	2	1	-	11
C. Evans	4	1	1	-	6
Walsh	1	3	1	1	6
Carey	3	2	1	-	6
Stone*	2	3	-	-	5
Bradford	1	-	1	-	2
Overbeek^	2	-	-	-	2
Buettenback	1	-	-	-	1
Sanderson	-	1	-	-	1

* - Includes solo home run with Gonzaga in 2021.

^ - Includes solo home run with Pitt in 2022.

HOME RUN TRACKER

#	PLAYER	OPPONENT (DATE)
1	Anglim (1)	vs. Baylor (2/16)
2	Stone (1)	at Grand Canyon (2/22)
3	Caron (1)	at Grand Canyon (2/23)
4	Caron (2)	at Grand Canyon (2/23)
5	Caron (3)	at Grand Canyon (2/24)
6	Stone (2)	at Charleston (3/3)
7	Caron (4)	South Alabama (3/9)
8	Stone (3)	South Alabama (3/9)
9	C. Evans (1)	South Alabama (3/9)
10	Bradford (1)	South Alabama (3/9)
11	Carey (1)	South Alabama (3/10)
12	Stone (4)	at Wichita State (3/12)
13	Bradford (2)	at Wichita State (3/13)
14	Buettenback (1)	at Wichita State (3/13)
15	Caron (5)	Nicholls (3/15)
16	Walsh (1)	Nicholls (3/16)
17	Swansen (1)	Nicholls (3/16)
18	Walsh (2)	Nicholls (3/17)
19	Walsh (3)	Omaha (3/19)
20	Overbeek (1)	New Mexico State (3/22)
21	Anglim (2)	New Mexico State (3/22)
22	Walsh (4)	at Northwestern (3/29)
23	C. Evans (2)	at Northwestern (3/30)
24	Caron (6)	at Northwestern (3/30)
25	Carey (2)	Ohio State (4/6)
26	Sanderson (1)	Ohio State (4/7)

WHERE NEBRASKA RANKS

Through April 7

Category	Value	B1G	NCAA
Walks	132	10th	184th
Batting Average	.289	6th	84th
Double Plays	18	10th	159th
Double Plays/Game	0.62	11th	151st
Doubles	55	7th	121st
Doubles/Game	1.90	8th	109th
Earned Run Average	3.88	1st	16th
Fielding Pct.	.970	8th	128th
Hit Batters	28	12th	255th
Hit By Pitch	47	6th	87th
Hits	286	8th	126th
Home Runs	26	10th	179th
Home Runs/Game	0.90	10th	185th
On-Base Pct.	.395	7th	97th
Runs	203	9th	150th
Sac Bunts	22	1st	22nd
Scoring	7.0	7th	122nd
Slugging Pct.	.432	8th	152nd
Stolen Bases	47	3rd	67th
Triples	4	9th	201st
Triples/Game	0.14	9th	210th
WHIP	1.17	1st	6th

ACTIVE CAREER LEADERS

Games Played.....	Garrett Anglim - 107
Games Started.....	Josh Caron - 97
At-Bats.....	Josh Caron - 366
Runs.....	Garrett Anglim - 67
Hits.....	Garrett Anglim - 100
Doubles.....	Josh Caron - 21
Triples.....	Garrett Anglim - 5
Home Runs.....	Gabe Swansen - 20
Runs Batted In.....	Josh Caron - 71
Walks.....	Josh Caron - 42
Times Hit By Pitch.....	Garrett Anglim - 24
Stolen Bases.....	Riley Silva - 19
Pitching Appearances.....	Kyle Perry - 57
Wins.....	Will Walsh - 8
Games Started.....	Kyle Perry - 18
Complete Games.....	Brett Sears - 2
Shutouts.....	Brett Sears - 2
Saves.....	Kyle Froehlich - 7
Innings Pitched.....	Bobby Olsen - 115.0
Strikeouts.....	Kyle Perry - 113

GAMES STARTED (POSITION PLAYERS)

Player	'20	'21	'22	'23	'24	Total
Caron	-	-	22	48	27	97
Anglim	-	-	45	28	19	92
Carey	-	-	-	53	28	81
Swansen	-	-	9	49	11	69
C. Evans	1	-	-	40	24	65
Columbus	-	-	-	34	6	40
Stone	-	-	11	-	22	33
Silva	-	-	-	-	28	28
Overbeek	-	-	6	-	18	24
Stokes	-	-	-	-	24	24
Brumbaugh	-	-	2	-	20	22
Walsh	-	-	-	9	7	16
Sanderson	-	-	-	-	12	12
Bradford	-	-	-	-	6	6
Hufft	-	-	-	-	4	4
Jesske	-	-	-	-	3	3
Buettenback	-	-	-	-	1	1

GAME-WINNING PLAYS

Date	Opponent	Play	Inn.	Final
2/16	vs. Baylor	Carey RBI Double	8th	4-1
2/22	at Grand Canyon	Stone 2-Run HR	4th	7-2
2/23	at Grand Canyon	Caron 2-Run HR	1st	11-1
2/25	at Grand Canyon	Stone on Passed Ball	8th	10-8
2/29	at Charleston	C. Evans RBI Fielder's Choice	10th	6-5
3/2	at Charleston	Stone Sacrifice Fly	9th	5-4
3/3	at Charleston	Silva Single & Error	9th	5-3
3/9	South Alabama	Caron 2-Run HR	3rd	13-2
3/10	South Alabama	C. Evans 2-RBI Double	6th	12-7
3/12	at Wichita State	Columbus Walk	4th	8-6
3/15	Nicholls	Caron 2-RBI Single	7th	7-6
3/16	Nicholls	Anglim Hit by Pitch	1st	16-0
3/17	Nicholls	Stokes RBI Double	6th	11-4
3/19	Omaha	Walsh Solo HR	5th	11-5
3/20	North Dakota State	Anglim RBI Single	3rd	3-1
3/22	New Mexico State	Brumbaugh 2-RBI Single	3rd	14-2
3/23	New Mexico State	Sanderson RBI Single	7th	2-1
3/29	at Northwestern	C. Evans Sacrifice Fly	7th	5-2
3/30	at Northwestern	Caron Grand Slam	2nd	9-5
3/31	at Northwestern	C. Evans Sacrifice Fly	10th	8-7
4/5	Ohio State	Caron Ground into Double Play	1st	3-0
4/6	Ohio State	Silva RBI Double	5th	7-3

BIG INNINGS (FOUR OR MORE RUNS)

Date	Opponent	Inn.	Batters	R	H	E	Result
2/25	at Grand Canyon	3rd	10	6	4	2	W, 10-8
2/29	at Charleston	9th	9	4	2	1	W, 6-5 (10)
3/10	South Alabama	5th	8	4	4	0	W, 12-7
3/10	South Alabama	6th	10	6	6	0	W, 12-7
3/12	at Wichita State	3rd	8	4	5	0	W, 8-6
3/16	Nicholls	1st	8	5	1	0	W, 16-0
3/16	Nicholls	3rd	10	5	5	1	W, 16-0
3/16	Nicholls	5th	8	4	2	1	W, 16-0
3/17	Nicholls	4th	7	4	4	2	W, 11-4
3/17	Nicholls	6th	10	5	5	0	W, 11-4
3/22	New Mexico State	3rd	9	5	5	0	W, 14-2
3/22	New Mexico State	8th	8	5	3	0	W, 14-2
3/30	at Northwestern	2nd	10	7	5	0	W, 9-5
3/31	at Northwestern	4th	10	5	1	2	W, 8-7 (10)
4/6	Ohio State	5th	11	6	7	1	W, 7-3

RUNS BY INNING

	1	2	3	4	5	6	7	8	9	EX	TOTAL
Nebraska	20	16	33	30	24	23	17	20	18	2	203
Opponents	25	12	19	6	13	8	16	13	17	0	129

RECORD WHEN TEAM SCORES

Runs	0	1	2	3	4	5	6	7	8	9	10+
W-L	0-0	0-0	1-0	2-5	1-0	3-1	1-1	3-0	2-0	1-0	8-0

RECORD WHEN OPPONENT SCORES

Runs	0	1	2	3	4	5	6	7	8	9	10+
W-L	2-0	4-0	4-0	2-0	2-0	3-1	2-1	2-2	1-0	0-2	0-1

RECORD WHEN LEADING AFTER

Inn.	1	2	3	4	5	6	7	8
W-L	6-2	10-2	10-1	14-1	14-1	16-1	17-1	18-1

RECORD WHEN TRAILING AFTER

Inn.	1	2	3	4	5	6	7	8
W-L	6-3	6-5	7-6	5-6	3-5	2-5	2-5	3-5

RECORD WHEN TIED AFTER

Inn.	1	2	3	4	5	6	7	8
W-L	10-2	6-0	5-0	3-0	5-1	4-1	3-1	1-1

STARTERS

Pitcher	Starts	QS	IP/Start	#P/Start	Run Support	Support/Start	Team Record
Christo	7	2	4.2	74	22	3.1	5-2
Clark	2	0	3.1	61	10	5.0	1-1
Harrahill	1	0	1.0	36	0	0.0	0-1
Horn	2	0	2.1	49	2	1.0	2-0
McConnaughey	3	1	5.2	82	19	6.3	3-0
Sears	8	7	6.2	96	58	7.3	7-0
Walsh	6	2	4.1	68	17	2.8	3-3

STAFF BY SERIES

Opponent	W-L/S	ERA	IP	H	ER	BB	SO
Baylor	1-0/1	1.00	9.0	7	1	0	9
Texas Tech	0-1/0	6.00	9.0	11	6	3	9
Oklahoma	0-1/0	7.27	8.2	11	7	6	10
Grand Canyon	3-1/2	3.60	35.0	35	14	8	22
Charleston	3-0/3	2.89	28.0	20	9	10	24
South Alabama	2-1/0	5.33	27.0	25	16	6	31
Wichita State	1-1/1	7.41	17.0	21	14	4	16
Nicholls	3-0/2	3.00	27.0	18	9	18	19
Omaha	1-0/0	4.00	9.0	6	4	4	12
North Dakota State	1-0/0	1.00	9.0	6	1	0	13
New Mexico State	2-0/1	1.00	18.0	10	2	8	19
Northwestern	3-0/1	4.18	28.0	23	13	6	22
Creighton	0-1/0	4.50	8.0	11	4	4	7
Ohio State	2-1/1	4.00	27.0	17	12	7	30

STARTER/BULLPEN SPLITS

	W/L/S	ERA	IP	H	R	ER	K/B
Starter	11/4	3.49	144.1	116	65	56	135/34
Bullpen	11/3/13	4.37	115.1	105	64	56	108/50
TOTAL	22/7/13	3.88	259.2	221	129	112	243/84

STARTER/BULLPEN SPLITS - BIG TEN

	W/L/S	ERA	IP	H	R	ER	K/B
Starter	3/1/0	3.60	35.0	23	14	14	32/8
Bullpen	2/0/2	4.95	20.0	17	12	11	20/5
TOTAL	5/1/2	4.09	55.0	40	26	25	52/13

STARTERS BY LOCATION

	W/L	ERA	IP	H	R	ER	K/B
Home	7/2	2.73	69.1	44	26	21	75/17
Away	4/2	4.40	61.1	59	34	30	46/14
Neutral	0/0	3.29	13.2	13	5	5	14/3
TOTAL	11/4	3.49	144.1	116	65	56	135/34

RELIEVERS BY LOCATION

	W/L/S	ERA	IP	H	R	ER	K/B
Home	4/0/5	4.34	47.2	38	25	23	49/26
Away	6/1/7	3.95	54.2	51	30	24	45/18
Neutral	1/2/1	6.23	13.0	16	9	9	14/6
TOTAL	11/3/13	4.37	115.1	105	64	56	108/50

MISCELLANEOUS STATS

Pitcher	K/9	WHIP	SV/OPP	FO/GO
Borst	11.7	1.43	0/0	7/6
Brockett	4.2	2.31	0/0	4/6
Christo	6.9	1.33	0/0	45/29
Clark	8.0	2.56	0/0	8/10
Cleavinger	5.4	3.00	0/0	3/1
Daiss	5.4	1.32	4/5	7/11
Frahm	9.0	4.0	0/0	2/0
Froehlich	7.9	1.00	0/0	8/8
Harrahill	18.0	5.00	0/0	1/0
Horn	6.2	1.62	1/1	13/16
Lewis	27.0	6.0	0/0	0/0
McConnaughey	11.4	1.16	0/0	22/22
Olsen	10.8	2.40	0/0	1/3
Perry	9.0	0.92	3/3	8/15
Sanders	6.5	0.84	2/2	7/11
Sears	9.3	0.65	0/0	61/42
Timmerman	8.8	2.02	1/1	10/15
Walsh	7.8	1.43	0/0	33/35
Worthley	7.4	0.95	2/2	19/12

STARTERS BY MONTH

	W/L	ERA	IP	H	R	ER	K/B
February	2/0	3.20	39.1	38	17	14	31/7
March	7/2	3.59	85.1	64	40	34	82/23
April	2/2	3.66	19.2	14	8	8	22/4
May							
TOTAL	11/4	3.49	144.1	116	65	56	135/34

RELIEVERS BY MONTH

	W/L/S	ERA	IP	H	R	ER	K/B
February	3/3/4	4.73	32.1	33	20	17	24/14
March	8/0/8	4.12	67.2	58	35	31	69/29
April	0/0/0	4.70	15.1	14	9	8	15/7
May							
TOTAL	11/3/13	4.37	115.1	105	64	56	108/50

#8 EVAN BORST

Date	Opponent	S/R	W/L/S	IP	H	HR	R-ER	BB-K
2/18/24	vs. Oklahoma	R	-	1.1	0	0	0-0	0-1
2/24/24	at Grand Canyon	R	-	1.1	1	0	1-1	1-1
2/29/24	at Charleston	R	W	1.0	1	0	0-0	1-1
3/12/24	at Wichita State	R	-	1.2	1	0	2-2	0-4
3/15/24	Nicholls	R	W	0.2	0	0	1-1	2-1
3/19/24	Omaha	R	-	1.0	0	0	1-0	1-1
3/23/24	New Mexico State	R	-	0.2	0	0	0-0	1-1
3/29/24	at Northwestern	R	-	0.0	0	0	0-0	1-0

#17 HAYDEN LEWIS

Date	Opponent	S/R	W/L/S	IP	H	HR	R-ER	BB-K
3/8/24	South Alabama	R	-	0.1	1	0	0-0	1-1

#19 KYLE PERRY

Date	Opponent	S/R	W/L/S	IP	H	HR	R-ER	BB-K
2/16/19	at UC Riverside (DH 2)	R	-	0.1	0	0	0-0	1-1
2/22/19	vs. Oregon St. (DH 2)	S	-	1.1	3	1	3-3	3-2
3/20/19	Air Force	S	W	4.0	6	0	1-1	1-9
3/26/19	at Creighton	S	-	3.2	3	0	1-1	1-4
4/2/19	at Kansas State	S	W	7.0	3	0	0-0	1-3
4/9/19	Creighton	S	L	2.1	4	1	5-5	1-4
4/17/19	at Omaha	S	-	0.2	1	0	3-3	4-1
4/23/19	at Creighton	R	-	0.0	0	0	0-0	1-0
4/26/19	Illinois	R	-	2.2	6	0	2-2	1-1
5/25/19	vs. Michigan (2)	S	-	3.1	2	0	1-1	3-2
6/2/19	vs. UConn	R	-	1.0	1	0	0-0	1-2

2/16/20	at Baylor	R	-	2.1	0	0	0-0	0-1
2/23/20	vs. Arizona	R	-	2.1	0	0	0-0	0-1
2/29/20	at Arizona State	R	-	4.0	5	0	5-5	2-2
3/6/20	Columbia	S	W	5.0	2	1	1-1	0-7
5/10/21	at Rutgers	S	-	1.0	3	0	2-2	0-1
5/23/21	vs. Ohio State	S	W	2.0	1	0	0-0	0-3
5/29/21	Michigan (DH2)	S	W	3.0	0	0	0-0	1-4
6/6/21	at Arkansas	S	-	4.1	3	0	3-2	3-7

2/18/22	at Sam Houston	S	-	1.1	2	0	5-5	5-2
2/25/22	vs. TCU	S	L	4.1	4	1	3-3	3-8
3/4/22	at UT Arlington	S	-	5.0	5	0	0-0	0-4
3/13/22	at Omaha	R	L	3.1	3	0	1-1	1-3
3/18/22	Texas A&M-CC	S	-	0.2	2	1	2-2	1-0

2/19/23	at San Diego	R	-	1.2	1	0	2-2	1-1
2/24/23	at South Alabama	R	S	1.0	0	0	0-0	0-0
3/5/23	vs. Ole Miss	R	-	2.0	1	0	2-1	1-2
3/14/23	Omaha	R	-	1.0	2	1	2-2	0-1
3/19/23	vs. Nicholls	R	-	2.2	3	1	1-1	0-1
3/25/23	Illinois	R	-	1.0	2	0	1-1	0-1
4/8/23	at Michigan	R	-	1.0	0	0	0-0	0-2
4/14/23	Northwestern	R	-	2.1	1	0	0-0	0-4
4/18/23	Creighton	S	-	3.0	2	1	2-2	2-2
4/23/23	at Iowa	R	-	3.0	4	1	3-3	0-1
4/26/23	South Dakota State	R	-	1.0	1	0	1-1	1-0
4/29/23	Minnesota	R	-	1.0	0	0	0-0	0-3
5/3/23	North Dakota State	S	L	1.0	5	1	5-3	1-0
5/9/23	at Creighton	R	W	4.1	2	0	1-1	3-4
5/14/23	Penn State	R	S	1.2	0	0	0-0	0-1
5/18/23	at Purdue	R	-	0.2	1	0	0-0	0-1
5/20/23	at Purdue	R	S	1.0	2	0	1-0	0-2
5/24/23	vs. Rutgers	R	-	0.1	2	0	1-1	1-0
5/27/23	vs. Maryland	R	-	1.2	2	1	1-1	1-3

2/16/24	vs. Baylor	R	-	1.0	1	0	0-0	0-1
2/18/24	vs. Oklahoma	R	-	0.2	3	1	2-2	0-2
2/24/24	at Grand Canyon	R	-	0.2	0	0	0-0	0-0
2/25/24	at Grand Canyon	R	S	0.2	1	0	0-0	0-0
2/29/24	at Charleston	R	-	0.2	0	0	0-0	0-0
3/3/24	at Charleston	R	S	0.2	0	0	0-0	0-2
3/10/24	South Alabama	R	-	0.2	1	1	1-1	0-1
3/15/24	Nicholls	R	-	0.1	1	0	0-0	0-0

3/19/24	Omaha	R	-	0.1	0	0	0-0	0-0
3/23/24	New Mexico State	R	S	0.1	0	0	0-0	0-1
3/29/24	at Northwestern	R	-	1.1	1	0	0-0	0-0
3/31/24	at Northwestern	R	W	2.1	0	0	0-0	0-3
4/2/24	at Creighton	R	-	0.1	0	0	0-0	0-0
4/7/24	Ohio State	R	-	2.0	2	0	1-1	0-2

#20 TY HORN

Date	Opponent	S/R	W/L/S	IP	H	HR	R-ER	BB-K
2/17/24	vs. Texas Tech	R	-	1.2	1	0	0-0	0-2
2/23/24	at Grand Canyon	R	S	3.0	2	0	1-0	1-2
3/2/24	at Charleston	R	W	2.0	3	0	2-1	2-1
3/10/24	South Alabama	S	-	3.0	3	1	6-2	1-4
3/17/24	Nicholls	S	-	2.0	2	0	3-3	3-0
4/2/24	at Creighton	R	-	1.1	3	0	1-1	0-0

#24 CALEB CLARK

Date	Opponent	S/R	W/L/S	IP	H	HR	R-ER	BB-K
2/19/23	at San Diego	S	-	4.1	3	1	5-5	2-1
2/26/23	at South Alabama	S	-	3.0	7	1	3-3	2-1
3/4/23	vs. Hawaii	S	L	0.2	5	0	8-8	1-1
3/8/23	Northern Colorado	R	W	2.1	1	0	0-0	0-4
3/14/23	Omaha	R	-	0.0	2	0	4-4	2-0
4/4/23	at Kansas State	S	-	2.0	3	0	1-1	2-2
4/11/23	Omaha	S	-	2.0	5	1	4-3	1-1
4/16/23	Northwestern	R	-	1.0	2	1	1-1	1-0
5/7/23	at Maryland	R	-	1.2	2	0	0-0	0-4

2/18/24	vs. Oklahoma	S	-	2.2	3	0	1-1	3-3
2/25/24	at Grand Canyon	S	-	4.0	6	0	4-4	1-2
3/3/24	at Charleston	R	-	0.2	0	0	0-0	0-1
3/8/24	vs. South Alabama	R	-	1.0	1	0	0-0	1-2
3/13/24	at Wichita State	R	-	0.2	3	1	5-5	2-0
4/2/24	at Creighton	R	-	0.0	0	0	2-1	0-0

#25 DREW CHRISTO

Date	Opponent	S/R	W/L/S	IP	H	HR	R-ER	BB-K
2/19/22	at Sam Houston	R	-	0.0	1	1	2-2	0-0
3/16/22	New Mexico State	S	-	0.2	1	0	0-0	3-0
3/20/22	Texas A&M-CC	R	-	1.0	2	1	2-0	0-2
4/6/22	at Omaha	S	L	2.0	4	0	3-3	1-1
4/10/22	Rutgers	R	-	1.2	2	1	5-0	1-2

2/20/23	at San Diego	R	-	1.0	0	0	3-1	2-1
3/4/23	vs. Hawaii	R	-	1.0	1	0	0-0	0-2
3/8/23	Northern Colorado	R	-	1.2	3	0	2-2	2-1
3/14/23	Omaha	R	-	1.0	0	0	0-0	0-1
4/11/23	Omaha	R	-	1.0	0	0	0-0	0-0
4/15/23	Northwestern	R	-	1.0	0	0	0-0	1-1
4/21/23	at Iowa	R	-	1.1	0	0	0-0	1-1
4/25/23	at Omaha	R	W	4.0	4	0	1-1	0-8
5/3/23	North Dakota State	R	-	2.0	1	0	1-0	1-3
5/7/23	at Maryland	R	L	0.2	1	1	2-2	1-0
5/19/23	at Purdue	R	-	2.0	1	0	0-0	0-0

2/18/24	vs. Oklahoma	R	-	2.0	2	0	2-2	2-2
2/22/24	at Grand Canyon	S	W	6.0	7	0	1-1	1-4
2/29/24	at Charleston	S	-	6.2	4	0	3-2	1-2
3/8/24	South Alabama	S	L	4.1	7	3	7-7	0-4
3/15/24	Nicholls	S	-	5.0	4	0	2-1	0-4
3/23/24	New Mexico State	S	-	4.1	3	0	0-0	3-4
3/30/24	at Northwestern	S	-	4.2	2	0	2-2	3-3
4/7/24	Ohio State	S	L	2.1	2	1	4-4	0-4

#26 KYLE FROEHLICH

Date	Opponent	S/R	W/L/S	IP	H	HR	R-ER	BB-K
2/18/23	at UAB	R	-	1.2	0	0	0-0	0-2
2/21/23	LSU-Alexandria	R	W	2.0	2	0	0-0	0-2
2/25/23	vs. New Mexico State	R	S	0.2	0	0	0-0	0-2
3/4/23	UT Arlington	R	W	2.2	4	1	2-2	0-3
3/8/23	at UL-Monroe	R	S	2.0	2	0	0-0	0-2
3/12/23	Alabama A&M	R	S	0.2	0	0	0-0	0-2
3/14/23	UL-Monroe	R	-	1.0	0	0	0-0	0-0
3/19/23	Little Rock	R	-	2.0	1	0	0-0	0-2

3/26/23	at Oregon	R	-	2.0	0	0	1-0	1-2
3/31/23	at New Orleans	R	S	1.0	0	0	0-0	0-1
4/4/23	Louisiana Tech	R	-	2.0	2	0	3-3	2-4
4/8/23	Lamar	R	W	3.2	4	0	2-2	2-0
4/14/23	at Houston Christian	R	L	1.0	2	0	1-1	0-2
4/23/23	Incarnate Word	R	-	1.0	0	0	0-0	1-0
4/28/23	Nicholls	R	S	1.0	1	0	0-0	0-1
4/29/23	Nicholls	R	S	1.0	0	0	0-0	0-2
5/2/23	at Louisiana Tech	R	W	2.0	2	1	1-1	0-3
5/7/23	at Texas A&M-CC	R	-	1.0	2	0	1-0	0-0
5/12/23	McNeese	R	S	1.0	1	0	0-0	0-1
5/14/23	McNeese	R	-	2.0	2	0	0-0	0-1
5/18/23	at Southeastern La.	R	L	0.2	2	0	1-0	0-0
5/20/23	at Southeastern La.	R	L	1.1	4	0	2-2	0-0
5/26/23	vs. New Orleans	R	-	3.1	4	0	0-0	1-3
2/18/24	vs. Oklahoma	R	-	1.0	0	0	0-0	0-1
3/9/24	South Alabama	R	-	1.0	1	0	0-0	0-1
3/13/24	at Wichita State	R	-	1.0	0	0	0-0	0-0
3/17/24	Nicholls	R	-	2.0	1	0	0-0	1-1
3/20/24	North Dakota State	R	-	1.2	2	0	1-1	0-2
3/23/24	New Mexico State	R	-	1.0	1	0	0-0	0-1
3/31/24	at Northwestern	R	-	0.1	2	1	2-2	0-1

#28 BOBBY OLSEN

Date	Opponent	S/R	W/L/S	IP	H	HR	R-ER	BB-K
2/22/20	at Wofford	S	L	2.1	3	0	6-6	4-0
2/29/20	at Wake Forest	R	-	1.0	1	0	0-0	0-1
3/7/20	at Kennesaw State	R	-	3.0	3	0	3-2	3-2

2/25/22	at Memphis	R	-	4.0	2	0	2-2	2-3
3/4/22	at USF	R	-	1.1	1	0	0-0	0-2
3/6/22	at USF	R	-	4.1	3	0	1-1	1-2
3/11/22	at Gardner-Webb	S	-	6.1	7	0	5-3	2-8
3/20/22	Holy Cross	S	-	6.0	4	0	1-1	3-7
3/26/22	at Dartmouth	S	L	7.0	8	1	5-3	0-5
4/2/22	at Harvard	S	L	0.2	11	0	11-11	1-1
4/5/22	Holy Cross	S	-	3.0	0	0	0-0	1-1
4/9/22	Columbia	S	-	6.0	6	0	3-3	2-3
4/16/22	at Yale	S	-	6.2	6	1	2-2	1-2
4/23/22	at Penn	S	L	4.0	7	1	5-5	2-2
4/30/22	Princeton	S	-	5.0	6	1	5-4	2-6
5/7/22	Cornell	S	L	4.1	7	1	3-3	2-6

2/25/23	Georgia State	S	L	3.2	4	1	4-4	6-2
3/5/23	at New Orleans	R	-	3.0	3	1	2-1	1-2
3/11/23	vs. Penn State	S	W	5.0	3	0	1-1	2-4
3/18/23	Bryant	S	W	6.0	5	0	2-2	4-6
3/26/23	at Columbia	S	L	4.0	8	1	6-4	1-6
4/2/23	Yale	S	L	1.1	2	0	5-5	4-2
4/8/23	at Cornell	R	W	4.1	5	0	1-1	2-7
4/15/23	Penn	R	-	6.2	5	2	2-2	1-11
4/22/23	Harvard	R	-	2.0	2	0	1-1	1-3
4/29/23	Dartmouth	S	L	6.2	3	0	2-2	2-6
5/6/23	at Princeton	R	S	2.0	1	0	0-0	1-3
5/7/23	at Princeton	R	-	2.0	0	0	0-0	0-4

2/17/14	vs. Texas Tech	R	-	0.1	0	0	0-0	0-1
2/25/24	at Grand Canyon	R	-	0.2	0	0	0-0	0-1
2/29/24	at Charleston	R	-	0.0	2	0	1-1	1-0
3/13/24	at Wichita State	R	-	1.1	2	0	0-0	0-2
3/17/24	Nicholls	R	-	1.0	1	0	1-1	1-0

#30 WILL WALSH

Date	Opponent	S/R	W/L/S	IP	H	HR	R-ER	BB-K
4/10/22	Rutgers	R	-	0.2	3	0	1-1	0-1

2/20/23	at San Diego	R	-	0.1	1	1	1-0	0-0
3/8/23	Northern Colorado	R	-	1.0	1	1	1-1	0-2
3/21/23	at Creighton	R	L	6.0	2	0	3-3	0-4
3/28/23	North Dakota State	S	W	7.0	2	0	1-1	2-11
4/4/23	at Kansas State	R	-	1.1	2	0	0-0	0-0
4/9/23	at Michigan	S	-	3.0	7	1	3-3	1-2
4/16/23	Northwestern	S	W	5.0	2	0	0-0	1-5

4/18/23	Creighton	R	-	1.1	0	0	0-0	0-3
4/23/23	at Iowa	S	L	1.1	3	0	3-3	3-0
4/30/23	Minnesota	S	W	6.0	7	1	3-3	1-5
5/7/23	at Maryland	S	-	2.1	4	0	3-3	0-1
5/14/23	Penn State	S	-	4.0	5	1	3-2	0-2
5/19/23	at Purdue	R	-	1.2	5	1	5-5	0-1
5/24/23	vs. Rutgers	R	W	1.2	1	0	0-0	0-1
5/27/23	vs. Michigan State	S	W	9.0	4	0	0-0	0-7

2/17/24	vs. Texas Tech	S	-	5.2	7	0	3-3	0-4
2/24/24	at Grand Canyon	S	-	3.0	6	2	4-2	0-2
3/3/24	at Charleston	S	-	3.1	5	1	3-3	1-2
3/12/24	at Wichita State	S	W	6.0	6	1	3-3	1-2
3/20/24	North Dakota State	S	W	6.0	4	0	0-0	0-9
3/30/24	at Northwestern	R	W	3.1	5	0	3-2	0-2
4/2/24	at Creighton	S	L	2.0	4	1	2-2	1-3
4/7/24	Ohio State	R	-	4.1	3	0	1-1	2-5

#32 TUCKER TIMMERMAN

Date	Opponent	S/R	W/L/S	IP	H	HR	R-ER	BB-K
2/16/24	vs. Baylor	R	W	1.2	2	0	0-0	0-0
2/18/24	vs. Oklahoma	R	-	0.1	0	0	0-0	0-1
2/22/24	at Grand Canyon	R	-	1.1	0	0	0-0	1-1
2/25/24	at Grand Canyon	R	-	0.0	2	1	4-4	1-0
2/29/24	at Charleston	R	S	0.1	0	0	0-0	0-0
3/3/24	at Charleston	R	W	1.2	1	0	0-0	0-3
3/10/24	South Alabama	R	-	2.1	2	0	0-0	1-4
3/15/24	Nicholls	R	-	1.1	2	0	3-3	3-1
3/19/24	Omaha	R	-	1.2	4	0	4-4	1-2
3/22/24	New Mexico State	R	-	0.2	1	0	0-0	0-0
4/2/24	at Creighton	R	-	2.2	3	0	0-0	1-2
4/7/24	Ohio State	R	-	0.1	1	1	2-2	1-0

#33 JACKSON BROCKETT

Date	Opponent	S/R	W/L/S	IP	H	HR	R-ER	BB-K
2/20/22	at Sam Houston	R	-	1.0	0	0	0-0	1-1
2/26/22	vs. TCU	R	-	0.1	0	0	2-2	2-0
3/16/22	New Mexico State	R	-	1.1	3	0	2-2	1-3
3/20/22	Texas A&M-CC	R	-	1.0	2	0	2-2	0-2
3/28/22	at Creighton	R	-	1.2	1	0	1-0	2-3
4/6/22	at Omaha	R	-	2.1	1	0	1-1	1-2
4/10/22	Rutgers	R	-	4.1	4	1	1-1	0-4
4/16/22	BYU	S	-	5.1	4	1	2-2	1-2
4/26/22	K-State	S	-	3.1	2	0	4-4	3-3
5/8/22	at Minnesota	S	-	5.1	4	0	1-1	1-7
5/15/22	at Illinois	S	-	2.0	1	0	0-0	2-0
5/19/22	Michigan State	S	L	3.0	4	1	3-3	1-2

2/20/23	at San Diego	S	-	2.0	1	0	1-1	1-2
2/25/23	at South Alabama	R	-	2.2	1	0	0-0	0-1
3/7/23	Northern Colorado	S	W	4.0	2	0	0-0	0-5
3/17/23	vs. Nicholls	R	-	2.0	0	0	0-0	0-1
3/21/23	at Creighton	S	-	1.0	3	0	3-3	3-2
3/26/23	Illinois	R	-	3.2	3	0	2-2	1-4
4/1/23	at Abilene Christian	R	-	1.2	1	0	0-0	1-2
4/8/23	at Michigan	R	-	5.0	3	0	2-2	2-4
4/15/23	Northwestern	S	W	6.0	3	0	0-0	3-4
4/22/23	at Iowa	R	-	1.2	1	0	0-0	4-2
4/26/23	South Dakota State	S	L	2.0	4	1	4-4	1-2
5/3/23	North Dakota State	R	-	1.0	1	0	0-0	0-1
5/7/23	at Maryland	R	-	1.1	3	0	5-5	3-1
5/12/23	Penn State	R	-	2.0	1	0	1-1	0-1
5/20/23	at Purdue	S	-	2.2	4	0	3-0	3-2
5/27/23	vs. Maryland	S	L	2.0	5	0	3-3	2-1

2/17/24	vs. Texas Tech	R	-	0.1	0	0	0-0	0-0
2/22/24	at Grand Canyon	R	-	1.2	1	0	1-1	1-0
2/29/24	at Charleston	R	-	0.1	1	0	1-0	0-0
3/12/24	at Wichita State	R	-	0.0	3	0	1-1	0-0
3/17/24	Nicholls	R	W	2.0	2	0	0-0	1-2

#34 BRETT SEARS

Date	Opponent	S/R	W/L/S	IP	H	HR	R-ER	BB-K
2/23/20	at Butler	R	-	1.1	1	0	2-2	3-2
2/29/20	at Memphis	S	-	4.2	4	0	2-2	1-3
3/7/20	at Missouri	S	L	1.1	8	1	6-6	2-1
2/26/21	at Louisville	S	W	5.0	2	0	3-3	5-4
3/5/21	at Evansville	S	L	5.0	8	0	4-4	2-5
3/12/21	at Saint Louis	S	-	7.0	7	0	3-2	1-3
3/19/21	North Dakota State	S	L	6.0	12	0	8-5	1-0
3/26/21	South Dakota State	S	W	7.0	3	0	0-0	3-3
4/2/21	Oral Roberts	S	L	5.2	12	1	10-10	2-3
5/7/21	at Oral Roberts	S	-	2.0	2	0	2-2	3-2
5/20/21	Omaha	S	L	5.0	6	1	2-2	5-5

2/19/23	at San Diego	R	-	0.0	2	0	2-2	1-0
3/4/23	vs. Hawaii	R	-	1.1	5	2	3-3	0-1
3/7/23	Northern Colorado	R	-	1.0	2	0	0-0	0-2
3/19/23	vs. Nicholls	R	-	1.0	1	0	0-0	1-2
3/21/23	at Creighton	R	-	0.1	0	0	0-0	0-0
4/16/23	Northwestern	R	-	1.0	1	0	0-0	1-2
4/22/23	at Iowa	R	-	2.2	2	0	0-0	1-2
4/26/23	South Dakota State	R	-	4.0	4	0	2-2	0-7
5/3/23	North Dakota State	R	-	3.0	0	0	0-0	0-4
5/7/23	at Maryland	R	-	0.2	4	1	3-3	0-1
5/20/23	at Purdue	R	-	2.0	2	0	0-0	0-2

2/16/24	vs. Baylor	S	-	5.1	3	0	1-1	0-7
2/23/24	at Grand Canyon	S	W	6.0	2	0	0-0	1-7
3/2/24	at Charleston	S	-	6.0	2	1	2-2	1-7
3/9/24	South Alabama	S	W	8.0	4	1	2-2	0-7
3/16/24	Nicholls	S	W	6.0	3	0	0-0	5-6
3/22/24	New Mexico State	S	W	8.0	2	0	0-0	0-9
3/29/24	at Northwestern	S	W	7.0	6	1	2-2	2-4
4/5/24	Ohio State	S	W	9.0	2	0	0-0	0-10

#35 RYAN HARRAHILL

Date	Opponent	S/R	W/L/S	IP	H	HR	R-ER	BB-K
3/13/24	at Wichita State	R	L	1.0	4	0	4-3	1-2

#36 GRANT CLEAVINGER

Date	Opponent	S/R	W/L/S	IP	H	HR	R-ER	BB-K
2/21/23	at Cal State Fullerton	R	-	0.0	1	0	1-1	0-0
3/1/23	New Orleans	R	-	1.1	3	1	3-3	2-1
3/3/23	at UCLA	R	-	1.0	1	0	1-1	1-1
3/6/23	Campbell	R	-	1.2	2	1	3-3	2-2
3/29/23	New Orleans	R	-	1.2	1	1	1-1	1-2
4/4/23	at Louisiana	R	-	1.0	0	0	0-0	0-2
4/7/23	at USF	R	-	2.0	2	0	3-3	2-4
4/11/23	LSU	R	-	1.0	2	0	0-0	0-1
4/16/23	Wichita State	R	L	1.1	3	0	1-1	0-1
4/18/23	at New Orleans	R	-	1.2	1	0	0-0	2-4
4/22/23	at Cincinnati	R	W	1.2	0	0	0-0	2-5
4/25/23	Southern Miss	S	-	1.0	0	0	0-0	0-0
4/28/23	at ECU	R	-	0.2	2	0	2-2	2-2
5/2/23	at Southern Miss	R	-	0.2	1	0	2-2	2-1
5/6/23	UCF	R	-	1.0	0	0	0-0	0-2
5/7/23	UCF	R	-	0.0	1	0	1-1	1-0
5/14/23	Houston	R	-	0.1	1	0	4-3	1-1
5/19/23	at Memphis	R	-	1.1	1	0	0-0	1-2
5/28/23	vs. ECU	S	-	1.0	1	0	4-2	4-1
6/2/23	at LSU	R	-	0.0	0	0	0-0	1-0

2/25/24	at Grand Canyon	R	-	0.1	0	0	0-0	0-0
3/13/24	at Wichita State	R	-	1.0	0	0	0-0	0-1
3/22/24	New Mexico State	R	-	0.1	0	0	2-2	3-0

#42 JALEN WORTHLEY

Date	Opponent	S/R	W/L/S	IP	H	HR	R-ER	BB-K
2/19/23	at San Diego	R	-	1.2	0	0	0-0	0-2
2/24/23	at South Alabama	R	-	0.1	0	0	0-0	0-0
3/5/23	vs. Ole Miss	R	-	1.0	2	0	3-3	2-0
3/11/23	Illinois State	R	-	1.0	1	0	0-0	1-3
3/19/23	vs. Nicholls	R	-	2.0	3	0	1-1	0-0

4/15/23	Northwestern	R	-	1.1	0	0	0-0	0-1
4/25/23	at Omaha	R	-	0.0	1	0	0-0	0-0
4/26/23	South Dakota State	R	-	1.1	3	0	1-1	0-2
4/30/23	Minnesota	R	-	1.0	1	0	1-1	1-0
5/7/23	at Maryland	R	-	0.1	3	1	3-3	3-0
2/17/24	vs. Texas Tech	R	-	0.0	2	0	1-1	2-0
2/25/24	at Grand Canyon	R	W	3.0	3	0	0-0	0-0
3/8/24	South Alabama	R	-	1.1	1	0	1-1	0-0
3/13/24	at Wichita State	R	-	1.0	1	0	0-0	0-2
3/16/24	Nicholls	R	S	3.0	1	0	0-0	0-1
3/20/24	North Dakota State	R	-	0.1	0	0	0-0	0-1
3/23/24	New Mexico State	R	W	1.0	1	0	0-0	0-0
3/31/24	at Northwestern	R	-	1.2	1	0	1-1	0-0
4/2/24	at Creighton	R	-	0.2	0	0	0-0	0-1
4/6/24	Ohio State	R	S	2.2	1	0	1-1	0-4

#45 CASEY DAISS

Date	Opponent	S/R	W/L/S	IP	H	HR	R-ER	BB-K
2/16/24	vs. Baylor	R	S	1.0	1	0	0-0	0-1
2/18/24	vs. Oklahoma	R	L	0.2	3	0	2-2	1-0
3/2/24	at Charleston	R	S	1.0	1	0	0-0	0-1
3/12/24	at Wichita State	R	S	1.1	1	0	0-0	0-1
3/15/24	Nicholls	R	S	1.0	0	0	0-0	0-0
3/19/24	Omaha	R	-	1.0	0	0	0-0	0-0
3/23/24	New Mexico State	R	-	1.0	0	0	0-0	1-2
3/20/24	at Northwestern	R	-	1.0	0	0	0-0	0-0
4/2/24	at Creighton	R	-	0.1	0	0	0-0	1-0

#48 RANS SANDERS

Date	Opponent	S/R	W/L/S	IP	H	HR	R-ER	BB-K
2/18/23	at UCLA	R	-	3.1	7	0	5-5	0-4
2/23/23	at Fresno State	R	-	2.0	3	0	1-1	0-0
2/28/23	Kansas State	R	S	1.0	1	0	0-0	0-1
3/2/23	at BYU	R	L	2.0	4	0	1-1	0-2
3/14/23	at Nebraska	R	S	2.0	0	0	0-0	1-4
3/25/23	North Dakota State	R	S	2.0	1	0	0-0	0-3
3/31/23	Northern Colorado	R	W	1.2	2	0	0-0	1-1
4/4/23	Creighton	R	S	2.0	2	0	0-0	0-2
4/6/23	Oral Roberts	R	-	1.0	1	0	0-0	0-0
4/8/23	Oral Roberts	R	-	1.2	2	0	1-0	1-3
4/11/23	at Nebraska	R	W	2.0	2	1	2-2	1-2
4/25/23	Nebraska	R	-	1.0	2	1	1-1	0-1
5/25/23	at North Dakota State	R	-	2.0	0	0	0-0	0-2

2/25/24	at Grand Canyon	R	-	0.1	0	0	0-0	0-0
2/29/24	at Charleston	R	-	0.1	0	0	0-0	0-1
3/8/24	vs. South Alabama	R	-	1.2	0	0	0-0	0-0
3/13/24	at Wichita State	R	-	1.0	0	0	0-0	0-0
3/17/24	Nicholls	R	-	2.0	0	0	0-0	1-1
3/20/24	North Dakota State	R	S	1.0	0	0	0-0	0-1
3/23/24	New Mexico State	R	-	0.2	2	0	1-0	0-1
3/29/24	at Northwestern	R	S	0.2	1	0	0-0	0-0
4/2/24	at Creighton	R	-	0.2	0	0	0-0	1-1
4/7/24	Ohio State	R	-	0.0	0	0	1-1	1-0

#51 MASON MCCONNAUGHEY

Date	Opponent	S/R	W/L/S	IP	H	HR	R-ER	BB-K
2/17/24	vs. Texas Tech	R	L	1.0	1	0	2-2	1-2
2/24/24	at Grand Canyon	R	L	3.0	4	0	2-1	0-2
3/3/24	at Charleston	R	-	2.2	1	0	0-0	2-2
3/10/24	South Alabama	R	W	3.0	2	0	0-0	1-7
3/13/24	at Wichita State	R	-	1.0	0	0	0-0	0-1
3/15/24	Nicholls	R	-	0.2	1	0	0-0	1-2
3/19/24	Omaha	S	W	5.0	2	0	0-0	2-9
3/31/24	at Northwestern	S	-	5.2	5	2	4-4	0-6
4/6/24	Ohio State	S	W	6.1	5	1	2-2	3-5

#54 TREY FRAHM

Date	Opponent	S/R	W/L/S	IP	H	HR	R-ER	BB-K
2/29/24	at Charleston	R	-	0.2	0	0	0-0	1-1
3/8/24	South Alabama	R	-	0.1	2	0	3-3	1-0

Angrim, Garrett

Year	avg	gp-gs	ab	r	h	2b	3b	hr	rbi	tb	slg%	bb	hbp	so	gdp	ob%	sf	sh	sb-att	po	a	e	fld%
2022	.303	49-45	178	28	54	11	4	4	28	85	.478	16	9	40	5	.387	1	0	6-9	67	1	1	.986
2023	.248	33-28	101	24	25	3	1	5	13	45	.446	10	11	40	1	.374	1	1	4-5	32	1	0	1.000
2024	.284	25-20	74	15	21	4	0	2	18	31	.419	8	4	15	4	.375	2	4	5-9	43	3	2	.958
TOTAL	.283	107-93	353	67	100	18	5	11	59	161	.456	34	24	95	10	.381	4	5	15-23	142	5	3	.980

Borst, Evan

Year	avg	gp-gs	ab	r	h	2b	3b	hr	rbi	tb	slg%	bb	hbp	so	gdp	ob%	sf	sh	sb-att	po	a	e	fld%
2024	.000	0-0	0	0	0	0	0	0	0	0	.000	0	0	0	0	.000	0	0	0-0	1	3	0	1.000
TOTAL	.000	0-0	0	0	0	0	0	0	0	0	.000	0	0	0	0	.000	0	0	0-0	1	3	0	1.000

Year	era	w-l	app	gs	cq	sho	sv	ip	h	r	er	bb	so	2b	3b	hr	bf	bavg	wp	hbp	bk	sfa	sha
2024	4.70	2-0	8	0	0	0/0	0	7.2	3	5	4	7	10	1	1	0	34	.115	3	1	0	0	0
TOTAL	4.70	2-0	8	0	0	0/0	0	7.2	3	5	4	7	10	1	1	0	34	.115	3	1	0	0	0

Bradford, Clay

Year	avg	gp-gs	ab	r	h	2b	3b	hr	rbi	tb	slg%	bb	hbp	so	gdp	ob%	sf	sh	sb-att	po	a	e	fld%
2024	.217	13-6	23	6	5	2	0	2	4	13	.565	6	1	11	0	.400	0	0	1-1	3	1	1	.800
TOTAL	.217	13-6	23	6	5	2	0	2	4	13	.565	6	1	11	0	.400	0	0	1-1	3	1	1	.800

Brockett, Jackson

Year	avg	gp-gs	ab	r	h	2b	3b	hr	rbi	tb	slg%	bb	hbp	so	gdp	ob%	sf	sh	sb-att	po	a	e	fld%
2022	.000	0-0	0	0	0	0	0	0	0	0	.000	0	0	0	0	.000	0	0	0-0	2	5	0	1.000
2023	.000	0-0	0	0	0	0	0	0	0	0	.000	0	0	0	0	.000	0	0	0-0	1	4	0	1.000
2024	.000	0-0	0	0	0	0	0	0	0	0	.000	0	0	0	0	.000	0	0	0-0	0	1	0	1.000
TOTAL	.000	0-0	0	0	0	0	0	0	0	0	.000	0	0	0	0	.000	0	0	0-0	3	10	0	1.000

Year	era	w-l	app	gs	cq	sho	sv	ip	h	r	er	bb	so	2b	3b	hr	bf	bavg	wp	hbp	bk	sfa	sha
2022	5.23	0-1	12	5	0	0/0	0	31.0	28	19	18	15	29	5	2	3	138	.237	5	4	0	1	0
2023	4.65	2-2	16	7	0	0/0	0	40.2	36	24	21	24	35	9	2	1	183	.234	5	2	0	1	2
2024	4.15	1-0	5	0	0	0/0	0	4.1	7	3	2	2	2	1	0	0	22	.389	1	1	0	1	0
TOTAL	4.86	3-3	33	12	0	0/0	0	76.0	71	46	41	41	66	15	4	4	343	.245	11	7	0	3	2

Brumbaugh, Cayden

Year	avg	gp-gs	ab	r	h	2b	3b	hr	rbi	tb	slg%	bb	hbp	so	gdp	ob%	sf	sh	sb-att	po	a	e	fld%
2022*	.318	13-4	22	1	7	0	1	0	1	9	.409	1	0	7	1	.348	0	0	0-0	3	8	1	.917
2024	.341	22-20	82	19	28	6	2	0	10	38	.463	9	0	20	1	.398	2	2	3-5	17	21	2	.950
TOTAL	.341	22-20	82	19	28	6	2	0	10	38	.463	9	0	20	1	.398	2	2	3-5	17	21	2	.950
All*	.337	35-24	104	20	35	6	3	0	11	47	.452	10	0	27	2	.388	2	2	3-5	20	29	3	.942

* Statistics from prior team/school

Buettenback, Max

Year	avg	gp-gs	ab	r	h	2b	3b	hr	rbi	tb	slg%	bb	hbp	so	gdp	ob%	sf	sh	sb-att	po	a	e	fld%
2024	.250	4-1	4	1	1	0	0	1	1	4	1.000	1	0	3	0	.400	0	0	0-0	0	0	0	.000
TOTAL	.250	4-1	4	1	1	0	0	1	1	4	1.000	1	0	3	0	.400	0	0	0-0	0	0	0	.000

Carey, Dylan

Year	avg	gp-gs	ab	r	h	2b	3b	hr	rbi	tb	slg%	bb	hbp	so	gdp	ob%	sf	sh	sb-att	po	a	e	fld%
2023	.275	53-53	207	33	57	9	2	4	30	82	.396	16	8	49	2	.348	2	7	4-5	33	97	5	.963
2024	.236	28-28	110	11	26	10	0	2	13	42	.382	9	4	27	2	.317	0	2	1-3	47	58	6	.946
TOTAL	.262	81-81	317	44	83	19	2	6	43	124	.391	25	12	76	4	.337	2	9	5-8	80	155	11	.955

Caron, Josh

Year	avg	gp-gs	ab	r	h	2b	3b	hr	rbi	tb	slg%	bb	hbp	so	gdp	ob%	sf	sh	sb-att	po	a	e	fld%
2022	.179	26-22	78	10	14	3	0	0	7	17	.218	11	5	19	3	.316	1	0	1-1	93	13	1	.991
2023	.256	48-48	180	33	46	11	0	7	29	78	.433	19	14	31	4	.366	3	0	1-1	327	29	2	.994
2024	.315	27-27	108	20	34	7	1	6	35	61	.565	12	2	21	5	.393	0	0	0-0	207	27	2	.992
TOTAL	.257	101-97	366	63	94	21	1	13	71	156	.426	42	21	71	12	.363	4	0	2-2	627	69	5	.993

Christo, Drew

Year	avg	gp-gs	ab	r	h	2b	3b	hr	rbi	tb	slg%	bb	hbp	so	gdp	ob%	sf	sh	sb-att	po	a	e	fld%
2023	.000	0-0	0	0	0	0	0	0	0	0	.000	0	0	0	0	.000	0	0	0-0	0	1	1	.500
2024	.000	0-0	0	0	0	0	0	0	0	0	.000	0	0	0	0	.000	0	0	0-0	2	6	0	1.000
TOTAL	.000	0-0	0	0	0	0	0	0	0	0	.000	0	0	0	0	.000	0	0	0-0	2	7	1	.900

Year	era	w-l	app	qs	cq	sho	sv	ip	h	r	er	bb	so	2b	3b	hr	bf	bavg	wp	hbp	bk	sfa	sha
2022	8.44	0-1	5	2	0	0/0	0	5.1	10	12	5	5	5	3	0	3	35	.370	1	2	0	0	0
2023	3.24	1-1	11	1	0	0/0	0	16.2	11	9	6	8	18	2	0	1	75	.190	4	5	0	2	2
2024	4.84	1-2	8	7	0	0/0	0	35.1	32	21	19	10	27	8	1	4	152	.235	7	5	0	0	1
TOTAL	4.71	2-4	24	10	0	0/0	0	57.1	53	42	30	23	50	13	1	8	262	.240	12	12	0	2	3

Clark, Caleb

Year	avg	gp-gs	ab	r	h	2b	3b	hr	rbi	tb	slg%	bb	hbp	so	gdp	ob%	sf	sh	sb-att	po	a	e	fld%
2023	.000	0-0	0	0	0	0	0	0	0	0	.000	0	0	0	0	.000	0	0	0-0	2	4	0	1.000
2024	.000	0-0	0	0	0	0	0	0	0	0	.000	0	0	0	0	.000	0	0	0-0	0	2	2	.500
TOTAL	.000	0-0	0	0	0	0	0	0	0	0	.000	0	0	0	0	.000	0	0	0-0	2	6	2	.800

Year	era	w-l	app	qs	cq	sho	sv	ip	h	r	er	bb	so	2b	3b	hr	bf	bavg	wp	hbp	bk	sfa	sha
2023	13.24	1-1	9	5	0	0/0	0	17.0	30	26	25	11	14	2	3	4	98	.380	1	7	0	1	0
2024	11.00	0-0	6	2	0	0/0	0	9.0	13	12	11	7	8	2	1	1	50	.342	1	3	1	0	2
TOTAL	12.46	1-1	15	7	0	0/0	0	26.0	43	38	36	18	22	4	4	5	148	.368	2	10	1	1	2

Cleavinger, Grant

Year	avg	gp-gs	ab	r	h	2b	3b	hr	rbi	tb	slg%	bb	hbp	so	gdp	ob%	sf	sh	sb-att	po	a	e	fld%
------	-----	-------	----	---	---	----	----	----	-----	----	------	----	-----	----	-----	-----	----	----	--------	----	---	---	------

Year	era	w-l	app	qs	cq	sho	sv	ip	h	r	er	bb	so	2b	3b	hr	bf	bavg	wp	hbp	bk	sfa	sha
2023*	10.18	1-1	20	2	0	0/0	0	20.1	23	26	23	24	32	4	0	3	115	99.00	7	5	0	1	0
2024	10.80	0-0	3	0	0	0/0	0	1.2	0	2	2	3	1	0	0	0	10	.000	0	2	0	0	0
TOTAL	10.80	0-0	3	0	0	0/0	0	1.2	0	2	2	3	1	0	0	0	10	.000	0	2	0	0	0
All*	10.23	1-1	23	2	0	0/0	0	22.0	23	28	25	27	33	4	0	3	125	4.600	7	7	0	1	0

* Statistics from prior team/school

Columbus, Ben

Year	avg	gp-gs	ab	r	h	2b	3b	hr	rbi	tb	slg%	bb	hbp	so	gdp	ob%	sf	sh	sb-att	po	a	e	fld%
2023	.262	47-38	141	24	37	8	0	0	19	45	.319	25	4	40	1	.382	3	3	2-2	269	15	1	.996
2024	.217	12-6	23	1	5	0	0	0	5	5	.217	5	0	7	0	.357	0	1	0-0	29	3	2	.941
TOTAL	.256	59-44	164	25	42	8	0	0	24	50	.305	30	4	47	1	.378	3	4	2-2	298	18	3	.991

Daiss, Casey

Year	avg	gp-gs	ab	r	h	2b	3b	hr	rbi	tb	slg%	bb	hbp	so	gdp	ob%	sf	sh	sb-att	po	a	e	fld%
2024	.000	0-0	0	0	0	0	0	0	0	0	.000	0	0	0	0	.000	0	0	0-0	0	1	0	1.000
TOTAL	.000	0-0	0	0	0	0	0	0	0	0	.000	0	0	0	0	.000	0	0	0-0	0	1	0	1.000

Year	era	w-l	app	qs	cq	sho	sv	ip	h	r	er	bb	so	2b	3b	hr	bf	bavg	wp	hbp	bk	sfa	sha
2024	2.16	0-1	9	0	0	0/0	4	8.1	7	2	2	3	5	2	0	0	34	.233	0	1	0	0	0
TOTAL	2.16	0-1	9	0	0	0/0	4	8.1	7	2	2	3	5	2	0	0	34	.233	0	1	0	0	0

Evans, Cole

Year	avg	gp-gs	ab	r	h	2b	3b	hr	rbi	tb	slg%	bb	hbp	so	gdp	ob%	sf	sh	sb-att	po	a	e	fld%
2020*	.000	8-1	12	0	0	0	0	0	0	0	.000	0	1	7	0	.077	0	0	0-0	2	0	0	1.000
2023	.305	47-41	141	34	43	9	0	4	27	64	.454	22	6	40	3	.415	2	2	9-12	79	0	3	.963
2024	.304	29-24	92	23	28	6	0	2	21	40	.435	15	7	15	3	.424	4	0	4-7	48	2	1	.980
TOTAL	.305	76-65	233	57	71	15	0	6	48	104	.446	37	13	55	6	.419	6	2	13-19	127	2	4	.970
All*	.290	84-66	245	57	71	15	0	6	48	104	.424	37	14	62	6	.404	6	2	13-19	129	2	4	.970

* Statistics from prior team/school

Frahm, Trey

Year	avg	gp-gs	ab	r	h	2b	3b	hr	rbi	tb	slg%	bb	hbp	so	gdp	ob%	sf	sh	sb-att	po	a	e	fld%
2024	27.00	0-0	2	0	0	0/0	0	1.0	2	3	3	2	1	1	0	0	7	.400	0	0	0	0	0
TOTAL	27.00	0-0	2	0	0	0/0	0	1.0	2	3	3	2	1	1	0	0	7	.400	0	0	0	0	0

Froehlich, Kyle

Year	avg	gp-gs	ab	r	h	2b	3b	hr	rbi	tb	slg%	bb	hbp	so	gdp	ob%	sf	sh	sb-att	po	a	e	fld%
2024	.000	0-0	0	0	0	0	0	0	0	0	.000	0	0	0	0	.000	0	0	0-0	0	2	0	1.000
TOTAL	.000	0-0	0	0	0	0	0	0	0	0	.000	0	0	0	0	.000	0	0	0-0	0	2	0	1.000
All*	.000	0-0	0	0	0	0	0	0	0	0	.000	0	0	0	0	.000	0	0	0-0	0	2	0	1.000

Year	era	w-l	app	gs	cg	sho	sv	ip	h	r	er	bb	so	2b	3b	hr	bf	bavg	wp	hbp	bk	sfa	sha
2023*	2.70	4-3	23	0	0	0/0	7	36.2	35	14	11	7	35	6	0	2	155	99.00	4	3	0	1	2
2024	3.38	0-0	7	0	0	0/0	0	8.0	7	3	3	1	7	1	1	1	32	.226	0	0	0	0	0
TOTAL	3.38	0-0	7	0	0	0/0	0	8.0	7	3	3	1	7	1	1	1	32	.226	0	0	0	0	0
All*	2.82	4-3	30	0	0	0/0	7	44.2	42	17	14	8	42	7	1	3	187	1.355	4	3	0	1	2

* Statistics from prior team/school

Harrahill, Ryan

Year	avg	gp-gs	ab	r	h	2b	3b	hr	rbi	tb	slg%	bb	hbp	so	gdp	ob%	sf	sh	sb-att	po	a	e	fld%
2024	27.00	0-1	1	1	0	0/0	0	1.0	4	4	3	1	2	0	1	0	9	.500	0	0	0	0	0
TOTAL	27.00	0-1	1	1	0	0/0	0	1.0	4	4	3	1	2	0	1	0	9	.500	0	0	0	0	0

Horn, Ty

Year	avg	gp-gs	ab	r	h	2b	3b	hr	rbi	tb	slg%	bb	hbp	so	gdp	ob%	sf	sh	sb-att	po	a	e	fld%
2024	.000	0-0	0	0	0	0	0	0	0	0	.000	0	0	0	0	.000	0	0	0-0	0	2	0	1.000
TOTAL	.000	0-0	0	0	0	0	0	0	0	0	.000	0	0	0	0	.000	0	0	0-0	0	2	0	1.000

Year	era	w-l	app	gs	cg	sho	sv	ip	h	r	er	bb	so	2b	3b	hr	bf	bavg	wp	hbp	bk	sfa	sha
2024	4.85	1-0	6	2	0	0/0	1	13.0	14	13	7	7	9	3	0	1	63	.259	2	0	0	1	1
TOTAL	4.85	1-0	6	2	0	0/0	1	13.0	14	13	7	7	9	3	0	1	63	.259	2	0	0	1	1

Hufft, Dylan

Year	avg	gp-gs	ab	r	h	2b	3b	hr	rbi	tb	slg%	bb	hbp	so	gdp	ob%	sf	sh	sb-att	po	a	e	fld%
2024	.333	15-4	15	4	5	0	0	0	1	5	.333	5	1	5	0	.524	0	1	1-1	12	15	0	1.000
TOTAL	.333	15-4	15	4	5	0	0	0	1	5	.333	5	1	5	0	.524	0	1	1-1	12	15	0	1.000

Hughes, Bryce

Year	avg	gp-gs	ab	r	h	2b	3b	hr	rbi	tb	slg%	bb	hbp	so	gdp	ob%	sf	sh	sb-att	po	a	e	fld%
2024	.000	9-0	2	3	0	0	0	0	1	0	.000	0	0	0	0	.000	0	0	2-2	0	2	0	1.000
TOTAL	.000	9-0	2	3	0	0	0	0	1	0	.000	0	0	0	0	.000	0	0	2-2	0	2	0	1.000

Jesske, Will

Year	avg	gp-gs	ab	r	h	2b	3b	hr	rbi	tb	slg%	bb	hbp	so	gdp	ob%	sf	sh	sb-att	po	a	e	fld%
2024	.333	12-3	18	4	6	1	0	0	4	7	.389	2	0	1	0	.400	0	0	0-0	3	4	1	.875
TOTAL	.333	12-3	18	4	6	1	0	0	4	7	.389	2	0	1	0	.400	0	0	0-0	3	4	1	.875

Lewis, Hayden

Year	avg	gp-gs	ab	r	h	2b	3b	hr	rbi	tb	slg%	bb	hbp	so	gdp	ob%	sf	sh	sb-att	po	a	e	fld%
2024	.000	1-0	1	0	0	0	0	0	0	0	.000	0	0	0	0	.000	0	0	0-0	0	0	0	.000
TOTAL	.000	1-0	1	0	0	0	0	0	0	0	.000	0	0	0	0	.000	0	0	0-0	0	0	0	.000

Year	era	w-l	app	gs	cq	sho	sv	ip	h	r	er	bb	so	2b	3b	hr	bf	bavg	wp	hbp	bk	sfa	sha
2024	0.00	0-0	1	0	0	0/0	0	0.1	1	0	0	1	1	0	0	0	3	.500	0	0	0	0	0
TOTAL	0.00	0-0	1	0	0	0/0	0	0.1	1	0	0	1	1	0	0	0	3	.500	0	0	0	0	0

McConnaughey, Mason

Year	avg	gp-gs	ab	r	h	2b	3b	hr	rbi	tb	slg%	bb	hbp	so	gdp	ob%	sf	sh	sb-att	po	a	e	fld%
2024	.000	0-0	0	0	0	0	0	0	0	0	.000	0	0	0	0	.000	0	0	0-0	1	3	1	.800
TOTAL	.000	0-0	0	0	0	0	0	0	0	0	.000	0	0	0	0	.000	0	0	0-0	1	3	1	.800

Year	era	w-l	app	gs	cq	sho	sv	ip	h	r	er	bb	so	2b	3b	hr	bf	bavg	wp	hbp	bk	sfa	sha
2024	2.86	3-2	9	3	0	0/0	0	28.1	21	10	9	10	36	2	0	3	114	.208	2	2	0	0	1
TOTAL	2.86	3-2	9	3	0	0/0	0	28.1	21	10	9	10	36	2	0	3	114	.208	2	2	0	0	1

Olsen, Bobby

Year	avg	gp-gs	ab	r	h	2b	3b	hr	rbi	tb	slg%	bb	hbp	so	gdp	ob%	sf	sh	sb-att	po	a	e	fld%
2020*	.000	3-1	0	0	0	0	0	0	0	0	.000	0	0	0	0	.000	0	0	0-0	0	0	0	.000
2022*	.000	13-10	0	0	0	0	0	0	0	0	.000	0	0	0	0	.000	0	0	0-0	0	0	0	.000
2023*	.000	12-6	0	0	0	0	0	0	0	0	.000	0	0	0	0	.000	0	0	0-0	0	0	0	.000
2024	.000	0-0	0	0	0	0	0	0	0	0	.000	0	0	0	0	.000	0	0	0-0	0	1	1	.500
TOTAL	.000	0-0	0	0	0	0	0	0	0	0	.000	0	0	0	0	.000	0	0	0-0	0	1	1	.500
All*	.000	28-17	0	0	0	0	0	0	0	0	.000	0	0	0	0	.000	0	0	0-0	0	1	1	.500

Year	era	w-l	app	gs	cq	sho	sv	ip	h	r	er	bb	so	2b	3b	hr	bf	bavg	wp	hbp	bk	sfa	sha
2020*	11.37	0-1	3	1	0	0/0	0	6.1	7	9	8	7	3	2	0	0	34	99.00	2	1	0	1	0
2022*	5.83	0-4	13	10	0	0/0	0	58.2	68	43	38	19	48	18	2	5	274	99.00	7	13	0	1	4
2023*	4.44	3-4	12	6	0	0/0	1	46.2	41	26	23	25	56	10	0	5	210	99.00	7	7	0	6	2
2024	5.40	0-0	5	0	0	0/0	0	3.1	4	2	2	2	4	1	0	0	17	.308	2	2	0	0	0
TOTAL	5.40	0-0	5	0	0	0/0	0	3.1	4	2	2	2	4	1	0	0	17	.308	2	2	0	0	0
All*	5.56	3-9	33	17	0	0/0	1	115.0	120	80	71	53	111	31	2	10	535	9.231	18	23	0	8	6

* Statistics from prior team/school

Overbeek, Joshua

Year	avg	gp-gs	ab	r	h	2b	3b	hr	rbi	tb	slg%	bb	hbp	so	gdp	ob%	sf	sh	sb-att	po	a	e	fld%
2022*	.200	21-6	35	8	7	0	0	1	2	10	.286	8	0	11	0	.341	1	0	0-0	15	2	1	.944
2024	.266	18-18	64	16	17	2	0	1	7	22	.344	11	4	16	0	.405	0	1	8-10	14	28	3	.933
TOTAL	.266	18-18	64	16	17	2	0	1	7	22	.344	11	4	16	0	.405	0	1	8-10	14	28	3	.933
All*	.242	39-24	99	24	24	2	0	2	9	32	.323	19	4	27	0	.382	1	1	8-10	29	30	4	.937

* Statistics from prior team/school

Perry, Kyle

Year	avg	gp-gs	ab	r	h	2b	3b	hr	rbi	tb	slg%	bb	hbp	so	gdp	ob%	sf	sh	sb-att	po	a	e	fld%
2019	.000	2-2	0	0	0	0	0	0	0	0	.000	0	0	0	0	.000	0	0	0-0	1	2	1	.750
2020	.000	0-0	0	0	0	0	0	0	0	0	.000	0	0	0	0	.000	0	0	0-0	1	1	0	1.000
2022	.000	0-0	0	0	0	0	0	0	0	0	.000	0	0	0	0	.000	0	0	0-0	0	1	0	1.000
2023	.000	0-0	0	0	0	0	0	0	0	0	.000	0	0	0	0	.000	0	0	0-0	2	7	1	.900
2024	.000	0-0	0	0	0	0	0	0	0	0	.000	0	0	0	0	.000	0	0	0-0	4	0	0	1.000
TOTAL	.000	2-2	0	0	0	0	0	0	0	0	.000	0	0	0	0	.000	0	0	0-0	8	11	2	.905

Year	era	w-l	app	gs	cg	sho	sv	ip	h	r	er	bb	so	2b	3b	hr	bf	bavg	wp	hbp	bk	sfa	sha
2019	5.47	2-1	11	7	0	0/1	0	26.1	29	16	16	18	29	7	1	2	129	.282	2	6	1	1	1
2020	5.06	1-0	4	1	0	0/0	0	10.2	7	6	6	2	11	3	0	1	41	.179	0	0	0	0	0
2021	3.48	2-0	4	4	0	0/1	0	10.1	7	5	4	4	15	1	0	0	42	.184	1	0	0	0	0
2022	6.75	0-2	5	4	0	0/0	0	14.2	16	11	11	10	17	4	0	2	72	.276	1	3	0	0	1
2023	5.46	1-1	19	2	0	0/1	3	31.1	31	23	19	11	29	5	1	6	144	.261	3	6	0	3	5
2024	3.00	1-0	14	0	0	0/0	3	12.0	10	4	4	0	12	1	0	2	48	.213	1	1	0	0	0
TOTAL	5.13	7-4	57	18	0	0/3	6	105.1	100	65	60	45	113	21	2	13	476	.248	8	16	1	4	7

Sanders, Rans

Year	avg	gp-gs	ab	r	h	2b	3b	hr	rbi	tb	slg%	bb	hbp	so	gdp	ob%	sf	sh	sb-att	po	a	e	fld%
2024	.000	0-0	0	0	0	0	0	0	0	0	.000	0	0	0	0	.000	0	0	0-0	1	3	1	.800
TOTAL	.000	0-0	0	0	0	0	0	0	0	0	.000	0	0	0	0	.000	0	0	0-0	1	3	1	.800
All*	.000	0-0	0	0	0	0	0	0	0	0	.000	0	0	0	0	.000	0	0	0-0	1	3	1	.800

Year	era	w-l	app	gs	cg	sho	sv	ip	h	r	er	bb	so	2b	3b	hr	bf	bavg	wp	hbp	bk	sfa	sha
2023*	3.80	2-1	13	0	0	0/0	4	23.2	27	11	10	4	25	5	1	2	105	99.00	0	2	0	1	0
2024	1.08	0-0	10	0	0	0/0	2	8.1	3	2	1	3	6	1	0	0	31	.111	1	1	0	0	0
TOTAL	1.08	0-0	10	0	0	0/0	2	8.1	3	2	1	3	6	1	0	0	31	.111	1	1	0	0	0
All*	3.09	2-1	23	0	0	0/0	6	32.0	30	13	11	7	31	6	1	2	136	1.111	1	3	0	1	0

* Statistics from prior team/school

Sanderson, Case

Year	avg	gp-gs	ab	r	h	2b	3b	hr	rbi	tb	slg%	bb	hbp	so	gdp	ob%	sf	sh	sb-att	po	a	e	fld%
2024	.356	21-12	45	8	16	0	1	1	11	21	.467	12	4	14	1	.516	1	0	0-1	2	1	0	1.000
TOTAL	.356	21-12	45	8	16	0	1	1	11	21	.467	12	4	14	1	.516	1	0	0-1	2	1	0	1.000

Sears, Brett

Year	avg	gp-gs	ab	r	h	2b	3b	hr	rbi	tb	slg%	bb	hbp	so	gdp	ob%	sf	sh	sb-att	po	a	e	fld%
2023	.000	0-0	0	0	0	0	0	0	0	0	.000	0	0	0	0	.000	0	0	0-0	3	1	0	1.000
2024	.000	0-0	0	0	0	0	0	0	0	0	.000	0	0	0	0	.000	0	0	0-0	1	7	0	1.000
TOTAL	.000	0-0	0	0	0	0	0	0	0	0	.000	0	0	0	0	.000	0	0	0-0	4	8	0	1.000
All*	.000	0-0	0	0	0	0	0	0	0	0	.000	0	0	0	0	.000	0	0	0-0	4	8	0	1.000

Year	era	w-l	app	gs	cg	sho	sv	ip	h	r	er	bb	so	2b	3b	hr	bf	bavg	wp	hbp	bk	sfa	sha
2020*	12.27	0-1	3	2	0	0/0	0	7.1	13	10	10	6	6	3	0	1	45	99.00	1	6	0	0	1
2021*	5.91	2-4	8	8	1	1/0	0	42.2	52	32	28	22	25	17	0	2	202	99.00	2	3	1	2	2
2023	5.29	0-0	11	0	0	0/0	0	17.0	23	10	10	4	23	6	0	3	79	.324	3	3	0	1	0
2024	1.14	6-0	8	8	1	1/1	0	55.1	24	7	7	9	57	3	0	3	201	.127	1	3	1	0	0
TOTAL	2.12	6-0	19	8	1	1/1	0	72.1	47	17	17	13	80	9	0	6	280	.181	4	6	1	1	0
All*	4.05	8-5	30	18	2	2/1	0	122.1	112	59	55	41	111	29	0	9	527	.431	7	15	2	3	3

* Statistics from prior team/school

Silva, Riley

Year	avg	gp-gs	ab	r	h	2b	3b	hr	rbi	tb	slg%	bb	hbp	so	gdp	ob%	sf	sh	sb-att	po	a	e	fld%
2024	.297	28-28	101	29	30	2	0	0	12	32	.317	10	16	11	0	.441	0	7	19-21	70	1	0	1.000
TOTAL	.297	28-28	101	29	30	2	0	0	12	32	.317	10	16	11	0	.441	0	7	19-21	70	1	0	1.000

Stokes, Rhett

Year	avg	gp-gs	ab	r	h	2b	3b	hr	rbi	tb	slg%	bb	hbp	so	gdp	ob%	sf	sh	sb-att	po	a	e	fld%
2024	.316	25-24	79	18	25	8	0	0	10	33	.418	6	1	19	1	.372	0	4	2-2	28	57	4	.955
TOTAL	.316	25-24	79	18	25	8	0	0	10	33	.418	6	1	19	1	.372	0	4	2-2	28	57	4	.955

Stone, Tyler

Year	avg	gp-gs	ab	r	h	2b	3b	hr	rbi	tb	slg%	bb	hbp	so	gdp	ob%	sf	sh	sb-att	po	a	e	fld%
2021*	.208	21-11	48	4	10	3	0	1	4	16	.333	2	0	23	0	.240	0	0	0-0	76	3	3	.963
2024	.295	27-22	88	14	26	5	0	4	18	43	.489	16	0	25	0	.400	1	0	0-1	176	10	3	.984
TOTAL	.295	27-22	88	14	26	5	0	4	18	43	.489	16	0	25	0	.400	1	0	0-1	176	10	3	.984
All*	.265	48-33	136	18	36	8	0	5	22	59	.434	18	0	48	0	.348	1	0	0-1	252	13	6	.978

* Statistics from prior team/school

Swansen, Gabe

Year	avg	gp-gs	ab	r	h	2b	3b	hr	rbi	tb	slg%	bb	hbp	so	gdp	ob%	sf	sh	sb-att	po	a	e	fld%
2022	.154	20-9	39	6	6	1	0	1	6	10	.256	5	1	9	2	.267	0	0	0-0	3	0	1	.750
2023	.291	52-49	179	45	52	11	0	18	57	117	.654	24	15	43	3	.410	4	0	3-5	81	1	1	.988
2024	.154	14-11	39	4	6	1	0	1	3	10	.256	3	1	14	0	.233	0	1	1-1	23	0	0	1.000
TOTAL	.249	86-69	257	55	64	13	0	20	66	137	.533	32	17	66	5	.365	4	1	4-6	107	1	2	.982

Timmerman, Tucker

Year	avg	gp-gs	ab	r	h	2b	3b	hr	rbi	tb	slg%	bb	hbp	so	gdp	ob%	sf	sh	sb-att	po	a	e	fld%
2024	.000	0-0	0	0	0	0	0	0	0	0	.000	0	0	0	0	.000	0	0	0-0	1	4	1	.833
TOTAL	.000	0-0	0	0	0	0	0	0	0	0	.000	0	0	0	0	.000	0	0	0-0	1	4	1	.833

Year	era	w-l	app	gs	cg	sho	sv	ip	h	r	er	bb	so	2b	3b	hr	bf	bavg	wp	hbp	bk	sfa	sha
2024	8.16	2-0	12	0	0	0/0	1	14.1	18	13	13	9	14	3	0	2	69	.316	2	2	0	1	0
TOTAL	8.16	2-0	12	0	0	0/0	1	14.1	18	13	13	9	14	3	0	2	69	.316	2	2	0	1	0

Walsh, Will

Year	avg	gp-gs	ab	r	h	2b	3b	hr	rbi	tb	slg%	bb	hbp	so	gdp	ob%	sf	sh	sb-att	po	a	e	fld%
2022	.000	2-0	2	0	0	0	0	0	0	0	.000	0	0	2	0	.000	0	0	0-0	0	0	0	.000
2023	.176	17-9	34	5	6	1	0	2	4	13	.382	3	2	12	0	.282	0	0	0-0	67	13	1	.988
2024	.350	8-7	20	7	7	1	0	4	11	20	1.000	2	2	7	0	.458	0	0	0-0	46	11	0	1.000
TOTAL	.232	27-16	56	12	13	2	0	6	15	33	.589	5	4	21	0	.338	0	0	0-0	113	24	1	.993

Year	era	w-l	app	gs	cg	sho	sv	ip	h	r	er	bb	so	2b	3b	hr	bf	bavg	wp	hbp	bk	sfa	sha
2022	13.50	0-0	1	0	0	0/0	0	0.2	3	1	1	0	1	0	0	0	5	.600	1	0	0	0	0
2023	4.24	5-3	15	8	1	1/0	0	51.0	46	26	24	8	44	4	2	6	206	.241	4	4	0	2	1
2024	4.28	3-1	8	6	0	0/0	0	33.2	40	19	16	5	29	7	0	5	146	.303	3	3	0	2	4
TOTAL	4.32	8-4	24	14	1	1/0	0	85.1	89	46	41	13	74	11	2	11	357	.271	8	7	0	4	5

Worthley, Jalen

Year	avg	gp-gs	ab	r	h	2b	3b	hr	rbi	tb	slg%	bb	hbp	so	gdp	ob%	sf	sh	sb-att	po	a	e	fld%
2023	.000	0-0	0	0	0	0	0	0	0	0	.000	0	0	0	0	.000	0	0	0-0	0	3	0	1.000
2024	.000	0-0	0	0	0	0	0	0	0	0	.000	0	0	0	0	.000	0	0	0-0	0	4	0	1.000
TOTAL	.000	0-0	0	0	0	0	0	0	0	0	.000	0	0	0	0	.000	0	0	0-0	0	7	0	1.000

Year	era	w-l	app	gs	cg	sho	sv	ip	h	r	er	bb	so	2b	3b	hr	bf	bavg	wp	hbp	bk	sfa	sha
2023	8.10	0-0	10	0	0	0/1	0	10.0	14	9	9	7	8	0	0	1	53	.333	1	3	0	1	0
2024	2.45	2-0	10	0	0	0/1	2	14.2	11	4	4	2	12	2	0	1	58	.200	1	1	0	0	0
TOTAL	4.74	2-0	20	0	0	0/2	2	24.2	25	13	13	9	20	2	0	2	111	.258	2	4	0	1	0

LAST TIME A NEBRASKA HITTER HAD...

Five Consecutive 3-Hit Games at Hawks Field:Rhett Stokes (2024)
 4 Hits in a Game: Cole Evans (4) at Wichita State (3/12/24)
 Consecutive 4-Hit Games: Ben Miller (4 & 4) vs. Maryland (4/8-9/17)
 5 Hits in a Game: Gunner Hellstrom (5) at Rutgers (4/21/18)
 6 Hits in a Game: Steve Edlefsen (6) vs. Iowa (4/11/06)

2 Hits in an Inning: Josh Caron (2B/HR) vs. Minnesota (4/29/23)
 2 Extra-Base Hits in an Inning: Josh Caron (2B/HR) vs. Minnesota (4/29/23)

7 At Bats in a Game: C. Chick/G. Everitt/M. Anderson (7) at Minnesota (5/7/22)
 8 At Bats in a Game: DJ Belfonte (8) at UL-Lafayette (15 inn.) (2/20/08)
 9 At Bats in a Game: P. Kelly/C. Christensen (9) vs. Northwestern (16 inn.) (3/29/13)

4 Runs in a Game: Cam Chick (4) at Ohio State (4/3/22)
 5 Runs in a Game: Steve Edlefsen at Iowa (4/11/06)
 6 Runs in a Game: Craig Moore vs. Chicago State (3/16/99)

3 Doubles in a Game: Casey Burnham (3) vs. Vanderbilt (3/3/23)

2 Triples in a Game: Garrett Anglim (2) at UT Arlington (3/5/22)
 2 Triples in Consecutive Games: Blake Headley vs. Northern Colo. (3/10-11/15)

2 HRs in a Game: Josh Caron at Grand Canyon (2/23/24)
 3 HRs in a Game: Garrett Anglim vs. Iowa (DH 1) (5/1/22)
 2 HRs in an Inning: C. Ledbetter/B. Fusilier vs. SDSU (4th inn.) (3/13/05)
 HRs in Consecutive At Bats: Gabe Swansen vs. Northwestern (2) (4/16/23)
 HRs in Consecutive Innings: ...Gabe Swansen vs. Northwestern (6th, 7th) (4/16/23)
 Grand Slam: Josh Caron at Northwestern (3/30/24)
 A Pinch-Hit Home Run: Max Buettenback at Wichita State (3/13/24)
 An Inside-the-Park Home Run: ...Max Buettenback at Wichita State (3/13/24)
 An Inside-the-Park Grand Slam: Jaxon Hallmark at Kansas State (4/2/19)
 Led Off Game with Home Run (Away): Brice Matthews at Creighton (5/9/23)
 Led Off Game with Home Run (Home): Brice Matthews vs. Illinois (3/25/23)
 A Walk-Off Home Run to Win a Game: Steven Reveles vs. Loyola Marymount (3/11/16)
 Had a Homer and a Win, Same Game: Ben Miller vs. Creighton (4/4/17)
 Homered in First Career At-Bat: Max Anderson vs. Purdue (3/5/21)
 Homered in First Career Game: Max Anderson vs. Purdue (3/5/21)
 Freshman Homered in First Career Game: ...Max Anderson vs. Purdue (3/5/21)
 Back-to-Back Multi-HR Games: Scott Schreiber vs. Penn State & at Creighton (5/15-17/16)
 Homered in Three-Straight Games: Will Walsh (3) (vs. Nicholls/Omaha) (3-16-19/24)

Hit For the Cycle: Steve Edlefsen at Iowa (4/11/06)

6 RBI in a Game: Gabe Swansen vs. Northwestern (4/16/23)
 7 RBI in a Game: Josh Scheffert (7) at Ohio State (4/15/12)
 8 RBI in a Game: Adam Bailey (8) vs. Creighton (5/18/10)
 9 or more RBI in a Game: Craig Moore (10) vs. Chicago State (3/16/99)

10 or More Total Bases: Max Anderson (10) vs. Minnesota, (4/29/23)

4 Walks in a Game: Cayden Brumbaugh (4) vs. Nicholls (3/15/24)
 5 Walks in a Game: Cam Chick at Ohio State (4/3/22)

5 Strikeouts in a Game: Kurt Farmer vs. UCLA (3/5/11)

3 Stolen Bases: Jaxon Hallmark (3) at Rutgers (5/9/21)
 4 Stolen Bases: John Cole vs. Texas-San Antonio (2/26/00)
 Stole Home: Dylan Carey at Grand Canyon (2/25/24)
 3 HBP in a Game: Riley Silva (3) at Grand Canyon (2/22/24)

4 Sacrifice Bunts in Game: Andrew Sawyers vs. Kansas State, April 4, 1998 (NCAA Record)

LAST TIME A NEBRASKA PITCHER HAD...

An Individual No-Hitter - 9 Innings: Richard Geier vs. Kansas (4/20/54)
 An Individual No-Hitter - 7 Innings: Anthony Kelley vs. Oklahoma (4/5/81)
 Note: Nate Fisher pitched 8.0 no-hit innings on March 9, 2019 at Baylor (not complete game)

A Combined No-Hitter: K. Kubat (5.0), T. Niederklein (2.1), D. Vogt (1.2) vs. Arkansas (4/16/13)

A 2-Hit Game (individual): Brett Sears vs. Ohio State (4/5/24)
 A 1-Hit Game (individual): . Michael Mariot vs. Houston Baptist (Game 2) (3/13/10)
 A 1-Hit Game (combined): .Koty Frank (6.2), Tyler Martin (1.1), Braxton Bragg (1.0) vs. BYU (4/14/22)

Picked off Two Base Runners in an Inning: Aaron Bummer at The Citadel (3/1/14)

A Complete Game - 9 innings: Brett Sears vs. Ohio State (4/5/24)
 A Complete Game - less than 9 inn.: Emmett Olson vs. Nicholls (7 Inn.) (3/17/23)
 A Complete Game by a Freshman: Matt Waldron (9 inn.) vs. Penn State (5/14/16)
 A Complete Game by a Freshman - 9 inn.: Matt Waldron vs. Penn State (5/14/16)
 Consecutive Complete Games - 9 inn.: . C. DeLeon vs. Ohio State & Minn. (4/4-12/14)

A Complete-Game Shutout - 9 Inn.: Brett Sears vs. Ohio State (4/5/24)
 A Complete-Game Shutout - less than 9 inn.: Tom Lemke (7 inn.) vs. Oklahoma (3/28/10)
 Consecutive Shutouts: Shane Komine vs. Iowa State & at Texas (4/28-5/6/00)
 A Complete-Game Shutout by a Freshman: Matt Waldron vs. Penn State (5/14/16)

Immaculate Inning: Cade Povich vs. Michigan (1st Inning) (5/28/21)
 A Three-Pitch Inning: Colton Howell vs. Northwestern (4/19/14)

Hit 4 or More Batters in a Game: Matt Freeman (4) vs. No. Colorado (3/24/09)
 Hit 5 or More Batters in a Game:Shane Komine (5) vs. Nicholls State (2/19/99)

10 Strikeouts in a Game: Brett Sears (10) vs. Ohio State (4/5/24)
 10+ Strikeouts in a Game: Will Walsh (11) vs. North Dakota State (3/28/23)
 15+ Strikeouts in a Game: Joba Chamberlain (15) vs. New Mexico (2/25/05)

Struck out 4 Batters in an Inning: Michael Mariot (6th inn.) vs. Texas A&M (4/30/10)

Lost a Game Without Giving Up an Earned Run: Shay Schanaman vs. BYU (4/15/22)

LAST TIME NEBRASKA HAD...

25+ Runs:..... 50 vs. Chicago State (3/16/99)
20+ Runs:..... 21 at UC Riverside (2/15/99)
10 Runs in an Inning:..... 11 at Baylor (1st) (2/14/20)

20+ Hits:..... 20 vs. Northwestern (4/16/23)

Every Husker Starter Had a Hit:..... vs. Nicholls (3/17/24)
Every Husker Starter Scored a Run:..... vs. Northern Colorado (3/8/23)
Every Husker Starter Had a Hit and Scored a Run:.. vs. No. Colorado (3/8/23)

0 Strikeouts on Offense:..... vs. UNLV (3/30/14)

0 Walks on Offense:..... vs. TCU (2/27/22)

10+ Doubles:..... vs. Creighton (11) (5/18/10)
9+ Doubles:..... vs. Creighton (11) (5/18/10)
8+ Doubles:..... vs. Vanderbilt (8) (3/3/23)
7+ Doubles:..... vs. Vanderbilt (8) (3/3/23)
3 Consecutive Doubles:..... M. Waldron, J. Acker, M. Hagege at Cal Poly (3/25/17)

3 Triples:..... at UT Arlington (3) (3/5/22)

9 HRs:..... vs. Chicago State, March 16, 1999
7 HRs:..... vs. Northwestern (4/16/23)
6 HRs:..... vs. Northwestern (4/16/23)
5 HRs:..... vs. Northwestern (4/16/23)
Back-to-Back Homers:..... C. Bradford/M. Buettenback (9th inn.) at Wichita State (3/13/23)
3 Consecutive Homers:..... J. Dalton/D. Erstad/D. Dukart vs. Iowa State (5/15/94)
2 Homers in an Inning:..... C. Bradford/M. Buettenback (9th inn.) at Wichita State (3/13/23)
3 Homers in an Inning: M. Anderson/G. Swansen/E. Cervantes (3rd inn.) at Maryland (5/6/23)

3 Triples:..... at UT Arlington (3) (3/5/22)

2 Grand Slams in a Game:..... Dan Wright/Jeff Leise vs. Western Illinois (4/19/00)
Grand Slams in Back-to-Back Games:..... M. Anderson/L. Sartori at Ohio State (4/2-3/22)

10+ Stolen Bases:..... 10 vs. Peru State (5/6/96)
7+ Stolen Bases:..... 7 vs. Kansas State (4/26/22)

Rallied from a 10-run deficit:..... vs. North Dakota (Trailed 10-0, won 11-10) (3/30/10)
Rallied from a deficit of 7 runs/greater:..... vs. Ohio State (Trailed 9-2, won 11-9) (5/22/21)
Rallied from a deficit of 6 runs/greater:..... vs. Ohio State (Trailed 9-2, won 11-9) (5/22/21)
Rallied from a deficit of 5 runs/greater: vs. South Alabama (Trailed 6-1, won 12-7) (3/10/24)

Was shut out – General:..... at Iowa (8-0) (4/22/23)
Was shut out – At Home:..... vs. Iowa (1-0) (4/29/22)
Was shut out – On the Road:..... at Iowa (8-0) (4/22/23)

Held to 2 or fewer hits:..... 2 vs. Iowa (4/29/22)

Swept a Conference Series:..... at Northwestern (3-0) (3/29-31/24)
Were Swept in a Conference Series:..... at Iowa (3-0) (4/21-23/23)
Were Swept in a Conference Series at Home: Rutgers (0-3), April 8-10, 2022

Allowed 2 hits or less:..... at Michigan (10 inn.) (4/7/23)
Walked 10+:..... at Maryland (11) (5/7/23)
Walked 15+:..... Wichita State (17) (3/18/16)

Struck out 15+ Batters:..... vs. South Alabama (16 in 9 inn.) (3/10/24)
Struck out 30+ in a 3-Game Series:..... vs. Ohio State (30) (4/5-7/24)

Walk-Off Win:..... Griffin Everitt, 6-5 vs. Omaha (9 inn.) (3/14/22)
2-Straight Walk-Off Wins:..... Pat Kelly (Illinois) & Tanner Lubach (Ohio St.) (3/17-21/14)

2-Straight Complete Games:..... Chance Sinclair & Aaron Bummer (Ohio State) (4/4-5/14)
3-Straight Complete Games:..... C. DeLeon, C. Sinclair & A. Bummer (Ohio St.), (4/4-6/14)

A Player Ejection:..... Michael Pritchard vs. UC Irvine (DH 1) (3/15/14)
A Head Coach Ejection:..... Will Bolt at San Diego (2/19/23)
An Assistant Coach Ejection:..... Eric Newman vs. Kansas (4/20/08)

Turned a Triple Play:..... vs. Northern Colorado (3/27/07)
Had a Triple Play Turned Against:..... vs. Michigan State (5/13/17)

7 Errors in a Game:..... vs. Kansas State (3/11/97)
6 Errors in a Game:..... vs. Michigan (6) (5/25/19)
5 Errors in a Game:..... vs. South Alabama (5) (3/10/24)

Scored in every inning (9 inn.):..... vs. Texas Tech (W, 12-8) (5/23/02)
Lost a game without giving up an earned run:..... vs. BYU (Lost 3-2) (4/25/22)

LAST TIME A NEBRASKA OPPONENT HAD...

4 Hits in a Game:..... Matt Woods (5) at Maryland (5/7/23)
5 Hits in a Game:..... Matt Woods (5) at Maryland (5/7/23)

7 RBI in a Game:..... Nick Lorusso (8) at Maryland (5/7/23)

Hit for the Cycle:..... Parker Coddou vs. Nicholls (3/19/23)

2 Home Runs:..... Jackson Freeman at Northwestern (3/31/24)
3 Home Runs:..... Jeff Larish at Arizona State (6/21/05)
3 Home Runs in a Series:..... Nick Lorusso at Maryland (5/5-7/23)

A Grand Slam:..... Mitchell Okuley vs. Ohio State (4/7/24)
2 Grand Slams in a Game:..... at Wichita State (3/2/18)
3 Grand Slams in a Series:..... at Wichita State (3/2-4/18)

Back-to-Back Homers:..... Z. Yorke/B. Ankeney at Grand Canyon (3rd inn.) (2/24/24)
Back-to-Back-to-Back Homers:..... Michigan (5th inn.) (3/25/22)
Back-to-Back-to-Back-to-Back Homers:..... Michigan (5th inn.) (3/25/22)
A Walk-Off Homer:..... Eli Wilson at Minnesota (3/29/19)
Team Hit 9 HR in a Game:..... at Missouri (4/1/98)

10+ Runs in an Inning:..... Rutgers (10 in the 7th) (4/10/22)

20+ Hits in a Game:..... at Maryland (20) (5/7/23)

Stole Home:..... Bobby Whalen, at Indiana (4/23/22)

A One-Hitter:..... Matt Smith, Oklahoma State (4/24/98)
A No-Hitter:..... Jim Maddock, Missouri (13-0) (5/3/81)

A Complete Game (9 innings):..... Adam Mazur, vs. Iowa (4/29/22)

10 Strikeouts in a Game:..... Mason Marriott, vs. Baylor (2/16/24)

Walk-Off Win:..... vs. Oklahoma, 7-6 (RBI Single in 9th) (2/18/24)
Two Walk-Off Wins in a Series:..... at Minnesota [Games 1 (HR) & 3 (WP)] (3/29-31/19)

7 Errors in a Game:..... vs. Northwestern (7) (3/31/13)



0
Cayden Brumbaugh
RSo. • INF



1
Riley Silva
Jr. • OF



2
Matt Evans
Fr. • OF



4
Joshua Overbeek
Jr. • INF



5
Josh Caron
Jr. • C



6
Dylan Hufft
RSo. • INF



8
Evan Borst
Jr. • RHP



9
Rhett Stokes
Jr. • INF



10
Ben Columbus
Sr. • C



11
Max Buettenback
Fr. • C



12
Cole Evans
Sr. • OF



13
Will Jesske
Fr. • C



14
Case Sanderson
Fr. • INF



15
Dylan Carey
So. • INF



16
Aaron Manias
Jr. • INF



17
Hayden Lewis
RFr. • UTIL



18
Garrett Anglim
R Jr. • OF



19
Kyle Perry
Gr. • LHP



20
Ty Horn
Fr. • RHP



21
Clay Bradford
Sr. • OF



23
Bryce Hughes
R Jr. • INF



24
Caleb Clark
So. • LHP



25
Drew Christo
Jr. • RHP



26
Kyle Froehlich
Sr. • RHP



27
Noah Madsen
Fr. • RHP



28
Bobby Olsen
Gr. • RHP



30
Will Walsh
R Jr. • UTIL



32
Tucker Timmerman
Fr. • RHP



33
Jackson Brockett
Jr. • LHP



34
Brett Sears
Jr. • RHP



35
Ryan Harrhill
Fr. • RHP



36
Grant Cleavinger
So. • LHP



37
Ian Regal
Fr. • LHP



38
Brooks Kneifl
Fr. • LHP



39
Carson Jasa
Fr. • RHP




42
Jalen Worthley
So. • LHP



44
Gabe Swans
Jr. • OF



45
Casey Dais
Jr. • RHP



48
Rans Sanders
Sr. • RHP



51
Mason McConaughy
So. • RHP



54
Trey Frahm
R Jr. • RHP



55
Tyler Stone
Jr. • INF



7
Will Bolt
Head Coach



29
Rob Childress
Assistant Coach



22
Lance Harvell
Assistant Coach



3
Mike Sirianni
Assistant Coach