

# Lake Wheeler Invitational

Raleigh, NC United States  
Apr 26 - 27, 2024



Schedule

🚩 Results Summary

Heat

Filters



## Event #1 3V8 (ROUND 1) Heat 1 (10:00) Official







Place	Lane	Entry	Time	Margin
1	6	Duke 3V	07:28.175	
2	5	Alabama	07:34.554	06.379
3	4	Kansas	07:47.891	19.716
4	7	Miami	07:48.619	20.444
5	3	Boston College	07:53.335	25.160
6	2	North Carolina 4V	08:11.243	43.068



1 - 6 of 6







## Event #2 3V8 (ROUND 1) Heat 2 (10:10) Official

Place	Lane	Entry	Time	Margin
1	2	 Duke 4V	07:22.376	
2	7	 Clemson	07:31.606	09.230
3	6	 Iowa	07:33.182	10.806
4	5	 North Carolina 3V	07:37.930	15.554
5	4	 Navy	07:39.176	16.800
6	3	 Louisville	07:57.838	35.462






1 - 6 of 6


## Event #3 3V8 (ROUND 1) Heat 3 (10:20) Official

Place	Lane	Entry	Time	Margin
1	6	 Tennessee	07:13.210	
2	4	 Syracuse	07:16.724	03.514
3	5	 Pennsylvania	07:19.846	06.636
4	3	 Georgetown	07:57.272	44.062

1 - 4 of 4





## Event #4 2V4 (ROUND 1) Heat 1 (10:30) Official

Place	Lane	Entry	Time	Margin
1	6	 Duke	07:58.634	
2	4	 Alabama	08:02.696	04.062
3	7	 Miami	08:16.300	17.666
4	2	 Boston College	08:24.062	25.428
5	3	 Tulsa	08:25.238	26.604

Place	Lane	Entry	Time	Margin
6	5	 Kansas	08:30.220	31.586






1 - 6 of 6

## Event #5 2V4 (ROUND 1) Heat 2 (10:40) Official

Place	Lane	Entry	Time	Margin
1	6	 Iowa	08:01.829	
2	2	 UCF	08:08.553	06.724
3	3	 North Carolina	08:16.275	14.446
4	5	 Navy	08:19.923	18.094
5	4	 Clemson	08:27.036	25.207


1 - 5 of 5






## Event #6 2V4 (ROUND 1) Heat 3 (10:50) Official

Place	Lane	Entry	Time	Margin
1	6	 Tennessee	07:36.468	
2	5	 Syracuse	07:44.554	08.086
3	2	 Washington St	08:06.154	29.686
4	3	 Georgetown	08:07.878	31.410
5	4	 Pennsylvania	08:15.120	38.652

1 - 5 of 5







## Event #7 V4 (ROUND 1) Heat 1 (11:00) Official

Place	Lane	Entry	Time	Margin
1	6	 Duke	07:43.155	

Place	Lane	Entry	Time	Margin
2	5	 Alabama	07:47.855	04.700
3	7	 Miami	08:04.151	20.996
4	3	 Tulsa	08:16.576	33.421
5	4	 Boston College	08:26.661	43.506
-	2	 Kansas	Scratch	-





1 - 6 of 6

## Event #8 V4 (ROUND 1) Heat 2 (11:10) Official



Place	Lane	Entry	Time	Margin
1	2	 UCF	07:51.371	
2	6	 Clemson	07:57.417	06.046
3	7	 Iowa	08:02.034	10.663
4	5	 North Carolina	08:05.274	13.903
5	4	 Navy	08:09.956	18.585
6	3	 Louisville	08:40.519	49.148

1 - 6 of 6

## Event #9 V4 (ROUND 1) Heat 3 (11:20) Official







Place	Lane	Entry	Time	Margin
1	6	 Tennessee	07:30.541	
2	7	 Pennsylvania	07:41.129	10.588
3	5	 Syracuse	07:44.107	13.566
4	4	 Washington St	07:55.589	25.048



Place	Lane	Entry	Time	Margin
5	3	 Boston	07:59.827	29.286
6	2	 Georgetown	08:06.964	36.423







< 1 - 6 of 6 >

## Event #10 2V8 (ROUND 1) Heat 1 (11:30) Official

Place	Lane	Entry	Time	Margin
1	6	 Duke	06:46.784	
2	5	 Alabama	06:50.276	03.492
3	7	 Miami	06:54.924	08.140
4	3	 Tulsa	07:00.487	13.703
5	2	 Boston College	07:06.224	19.440
6	4	 Kansas	07:06.990	20.206







< 1 - 6 of 6 >

## Event #11 2V8 (ROUND 1) Heat 2 (11:40) Official

Place	Lane	Entry	Time	Margin
1	4	 UCF	07:02.455	
2	6	 Iowa	07:07.153	04.698
3	2	 Louisville	07:07.338	04.883
4	5	 Clemson	07:09.707	07.252
5	7	 Navy	07:11.375	08.920
6	3	 North Carolina	07:15.944	13.489







< 1 - 6 of 6 >

## Event #12 V8 (ROUND 1) Heat 3 (11:50) Official

Place	Lane	Entry	Time	Margin
1	7	 Tennessee	06:37.341	
2	5	 Syracuse	06:46.198	08.857
3	6	 Pennsylvania	06:51.272	13.931
4	3	 Boston	07:04.872	27.531
5	4	 Washington St	07:07.303	29.962
6	2	 Georgetown	07:20.952	43.611



< 1 - 6 of 6 >



## Event #13 V8 (ROUND 1) Heat 1 (12:00) Official

Place	Lane	Entry	Time	Margin
1	6	 Duke	06:42.548	
2	5	 Alabama	06:42.936	00.388
3	7	 Miami	06:51.613	09.065
4	3	 Boston College	06:59.410	16.862
5	2	 Tulsa	07:02.273	19.725
6	4	 Kansas	07:03.362	20.814

< 1 - 6 of 6 >







## Event #14 V8 (ROUND 1) Heat 2 (12:10) Official

Place	Lane	Entry	Time	Margin
1	4	 UCF	06:47.931	
2	5	 Iowa	06:51.291	03.360

Place	Lane	Entry	Time	Margin
3	6	 Clemson	06:51.591	03.660
4	2	 Louisville	06:56.079	08.148
5	7	 Navy	06:58.814	10.883
6	3	 North Carolina	07:01.234	13.303






< 1 - 6 of 6 >

## Event #15 V8 (ROUND 1) Heat 3 (12:20) Official







Place	Lane	Entry	Time	Margin
1	5	 Tennessee	06:23.438	
2	6	 Pennsylvania	06:28.524	05.086
3	7	 Syracuse	06:30.235	06.797
4	4	 Washington St	06:41.884	18.446
5	2	 Boston	06:47.821	24.383
6	3	 Georgetown	07:01.278	37.840

< 1 - 6 of 6 >






## Event #16 3V8 (ROUND 2) Heat 1 (15:00) Official

Place	Lane	Entry	Time	Margin
1	6	 Pennsylvania	07:11.674	
2	4	 Alabama	07:23.734	12.060
3	5	 Iowa	07:31.366	19.692
4	3	 Kansas	07:37.398	25.724
5	2	 North Carolina 3V	07:46.176	34.502



## Event #17 3V8 (ROUND 2) Heat 2 (15:10) Official





Place	Lane	Entry	Time	Margin
1	7	 Tennessee	07:13.321	
2	5	 Syracuse	07:17.759	04.438
3	2	 Duke 4V	07:19.155	05.834
4	3	 Clemson	07:22.065	08.744
5	6	 Miami	07:42.619	29.298
6	4	 Boston College	07:44.791	31.470

## Event #18 3V8 (ROUND 2) Heat 3 (15:20) Official

Place	Lane	Entry	Time	Margin
1	6	 Duke 3V	07:16.390	
2	7	 Navy	07:41.656	25.266
3	5	 Georgetown	07:43.790	27.400
4	4	 Louisville	07:48.196	31.806
5	3	 North Carolina 3V	07:52.372	35.982






## Event #19 2V4 (ROUND 2) Heat 1 (15:30) Official

Place	Lane	Entry	Time	Margin
1	5	 Iowa	07:56.433	
2	7	 Alabama	07:57.179	00.746

Place	Lane	Entry	Time	Margin
3	6	 Pennsylvania	08:04.213	07.780
4	3	 North Carolina	08:15.541	19.108
5	2	 Kansas	08:21.649	25.216
6	4	 Tulsa	08:23.935	27.502






1 - 6 of 6

## Event #20 2V4 (ROUND 2) Heat 2 (15:40) Official

Place	Lane	Entry	Time	Margin
1	6	 Tennessee	07:44.008	
2	5	 Syracuse	07:48.416	04.408
3	3	 Miami	08:15.582	31.574
4	4	 Clemson	08:19.216	35.208
5	2	 Boston College	08:21.070	37.062







1 - 5 of 5

## Event #21 2V4 (ROUND 2) Heat 3 (15:50) Official

Place	Lane	Entry	Time	Margin
1	5	 Duke	07:55.302	
2	2	 UCF	08:04.834	09.532
3	3	 Georgetown	08:15.648	20.346
4	4	 Navy	08:22.022	26.720
5	6	 Washington St	08:24.774	29.472







1 - 5 of 5

## Event #22 V4 (ROUND 2) Heat 1 (16:00) Official

Place	Lane	Entry	Time	Margin
1	6	 Alabama	07:47.036	
2	7	 Pennsylvania	07:55.508	08.472
3	4	 Iowa	07:59.672	12.636
4	5	 North Carolina	08:05.842	18.806
5	3	 Kansas	08:07.818	20.782
6	2	 Tulsa	08:17.054	30.018



< 1 - 6 of 6 >





## Event #23 V4 (ROUND 2) Heat 2 (16:10) Official

Place	Lane	Entry	Time	Margin
1	6	 Tennessee	07:32.591	
2	7	 Syracuse	07:51.167	18.576
3	5	 Clemson	07:52.799	20.208
4	4	 Miami	07:58.355	25.764
5	2	 Boston	08:06.571	33.980
6	3	 Boston College	08:25.477	52.886

< 1 - 6 of 6 >







## Event #24 V4 (ROUND 2) Heat 3 (16:20) Official

Place	Lane	Entry	Time	Margin
1	6	 Duke	07:38.665	
2	4	 UCF	07:45.965	07.300

Place	Lane	Entry	Time	Margin
3	5	 Washington St	07:54.915	16.250
4	7	 Navy	07:58.177	19.512
5	3	 Georgetown	08:10.637	31.972
6	2	 Louisville	08:24.223	45.558






1 - 6 of 6


## Event #25 2V8 (ROUND 2) Heat 1 (16:30) Official

Place	Lane	Entry	Time	Margin
1	7	 Pennsylvania	06:57.505	
2	5	 Alabama	07:05.313	07.808
3	6	 Iowa	07:12.033	14.528
4	2	 Tulsa	07:12.235	14.730
5	3	 North Carolina	07:18.343	20.838
6	4	 Kansas	07:22.589	25.084

1 - 6 of 6







## Event #26 2V8 (ROUND 2) Heat 2 (16:40) Official

Place	Lane	Entry	Time	Margin
1	6	 Tennessee	06:46.693	
2	5	 Syracuse	06:57.849	11.156
3	7	 Miami	07:09.209	22.516
4	3	 Clemson	07:15.293	28.600
5	4	 Boston	07:19.039	32.346

Place	Lane	Entry	Time	Margin
6	2	 Boston College	07:29.037	42.344







< 1 - 6 of 6 >

## Event #27 2V8 (ROUND 2) Heat 3 (16:50) Official

Place	Lane	Entry	Time	Margin
1	6	 Duke	07:05.350	
2	4	 UCF	07:10.918	05.568
3	7	 Washington St	07:17.866	12.516
4	3	 Louisville	07:23.554	18.204
5	5	 Navy	07:29.802	24.452
6	2	 Georgetown	07:32.512	27.162

< 1 - 6 of 6 >







## Event #28 V8 (ROUND 2) Heat 1 (17:00) Official

Place	Lane	Entry	Time	Margin
1	7	 Pennsylvania	06:45.181	
2	6	 Alabama	06:57.933	12.752
3	3	 Tulsa	07:05.911	20.730
4	2	 Kansas	07:08.529	23.348
5	5	 Iowa	07:08.975	23.794
6	4	 North Carolina	07:16.579	31.398

< 1 - 6 of 6 >







## Event #29 V8 (ROUND 2) Heat 2 (17:10) Official



Place	Lane	Entry	Time	Margin
1	7	 Tennessee	06:40.718	
2	6	 Syracuse	06:48.152	07.434
3	5	 Miami	07:03.210	22.492
4	4	 Clemson	07:07.452	26.734
5	3	 Boston	07:08.572	27.854
6	2	 Boston College	07:11.766	31.048




1 - 6 of 6

## Event #30 V8 (ROUND 2) Heat 3 (17:20) Official

Place	Lane	Entry	Time	Margin
1	6	 Washington St	06:53.353	
2	5	 Duke	06:56.271	02.918
3	3	 UCF	07:03.441	10.088
4	2	 Louisville	07:10.393	17.040
5	7	 Navy	07:10.867	17.514
6	4	 Georgetown	07:20.377	27.024

1 - 6 of 6





## Event #31 3V8 (ROUND 3) Heat 1 (09:00) Official

Place	Lane	Entry	Time	Margin
1	3	 Duke 4V	07:06.835	
2	6	 Kansas	07:15.715	08.880
3	5	 Boston College	07:17.775	10.940

Place	Lane	Entry	Time	Margin
4	7	 Navy	07:21.089	14.254
5	2	 North Carolina 4V	07:26.675	19.840
6	4	 Louisville	07:29.747	22.912







< 1 - 6 of 6 >

## Event #32 3V8 (ROUND 3) Heat 2 (09:10) Official

Place	Lane	Entry	Time	Margin
1	5	 Tennessee	06:58.380	
2	4	 Alabama	07:03.996	05.616
3	3	 Iowa	07:13.840	15.460
4	6	 Miami	07:21.424	23.044






< 1 - 4 of 4 >

## Event #33 3V8 (ROUND 3) Heat 3 (09:20) Official

Place	Lane	Entry	Time	Margin
1	6	 Duke 3V	06:52.930	
2	5	 Syracuse	06:55.182	02.252
3	7	 Pennsylvania	06:56.006	03.076
4	4	 Clemson	07:08.518	15.588
5	3	 North Carolina 3V	07:18.616	25.686
6	2	 Georgetown	07:23.202	30.272






< 1 - 6 of 6 >

## Event #34 2V4 (ROUND 3) Heat 1 (09:30) Official

Place	Lane	Entry	Time	Margin
1	5	 UCF	07:43.313	
2	2	 Tulsa	07:53.181	09.868
3	6	 Navy	07:53.461	10.148
4	3	 Kansas	07:56.981	13.668
5	4	 Boston College	07:59.867	16.554






1 - 5 of 5


## Event #35 2V4 (ROUND 3) Heat 2 (09:40) Official

Place	Lane	Entry	Time	Margin
1	6	 Tennessee	07:25.092	
2	3	 Iowa	07:33.568	08.476
3	2	 Alabama	07:41.246	16.154
4	5	 Miami	07:49.892	24.800
5	4	 Washington St	07:55.942	30.850

1 - 5 of 5







## Event #36 2V4 (ROUND 3) Heat 3 (09:50) Official

Place	Lane	Entry	Time	Margin
1	5	 Duke	07:26.946	
2	6	 Syracuse	07:29.122	02.176
3	7	 Pennsylvania	07:44.838	17.892
4	2	 North Carolina	07:49.618	22.672
5	4	 Georgetown	07:51.154	24.208

Place	Lane	Entry	Time	Margin
6	3	 Clemson	07:57.834	30.888







< 1 - 6 of 6 >

## Event #37 V4 (ROUND 3) Heat 1 (10:00) Official

Place	Lane	Entry	Time	Margin
1	2	 UCF	07:29.152	
2	6	 Navy	07:40.582	11.430
3	7	 Kansas	07:40.630	11.478
4	5	 Tulsa	07:48.114	18.962
5	3	 Boston College	07:55.778	26.626
6	4	 Louisville	08:02.166	33.014







< 1 - 6 of 6 >

## Event #38 V4 (ROUND 3) Heat 2 (10:10) Official

Place	Lane	Entry	Time	Margin
1	6	 Tennessee	07:10.435	
2	4	 Alabama	07:26.457	16.022
3	3	 Boston	07:30.189	19.754
4	7	 Miami	07:32.425	21.990
5	2	 Iowa	07:32.903	22.468
6	5	 Washington St	07:42.329	31.894







< 1 - 6 of 6 >

## Event #39 V4 (ROUND 3) Heat 3 (10:20) Official

Place	Lane	Entry	Time	Margin
1	5	 Duke	07:16.775	
2	7	 Pennsylvania	07:22.707	05.932
3	6	 Syracuse	07:24.563	07.788
4	3	 Clemson	07:31.583	14.808
5	4	 North Carolina	07:37.959	21.184
6	2	 Georgetown	07:44.831	28.056




1 - 6 of 6




## Event #40 2V8 (ROUND 3) Heat 1 (10:30) Official

Place	Lane	Entry	Time	Margin
1	4	 UCF	06:49.558	
2	3	 Louisville	06:53.938	04.380
3	6	 Tulsa	06:55.894	06.336
4	7	 Navy	07:01.014	11.456
5	2	 Kansas	07:01.894	12.336
6	5	 Boston College	07:02.446	12.888

1 - 6 of 6







## Event #41 2V8 (ROUND 3) Heat 2 (10:40) Official

Place	Lane	Entry	Time	Margin
1	5	 Tennessee	06:29.500	
2	7	 Miami	06:47.182	17.682
3	4	 Alabama	06:51.234	21.734

Place	Lane	Entry	Time	Margin
4	2	 Iowa	06:51.846	22.346
5	3	 Boston	06:56.998	27.498
6	6	 Washington St	06:59.748	30.248







1 - 6 of 6

## Event #42 2V8 (ROUND 3) Heat 3 (10:50) Official







Place	Lane	Entry	Time	Margin
1	5	 Syracuse	06:38.592	
2	6	 Duke	06:40.272	01.680
3	7	 Pennsylvania	06:40.536	01.944
4	2	 North Carolina	06:58.414	19.822
5	4	 Clemson	07:00.946	22.354
6	3	 Georgetown	07:10.738	32.146

1 - 6 of 6







## Event #43 V8 (ROUND 3) Heat 1 (11:00) Unofficial

Place	Lane	Entry	Time	Margin
1	4	 UCF	06:43.481	
2	2	 Louisville	06:48.945	05.464
3	5	 Tulsa	06:49.081	05.600
4	3	 Boston College	06:51.433	07.952
5	6	 Navy	06:52.817	09.336
6	7	 Kansas	06:56.309	12.828

## Event #44 V8 (ROUND 3) Heat 2 (11:10) Official

Place	Lane	Entry	Time	Margin
1	6	 Tennessee	06:26.432	
2	7	 Washington St	06:40.258	13.826
3	5	 Miami	06:42.570	16.138
4	3	 Alabama	06:42.748	16.316
5	2	 Iowa	06:47.256	20.824
6	4	 Boston	06:47.478	21.046

## Event #45 V8 (ROUND 3) Heat 3 (11:20) Official

Place	Lane	Entry	Time	Margin
1	7	 Syracuse	06:28.789	
2	5	 Pennsylvania	06:30.969	02.180
3	6	 Duke	06:36.569	07.780
4	4	 Clemson	06:49.373	20.584
5	3	 North Carolina	06:54.125	25.336
6	2	 Georgetown	07:01.523	32.734

## Company

738 Main Street, #452  
Waltham, MA 02451-0616 USA  
info@regattatiming.com

## Links

[Home](#)  
[Regattas](#)  
[Results](#)

## Info

[About](#)  
[Contact](#)  
[Privacy Policy](#)

© 2004-2024 Regatta Timing