



# WICHITA STATE BASEBALL

at #14 Oklahoma State/Kansas (O'Brate Stadium/Hoglund Ballpark) // April 30-May 1

@GoShockersBSB

## 2024 Schedule/Results (22-23 Overall, 8-10 American)

2/16	at Little Rock.....	W, 18-5
2/17	at Little Rock.....	W, 14-0
2/18	at Little Rock.....	L, 5-4
2/23	#14 Virginia% .....	L, 5-4 (10)
2/24	Auburn% .....	L, 19-8 (7)
2/25	#18 Iowa% .....	W, 12-6
2/28	at Oral Roberts.....	W, 3-1
3/1	<b>Utah Tech.....</b>	<b>W, 8-0</b>
3/2	<b>Utah Tech.....</b>	<b>W, 4-1</b>
3/3	<b>Utah Tech.....</b>	<b>W, 5-0</b>
3/5	at Oklahoma.....	L, 5-3
3/8	<b>Long Beach State .....</b>	<b>W, 4-1</b>
3/9	<b>Long Beach State .....</b>	<b>L, 8-4</b>
3/10	<b>Long Beach State .....</b>	<b>W, 8-2</b>
3/12	<b>Nebraska .....</b>	<b>L, 8-6</b>
3/13	<b>Nebraska .....</b>	<b>W, 9-3</b>
3/15	<b>Gonzaga .....</b>	<b>W, 10-6</b>
3/16	<b>Gonzaga .....</b>	<b>W, 10-5</b>
3/17	<b>Gonzaga .....</b>	<b>W, 4-3</b>
3/19	<b>Kansas State .....</b>	<b>L, 8-6</b>
3/22	at UAB*.....	L, 5-3
3/23	at UAB*.....	W, 9-2
3/24	at UAB*.....	W, 9-1
3/26	<b>Oklahoma State .....</b>	<b>L, 3-0</b>
3/28	<b>Rice* .....</b>	<b>W, 7-5</b>
3/29	<b>Rice* .....</b>	<b>W, 10-3</b>
3/30	<b>Rice* .....</b>	<b>W, 15-3 (7)</b>
4/2	<b>Oklahoma .....</b>	<b>L, 11-2</b>
4/3	<b>Kansas.....</b>	<b>W, 7-6</b>
4/5	at South Florida* .....	L, 7-3
4/6	at South Florida* .....	L, 8-7
4/7	at South Florida* .....	L, 3-2 (10)
4/9	#21 Oklahoma State^.....	L, 9-5
4/10	at Kansas State* .....	L, 6-3
4/12	<b>Florida Atlantic* .....</b>	<b>L, 4-2</b>
4/13	<b>Florida Atlantic* .....</b>	<b>W, 14-9</b>
4/14	<b>Florida Atlantic* .....</b>	<b>W, 10-5 (8)</b>
4/17	<b>Oral Roberts.....</b>	<b>L, 8-3</b>
4/19	at #9 East Carolina* .....	L, 6-4
4/20	at #9 East Carolina* .....	L, 11-7
4/21	at #9 East Carolina* .....	L, 11-4
4/23	at #18 Oklahoma .....	L, 3-1
4/26	<b>Tulane* .....</b>	<b>L, 13-8</b>
4/27	<b>Tulane* .....</b>	<b>W, 6-3 (7)</b>
4/28	<b>Tulane* .....</b>	<b>L, 10-4</b>
4/30	at #14 Oklahoma State .....	6:00 PM
5/1	at Kansas .....	6:00 PM
5/3	at UTSA* .....	6:00 PM
5/4	at UTSA* .....	2:00 PM
5/5	at UTSA* .....	1:00 PM
5/10	<b>Charlotte* .....</b>	<b>6:00 PM</b>
5/11	<b>Charlotte* .....</b>	<b>2:00 PM</b>
5/12	<b>Charlotte* .....</b>	<b>1:00 PM</b>
5/16	at Memphis* .....	6:00 PM
5/17	at Memphis* .....	6:00 PM
5/18	at Memphis* .....	1:00 PM
5/21-26	AAC Championship .....	TBA

% = Jax College Baseball Classic in Jacksonville, Florida

\* = American Athletic Conference game

^ = Game played at Riverfront Stadium in Wichita, Kansas

# = American Athletic Conference Championship in Clearwater, Florida

Home games in **bold** played at Eck Stadium, Home of Tyler Field

All times are CENTRAL

**SCENE SETTER:** Wichita State hits the road for their final two midweek games of the season, traveling to Stillwater on Tuesday night to battle #14 Oklahoma State and Lawrence on Wednesday for an in-state showdown with Kansas. The Shockers head into the week with a 22-23 overall record having dropped 13 of their last 16 games, including eight straight road contests. Wichita State is 16-9 at Eck Stadium this season but just 6-14 in road and neutral games. WSU went 1-2 over the weekend against Tulane, falling 13-8 on Friday before splitting a Sunday doubleheader. The Shockers are coming off a 30-25 season in 2023 that included a 13-10 mark in American Athletic Conference play, good for third place in the final conference standings. Wichita State is hunting their first appearance in the NCAA tournament since the 2013 season, a regional bid that was later vacated by the NCAA.

**SHOCKER BASEBALL ON THE RADIO AND ESPN PLUS:** KFH 97.5 FM/1240 AM will once again serve as the radio home for Wichita State baseball broadcasts in 2024. "The Voice of the Shockers" and Pizza Hut Shocker Sports Hall of Famer Mike Kennedy will have the call against the Cowboys and Jayhawks with Denning Gerig joining the broadcasts as color commentator. The games will also be streamed live on ESPN+. Live audio, in addition to live statistics, will be available at GoShockers.com/listen and ShockerStats.com.

**OKLAHOMA STATE SERIES HISTORY:** The Shockers and Cowboys meet for the 107th time on Tuesday, with Oklahoma State holding a 68-38 lead in the all-time series. The Cowboys have won 14 of the last 17 meetings, including a 3-0 decision at Eck Stadium on March 26 and a 9-5 win at Riverfront Stadium on April 9. Prior to the WSU program's rebirth in 1978, the Shockers were just 2-25 against the Cowboys. The two programs have battled 15 times in NCAA postseason play, including a pair of matchups in the College World Series. Wichita State defeated the Cowboys in Omaha in 1982 and 1993.

**SCOUTING OKLAHOMA STATE:** The Cowboys enter play on Tuesday at 30-14 overall and 14-7 in Big 12 play, good for a second-place tie in the conference standings. Oklahoma State swept a three-game series against BYU at O'Brate Stadium, besting the Cougars once on Thursday and twice on Friday. The Cowboys five-game winning streak has vaulted them up to #14 in the D1Baseball Top 25. Former Shocker pitcher Robert Cranz leads the Cowboys in appearances with 22 and owns a 1.51 ERA. The Cowboys pitching staff has compiled a 4.37 ERA, good for 24th nationally, with a strikeout-to-walk ratio of 3.29:1 that ranks fourth. Two-way talent Carson Bengé is a projected first round pick, hitting .318 with 11 homers and a 2.84 ERA. Head coach Josh Holliday is 433-233-2 in 12 seasons at his alma mater.

**KANSAS SERIES HISTORY:** The Shockers and Jayhawks have met 88 times, with Wichita State holding 52-36 lead in the all-time series. After Kansas won both games in the season series last season, the Shockers will look to return the favor on Wednesday on the heels of a 7-6, walk-off win against the Jayhawks on April 3. Seth Stroh and Camden Johnson hit eighth inning solo homers to erase a late deficit and Mauricio Millan provided the heroics with a walk-off single in the ninth. From 2013-2016, Kansas won seven consecutive games in the series and Wichita State put together a six-game winning streak from 2017-2022.

**SCOUTING KANSAS:** The Jayhawks check in to play on Wednesday at 25-15 overall and 12-9 in the Big 12 after sweeping Texas Tech at home over the weekend. Kansas is hitting .303 as a team and ranks fifth in the nation with 2.60 doubles per game, led by Kodey Shojinaga's 16 two-baggers. Weekend starters Reese Dutton and Dominic Voegelé have combined for 13 wins. Closer Hunter Cranton spearheads

## Probable Starting Pitchers

### Wichita State

	Name	L/R	Yr.	Hometown	2024 Stats
GM 1	Daniel Zang	RHP	So.	Prior Lake, Minn.	2-3, 5.67 ERA, 27.0 IP, 12 H, 18 R, 17 ER, 31 K, 26 BB
GM 2	TBA				

### Oklahoma State/Kansas

	Name	B/T	Yr.	Hometown	2024 Stats
GM 1	TBA				
GM 2	TBA				

## 2024 American Standings

Team	Conference		Overall		
	W-L	Pct.	W-L	Pct.	Str
East Carolina	14-4	.778	35-8	.814	W8
UTSA	12-6	.667	25-18	.581	W1
Tulane	9-9	.500	24-20	.545	W1
Florida Atlantic	9-9	.500	22-19	.537	W1
Charlotte	9-9	.500	20-24	.455	L1
South Florida	8-10	.444	22-21	.512	L1
<b>Wichita State</b>	<b>8-10</b>	<b>.444</b>	<b>22-23</b>	<b>.489</b>	<b>L1</b>
Rice	8-10	.444	17-26	.395	L1
UAB	7-11	.389	20-22	.476	W1
Memphis	6-12	.333	18-26	.409	L8

## 2024 Preseason Poll

Team	Points (1st place votes)
1. East Carolina	81 (9)
2. Charlotte	67
3. UTSA	64
4. Florida Atlantic	54
5. South Florida	47 (1)
6. Memphis	35
<b>7. Wichita State</b>	<b>34</b>
8. Rice	29
9. Tulane	25
10. UAB	14

## 2024 Statistics

Team Batting	Avg.
1. East Carolina	.317
2. UTSA	.312
3. South Florida	.292
<b>4. Wichita State</b>	<b>.285</b>
5. Tulane	.282
6. Charlotte	.257
7. Memphis	.256
8. Florida Atlantic	.253
9. UAB	.247
10. Rice	.244

Team Pitching	ERA
1. East Carolina	3.52
2. Florida Atlantic	4.50
3. Rice	4.89
<b>4. Wichita State</b>	<b>5.05</b>
5. Tulane	5.34
6. UTSA	5.44
7. UAB	5.58
8. South Florida	6.10
9. Charlotte	6.20
10. Memphis	6.64

Team Fielding	Pct.
1. East Carolina	.979
2. Tulane	.975
3. Rice	.972
4. UTSA	.971
5. South Florida	.970
<b>6. Wichita State</b>	<b>.970</b>
7. Florida Atlantic	.970
8. Charlotte	.969
9. UAB	.967
10. Memphis	.965

the bullpen with a 2.04 ERA and four saves. Head coach Dan Fitzgerald is in his second season with the Jayhawks and previously spent nine seasons as an assistant at Dallas Baptist, a former Missouri Valley Conference foe. Former Wichita State volunteer assistant coach Jon Coyne is a member of Fitzgerald's staff.

**ROGERS REJUVENATION:** After homering in Wichita State's midweek game at Oklahoma on Tuesday, Jordan Rogers homered in each end of the doubleheader on Sunday against Tulane. Rogers had hit just one home run in his first two seasons combined but has already launched eight round-trippers in 2024. This week's power surge follows a 24-game homerless drought for Rogers, who launched five round-trippers in his first 16 games to open the season.

**PUMPING THE BRAKES:** Derek Williams stole second base in the second game of Sunday's doubleheader against Tulane, a rare occurrence for Wichita State in 2024. The Shockers have stolen just 25 bases in 29 attempts on the season, ranking 261st nationally, and have not had a game yet this season with more than two steals. WSU attempted only two steals in total over the last eight games, both of which were successful.

**KEEP IT IN THE YARD:** For much of the season, Wichita State pitchers ranked among the national leaders in preventing home runs, but a recent stretch has seen opposing fly balls leaving the yard at a much higher rate. The Shockers have given up 17 home runs in the last 11 games, including a season-high four on Friday night against Tulane and three on two other occasions (4/13 vs. Florida Atlantic, 4/20 at East Carolina).

**SLAM SHARING:** Dayvin Johnson launched Wichita State's fourth grand slam of the season in game one of last Saturday's doubleheader at East Carolina, matching the Shockers total from last season. All four of WSU's slams have come from different players (Seth Stroh - March 13 vs. Nebraska, Jordan Rogers - March 15 vs. Gonzaga, Derek Williams - April 14 vs. Florida Atlantic). The Shockers had chances to add to their slam total this week but went a combined 0-for-7 with the bases loaded.

**WALK IT OFF:** Mauricio Millan's two-out RBI single in the bottom of the ninth against Kansas on April 4 delivered the first walk-off win of the season for Wichita State. The Shockers did not have a true walk-off win (not counting run-rule victories) in the entirety of the 2023 season, and their last such victory also came against Kansas when Garrett Kocis blasted a walk-off, two-run homer on March 23, 2022.

**INNINGS EATER:** Friday starter Caden Favors entered the 2024 season with a single-game career high of 5.0 innings, coming in a 2023 midweek start against Oklahoma. As the front man in the Wichita State weekend rotation this season, Favors has evolved into a durable starter, logging at least 5.2 innings in each of his 11 starts and 7.0 innings or more in four of them. The southpaw has walked just six batters combined over his last five starts.

**POWER OF THE PLUNK:** Wichita State has tied a program record three times this season with six hit by pitches in a single game. The Shockers lead the conference and rank 11th nationally with 92 hit by pitches; Jordan Rogers (18), Mauricio Millan (16) and Derek Williams (15) rank 1-2-3 on the conference leaderboard. Rogers is 21st in the nation individually and has moved into third in program history with 31 career HBP.

**GREENER PASTURES:** Brian Green was named the fifth head coach in the modern era of Wichita State baseball on June 5, 2023, replacing interim head coach Loren Hibbs. Green comes to Wichita State after four seasons at the helm of Washington State, where he guided the Cougars to four straight seasons above .500, the first such stretch of success for the Cougars since 2006-10. Green went 91-79 overall in Pullman, including a 29-win season in 2023 that matched the most wins for Washington State since 2010. Prior to his tenure with Wazzu, Green revitalized the program at his alma mater New Mexico State, taking the Aggies from 11 wins in 2015 to 40 in 2018. In 10 total seasons as a head coach, Green owns a career record of 271-224-1, good for a .547 winning percentage.

**ROSTER REVAMP:** It is a new-look Wichita State roster in 2024, as only 11 players return from the 2023 club. AAC Player of the Year Brock Rodden was drafted in the 5th Round by the Seattle Mariners, senior Sawyre Thornhill exhausted his eligibility, and the remaining 23 players transferred. 17 of those 23 ended up at another Division I institution. Catcher Mauricio Millan (54 starts), outfielder Seth Stroh (32 starts) and utilitymen Jordan Rogers (10 starts) and Will Stark (10 starts in 2022) lead the returners in experience, while Caden Favors (21 appearances) and Matt Wilkinson (18 appearances) are the senior members of the pitching staff.

**JUCO BANDITS:** Following the 25 departures from the 2023 club, head coach Brian Green turned to the junior college ranks to form his first roster with the Shockers. Wichita State has 14 newcomers who played at the NJCAA level a year ago: pitchers Mason Munz, Gavin Oswald, Caleb Anderson, Daniel Zang, Hunter Holmes, Peyton Walters and Jack Mount (7) and position players Brayden Luikart, Dayvin Johnson, Logan Kreske, Ryan Callahan, Derek Williams, Josh Livingston and Sammy Harris (7).

**TRADITION OF EXCELLENCE:** With a program record of 2,332 wins, 1,270 losses and nine ties, Wichita State ranks in the top ten of all college baseball programs with a .648 winning percentage. The Shockers have won 20 regular season conference championships and 18 conference tournament championships, earning a trip to Omaha for the College World Series on seven different occasions. WSU claimed the 1989 national championship and finished as national runner-up in 1982, 1991 and 1993.

## Wichita State Quick Facts

**Name:** Wichita State University  
**City/Zip:** Wichita, KS 67260 (pop. 395, 699)  
**Founded:** 1895  
**Enrollment:** 16,921  
**Nickname:** Shockers  
**Colors:** Black and Yellow  
**Home Field:** Eck Stadium-Home of Tyler Field (8,153)  
**Surface/Lights:** Major Play turf/Lights  
**Dimensions:** LF 330-390-330 RF  
**Affiliation:** NCAA Division I  
**Conference:** American Athletic Conference  
**President:** Dr. Richard Muma  
**Athletic Director:** Kevin Saal  
**Athletic Dept. Phone:** (316) 978-3251  
**Ticket Office Phone:** (316) 978-FANS (3267)

## History

**First Year of Baseball:** 1899  
**All-Time Record:** 2332-1270-9  
**Years in College World Series:** 7  
**Years in NCAA Regionals:** 27  
**Last NCAA Tournament:** 2009  
**Finish:** Norman Regional qualifier  
**Last Opponent:** Washington State (lost 3-2)

## Team Info

**Head Coach:** Brian Green - #2  
**Record at WSU:** 22-23 (first season)  
**Career Record:** 271-224-1  
**Office Phone:** (316) 978-3636  
**Catching Coach/Recruiting Coordinator:** Clay Overcash - #5  
**Pitching Coach:** Anthony Claggett - #34  
**Hitting/Outfield Coach:** Anthony Miller - #40  
**Director of Operations/Video/Analytics:** Tad Reid  
**2023 Record:** 30-25, 13-10 American (3rd)

## Strategic Communications

**Baseball SID:** Denning Gerig (Wichita State, 2016)  
**Cell Phone:** (316) 300-6540  
**E-mail:** dgerig@goshockers.com  
**Office Phone:** (316) 978-5499  
**Website:** www.GoShockers.com  
**Physical/Mailing Address:**  
 1845 Fairmount St  
 Wichita, KS 67260  
**Baseball Stadium Address:**  
 4100 E 21st St N  
 Wichita, KS 67208

## 2024 Wichita State Baseball Roster

No.	Name	Pos.	B/T	Ht.	Wt.	Cls.	Hometown / Previous School
1	Will Stark	INF/OF	L/R	5-11	170	R-Fr.	Katy, Texas / Obra D. Tompkins HS
3	Lane Bledsoe	LHP	L/L	6-3	200	Fr.	Bristow, Okla. / Bristow HS
4	Mauricio Millan	C	R/R	5-11	190	Jr.*	El Paso, Texas / El Paso CC
6	Brayden Luikart	OF	L/L	6-0	200	R-So.	St. Joseph, Missouri / Johnson County CC
7	Alex Birge	C	L/R	6-0	215	R-So.	Olathe, Kan. / Olathe West HS
8	Eric Fettinger	RHP	R/R	6-4	200	R-Jr.	Fishers, Ind. / Western Illinois
9	Dayvin Johnson	OF	L/L	6-0	180	Sr.	Gardner, Kan. / Crowder College
12	Logan Kreske	C	R/R	6-2	215	Sr.	Glenview, Ill. / Coastal Alabama CC
13	Ronald Zayas	RHP	R/R	6-1	220	Sr.*	Miami, Fla. / Middle Georgia State College
14	Jake Rice	INF	L/R	6-0	180	Fr.	Lee's Summit, Mo. / Lee's Summit North HS
15	Ryan Callahan	INF/OF	L/R	6-2	205	R-Jr.	Overland Park, Kan. / Johnson County CC
16	Michael Mulhollon	LHP	R/L	6-4	210	So.	Lake Geneva, Wis. / Westosha Central HS
17	Caden Favors	LHP	R/L	6-3	205	Sr.	Midwest City, Okla. / Seminole State
18	Jordan Rogers	INF/OF	R/R	6-0	200	R-Jr.	Robinson, Texas / Robinson HS
19	Holden Pantier	INF	R/R	6-1	195	Fr.	Erie, Colo. / Erie HS
21	Jaden Gustafson	OF	L/L	6-3	215	So.	Wichita, Kan. / Maize HS
22	Mason Munz	RHP	R/R	6-3	195	Jr.	Kingman, Kan. / Cloud County CC
23	Seth Stroh	OF	L/R	6-4	250	Sr.	Kearney, Neb. / Kearney HS College
25	Gavin Oswald	LHP	L/L	6-6	270	Jr.	Wildwood, Mo. / Mineral Area CC
26	Derek Williams	INF/OF	R/R	6-0	210	Jr.	St. Louis, Mo. / Florida SouthWestern
27	Caleb Anderson	RHP	R/R	6-0	205	So.	Springdale, Ark. / Johnson County CC
28	Daniel Zang	RHP	R/R	6-2	180	So.	Prior Lake, Minn. / Dakota County Technical Coll.
29	Hunter Holmes	LHP	L/L	6-4	200	Jr.	Corona, Calif. / Mt. San Antonio College
30	Gannon Snyder	INF	R/R	6-2	215	Fr.	St. Louis, Mo. / Parkway West HS
31	Nate Adler	RHP	R/R	6-3	225	Sr.	Andover, Kan. / Butler CC
32	Peyton Walters	RHP	R/R	6-1	185	Jr.	Garden City, Kan. / Garden City CC
33	Jeremiah Arnett	RHP	R/R	6-4	215	Fr.	Waco, Texas / Waco Midway HS
35	Drew Iverson	LHP	L/L	6-4	220	Fr.	Plattsmouth, Neb. / Plattsmouth HS
36	Camden Johnson	INF	L/R	6-0	175	Fr.	Boerne, Texas / Boerne HS
38	Tyler Dobbs	LHP	L/L	6-3	190	Fr.	Lewisville, Texas / Hebron HS
39	Colton Vercoe	RHP	R/R	6-5	210	R-So.	San Tan Valley, Ariz. / Mesa CC
42	Lane Haworth	OF	L/L	5-10	190	Fr.	Lewisville, Texas / Hebron HS
43	Ryan Geraghty	RHP	R/R	6-1	210	Fr.	Mundelein, Ill. / Mundelein HS
44	Brady Hamilton	RHP	R/R	6-2	195	Fr.	Edmond, Okla. / Deer Creek HS
45	Josh Livingston	INF	L/R	6-0	215	Jr.	Prosper, Texas / Crowder College
46	Matt Wilkinson	RHP	R/R	6-2	195	Sr.	Cottage Grove, Minn. / Iowa Central CC
47	Trevor Lee	RHP	R/R	6-5	230	Fr.	Woodbury, Minn. / East Ridge HS
48	Jack Mount	RHP	R/R	6-2	190	Jr.	Val-des-Monts, Quebec / Cloud County CC
49	Tommy LaPour	RHP	R/R	6-4	230	Fr.	Blue Springs, Mo. / Blue Springs South HS
50	Kam Durnin	INF	R/R	6-0	195	Fr.	Camdenton, Mo. / Camdenton HS
51	Luke Agnew	RHP	R/R	6-3	215	Fr.	Greenfield, Wis. / Marquette University HS
53	Darnell Parker Jr.	INF	R/R	6-1	195	Fr.	Carrolton, Va. / Nansemond River HS
	Sammy Harris	INF	L/R	6-1	185	Jr.	Wylie, Texas / Northern Oklahoma College-Enid
	Ben Leikam	LHP	L/L	6-2	200	Fr.	Parker, Colo. / Valor Christian HS
	AJ Rasmussen	RHP	R/R	6-0	185	Fr.	Delano, Minn. / Delano HS

\*indicates extra year of eligibility due to COVID-19 pandemic

### Coaching Staff

Head Coach	Brian Green (#2)
Pitching Coach	Anthony Claggett (#34)
Catching Coach/Recruiting Coordinator	Clay Overcash (#5)
Outfield/Hitting Coach	Anthony Miller (#40)
Director of Operations	Tad Reid (#11)
Head Athletic Trainer	Arin Ver Hagen

### Pronunciation Guide

4	Mauricio MILLAN	(me - YAWN)	16	Michael MULHOLLON	(MULL - haul - on)
6	Brayden LUIKART	(LOO - cart)	21	Jaden GUSTAFSON	(GUS - tuff - son)
7	Alex BIRGE	(rhymes with merge)	23	Seth STROH	(stroe)
8	Eric FETTINGER	(FETT - ing - ger)	42	Lane HAWORTH	(HAY - worth)
12	Logan KRESKE	(CRESK - ee)	43	Ryan GERAGHTY	(GARE - uh - tee)
13	Ronald ZAYAS	(ZYE - as)		Tad REIDA	(RAY - duh)



# Brian Green

# 2

**Head Coach  
First Season**

A veteran leader with nine seasons of head coaching experience, Brian Green was named the fifth head coach in the modern era of Wichita State baseball on June 7, 2023.

Green comes to Wichita State after four seasons at the helm of Washington State, where he improved the Cougars win total in each of his four campaigns. Inheriting a program that won 11 games in 2019, Green guided Washington State to four straight seasons above .500, the first such stretch of success for the Cougars since 2006-10.

Green went 91-79 overall in his four seasons in Pullman, including a 29-win season in 2023 that matched the most wins for Washington State since 2010.

Prior to his tenure with Wazzu, Green revitalized the program at his alma mater New Mexico State, authoring college baseball's biggest turnaround in 2016. Following an 11-38-1 mark in his first year with the Aggies, Green led New Mexico State to a 34-23 record the following season, a 23-win improvement. He followed up the impressive turnaround with a 35-20 season in 2017, then engineered a historic 2018 campaign. The Aggies finished 40-22 and claimed their first WAC tournament title, advancing to the NCAA Regionals for the first time since 2012. Green went 38-17 in his final season in Las Cruces, posting the best winning percentage for NMSU in a decade.

In nine total seasons as a head coach, Green owns a career record of 249-201-1, good for a .553 winning percentage. Green has appeared in seven NCAA Regionals as a head coach or assistant coach at the Division I level.

Prior to his two head coaching stints, Green has served as an assistant coach at Kentucky [2009-14] and UCLA [2005-08], in addition to previous coaching roles at Hawaii, Oregon State, San Diego, Chapman University, Cal Poly-Pomona, and Riverside City College.

Green, a native of Temecula, Calif., graduated from New Mexico State with a degree in business management in 1995 and earned his master's degree in education from National University in 1997. He played collegiately at Riverside City College, Chapman University, and New Mexico State.

Green is married to the former Becki Francis and they have two daughters, Emily and Zoe.





# Anthony Claggett

# 34

## Pitching Coach First Season

Claggett is in his first season at Wichita State after joining the Shockers on June 20, 2023. He has worked alongside head coach Brian Green as Green's pitching coach for each of the last six seasons, four at Washington State and two at New Mexico State.

While with the Cougars, Claggett oversaw a staff that established a new program record for strikeouts in each of the last two seasons, capped off by 518 punchouts in 2023. Washington State ranked 17th nationally with 10.3 strikeouts per nine innings and 15th nationally with a 2.76:1 strikeout-to-walk ratio. Cougar pitchers issued 3.72 walks per nine innings, the 35th-best rate in the country. Over his three full seasons in Pullman, Claggett's pitching staffs recorded more strikeouts and fewer walks each season.

Claggett joined the Washington State program in 2020, inheriting a pitching staff coming off a 7.20 ERA the year prior. In the COVID-shortened 2020 campaign he helped slice more than three full runs off the team ERA to 3.94, kick-starting a run of four straight seasons above .500, the first such stretch of success for the Cougars since 2006-10.

In two seasons at New Mexico State, Claggett helped the Aggies to an NCAA regional appearance in 2018 behind a pitching staff that featured a trio of all-conference arms and recorded a school-record 537 strikeouts. Left-hander Jonathan Groff was named WAC Pitcher of the Year, becoming the first Aggies hurler in program history to claim conference Pitcher of the Year honors. Righty Kyle Bradish became the highest-drafted pitcher in program history when he was selected in the 4th round of the

MLB draft by the Baltimore Orioles, where he is currently a member of their starting rotation.

Prior to New Mexico State, Claggett spent time on the coaching staffs at San Jose State, Riverside Community College and College of the Desert, plus one season in professional baseball with the independent New Jersey Jackals.

As a player, Claggett made three appearances at the major league level in 2009 with the New York Yankees and Pittsburgh Pirates as part of an 11-year professional career. He was an 11th round draft pick by the Detroit Tigers out of UC Riverside, where he was both a pitcher and infielder.





# Clay Overcash 5

## Catching Coach/Recruiting Coordinator First Season

Overcash is in his first season at Wichita State after joining the Shockers on June 20, 2023. He joins the Shockers after six seasons in the same role at Oklahoma, where he helped the Sooners to the College World Series finals in 2022 and two other NCAA tournament appearances in 2018 and 2023.

During his time in Oklahoma, Overcash and the Sooners compiled a .591 winning percentage [189-131], highlighted by eight postseason victories. Overcash was largely responsible for the recruitment and development of 31 MLB draft picks since 2018, including 11 Sooners in the 2022 draft alone.

Overcash consistently produced elite recruiting classes while with the Sooners, ranking 13th in the country in 2021 and 22nd the following year according to Perfect Game. In his most recent class this past season, Overcash helped sign 14 players, six of which ranked among the top 25 in their respective states. All 12 of the high school signees ranked in Perfect Game's top 500 players in the country.

That recruiting philosophy paid dividends on the diamond with an offense built around patience and athleticism. In 2023, Oklahoma ranked 11th nationally in walks [350] and 19th nationally in stolen bases [114], following up on top-five marks in both categories a year prior.

Over the course of his time in Norman, Overcash developed a pair of Sooner backstops into fourth round MLB draft picks; Brady Lindsly in 2020 and Jimmy Crooks in 2022. This past season, Oklahoma catcher Easton Carmichael was named to the Big 12 All-Freshman team.

Prior to arriving in Norman, Overcash served 18 years as a Midwest area scout for the Chicago White Sox and was involved with the Area Code Games as a part of the Midwest Scout Team. A native of Charlotte, North Carolina, Overcash was also a co-founder of The Sandlot Sox Organization, a Tulsa-based youth baseball organization that produced 64 MLB draft picks from 2005 until its closing in 2017.

Overcash played collegiately at Middle Georgia Junior College and USC Upstate, earning All-District honors in 1990. He began his coaching career with stints as an assistant at UNC Asheville and Armstrong State, later moving to Tulsa where Overcash coached high school baseball before joining the White Sox.





# Anthony Miller

# 40

## Hitting/Outfield Coach First Season

Miller is in his first season at Wichita State after joining the Shockers on June 20, 2023. He comes to Wichita after four seasons as an assistant coach at the NJCAA level, most recently in his second stint at Johnson County Community College.

This past season, Miller and the Cavaliers reached the NJCAA D1 World Series for the third time in program history and the first time since 2014. JCCC went 56-10, including a 30-3 mark in Kansas Jayhawk Community College Conference play. 14 Cavaliers were named to the All-KJCCC East Division Team, including conference Pitcher of the Year Luc Fladda and Co-Freshman of the Year Dagen Brewer.

Johnson County finished second in the country with a .364 team batting average, fourth with a .466 on-base percentage, and sixth with 597 runs scored. As a team, the Cavaliers drew nearly as many walks [336] as they had strikeouts [346]. The Cavaliers team fielding percentage of .976 was the second-best mark in NJCAA Division 1.

Miller returned to JCCC after two seasons as a volunteer coach at McLennan Community College in Waco, Texas under current Baylor head coach Mitch Thompson. Miller helped the Highlanders to consecutive NJCAA World Series appearances, highlighted by a national championship in 2021. During his time in Waco, Miller and McLennan compiled a 97-29 overall record [.770 winning percentage], four NJCAA All-Americans and three MLB draft picks.

A former All-American as a player at JCCC, Miller returned to his alma mater to begin his coaching career in 2020.

The Cavaliers were 20-3 with a top-10 national ranking before the season was canceled due to COVID-19.

All told in four seasons as an assistant, Miller's teams have combined for a record of 173-42, good for a winning percentage of .805.

As a player with the Cavaliers, Miller was a Second Team NJCAA All-American as a sophomore in 2015, hitting .443 with a school-record 26 home runs. He was drafted by Cleveland in the 18th round, where he played five seasons in their minor league system. Miller ultimately reached Double-A in 2019, and finished his professional playing career with 25 home runs and 117 RBI in 310 career games.





**2024 Wichita State Baseball  
Overall Statistics for Wichita State (as of Apr 29, 2024)  
(All games Sorted by Batting avg)**



Record: 22-23 Home: 16-10 Away: 5-11 Neutral: 1-2 American: 8-10

Player	avg	gp-gs	ab	r	h	2b	3b	hr	rbi	tb	slg%	bb	hp	so	gdp	ob%	sf	sh	sb-att	po	a	e	fld%	
26 Williams, Derek	.333	42-38	144	30	48	9	1	12	34	95	.660	12	15	40	2	.436	1	0	3-3	45	1	1	.979	
4 Millan, Mauricio	.316	44-41	155	25	49	7	0	2	28	62	.400	12	16	22	7	.418	1	4	0-0	330	24	2	.994	
18 Rogers, Jordan	.310	44-41	155	41	48	7	2	8	29	83	.535	13	18	42	2	.425	0	2	3-4	69	111	5	.973	
36 Johnson, Camden	.309	44-44	178	29	55	10	1	1	24	70	.393	15	4	27	2	.370	3	7	6-6	33	70	3	.972	
9 Johnson, Dayvin	.304	45-44	171	38	52	14	0	6	29	84	.491	25	4	48	2	.405	0	0	6-7	97	2	3	.971	
21 Gustafson, Jaden	.294	37-32	126	23	37	11	2	0	22	52	.413	11	3	25	3	.364	0	2	1-1	14	0	0	1.000	
15 Callahan, Ryan	.281	35-31	114	20	32	9	0	1	8	44	.386	9	6	27	3	.362	1	4	0-0	242	5	2	.992	
50 Durnin, Kam	.241	40-34	116	20	28	9	1	3	15	48	.414	12	7	32	2	.343	2	0	1-1	46	95	8	.946	
23 Stroh, Seth	.222	35-26	99	18	22	2	2	6	34	46	.465	4	5	39	2	.282	2	0	3-3	54	5	0	1.000	
-----																								
42 Haworth, Lane	.333	21-15	66	14	22	7	0	1	8	32	.485	7	1	12	0	.405	0	1	1-3	23	0	0	1.000	
30 Snyder, Gannon	.300	20-8	30	2	9	3	0	0	2	12	.400	1	0	7	0	.313	1	2	0-0	40	2	2	.955	
6 Luikart, Brayden	.217	10-8	23	4	5	0	0	0	3	5	.217	5	2	4	0	.387	1	0	0-0	11	0	2	.846	
45 Livingston, Josh	.209	18-11	43	9	9	2	0	5	16	26	.605	5	3	15	4	.321	2	0	0-0	1	2	1	.750	
53 Parker Jr., Darnell	.182	16-12	33	4	6	2	0	1	7	11	.333	3	3	15	0	.293	2	3	0-0	11	34	6	.882	
7 Birge, Alex	.176	20-19	51	9	9	1	0	0	4	10	.196	10	5	21	1	.364	0	3	0-0	128	15	1	.993	
1 Stark, Will	.000	11-1	6	3	0	0	0	0	0	0	.000	4	0	3	0	.400	0	0	1-1	6	1	0	1.000	
12 Kreske, Logan	.000	2-0	2	0	0	0	0	0	0	0	.000	0	0	2	0	.000	0	0	0-0	1	0	0	1.000	
Totals	.285	45	1512	289	431	93	9	46	263	680	.450	148	92	381	30	.380	16	28	25-29	1165	417	49	.970	
Opponents	.254	45	1483	246	376	67	7	37	229	568	.383	199	49	380	21	.357	17	23	33-44	1155	413	38	.976	

LOB - Team (353), Opp (360). DPs turned - Team (30), Opp (36). CI - Team (0), Opp (1). IBB - Team (1), Johnson, D. 1, Opp (1).Picked off - Parker Jr. 1, Durnin 1.

**(All games Sorted by Earned run avg)**

Player	era	w-l	app	gs	cg	sho	sv	ip	h	r	er	bb	so	2b	3b	hr	b/avg	wp	hp	bk	sfa	sha
17 Favors, Caden	3.67	6-4	12	11	1	1/0	0	73.2	76	35	30	16	82	13	2	6	.261	5	3	1	1	4
38 Dobbs, Tyler	4.44	5-4	17	8	0	0/0	0	48.2	42	26	24	23	40	7	0	3	.237	1	4	0	3	3
49 LaPour, Tommy	4.86	3-3	11	11	0	0/1	0	50.0	49	35	27	23	50	6	1	9	.253	3	8	1	2	4
-----																						
16 Mulhollon, Michael	0.00	0-0	1	1	0	0/0	0	1.0	0	0	0	5	0	0	0	0	.000	0	0	0	0	0
32 Walters, Peyton	2.00	0-0	8	0	0	0/0	0	9.0	6	2	2	1	6	2	1	1	.194	0	1	1	1	0
31 Adler, Nate	2.86	1-1	16	0	0	0/1	5	22.0	23	8	7	8	27	3	0	0	.274	0	4	0	1	3
22 Munz, Mason	3.18	0-0	11	0	0	0/0	0	11.1	4	4	4	8	12	3	0	1	.114	1	2	1	2	0
48 Mount, Jack	3.60	1-0	13	1	0	0/0	0	15.0	14	7	6	5	11	2	0	3	.250	0	1	0	0	0
33 Arnett, Jeremiah	4.00	0-1	7	1	0	0/0	0	9.0	8	4	4	8	5	2	0	0	.250	1	3	0	0	0
29 Holmes, Hunter	5.14	1-1	27	0	0	0/1	2	21.0	20	14	12	8	20	3	0	0	.250	6	3	0	1	1
28 Zang, Daniel	5.67	2-3	11	6	0	0/1	0	27.0	12	18	17	26	31	2	0	1	.133	2	8	0	1	1
35 Iverson, Drew	5.87	0-0	17	0	0	0/0	0	15.1	15	10	10	10	13	4	0	2	.263	2	4	0	1	0
44 Hamilton, Brady	6.27	1-3	13	4	0	0/1	1	33.0	42	28	23	8	29	7	0	6	.302	1	2	0	0	2
27 Anderson, Caleb	6.35	1-3	23	2	0	0/1	1	34.0	41	26	24	14	36	7	1	5	.295	4	3	0	1	3
43 Geraghty, Ryan	9.00	1-0	12	0	0	0/1	0	7.0	8	8	7	12	8	0	1	0	.276	3	2	0	1	1
13 Zayas, Ronald	9.00	0-0	6	0	0	0/0	0	6.0	7	6	6	8	7	1	1	0	.280	0	0	0	0	1
6 Luikart, Brayden	13.50	0-0	1	0	0	0/0	0	0.2	1	1	1	1	0	1	0	0	.500	0	0	0	1	0
46 Wilkinson, Matt	16.20	0-0	6	0	0	0/0	0	3.1	6	7	6	8	3	4	0	0	.400	2	0	0	0	0
25 Oswald, Gavin	40.50	0-0	2	0	0	0/0	0	1.1	2	6	6	5	0	0	0	0	.500	0	0	0	1	0
3 Bledsoe, Lane	99.00	0-0	1	0	0	0/0	0	0.0	0	1	1	2	0	0	0	0		1	1	0	0	0
Totals	5.03	22-23	45	45	1	3/2	9	388.1	376	246	217	199	380	67	9	37	.254	32	49	4	17	23
Opponents	6.19	23-22	45	45	0	1/1	12	385.0	431	289	265	148	381	93	9	46	.285	33	92	6	16	28

PB - Team (7), Millan 4, Birge 3, Opp (11). Pickoffs - Team (4), LaPour 1, Oswald 1, Dobbs 1, Zang 1, Opp (2). SBA/ATT - Millan (23-25), Birge (9-13), Mount (4-5), Iverson (5-5), Dobbs (3-4), Adler (3-4), Holmes (2-4), Hamilton, B. (3-4), Favors (2-3), Zayas (2-3), LaPour (2-3), Oswald (1-2), Zang (2-2), Arnett (1-1), Wilkinson (1-1), Mulhollon (1-1), Anderson, Ca (0-1), Geraghty (1-1).





**2024 Wichita State Baseball**  
**Overall Statistics for Wichita State (as of Apr 29, 2024)**  
**(All games Sorted by Fielding pct)**



Player	c	po	a	e	fld%	dp	sba	csb	sba%	pb	ci
23 Stroh, Seth	59	54	5	0	1.000	1	0	0	---	0	0
42 Haworth, Lane	23	23	0	0	1.000	0	0	0	---	0	0
21 Gustafson, Jaden	14	14	0	0	1.000	0	0	0	---	0	0
1 Stark, Will	7	6	1	0	1.000	0	0	0	---	0	0
44 Hamilton, Brady	6	1	5	0	1.000	1	3	1	.750	0	0
27 Anderson, Caleb	6	1	5	0	1.000	0	0	1	.000	0	0
28 Zang, Daniel	5	2	3	0	1.000	0	2	0	1.000	0	0
48 Mount, Jack	4	2	2	0	1.000	2	4	1	.800	0	0
29 Holmes, Hunter	4	0	4	0	1.000	0	2	2	.500	0	0
31 Adler, Nate	2	0	2	0	1.000	0	3	1	.750	0	0
43 Geraghty, Ryan	1	0	1	0	1.000	0	1	0	1.000	0	0
25 Oswald, Gavin	1	0	1	0	1.000	0	1	1	.500	0	0
13 Zayas, Ronald	1	0	1	0	1.000	0	2	1	.667	0	0
12 Kreske, Logan	1	1	0	0	1.000	0	0	0	---	0	0
35 Iverson, Drew	1	0	1	0	1.000	0	5	0	1.000	0	0
4 Millan, Mauricio	356	330	24	2	.994	6	23	2	.920	4	0
7 Birge, Alex	144	128	15	1	.993	0	9	4	.692	3	0
15 Callahan, Ryan	249	242	5	2	.992	22	0	0	---	0	0
26 Williams, Derek	47	45	1	1	.979	0	0	0	---	0	0
18 Rogers, Jordan	185	69	111	5	.973	20	0	0	---	0	0
36 Johnson, Camden	106	33	70	3	.972	8	0	0	---	0	0
9 Johnson, Dayvin	102	97	2	3	.971	1	0	0	---	0	0
30 Snyder, Gannon	44	40	2	2	.955	1	0	0	---	0	0
50 Durnin, Kam	149	46	95	8	.946	12	0	0	---	0	0
53 Parker Jr., Darnell	51	11	34	6	.882	6	0	0	---	0	0
38 Dobbs, Tyler	14	3	9	2	.857	1	3	1	.750	0	0
6 Luikart, Brayden	13	11	0	2	.846	0	0	0	---	0	0
45 Livingston, Josh	4	1	2	1	.750	0	0	0	---	0	0
49 LaPour, Tommy	17	3	9	5	.706	2	2	1	.667	0	0
22 Munz, Mason	3	1	1	1	.667	0	0	0	---	0	0
17 Favors, Caden	11	1	6	4	.636	0	2	1	.667	0	0
46 Wilkinson, Matt	1	0	0	1	.000	0	1	0	1.000	0	0
3 Bledsoe, Lane	0	0	0	0	.000	0	0	0	---	0	0
32 Walters, Peyton	0	0	0	0	.000	0	0	0	---	0	0
33 Arnett, Jeremiah	0	0	0	0	.000	0	1	0	1.000	0	0
16 Mulhollon, Michael	0	0	0	0	.000	0	1	0	1.000	0	0
Totals	1631	1165	417	49	.970	30	33	11	.750	7	0
Opponents	1606	1155	413	38	.976	36	25	4	.862	11	1

Hitting minimums - 1 Games 2 AB 2.0 AB/Game 2.0 TPA/Game

Pitching minimums - 1 Games 1 IP 1.0 IP/Game



**2024 Wichita State Baseball**  
**Game Results for Wichita State (as of Apr 29, 2024)**  
**(All games)**



Date	Opponent	Score	Inns	Overall	American	Pitcher of record	Attend	Time
Feb 16, 2024	at Little Rock	w 18-5	9	1-0-0	0-0-0	Favors (W 1-0)	200	3:25
Feb 17, 2024	at Little Rock	w 14-0	9	2-0-0	0-0-0	Zang (W 1-0)	250	3:00
Feb 18, 2024	at Little Rock	L 4-5	9	2-1-0	0-0-0	Hamilton, B. (L 0-1)	316	3:01
Feb 23, 2024	vs Virginia	L 4-5	(10)	2-2-0	0-0-0	Holmes (L 0-1)	2641	3:27
Feb 24, 2024	vs Auburn	L 8-19	7	2-3-0	0-0-0	LaPour (L 0-1)	4451	3:30
Feb 25, 2024	vs #18 Iowa	w 12-6	9	3-3-0	0-0-0	Geraghty (W 1-0)	0	3:40
Feb 28, 2024	at Oral Roberts	w 3-1	9	4-3-0	0-0-0	Dobbs (W 1-0)	759	2:45
Mar 01, 2024	UTAH TECH	w 8-0	9	5-3-0	0-0-0	Favors (W 2-0)	1302	2:23
Mar 02, 2024	UTAH TECH	w 4-1	9	6-3-0	0-0-0	Zang (W 2-0)	1339	2:38
Mar 03, 2024	UTAH TECH	w 5-0	9	7-3-0	0-0-0	LaPour (W 1-1)	1626	2:40
Mar 05, 2024	at Oklahoma	L 3-5	9	7-4-0	0-0-0	Dobbs (L 1-1)	1635	3:28
Mar 08, 2024	LONG BEACH STATE	w 4-1	9	8-4-0	0-0-0	Favors (W 3-0)	1108	2:32
Mar 09, 2024	LONG BEACH STATE	L 4-8	9	8-5-0	0-0-0	Zang (L 2-1)	1277	2:46
Mar 10, 2024	LONG BEACH STATE	w 8-2	9	9-5-0	0-0-0	Dobbs (W 2-1)	1374	2:43
Mar 12, 2024	NEBRASKA	L 6-8	9	9-6-0	0-0-0	Hamilton, B. (L 0-2)	2259	3:11
Mar 13, 2024	NEBRASKA	w 9-3	9	10-6-0	0-0-0	Dobbs (W 3-1)	2060	2:36
Mar 15, 2024	GONZAGA	w 10-6	9	11-6-0	0-0-0	Favors (W 4-0)	1422	3:16
Mar 16, 2024	GONZAGA	w 10-5	9	12-6-0	0-0-0	Dobbs (W 4-1)	1837	2:59
Mar 17, 2024	GONZAGA	w 4-3	9	13-6-0	0-0-0	Anderson, Ca (W 1-0)	1545	3:01
Mar 19, 2024	KANSAS STATE	L 6-8	9	13-7-0	0-0-0	Anderson, Ca (L 1-1)	2538	3:00
* Mar 22, 2024	at UAB	L 3-5	9	13-8-0	0-1-0	Favors (L 4-1)	198	2:30
* Mar 23, 2024	at UAB	w 9-2	9	14-8-0	1-1-0	Hamilton, B. (W 1-2)	321	3:00
* Mar 24, 2024	at UAB	w 9-1	9	15-8-0	2-1-0	LaPour (W 2-1)	316	3:05
Mar 26, 2024	OKLAHOMA STATE	L 0-3	9	15-9-0	2-1-0	Dobbs (L 4-2)	844	2:51
* Mar 28, 2024	RICE	w 7-5	9	16-9-0	3-1-0	Holmes (W 1-1)	1408	2:52
* Mar 29, 2024	RICE	w 10-3	9	17-9-0	4-1-0	Favors (W 5-1)	2777	2:52
* Mar 30, 2024	RICE	w 15-3	7	18-9-0	5-1-0	LaPour (W 3-1)	1538	2:19
Apr 02, 2024	OKLAHOMA	L 2-11	9	18-10-0	5-1-0	Zang (L 2-2)	1740	3:55
Apr 03, 2024	KANSAS	w 7-6	9	19-10-0	5-1-0	Adler (W 1-0)	1784	3:28
* Apr 05, 2024	at South Florida	L 3-7	9	19-11-0	5-2-0	Favors (L 5-2)	1624	2:25
* Apr 06, 2024	at South Florida	L 7-8	9	19-12-0	5-3-0	Dobbs (L 4-3)	1230	2:50
* Apr 07, 2024	at South Florida	L 2-3	(10)	19-13-0	5-4-0	Adler (L 1-1)	1194	3:29
Apr 09, 2024	#21 OKLAHOMA STATE	L 5-9	9	19-14-0	5-4-0	Arnett (L 0-1)	1522	4:02
Apr 10, 2024	at Kansas State	L 3-6	9	19-15-0	5-4-0	Hamilton, B. (L 1-3)	2030	2:44
* Apr 12, 2024	FAU	L 2-4	9	19-16-0	5-5-0	Favors (L 5-3)	1808	2:35
* Apr 13, 2024	FAU	w 14-9	9	20-16-0	6-5-0	Mount (W 1-0)	1588	3:41
* Apr 14, 2024	FAU	w 10-5	8	21-16-0	7-5-0	Dobbs (W 5-3)	1671	3:16
Apr 17, 2024	ORAL ROBERTS	L 3-8	9	21-17-0	7-5-0	Anderson, Ca (L 1-2)	2002	2:44
* Apr 19, 2024	at #9 East Carolina	L 4-6	9	21-18-0	7-6-0	Favors (L 5-4)	4264	2:36
* Apr 20, 2024	at #9 East Carolina-1	L 7-11	9	21-19-0	7-7-0	Anderson, Ca (L 1-3)	5036	3:00
* Apr 20, 2024	at #9 East Carolina-2	L 4-11	9	21-20-0	7-8-0	LaPour (L 3-2)	5036	3:23
Apr 23, 2024	at #18 Oklahoma	L 1-3	9	21-21-0	7-8-0	Zang (L 2-3)	1791	2:58
* Apr 26, 2024	TULANE	L 8-13	9	21-22-0	7-9-0	Dobbs (L 5-4)	1658	3:21
* Apr 28, 2024	TULANE-1	w 6-3	7	22-22-0	8-9-0	Favors (W 6-4)	1862	2:27
* Apr 28, 2024	TULANE-2	L 4-10	9	22-23-0	8-10-0	LaPour (L 3-2)	1862	3:40

( ) extra inning game



**2024 Wichita State Baseball**  
Miscellaneous Stats for Wichita State (as of Apr 29, 2024)  
(All games)



<b>Multiple Hit Games</b>	<b>2</b>	<b>3</b>	<b>4</b>	<b>5+</b>	<b>Total</b>
36 Johnson, Camden	11	4	1	-	16
18 Rogers, Jordan	10	2	2	-	14
9 Johnson, Dayvin	10	3	-	-	13
4 Millan, Mauricio	10	2	-	-	12
26 Williams, Derek	6	4	1	-	11
21 Gustafson, Jaden	6	-	3	-	9
15 Callahan, Ryan	6	2	-	-	8
42 Haworth, Lane	5	2	-	-	7
50 Durnin, Kam	4	2	-	-	6
23 Stroh, Seth	2	2	-	-	4
7 Birge, Alex	2	-	-	-	2
30 Snyder, Gannon	1	-	-	-	1
45 Livingston, Josh	1	-	-	-	1
6 Luikart, Brayden	1	-	-	-	1
53 Parker Jr., Darnell	1	-	-	-	1
<b>TEAM</b>	<b>76</b>	<b>23</b>	<b>7</b>	<b>0</b>	<b>106</b>

<b>Multiple RBI Games</b>	<b>2</b>	<b>3</b>	<b>4</b>	<b>5+</b>	<b>Total</b>
23 Stroh, Seth	4	4	1	1	10
26 Williams, Derek	5	2	2	-	9
18 Rogers, Jordan	5	2	-	1	8
21 Gustafson, Jaden	2	4	-	-	6
9 Johnson, Dayvin	-	3	2	-	5
4 Millan, Mauricio	1	4	-	-	5
36 Johnson, Camden	2	-	1	1	4
50 Durnin, Kam	3	-	-	-	3
45 Livingston, Josh	1	2	-	-	3
42 Haworth, Lane	1	1	-	-	2
7 Birge, Alex	-	1	-	-	1
30 Snyder, Gannon	1	-	-	-	1
53 Parker Jr., Darnell	1	-	-	-	1
<b>TEAM</b>	<b>26</b>	<b>23</b>	<b>6</b>	<b>3</b>	<b>58</b>

<b>Hitting Streaks</b>	<b>Longest</b>	<b>Current</b>
9 Johnson, Dayvin	12	-
18 Rogers, Jordan	8	6
36 Johnson, Camden	7	2
4 Millan, Mauricio	6	3
21 Gustafson, Jaden	5	-
26 Williams, Derek	5	4
15 Callahan, Ryan	5	-
42 Haworth, Lane	5	3
50 Durnin, Kam	4	1
53 Parker Jr., Darnell	3	-
23 Stroh, Seth	3	1
6 Luikart, Brayden	2	-
45 Livingston, Josh	2	2
30 Snyder, Gannon	2	1
7 Birge, Alex	2	-

<b>Reached Base Streaks</b>	<b>Longest</b>	<b>Current</b>
9 Johnson, Dayvin	22	1
4 Millan, Mauricio	17	10
21 Gustafson, Jaden	14	-
26 Williams, Derek	14	4
18 Rogers, Jordan	10	10
15 Callahan, Ryan	8	-
23 Stroh, Seth	8	1
36 Johnson, Camden	7	2
50 Durnin, Kam	7	7
42 Haworth, Lane	7	3
7 Birge, Alex	4	-
53 Parker Jr., Darnell	3	-
1 Stark, Will	2	-
30 Snyder, Gannon	2	1
6 Luikart, Brayden	2	-
45 Livingston, Josh	2	2





**2024 Wichita State Baseball**  
**Games Summary for Wichita State (as of Apr 29, 2024)**  
**(All games)**



Score by innings	1	2	3	4	5	6	7	8	9	EX	Total
Wichita State	28	30	49	10	36	40	46	30	19	1	289
Opponents	22	32	35	39	15	30	26	29	15	3	246

**Record when ...**

Overall	22-23	After 6 leading	18-3
Conference	8-10	..... trailing	2-18
Non-Conference	14-13	..... tied	2-2
Home games	16-10	After 7 leading	17-3
Away games	5-11	..... trailing	0-19
Neutral site	1-2	..... tied	3-0
Day games	18-9	After 8 leading	18-1
Night games	4-14	..... trailing	0-20
vs Left starter	9-6	..... tied	1-1
vs Right starter	13-17		
1-Run games	2-4	Hit 0 home runs	7-10
2-Run games	2-7	... 1 home run	5-8
5+Run games	14-6	... 2+ home runs	10-5
Extra innings	0-2		
Shutouts	3-1	Opponent 0 home runs	16-8
		..... 1 home run	0-9
Scoring 0-2 runs	0-5	..... 2+ HRs	6-6
..... 3-5 runs	5-12		
..... 6-9 runs	8-6	Made 0 errors	6-5
..... 10+ runs	9-0	.... 1 error	11-12
		.... 2+ errors	5-6
Opponent 0-2 runs	9-0		
..... 3-5 runs	9-8	Opp. made 0 errors	6-10
..... 6-9 runs	4-9	..... 1 error	11-11
..... 10+ runs	0-6	..... 2+ errors	5-2
Scored in 1st inning	8-6	Out-hit opponent	20-6
Opp. scored in 1st	4-6	Out-hit by opponent	0-13
Scores first	13-11	Hits are tied	2-4
Opp. scores first	9-12		

**Record when team scores:**

Runs	0	1	2	3	4	5	6	7	8	9	10+
W-L	0-1	0-1	0-3	1-5	3-6	1-1	1-2	2-2	2-2	3-0	9-0

**Record when opponent scores:**

Runs	0	1	2	3	4	5	6	7	8	9	10+
W-L	3-0	4-0	2-0	5-3	0-1	4-4	3-2	0-1	0-5	1-1	0-6

**Record when leading after:**

Inn.	1	2	3	4	5	6	7	8
W-L	8-3	11-5	13-7	14-3	17-4	18-3	17-3	18-1

**Record when trailing after:**

Inn.	1	2	3	4	5	6	7	8
W-L	3-4	3-9	3-12	4-14	3-18	2-18	0-19	0-20

**Record when tied after:**

Inn.	1	2	3	4	5	6	7	8
W-L	11-16	8-9	6-4	4-6	2-1	2-2	3-0	1-1

Current losing streak: 1  
 Longest winning streak: 5  
 Longest losing streak: 6

Home attendance : 43751 ( 26 dates avg = 1682 )  
 Away attendance : 33292 ( 19 dates avg = 1752 )  
 Total attendance: 77043 ( 45 dates avg = 1712 )



**2024 Wichita State Baseball**  
 Season Game Highs for Wichita State (as of Apr 29, 2024)  
 (All games)



TEAM GAME HIGHS

Batting

At bats:	45	-	at Little Rock (Feb 17, 2024)
Runs scored:	18	-	at Little Rock (Feb 16, 2024)
Hits:	18	-	at Little Rock (Feb 17, 2024)
RBI's:	17	-	at Little Rock (Feb 16, 2024)
Doubles:	5	-	vs Rice (Mar 29, 2024)
Triples:	2	-	vs Gonzaga (Mar 15, 2024)
Home runs:	3	-	vs Iowa (Feb 25, 2024 at Jacksonville, Fla.)
	3	-	vs Utah Tech (Mar 02, 2024)
	3	-	vs Tulane (Apr 26, 2024)
Total bases:	26	-	vs Iowa (Feb 25, 2024 at Jacksonville, Fla.)
Walks:	9	-	at Little Rock (Feb 16, 2024)
Strikeouts:	19	-	at East Carolina (Apr 19, 2024)
Sac hits:	3	-	vs Long Beach State (Mar 08, 2024)
	3	-	at South Florida (Apr 07, 2024)
Sac flies:	2	-	vs Long Beach State (Mar 10, 2024)
	2	-	vs Gonzaga (Mar 15, 2024)
	2	-	vs Rice (Mar 29, 2024)
Stolen bases:	2	-	(6 times )
Hit by pitch:	6	-	vs Iowa (Feb 25, 2024 at Jacksonville, Fla.)
	6	-	vs Rice (Mar 28, 2024)
	6	-	vs Rice (Mar 30, 2024)
Caught stealing:	1	-	(4 times )
Runners LOB:	16	-	vs Oklahoma State (Apr 09, 2024)
Hit into DP:	4	-	vs Rice (Mar 28, 2024)

Fielding

Putouts:	28	-	vs Virginia (Feb 23, 2024 at Jacksonville, Fla.)
Assists:	18	-	vs Kansas (Apr 03, 2024)
Errors:	3	-	(4 times )
Passed balls:	2	-	vs Oklahoma (Apr 02, 2024)
DPs turned:	4	-	vs Gonzaga (Mar 16, 2024)

Pitching

Innings pitched:	9.1	-	vs Virginia (Feb 23, 2024 at Jacksonville, Fla.)
Runs allowed:	19	-	vs Auburn (Feb 24, 2024 at Jacksonville, Fla.)
Earned runs:	19	-	vs Auburn (Feb 24, 2024 at Jacksonville, Fla.)
Walks allowed:	16	-	vs Auburn (Feb 24, 2024 at Jacksonville, Fla.)
Strikeouts:	14	-	vs Utah Tech (Mar 03, 2024)
	14	-	vs Nebraska (Mar 12, 2024)
	14	-	at UAB (Mar 24, 2024)
Hits allowed:	16	-	at South Florida (Apr 05, 2024)
	16	-	at East Carolina (Apr 20, 2024)
	16	-	vs Tulane (Apr 26, 2024)
Doubles allowed:	4	-	vs Kansas State (Mar 19, 2024)
Triples allowed:	1	-	(7 times )
Homers allowed:	4	-	vs Tulane (Apr 26, 2024)
Wild pitches:	2	-	(8 times )
Hit batters:	3	-	(5 times )



**2024 Wichita State Baseball**  
 Season Game Highs for Wichita State (as of Apr 29, 2024)  
 (All games)



INDIVIDUAL GAME HIGHS

Batting

At bats:	6	-	(6 times )
Runs scored:	5	-	Rogers, Jordan at Little Rock (Feb 16, 2024)
Hits:	4	-	(7 times )
RBIs:	7	-	Stroh, Seth at Little Rock (Feb 16, 2024)
Doubles:	2	-	(9 times )
Triples:	1	-	(9 times )
Home runs:	2	-	Williams, Derek vs Utah Tech (Mar 02, 2024)
	2	-	Williams, Derek vs Tulane (Apr 26, 2024)
Total bases:	11	-	Williams, Derek vs Tulane (Apr 26, 2024)
Walks:	3	-	Stark, Will vs Auburn (Feb 24, 2024 at Jacksonville, Fla.)
Strikeouts:	3	-	(19 times )
Sac hits:	1	-	(28 times )
Sac flies:	1	-	(16 times )
Stolen bases:	2	-	Williams, Derek vs Long Beach State (Mar 08, 2024)
Hit by pitch:	3	-	Callahan, Ryan vs Iowa (Feb 25, 2024 at Jacksonville, Fla.)
Caught stealing:	1	-	(4 times )
Runners LOB:	5	-	Williams, Derek at UAB (Mar 23, 2024)
	5	-	Callahan, Ryan at Oklahoma (Apr 23, 2024)

Fielding

Putouts:	14	-	Birge, Alex at UAB (Mar 24, 2024)
Assists:	8	-	Durnin, Kam vs Long Beach State (Mar 10, 2024)
Errors:	3	-	Parker Jr., Darnell vs Virginia (Feb 23, 2024 at Jacksonville, Fla.)
Passed balls:	2	-	Birge, Alex vs Oklahoma (Apr 02, 2024)

Pitching

Innings pitched:	9.0	-	Favors, Caden vs Utah Tech (Mar 01, 2024)
Runs allowed:	7	-	LaPour, Tommy vs Auburn (Feb 24, 2024 at Jacksonville, Fla.)
Earned runs:	7	-	LaPour, Tommy vs Auburn (Feb 24, 2024 at Jacksonville, Fla.)
Walks allowed:	5	-	Mulhollon, Michael at Oral Roberts (Feb 28, 2024)
	5	-	Zang, Daniel vs Gonzaga (Mar 16, 2024)
	5	-	Dobbs, Tyler vs FAU (Apr 14, 2024)
Strikeouts:	10	-	Favors, Caden vs Utah Tech (Mar 01, 2024)
	10	-	Favors, Caden vs Long Beach State (Mar 08, 2024)
Hits allowed:	13	-	Favors, Caden at South Florida (Apr 05, 2024)
Doubles allowed:	3	-	Favors, Caden vs FAU (Apr 12, 2024)
Triples allowed:	1	-	(7 times )
Homers allowed:	3	-	Hamilton, Brady vs Tulane (Apr 26, 2024)
Wild pitches:	1	-	(32 times )
Hit batters:	3	-	Zang, Daniel vs Long Beach State (Mar 09, 2024)



**WILL STARK**

**REDSHIRT FRESHMAN**

**INF/OF | L/R | 5-11**

**KATY, TX (OBRA D. TOMPKINS HS)**

**2024 GAME-BY-GAME**

Date	Opponent	Pos	AB	R	H	RBI	2B	3B	HR	BB	SB	CS	HBP	SAC	SF	GDP	K	PO	A	E	Avg	
Feb 16	at Little Rock	of	1	0	0	0	0	0	0	0	0	0	0	0	0	0	0	0	0	0	0	.000
Feb 17	at Little Rock	dh	1	1	0	0	0	0	0	0	1	0	0	0	0	0	0	0	0	0	0	.000
Feb 18	at Little Rock	of	0	0	0	0	0	0	0	0	0	0	0	0	0	0	0	0	0	0	0	.000
Feb 24	vs Auburn	*2b	1	1	0	0	0	0	0	3	1	0	0	0	0	0	0	0	6	1	0	.000
Mar 22	at UAB	pr	0	0	0	0	0	0	0	0	0	0	0	0	0	0	0	0	0	0	0	.000
Mar 26	OKLAHOMA STATE	pr	0	0	0	0	0	0	0	0	0	0	0	0	0	0	0	0	0	0	0	.000
Mar 28	RICE	ph/dh	1	0	0	0	0	0	0	0	0	0	0	0	0	0	0	1	0	0	0	.000
Apr 02	OKLAHOMA	ph	1	0	0	0	0	0	0	0	0	0	0	0	0	0	0	1	0	0	0	.000
Apr 07	at South Florida	pr	0	0	0	0	0	0	0	0	0	0	0	0	0	0	0	0	0	0	0	.000
Apr 13	FAU	pr	0	1	0	0	0	0	0	0	0	0	0	0	0	0	0	0	0	0	0	.000
Apr 20	at East Carolina-2	ph	1	0	0	0	0	0	0	0	0	0	0	0	0	0	0	1	0	0	0	.000
Totals		1gs	6	3	0	0	0	0	0	4	1	0	0	0	0	0	0	3	6	1	0	.000

On base pct. .400 • Slugging pct. .000

**CAREER HIGHS**

	Opponent	Date
At-Bats	5 Oklahoma St.	4/5/22
Hits	3 Oral Roberts	3/8/22
Doubles	-	-
Triples	-	-
Home Runs	-	-
RBI	2 Oral Roberts	3/8/22
Runs	3 New Mexico	3/20/22
Walks	3 Auburn	2/24/24
Stolen Bases	1 2x, last Auburn	2/24/24
Sac Hits	-	-
Sac Flies	-	-

**SEASON HIGHS**

	Opponent	Date
At-Bats	1 6x, last at ECU	4/20/24
Hits	-	-
Doubles	-	-
Triples	-	-
Home Runs	-	-
RBI	-	-
Runs	1 at Little Rock	2/17/24
Walks	3 Auburn	2/24/24
Stolen Bases	1 Auburn	2/24/24
Sac Hits	-	-
Sac Flies	-	-

**SUPERLATIVES**

	Season	Career
Multi-Hit Games	-	1
Multi-RBI Games	-	1
Multi-Run Games	-	2
Multi-SB Games	-	-

**NOTES**

- Scored go-ahead run as pinch runner on Saturday vs. Florida Atlantic
- Redshirted in 2023
- Granted a medical hardship in 2022 after hand injury cut short his season after playing in 15 games

**CAREER STATS**

Year	avg	gp-gs	ab	r	h	2b	3b	hr	rbi	bb	so	sb-att
2022	.162	15-10	37	10	6	0	0	0	2	8	13	1-2
2024	.000	11-1	6	3	0	0	0	0	0	4	3	1-1
TOTAL	.140	26-11	43	13	6	0	0	0	2	12	16	2-3





**3** **LANE BLEDSOE**

**FRESHMAN**  
**LHP | L/L | 6-3**  
**BRISTOW, OK (BRISTOW HS)**

**2024 GAME-BY-GAME**

Date	Opponent	GS	IP	H	R	ER	BB	SO	2B	3B	HR	WP	BK	HBP	IBB	Score	W-L	Sv	ERA	NP
Feb 24	vs Auburn		0.0	0	1	1	2	0	0	0	0	1	0	1	0	8-19	0-0	0	999.00	16
Totals		0	0.0	0	1	1	2	0	0	0	0	1	0	1	0	8-19	0-0	0	999.00	16

**CAREER HIGHS**

	Opponent	Date
IP	-	-
Hits	-	-
Runs	Auburn	2/24/24
ER	Auburn	2/24/24
BB	Auburn	2/24/24
SO	-	-

**SEASON HIGHS**

	Opponent	Date
IP	-	-
Hits	-	-
Runs	Auburn	2/24/24
ER	Auburn	2/24/24
BB	Auburn	2/24/24
SO	-	-

**SUPERLATIVES**

	Season	Career
5+ Strikeouts	-	-
10+ Strikeouts	-	-
Scoreless App.	-	-
Hitless App.	1	1
Quality Starts	-	-

**NOTES**

- Ranked the #3 LHP in the state of Oklahoma, #12 player in the state overall and #96 LHP in the country by Perfect Game
- Was originally committed to Texas Tech
- Struck out 97 in 47 innings as a senior and 297 in 144 innings for his career

**CAREER STATS**

Year	era	w-l	app	gs	cg	sho	sv	ip	h	r	er	bb	so
2024	99.00	0-0	1	0	0	0/0	0	0.0	0	1	1	2	0
TOTAL	99.00	0-0	1	0	0	0/0	0	0.0	0	1	1	2	0



4

**MAURIGIO MILLAN**

**COVID JUNIOR**

**C | R/R | 5-11**

**EL PASO, TX (EL PASO CC)**

**CAREER HIGHS**

	Opponent	Date
At-Bats	5 6x, last at UCF	5/19/23
Hits	3 3x, last at UCF	5/19/23
Doubles	2 Oakland	3/3/23
Triples	- -	-
Home Runs	1 3x, last FAU	3/13/24
RBI's	3 4x, last Kansas	4/3/24
Runs	3 4x, last Rice	3/30/24
Walks	3 at Oklahoma St.	4/4/23
Stolen Bases	1 Creighton	3/18/23
Sac Hits	1 6x, last at USF	4/7/24
Sac Flies	1 4x, last Kansas	4/3/24

**SEASON HIGHS**

	Opponent	Date
At-Bats	5 at ECU	4/20/24
Hits	3 2x, last at ECU	4/20/24
Doubles	1 7x, last Tulane	4/26/24
Triples	- -	-
Home Runs	1 2x, last FAU	3/13/24
RBI's	3 4x, last Kansas	4/3/24
Runs	3 at Little Rock	2/16/24
Walks	2 2x, last Rice	3/28/24
Stolen Bases	- -	-
Sac Hits	1 4x, last at USF	4/7/24
Sac Flies	1 Kansas	4/3/24

**SUPERLATIVES**

	Season	Career
Multi-Hit Games	12	28
Multi-RBI Games	5	12
Multi-Run Games	4	10
Multi-SB Games	-	-

**NOTES**

- Has grounded into a team-high seven double plays
- Hit walk-off single in B9 against Kansas on April 3
- Toughest hitter to strike out in AAC last season (1 K every 9.4 at-bats)
- Has three brothers, all of whom were/are collegiate athletes. Brother, John, played parts of two seasons in the Mexican League

**2024 GAME-BY-GAME**

Date	Opponent	Pos	AB	R	H	RBI	2B	3B	HR	BB	SB	CS	HBP	SAC	SF	GDP	K	PO	A	E	Avg	
Feb 16	at Little Rock	*c	4	3	3	1	0	0	0	2	0	0	0	0	0	0	0	12	0	0	.750	
Feb 17	at Little Rock	*c	3	1	1	0	0	0	0	1	0	0	1	0	0	0	0	9	0	0	.571	
Feb 18	at Little Rock	*dh	4	0	1	0	1	0	0	0	0	0	0	0	0	0	1	0	0	0	.455	
Feb 23	vs Virginia	*c	4	0	2	0	1	0	0	0	0	1	0	0	0	0	2	9	0	0	.467	
Feb 24	vs Auburn	*c	2	0	0	0	0	0	0	0	0	0	0	0	0	0	0	2	0	0	.412	
Feb 25	vs Iowa	*c	4	1	1	0	0	0	0	1	0	0	1	0	0	0	0	8	0	0	.381	
Feb 28	at Oral Roberts	*c	3	0	1	0	0	0	0	0	0	0	2	0	0	0	0	8	0	0	.375	
Mar 01	UTAH TECH	*c	4	2	1	0	0	0	0	1	0	0	0	0	0	0	1	10	0	0	.357	
Mar 02	UTAH TECH	*c	3	0	0	0	0	0	0	0	0	0	0	1	0	1	0	12	0	0	.323	
Mar 03	UTAH TECH	*2b/c	4	1	1	0	0	0	0	0	0	0	0	0	0	1	5	3	0	0	.314	
Mar 05	at Oklahoma	*c	4	0	1	0	0	0	0	0	0	0	0	0	0	1	1	7	1	1	.308	
Mar 08	LONG BEACH STATE	*c	4	0	1	1	0	0	0	0	0	0	0	0	0	0	0	13	0	0	.302	
Mar 09	LONG BEACH STATE	*c	4	0	1	1	0	0	0	0	0	0	0	0	0	0	1	5	1	0	.298	
Mar 10	LONG BEACH STATE	*ph/c	2	0	1	0	0	0	0	0	0	0	0	0	0	0	0	3	0	0	.306	
Mar 12	NEBRASKA	*c	3	1	0	0	0	0	0	0	0	2	0	0	0	0	1	13	1	0	.288	
Mar 15	GONZAGA	*c	4	1	2	3	0	0	0	0	0	1	0	0	0	0	6	1	0	0	.304	
Mar 16	GONZAGA	*c	2	2	1	1	0	0	0	1	0	0	1	0	0	1	0	4	1	0	.310	
Mar 17	GONZAGA	*ph/c	2	0	1	1	0	0	0	0	0	0	0	0	0	0	0	5	0	0	.317	
Mar 19	KANSAS STATE	*c	4	0	1	0	0	0	0	0	0	0	0	0	0	0	0	8	0	0	.312	
Mar 22	at UAB	*c	3	0	0	0	0	0	0	1	0	0	0	0	0	0	0	11	0	0	.299	
Mar 23	at UAB	*1b	4	1	2	3	0	0	1	0	0	0	1	0	0	0	8	1	0	0	.310	
Mar 24	at UAB	*1b	3	0	1	1	0	0	0	0	0	0	2	0	0	0	5	1	0	0	.311	
Mar 26	OKLAHOMA STATE	*c	4	0	1	0	0	0	0	0	0	0	0	0	0	1	2	7	1	0	.308	
Mar 28	RICE	*1b	3	0	2	1	1	0	0	2	0	0	0	0	0	0	1	8	0	0	.321	
Mar 29	RICE	*c	3	1	2	3	1	0	0	0	0	0	0	0	0	1	0	0	11	1	0	.333
Mar 30	RICE	*1b	3	3	1	1	0	0	0	1	0	0	1	0	0	0	0	8	0	0	.333	
Apr 02	OKLAHOMA	*1b/c	4	0	0	0	0	0	0	0	0	0	0	0	0	1	1	8	0	1	.319	
Apr 03	KANSAS	*c/1b	4	0	2	3	1	0	0	0	0	0	0	0	1	1	0	7	4	0	.326	
Apr 05	at South Florida	*c	4	0	2	3	1	0	0	0	0	0	0	0	0	0	2	10	0	0	.313	
Apr 06	at South Florida	*c	4	1	2	0	0	0	0	0	0	0	0	0	0	0	0	7	1	0	.320	
Apr 07	at South Florida	*1b	4	0	2	0	0	0	0	0	0	0	0	0	1	0	0	9	2	0	.327	
Apr 09	OKLAHOMA STATE	*c	4	0	2	1	0	0	0	0	0	0	1	0	0	0	1	13	2	0	.333	
Apr 10	at Kansas State	*1b	4	0	0	0	0	0	0	0	0	0	0	0	0	1	0	10	0	0	.322	
Apr 12	FAU	*c	4	0	0	0	0	0	0	0	0	0	0	0	0	0	2	11	0	0	.311	
Apr 13	FAU	*ph/1b	2	1	1	2	0	0	1	0	0	0	1	0	0	0	0	3	0	0	.314	
Apr 14	FAU	*1b	4	1	1	1	0	0	0	0	0	0	0	0	0	0	2	6	0	0	.312	
Apr 17	ORAL ROBERTS	*c	4	0	1	1	1	0	0	0	0	0	0	0	0	0	0	7	0	0	.310	
Apr 19	at East Carolina	*c	4	1	1	0	0	0	0	0	0	0	0	0	0	0	2	6	3	0	.308	
Apr 20	at East Carolina-1	*c	4	1	1	1	0	0	0	0	0	0	1	0	0	0	1	4	0	0	.307	
Apr 20	at East Carolina-2	*dh	5	1	3	0	0	0	0	0	0	0	0	0	0	0	0	0	0	0	.317	
Apr 23	at Oklahoma	*c	3	0	0	0	0	0	0	1	0	0	0	0	0	0	0	7	0	0	.310	
Apr 26	TULANE	*c	4	1	2	1	1	0	0	0	0	0	0	0	0	0	0	6	0	0	.315	
Apr 28	TULANE-1	*1b	3	0	1	1	0	0	0	0	0	0	0	0	0	0	0	10	0	0	.316	
Apr 28	TULANE-2	*1b/c	3	1	1	0	0	0	0	1	0	0	1	0	0	0	0	9	0	0	.316	
Totals			41gs	155	25	49	28	7	0	2	12	0	0	16	4	1	7	22	330	24	2	.316

On base pct. .418 • Slugging pct. .400

**CAREER STATS**

Year	avg	gp-gs	ab	r	h	2b	3b	hr	rbi	bb	so	sb-att
2023	.315	54-54	197	34	62	15	0	1	26	18	21	1-3
2024	.316	44-41	155	25	49	7	0	2	28	12	22	0-0
TOTAL	.315	98-95	352	59	111	22	0	3	54	30	43	1-3



**6 BRAYDEN LUIKART**

**REDSHIRT SOPHOMORE**

**OF | L/L | 6-0**

**ST. JOSEPH, MO (JOHNSON COUNTY CC)**

**CAREER HIGHS**

	Opponent	Date
At-Bats	4 2x, last at ECU	4/20/24
Hits	2 at Little Rock	2/17/24
Doubles	-	-
Triples	-	-
Home Runs	-	-
RBI's	1 3x, last at ECU	4/20/24
Runs	2 FAU	4/13/24
Walks	2 2x, last FAU	4/13/24
Stolen Bases	-	-
Sac Hits	-	-
Sac Flies	1 at ECU	4/20/24

**SEASON HIGHS**

	Opponent	Date
At-Bats	4 at Little Rock	2/17/24
Hits	2 at Little Rock	2/17/24
Doubles	-	-
Triples	-	-
Home Runs	-	-
RBI's	1 at Little Rock	2/17/24
Runs	2 FAU	4/13/24
Walks	2 2x, last FAU	4/13/24
Stolen Bases	-	-
Sac Hits	-	-
Sac Flies	1 at ECU	4/20/24

**SUPERLATIVES**

	Season	Career
Multi-Hit Games	1	1
Multi-RBI Games	-	-
Multi-Run Games	1	1
Multi-SB Games	-	-

**NOTES**

- Only two-way player for Wichita State in 2024, has played primarily OF
- Slashed .321/.443/.488 with 18 doubles, three triples, four home runs and 37 RBI at Johnson County CC last season
- A Region 6 Gold Glove recipient, the first JCCC player to receive the honor
- Redshirted for CWS runner-up Oklahoma team in 2022

**2024 GAME-BY-GAME**

Date	Opponent	Pos	AB	R	H	RBI	2B	3B	HR	BB	SB	CS	HBP	SAC	SF	GDP	K	PO	A	E	Avg	
Feb 17	at Little Rock	*dh	4	0	2	1	0	0	0	0	0	0	0	0	0	0	0	0	0	0	0	.500
Feb 18	at Little Rock	*of	1	1	0	0	0	0	0	2	0	0	1	0	0	0	1	0	1	0	1	.400
Feb 23	vs Virginia	ph	1	0	0	0	0	0	0	0	0	0	0	0	0	0	0	0	0	0	0	.333
Mar 05	at Oklahoma	*of	2	0	0	0	0	0	0	1	0	0	0	0	0	0	0	0	0	0	0	.250
Mar 15	GONZAGA	*of	2	0	0	0	0	0	0	0	0	0	0	0	0	0	0	1	0	0	0	.200
Apr 13	FAU	*dh	2	2	1	0	0	0	0	2	0	0	1	0	0	0	0	0	0	0	0	.250
Apr 19	at East Carolina	ph/of	1	0	0	1	0	0	0	0	0	0	0	0	0	0	0	0	0	0	0	.231
Apr 20	at East Carolina-1	*of	4	1	1	0	0	0	0	0	0	0	0	0	0	0	0	0	5	0	0	.235
Apr 20	at East Carolina-2	*of	3	0	1	1	0	0	0	0	0	0	0	0	1	0	1	0	0	1	0	.250
Apr 23	at Oklahoma	*of	3	0	0	0	0	0	0	0	0	0	0	0	0	0	2	4	0	0	0	.217
Totals		8gs	23	4	5	3	0	0	0	5	0	0	2	0	1	0	4	11	0	2	1	.217

On base pct. .387 • Slugging pct. .217

**#6 Luikart, Brayden - 1 appearance (All games)**

Date	Opponent	GS	IP	H	R	ER	BB	SO	2B	3B	HR	WP	BK	HBP	IBB	Score	W-L	Sv	ERA	NP
Apr 02	OKLAHOMA		0.2	1	1	1	1	0	1	0	0	0	0	0	0	2-11	0-0	0	13.50	19
Totals		0	0.2	1	1	1	1	0	1	0	0	0	0	0	0	2-11	0-0	0	13.50	19

**CAREER STATS**

Year	avg	gp-gs	ab	r	h	2b	3b	hr	rbi	bb	so	sb-att
2024	.217	10-8	23	4	5	0	0	0	3	5	4	0-0
TOTAL	.217	10-8	23	4	5	0	0	0	3	5	4	0-0



**7 ALEX BIRGE**

**REDSHIRT SOPHOMORE**

**C | L/R | 6-0**

**OLATHE, KS (OLATHE WEST HS)**

**CAREER HIGHS**

	Opponent	Date
At-Bats	5, 2x, last at UAB	3/23/24
Hits	2, 3x, last FAU	4/13/24
Doubles	1, at ECU	4/20/24
Triples	-	-
Home Runs	-	-
RBI	3, at Little Rock	2/17/24
Runs	3, 2x, last FAU	4/13/24
Walks	2, 2x, last FAU	4/13/24
Stolen Bases	-	-
Sac Hits	1, 3x, last at USF	4/7/24
Sac Flies	-	-

**SEASON HIGHS**

	Opponent	Date
At-Bats	5, 2x, last at UAB	3/23/24
Hits	2, 2x, last FAU	4/13/24
Doubles	1, at ECU	4/20/24
Triples	-	-
Home Runs	-	-
RBI	3, at Little Rock	2/17/24
Runs	3, 2x, last FAU	4/13/24
Walks	2, FAU	4/13/24
Stolen Bases	-	-
Sac Hits	1, 3x, last at USF	4/7/24
Sac Flies	-	-

**SUPERLATIVES**

	Season	Career
Multi-Hit Games	2	3
Multi-RBI Games	1	1
Multi-Run Games	2	2
Multi-SB Games	-	-

**NOTES**

- Doubled on 4/20 at East Carolina for first career extra-base hit
- OBP is 188 points higher than batting average (10 BB, 5 HBP)
- Has seen reps at third base in addition to duties as backup catcher
- Granted a medical redshirt in 2022
- Honorable Mention All-State quarterback at Olathe West High School

**2024 GAME-BY-GAME**

Date	Opponent	Pos	AB	R	H	RBI	2B	3B	HR	BB	SB	CS	HBP	SAC	SF	GDP	K	PO	A	E	Avg
Feb 17	at Little Rock	*3b	5	3	2	3	0	0	0	0	0	0	0	0	0	0	1	0	0	0	.400
Feb 18	at Little Rock	*c	2	0	0	0	0	0	0	1	0	0	0	1	0	0	2	9	0	0	.286
Feb 24	vs Auburn	*3b/c	4	0	0	0	0	0	0	0	0	0	0	0	0	0	2	1	2	0	.182
Mar 03	UTAH TECH	*c	1	0	0	0	0	0	0	1	0	0	0	0	0	0	1	9	1	0	.167
Mar 10	LONG BEACH STATE	*c	0	1	0	0	0	0	0	1	0	0	1	0	0	0	0	5	0	0	.167
Mar 13	NEBRASKA	*c	1	0	0	0	0	0	0	1	0	0	2	0	0	0	1	9	1	0	.154
Mar 17	GONZAGA	*c	1	0	0	0	0	0	0	1	0	0	0	0	0	0	1	4	0	0	.143
Mar 23	at UAB	*c	5	0	0	0	0	0	0	0	0	0	0	0	0	0	2	6	1	0	.105
Mar 24	at UAB	*c	4	0	1	1	0	0	0	1	0	0	0	0	0	0	0	14	0	0	.130
Mar 28	RICE	*c	4	0	0	0	0	0	0	0	0	0	1	0	1	1	11	0	0	.111	
Mar 30	RICE	*c	3	1	1	0	0	0	0	1	0	0	0	0	0	0	2	7	2	0	.133
Apr 02	OKLAHOMA	*c	2	0	1	0	0	0	0	0	0	0	0	0	0	0	0	7	1	0	.156
Apr 03	KANSAS	*c	0	0	0	0	0	0	0	0	0	0	0	0	0	0	0	2	1	0	.156
Apr 07	at South Florida	*c	3	0	0	0	0	0	0	0	0	0	0	1	0	0	0	9	0	0	.143
Apr 10	at Kansas State	*c	3	0	0	0	0	0	0	0	0	0	0	0	0	0	1	4	3	0	.132
Apr 13	FAU	*c	2	3	2	0	0	0	0	2	0	0	1	0	0	0	0	10	0	1	.175
Apr 14	FAU	*c	3	0	0	0	0	0	0	1	0	0	0	0	0	0	3	12	0	0	.163
Apr 20	at East Carolina-2	*c	3	0	1	0	1	0	0	0	0	0	0	0	0	0	2	1	2	0	.174
Apr 28	TULANE-1	*c	3	1	1	0	0	0	0	0	0	0	0	0	0	0	1	4	1	0	.184
Apr 28	TULANE-2	*c	2	0	0	0	0	0	0	0	0	0	0	0	0	0	1	4	0	0	.176
Totals		19gs	51	9	9	4	1	0	0	10	0	0	5	3	0	1	21	128	15	1	.176

On base pct. .364 • Slugging pct. .196

**CAREER STATS**

Year	avg	gp-gs	ab	r	h	2b	3b	hr	rbi	bb	so	sb-att
2023	.222	18-2	18	4	4	0	0	0	0	5	8	0-0
2024	.176	20-19	51	9	9	1	0	0	4	10	21	0-0
TOTAL	.188	38-21	69	13	13	1	0	0	4	15	29	0-0



**S**

**DAYVIN JOHNSON**

**SENIOR**

**OF | L/L | 6-0**

**GARDNER, KS (CROWDER COLLEGE)**

**CAREER HIGHS**

	Opponent	Date
At-Bats	5 10x, last at ECU	4/20/24
Hits	3 3x, last Rice	3/28/24
Doubles	2 2x, last Gonzaga	3/17/24
Triples	-	-
Home Runs	1 6x, last at ECU	4/20/24
RBI's	4 2x, last at ECU	4/20/24
Runs	2 12x, last FAU	4/14/24
Walks	2 4x, last FAU	4/14/24
Stolen Bases	1 6x, last at ECU	4/20/24
Sac Hits	-	-
Sac Flies	-	-

**SEASON HIGHS**

	Opponent	Date
At-Bats	5 10x, last at ECU	4/20/24
Hits	3 3x, last Rice	3/28/24
Doubles	2 2x, last Gonzaga	3/17/24
Triples	-	-
Home Runs	1 6x, last at ECU	4/20/24
RBI's	4 2x, last at ECU	4/20/24
Runs	2 12x, last FAU	4/14/24
Walks	2 4x, last FAU	4/14/24
Stolen Bases	1 6x, last at ECU	4/20/24
Sac Hits	-	-
Sac Flies	-	-

**SUPERLATIVES**

	Season	Career
Multi-Hit Games	13	13
Multi-RBI Games	5	5
Multi-Run Games	12	12
Multi-SB Games	-	-

**NOTES**

- Had 22-game on-base streak snapped on 4/28 vs. Tulane
- First Team All-Region at Crowder in 2023, slashed .407/.507/.616
- Spent the 2023 fall at Nebraska
- Played two seasons at Iowa Western, slashing a combined .277/.396/.504
- Was originally committed to Wichita State in high school

**2024 GAME-BY-GAME**

Date	Opponent	Pos	AB	R	H	RBI	2B	3B	HR	BB	SB	CS	HBP	SAC	SF	GDP	K	PO	A	E	Avg	
Feb 16	at Little Rock	*of	4	2	1	0	0	0	0	1	1	0	0	0	0	0	2	3	0	0	.250	
Feb 17	at Little Rock	*of	3	2	1	0	1	0	0	1	0	0	0	0	0	0	1	2	0	0	.286	
Feb 18	at Little Rock	2b/of	2	0	0	0	0	0	0	0	0	0	0	0	0	0	0	1	0	0	.222	
Feb 23	vs Virginia	*of	4	0	1	1	0	0	0	0	0	0	0	0	0	0	1	2	1	0	.231	
Feb 24	vs Auburn	*of	3	1	3	3	0	0	1	1	0	0	0	0	0	0	0	5	0	0	.375	
Feb 25	vs Iowa	*of	5	0	2	0	1	0	0	0	0	0	0	0	0	0	2	2	0	0	.381	
Feb 28	at Oral Roberts	*of	3	0	2	1	0	0	0	1	1	0	0	0	0	0	0	4	0	0	.417	
Mar 01	UTAH TECH	*of	4	0	1	0	0	0	0	0	0	0	0	0	0	0	1	1	2	0	.353	
Mar 02	UTAH TECH	*of	2	0	1	0	0	0	0	1	0	0	0	0	0	0	0	0	0	0	.400	
Mar 03	UTAH TECH	*of	4	1	2	4	1	0	1	0	0	0	0	0	0	1	0	2	0	0	.412	
Mar 05	at Oklahoma	*of	4	1	1	0	0	0	0	0	0	0	0	0	0	0	2	3	0	0	.395	
Mar 08	LONG BEACH STATE	*of	4	0	0	0	0	0	0	0	0	0	0	0	0	0	2	2	0	0	.357	
Mar 09	LONG BEACH STATE	*of	4	0	0	0	0	0	0	0	0	0	0	0	0	0	0	1	0	0	.326	
Mar 10	LONG BEACH STATE	*of	3	2	1	1	1	0	0	1	0	0	0	0	0	0	0	1	0	0	.327	
Mar 12	NEBRASKA	*of	4	0	2	3	0	0	1	1	0	0	0	0	0	0	1	1	0	0	.315	
Mar 13	NEBRASKA	*of	5	1	1	0	0	0	0	0	0	0	0	0	0	0	0	1	2	0	.305	
Mar 15	GONZAGA	*of	5	1	1	0	0	0	0	0	0	0	0	0	0	0	2	2	0	0	.297	
Mar 16	GONZAGA	*of	4	2	2	3	2	0	1	0	0	0	0	0	0	0	0	1	0	0	.309	
Mar 17	GONZAGA	*of	2	1	2	0	2	0	0	0	0	0	0	2	0	0	0	2	0	0	.329	
Mar 19	KANSAS STATE	*of	5	2	3	0	1	0	0	0	0	0	0	0	0	0	2	4	0	0	.347	
Mar 22	at UAB	*of	4	0	0	0	0	0	0	0	0	0	0	0	0	0	3	3	0	0	.329	
Mar 23	at UAB	*of	4	2	2	3	0	0	1	1	0	0	0	0	0	0	2	2	0	0	.337	
Mar 24	at UAB	*of	3	2	1	0	0	0	0	2	0	0	0	0	0	0	1	1	0	0	.337	
Mar 26	OKLAHOMA STATE	*of	1	0	0	0	0	0	0	2	0	1	1	0	0	0	0	5	0	0	.333	
Mar 28	RICE	*of	3	2	3	0	1	0	0	2	0	0	0	0	0	0	0	1	0	2	.356	
Mar 29	RICE	*of	4	2	1	1	0	0	1	1	0	0	0	0	0	0	0	1	0	0	.351	
Mar 30	RICE	*of	4	2	1	0	0	0	0	1	0	0	0	0	0	0	2	1	0	0	.347	
Apr 02	OKLAHOMA	*of	5	0	2	0	0	0	0	0	0	0	0	0	0	0	2	3	0	0	.350	
Apr 03	KANSAS	*of	5	2	2	0	0	0	0	0	0	0	0	0	0	0	2	1	0	0	.352	
Apr 05	at South Florida	*of	4	0	1	1	0	0	0	0	0	0	0	0	0	0	3	2	1	0	.348	
Apr 06	at South Florida	*of	5	0	1	1	0	0	0	0	0	0	0	0	0	0	1	1	0	0	.342	
Apr 07	at South Florida	*of	5	0	1	0	0	0	0	0	1	0	0	0	0	0	1	1	0	0	.336	
Apr 09	OKLAHOMA STATE	*of	4	1	1	0	0	0	0	1	0	0	1	0	0	0	1	2	0	1	.333	
Apr 10	at Kansas State	*of	4	0	2	1	1	0	0	0	0	0	0	0	0	0	1	2	0	0	.338	
Apr 12	FAU	*of	4	1	1	1	1	0	0	0	0	0	0	0	0	0	1	5	0	0	.336	
Apr 13	FAU	*of	5	1	1	1	0	0	1	1	0	0	0	0	0	0	3	3	0	0	.331	
Apr 14	FAU	*of	3	0	0	0	0	0	0	2	0	0	0	0	0	0	0	1	0	0	.326	
Apr 17	ORAL ROBERTS	*of	3	1	1	0	0	0	0	1	0	0	0	0	0	0	1	2	0	0	.326	
Apr 19	at East Carolina	*of	4	0	2	0	1	0	0	0	0	0	0	0	0	0	2	2	0	0	.331	
Apr 20	at East Carolina-1	*of	4	1	1	4	0	0	1	1	0	0	0	0	0	0	1	4	0	0	.329	
Apr 20	at East Carolina-2	*of	5	1	1	1	0	0	0	0	1	0	0	0	0	0	0	4	0	0	.325	
Apr 23	at Oklahoma	*of	3	0	0	0	0	0	0	1	0	0	0	0	0	0	1	1	0	0	.319	
Apr 26	TULANE	*of	4	1	1	0	0	0	0	1	0	0	0	0	0	0	1	1	0	0	.317	
Apr 28	TULANE-1	*of	3	0	0	0	0	0	0	0	0	0	0	0	0	0	2	2	0	0	.311	
Apr 28	TULANE-2	*of	4	0	0	0	0	0	0	1	0	0	0	0	0	0	1	4	0	0	.304	
Totals			44gs	171	38	52	29	14	0	6	25	6	1	4	0	0	2	48	97	2	3	.304

On base pct. .405 • Slugging pct. .491

**CAREER STATS**

Year	avg	gp-gs	ab	r	h	2b	3b	hr	rbi	bb	so	sb-att
2024	.304	45-44	171	38	52	14	0	6	29	25	48	6-7
TOTAL	.304	45-44	171	38	52	14	0	6	29	25	48	6-7





13

**RONALD ZAYAS**

**SENIOR**

**RHP | R/R | 6-1**

**MIAMI, FL (MIDDLE GEORGIA STATE COL.)**

**CAREER HIGHS**

	Opponent	Date
IP	Nebraska	3/12/24
Hits	2x, last Gonzaga	3/16/24
Runs	Auburn	2/24/24
ER	Auburn	2/24/24
BB	Gonzaga	3/16/24
SO	Nebraska	3/12/24

**SEASON HIGHS**

	Opponent	Date
IP	Nebraska	3/12/24
Hits	2x, last Gonzaga	3/16/24
Runs	Auburn	2/24/24
ER	Auburn	2/24/24
BB	Gonzaga	3/16/24
SO	Nebraska	3/12/24

**SUPERLATIVES**

	Season	Career
5+ Strikeouts	-	-
10+ Strikeouts	-	-
Scoreless App.	3	3
Hitless App.	1	1
Quality Starts	-	-

**NOTES**

- Turned in first hitless outing on 2024 against Oklahoma on 4/23
- Played two seasons at NAIA Middle Georgia State College before transferring to Wichita State
- Made 24 appearances over two seasons with the Knights, logging 20 starts and recording a 5.74 ERA in 106.2 innings
- Began college career at ASA Miami, played two seasons for the Silver Storm including COVID-shortened 2020 campaign

**2024 GAME-BY-GAME**

Date	Opponent	GS	IP	H	R	ER	BB	SO	2B	3B	HR	WP	BK	HBP	IBB	Score	W-L	Sv	ERA	NP
Feb 16	at Little Rock		0.0	1	0	0	1	0	0	0	0	0	0	0	0	18-5	0-0	0	0.00	13
Feb 24	vs Auburn		0.1	1	3	3	2	0	1	0	0	0	0	0	0	8-19	0-0	0	81.00	22
Mar 12	NEBRASKA		2.2	2	1	1	1	4	0	0	0	0	0	0	0	6-8	0-0	0	12.00	45
Mar 16	GONZAGA		1.0	2	2	2	3	1	0	1	0	0	0	0	0	10-5	0-0	0	13.50	28
Apr 09	OKLAHOMA STATE		1.0	1	0	0	0	1	0	0	0	0	0	0	0	5-9	0-0	0	10.80	16
Apr 23	at Oklahoma		1.0	0	0	0	1	1	0	0	0	0	0	0	0	1-3	0-0	0	9.00	14
Totals		0	6.0	7	6	6	8	7	1	1	0	0	0	0	0	48-49	0-0	0	9.00	-

**CAREER STATS**

Year	era	w-l	app	gs	cg	sho	sv	ip	h	r	er	bb	so
2024	9.00	0-0	6	0	0	0/0	0	6.0	7	6	6	8	7
TOTAL	9.00	0-0	6	0	0	0/0	0	6.0	7	6	6	8	7



IS

**RYAN CALLAHAN**

**REDSHIRT JUNIOR**

**INF | L/R | 6-2**

**OVERLAND PARK, KS (JOHNSON COUNTY CC)**

**CAREER HIGHS**

	Opponent	Date
At-Bats	6 at Little Rock	2/17/24
Hits	3 2x, last Utah Tech	3/3/24
Doubles	2 at USF	4/6/24
Triples	-	-
Home Runs	1 2x, last at ECU	4/20/24
RBI's	3 Texas Southern	4/20/22
Runs	3 at Little Rock	2/16/24
Walks	2 4x, last at Little Rock	2/16/24
Stolen Bases	1 West Virginia	4/29/22
Sac Hits	1 4x, last Gonzaga	3/16/24
Sac Flies	1 2x, last Rice	3/29/24

**SEASON HIGHS**

	Opponent	Date
At-Bats	6 at Little Rock	2/17/24
Hits	3 2x, last Utah Tech	3/3/24
Doubles	2 at USF	4/6/24
Triples	-	-
Home Runs	1 at ECU	4/20/24
RBI's	1 7x, last Rice	3/29/24
Runs	3 at Little Rock	2/16/24
Walks	2 at Little Rock	2/16/24
Stolen Bases	-	-
Sac Hits	1 4x, last Gonzaga	3/16/24
Sac Flies	1 Rice	3/29/24

**SUPERLATIVES**

	Season	Career
Multi-Hit Games	7	7
Multi-RBI Games	-	2
Multi-Run Games	5	5
Multi-SB Games	-	-

**NOTES**

- Eight of his last ten hits have gone for extra bases, including 1st homer of the season on 4/20 against nation's ERA leader Wyatt Lunsford-Shenkman
- First Team All-Region at Johnson County CC, slashed .425/.537/.597
- Spent two seasons at Kansas, redshirting in 2021 and playing in 30 games in 2022 before transferring to JCCC

**2024 GAME-BY-GAME**

Date	Opponent	Pos	AB	R	H	RBI	2B	3B	HR	BB	SB	CS	HBP	SAC	SF	GDP	K	PO	A	E	Avg
Feb 16	at Little Rock	*1b	3	3	2	1	1	0	0	0	2	0	0	1	0	0	0	9	0	0	.667
Feb 17	at Little Rock	*1b	6	2	3	1	0	0	0	0	0	0	0	0	0	0	1	4	0	0	.556
Feb 18	at Little Rock	*1b	4	1	2	0	0	0	0	1	0	0	0	0	0	0	1	5	0	0	.538
Feb 23	vs Virginia	*1b	4	0	1	1	0	0	0	1	0	0	0	0	0	0	2	6	0	0	.471
Feb 24	vs Auburn	*1b/3b	5	1	1	1	0	0	0	0	0	0	0	0	0	0	2	2	0	0	.409
Feb 25	vs Iowa	*3b/1b	2	2	0	0	0	0	0	0	0	0	3	0	0	0	2	3	0	0	.375
Feb 28	at Oral Roberts	*1b	5	0	1	0	0	0	0	0	0	0	0	0	0	0	2	10	0	0	.345
Mar 01	UTAH TECH	*1b	4	1	1	0	0	0	0	1	0	0	0	0	0	0	1	10	0	0	.333
Mar 02	UTAH TECH	ph/1b	1	0	0	0	0	0	0	0	0	0	0	0	0	0	0	2	0	0	.324
Mar 03	UTAH TECH	*1b	4	0	3	0	1	0	0	0	0	0	0	0	0	0	7	0	0	0	.368
Mar 05	at Oklahoma	*1b	3	0	0	0	0	0	0	0	0	0	0	0	1	0	6	0	0	0	.341
Mar 08	LONG BEACH STATE	*1b	3	1	1	0	0	0	0	0	0	0	1	0	0	0	1	6	0	0	.341
Mar 09	LONG BEACH STATE	*1b	3	1	2	0	0	0	0	0	0	0	0	0	0	0	10	0	0	0	.362
Mar 10	LONG BEACH STATE	*1b	4	0	0	0	0	0	0	0	0	0	1	0	1	1	11	0	0	0	.333
Mar 12	NEBRASKA	*1b	3	1	2	1	0	0	0	1	0	0	0	0	0	0	11	0	0	0	.352
Mar 13	NEBRASKA	*1b	4	2	1	1	0	0	0	1	0	0	0	0	0	0	12	0	1	0	.345
Mar 15	GONZAGA	*1b	3	0	0	0	0	0	0	1	0	0	0	1	0	0	11	0	0	0	.328
Mar 16	GONZAGA	*1b	3	0	0	0	0	0	0	0	0	0	0	1	0	0	12	0	0	0	.312
Mar 19	KANSAS STATE	*1b	3	1	0	0	0	0	0	0	0	0	1	0	0	0	6	0	0	0	.299
Mar 22	at UAB	*1b	3	0	0	0	0	0	0	0	0	0	0	0	0	3	3	1	0	0	.286
Mar 26	OKLAHOMA STATE	*1b	4	0	1	0	0	0	0	0	0	0	0	0	0	1	7	1	0	0	.284
Mar 29	RICE	*1b	3	0	0	1	0	0	0	0	0	0	0	0	1	0	1	7	0	0	.273
Apr 03	KANSAS	*1b	3	0	1	0	0	0	0	0	0	0	0	0	0	0	1	10	0	0	.275
Apr 05	at South Florida	*1b	3	1	2	0	1	0	0	0	0	0	0	0	0	0	7	1	0	0	.289
Apr 06	at South Florida	*1b	4	2	2	0	2	0	0	0	0	0	0	0	0	0	1	8	0	0	.299
Apr 09	OKLAHOMA STATE	*1b	4	0	1	0	1	0	0	1	0	0	0	0	0	0	1	5	1	0	.297
Apr 12	FAU	*1b	4	0	1	0	1	0	0	0	0	0	0	0	0	0	1	7	0	0	.295
Apr 13	FAU	*1b	2	0	0	0	0	0	0	0	0	0	0	0	0	0	1	4	0	0	.289
Apr 17	ORAL ROBERTS	*1b	3	0	1	0	0	0	0	0	0	0	1	0	0	0	12	0	0	0	.290
Apr 19	at East Carolina	*1b	3	0	1	0	1	0	0	0	0	0	0	0	0	0	1	8	1	0	.291
Apr 20	at East Carolina-1	ph/1b	1	0	0	0	0	0	0	0	0	0	0	0	0	0	0	0	0	0	.288
Apr 20	at East Carolina-2	*1b	2	1	1	1	0	0	1	0	0	0	0	0	0	0	5	0	0	0	.292
Apr 23	at Oklahoma	*1b	4	0	1	0	1	0	0	0	0	0	0	0	0	0	6	0	1	0	.291
Apr 26	TULANE	*1b	3	0	0	0	0	0	0	0	0	0	0	0	0	0	1	10	0	0	.283
Apr 28	TULANE-2	ph/1b	1	0	0	0	0	0	0	0	0	0	0	0	0	0	0	0	0	0	.281
Totals		31gs	114	20	32	8	9	0	1	9	0	0	6	4	1	3	27	242	5	2	.281

On base pct. .362 • Slugging pct. .386

**CAREER STATS**

Year	avg	gp-gs	ab	r	h	2b	3b	hr	rbi	bb	so	sb-att
2024	.281	35-31	114	20	32	9	0	1	8	9	27	0-0
TOTAL	.281	35-31	114	20	32	9	0	1	8	9	27	0-0





**17 CADEN FAVORS**

**SENIOR**

**LHP | R/L | 6-3**

**MIDWEST CITY, OK (SEMINOLE STATE)**

**2024 GAME-BY-GAME**

Date	Opponent	GS	IP	H	R	ER	BB	SO	2B	3B	HR	WP	BK	HBP	IBB	Score	W-L	Sv	ERA	NP	
Feb 16	at Little Rock	*	5.2	7	4	4	1	8	2	0	0	0	0	0	0	18-5	1-0	0	6.35	87	
Feb 23	vs Virginia	*	6.2	8	2	1	2	7	1	0	0	0	1	1	0	4-5	1-0	0	3.65	109	
Mar 01	UTAH TECH	*	9.0	5	0	0	1	10	1	0	0	0	0	0	0	8-0	2-0	0	2.11	114	
Mar 08	LONG BEACH STATE	*	7.0	2	0	0	2	10	0	0	0	0	0	0	0	4-1	3-0	0	1.59	110	
Mar 15	GONZAGA	*	6.0	8	3	2	1	4	1	0	0	1	0	0	0	10-6	4-0	0	1.83	87	
Mar 22	at UAB	*	6.0	6	5	5	3	7	2	0	1	0	0	0	0	3-5	4-1	0	2.68	111	
Mar 26	OKLAHOMA STATE	*	1.0	2	1	1	0	1	1	0	0	1	0	0	0	0-3	4-1	0	2.83	22	
Mar 29	RICE	*	7.0	5	2	2	0	8	0	1	1	1	0	1	0	10-3	5-1	0	2.79	104	
Apr 05	at South Florida	*	6.1	13	6	5	1	7	2	0	1	0	0	0	0	3-7	5-2	0	3.29	95	
Apr 12	FAU	*	7.0	8	4	4	1	9	3	0	2	0	0	0	0	2-4	5-3	0	3.50	108	
Apr 19	at East Carolina	*	6.0	10	6	4	1	7	0	1	0	1	0	1	0	4-6	5-4	0	3.72	105	
Apr 28	TULANE-1	*	6.0	2	2	2	3	4	0	0	0	1	0	0	0	6-3	6-4	0	3.67	101	
Totals			11	73.2	76	35	30	16	82	13	2	6	5	1	3	0	72-48	6-4	0	3.67	-

**CAREER HIGHS**

	Opponent	Date
IP	Utah Tech	3/1/24
Hits	at USF	4/5/24
Runs	2x, last at ECU	4/19/24
ER	2x, last at USF	4/5/24
BB	3x, last Tulane	4/28/24
SO	2x, last Long Beach St.	3/8/24

**SEASON HIGHS**

	Opponent	Date
IP	Utah Tech	3/1/24
Hits	at USF	4/5/24
Runs	2x, last at ECU	4/19/24
ER	2x, last at USF	4/5/24
BB	2x, last Tulane	4/28/24
SO	2x, last Long Beach St.	3/8/24

**SUPERLATIVES**

	Season	Career
5+ Strikeouts	8	11
10+ Strikeouts	2	2
Scoreless App.	2	21
Hitless App.	-	8
Quality Starts	6	6

**NOTES**

- Allowed 31 hits over three starts from 4/5-4/19 (19.1 innings) but allowed just two over 6.0 innings against Tulane on 4/28
- Most experienced arm on the staff in appearances (56), starts (20), and innings pitched (167.0)
- Had a stretch last season from 4/2-4/26 allowing 11 runs in 2.1 innings, otherwise allowed 10 runs in 40.0 innings
- Set a school record in 2022 by starting three consecutive games as an opener (Oklahoma 5/16, South Florida 5/19 and 5/21).

**CAREER STATS**

Year	era	w-l	app	gs	cg	sho	sv	ip	h	r	er	bb	so
2022	2.82	2-1	23	6	0	0/2	0	51.0	45	20	16	12	47
2023	4.04	3-4	21	3	0	0/1	1	42.1	41	23	19	15	37
2024	3.67	6-4	12	11	1	1/0	0	73.2	76	35	30	16	82
TOTAL	3.50	11-9	56	20	1	1/3	1	167.0	162	78	65	43	166



# 18 JORDAN ROGERS

**REDSHIRT JUNIOR**  
OF | R/R | 6-0  
ROBINSON, TX (ROBINSON HS)

### CAREER HIGHS

	Opponent	Date
At-Bats	5 11x, last Tulane	4/28/24
Hits	4 2x, last at UAB	3/23/24
Doubles	2 2x, last Kansas St.	3/19/24
Triples	1 3x, last at Oklahoma	4/23/24
Home Runs	1 9x, last Tulane	4/28/24
RBIs	5 Gonzaga	3/15/24
Runs	5 at Little Rock	2/16/24
Walks	2 2x, last at ECU	4/19/24
Stolen Bases	2 at Cincinnati	4/1/23
Sac Hits	1 3x, last FAU	4/14/24
Sac Flies	2 at Utah Tech	2/25/23

### SEASON HIGHS

	Opponent	Date
At-Bats	5 3x, last Tulane	4/28/24
Hits	4 2x, last at UAB	3/23/24
Doubles	2 Kansas State	3/19/24
Triples	1 2x, last at Oklahoma	4/23/24
Home Runs	1 8x, last Tulane	4/28/24
RBIs	5 Gonzaga	3/15/24
Runs	5 at Little Rock	2/16/24
Walks	2 2x, last at ECU	4/19/24
Stolen Bases	1 3x, last Rice	3/29/24
Sac Hits	1 2x, last FAU	4/14/24
Sac Flies	-	-

### SUPERLATIVES

	Season	Career
Multi-Hit Games	13	26
Multi-RBI Games	8	12
Multi-Run Games	11	15
Multi-SB Games	-	1

### NOTES

- Homered three times in the last four games including both games of doubleheader against Tulane on 4/28
- Hit .307 as a redshirt freshman in 2022, average dropped more than 200 points in sophomore season
- One of seven children (one sister, five brothers)

## 2024 GAME-BY-GAME

Date	Opponent	Pos	AB	R	H	RBI	2B	3B	HR	BB	SB	CS	HBP	SAC	SF	GDP	K	PO	A	E	Avg
Feb 16	at Little Rock	*2b/of	3	5	2	3	0	0	0	1	1	0	2	0	0	0	0	0	4	1	.667
Feb 17	at Little Rock	*2b	4	0	0	0	0	0	0	2	0	0	0	0	0	0	3	0	1	0	.286
Feb 18	at Little Rock	*of/2b	4	0	0	0	0	0	0	1	0	0	0	0	0	1	1	5	0	0	.182
Feb 23	vs Virginia	*2b	3	0	0	0	0	0	0	0	0	0	1	0	0	0	2	3	4	0	.143
Feb 25	vs Iowa	*2b	4	2	2	3	0	0	1	1	0	0	0	0	0	0	0	1	1	0	.222
Feb 28	at Oral Roberts	*2b	4	0	0	0	0	0	0	0	0	0	0	0	0	0	2	2	1	3	.182
Mar 01	UTAH TECH	*2b	2	0	0	0	0	0	0	0	0	0	2	0	0	0	0	1	3	0	.167
Mar 02	UTAH TECH	*of/2b	4	0	0	0	0	0	0	0	0	0	0	0	0	0	1	3	0	0	.143
Mar 03	UTAH TECH	ph/2b	2	0	1	0	1	0	0	0	0	0	0	0	0	0	1	0	1	0	.167
Mar 05	at Oklahoma	*2b/1b	3	0	0	0	0	0	0	0	0	0	0	0	0	0	0	3	3	0	.152
Mar 08	LONG BEACH STATE	*of	3	2	2	0	0	0	0	0	0	0	1	0	0	0	1	0	0	1	.194
Mar 09	LONG BEACH STATE	*of	4	1	1	2	0	0	1	0	0	0	0	0	0	0	1	2	0	0	.200
Mar 10	LONG BEACH STATE	*2b	1	0	0	0	0	0	0	0	0	0	0	0	0	0	1	1	0	0	.195
Mar 12	NEBRASKA	*of/2b	4	1	1	2	0	0	1	0	0	0	0	0	0	0	1	1	0	0	.200
Mar 13	NEBRASKA	*2b/of	3	2	2	2	0	1	0	0	1	0	1	0	0	0	1	1	3	0	.229
Mar 15	GONZAGA	*2b	4	2	4	5	0	0	1	0	0	0	1	0	0	0	0	3	2	0	.288
Mar 16	GONZAGA	*2b	4	1	2	1	0	0	0	0	0	0	1	0	0	0	1	4	6	0	.304
Mar 17	GONZAGA	*2b	4	0	1	1	1	0	0	1	0	0	0	0	0	0	1	1	2	0	.300
Mar 19	KANSAS STATE	*2b	4	2	2	1	2	0	0	0	0	0	0	0	0	0	1	2	2	0	.312
Mar 22	at UAB	*2b	4	0	1	0	0	0	0	0	0	0	0	0	0	0	1	1	1	0	.309
Mar 23	at UAB	*2b	4	2	4	0	1	0	0	0	0	1	1	0	0	0	0	3	7	0	.347
Mar 24	at UAB	*2b	4	0	0	0	0	0	0	0	0	0	1	0	0	0	2	2	1	0	.329
Mar 26	OKLAHOMA STATE	*2b	4	0	1	0	0	0	0	0	0	0	0	0	0	0	3	1	4	1	.325
Mar 28	RICE	*2b	2	1	1	2	0	0	1	0	0	0	2	0	0	0	0	2	4	0	.329
Mar 29	RICE	*2b	4	2	2	0	0	0	0	1	0	1	0	0	0	0	1	1	2	0	.337
Mar 30	RICE	*2b	3	1	1	1	0	0	0	0	0	0	1	0	0	0	1	0	2	0	.337
Apr 02	OKLAHOMA	*2b	4	0	0	0	0	0	0	0	0	0	0	0	0	0	1	2	2	0	.323
Apr 03	KANSAS	*2b	4	2	3	0	1	0	0	1	0	0	0	0	0	0	1	1	4	0	.340
Apr 05	at South Florida	*2b	4	0	0	0	0	0	0	0	0	0	0	0	0	0	0	1	2	0	.327
Apr 06	at South Florida	*2b	4	0	0	0	0	0	0	0	0	0	0	0	0	0	1	2	0	0	.314
Apr 07	at South Florida	*2b	4	1	1	0	0	0	0	0	0	0	1	0	0	0	2	1	4	0	.312
Apr 09	OKLAHOMA STATE	ph/2b	3	2	1	0	0	0	0	0	0	0	0	0	0	0	0	2	0	0	.312
Apr 10	at Kansas State	*2b	3	0	2	0	0	0	0	0	0	0	1	0	0	0	0	3	3	0	.322
Apr 12	FAU	*2b	4	0	0	0	0	0	0	0	0	0	0	0	0	0	2	1	2	0	.311
Apr 13	FAU	*2b	5	2	3	0	1	0	0	0	0	0	0	0	0	0	1	2	6	0	.323
Apr 14	FAU	*2b	2	1	0	0	0	0	0	0	0	0	1	1	0	0	0	1	0	0	.317
Apr 17	ORAL ROBERTS	*2b	3	1	0	0	0	0	0	1	0	0	0	0	0	0	0	3	6	1	.310
Apr 19	at East Carolina	*2b	2	1	0	1	0	0	0	2	0	0	0	0	0	0	1	1	3	0	.305
Apr 20	at East Carolina-1	*2b	5	1	1	1	0	0	0	0	0	0	0	0	0	0	1	0	4	0	.301
Apr 20	at East Carolina-2	*2b	4	1	1	0	0	0	0	0	0	0	0	0	0	0	2	0	5	1	.300
Apr 23	at Oklahoma	*2b	3	1	2	1	0	1	1	0	0	0	1	0	0	0	0	0	5	0	.308
Apr 26	TULANE	*2b	4	1	1	0	0	0	0	1	0	0	0	0	0	0	3	3	5	0	.306
Apr 28	TULANE-1	*2b	3	2	2	1	0	0	1	1	0	0	0	0	0	0	1	0	1	2	.313
Apr 28	TULANE-2	*2b	5	1	1	2	0	0	1	0	0	0	0	0	0	0	1	2	2	0	.310
Totals		41gs	155	41	48	29	7	2	8	13	3	1	18	2	0	2	42	69	111	5	.310

On base pct. .425 • Slugging pct. .535

## CAREER STATS

Year	avg	gp-gs	ab	r	h	2b	3b	hr	rbi	bb	so	sb-att
2022	.307	42-34	140	17	43	9	0	1	21	13	31	2-5
2023	.104	34-10	48	11	5	1	1	0	6	6	15	2-3
2024	.310	44-41	155	41	48	7	2	8	29	13	42	3-4
TOTAL	.280	120-85	343	69	96	17	3	9	56	32	88	7-12



# 21 JADEN GUSTAFSON

**SOPHOMORE**  
OF | L/L | 6-3  
WICHITA, KS (MAIZE HS)

### CAREER HIGHS

	Opponent	Date
At-Bats	5 7x, last Oklahoma St.	4/9/24
Hits	4 3x, last Rice	3/29/24
Doubles	2 3x, last Rice	3/29/24
Triples	1 3x, last Gonzaga	3/9/24
Home Runs	-	-
RBI	3 4x, last Rice	3/30/24
Runs	3 2x, last Rice	3/29/24
Walks	3 at Tulane	4/14/23
Stolen Bases	1 2x, last Gonzaga	3/17/24
Sac Hits	1 3x, last Kansas	3/3/24
Sac Flies	1 2x, last East Carolina	4/22/23

### SEASON HIGHS

	Opponent	Date
At-Bats	5 6x, last Oklahoma St.	4/9/24
Hits	4 3x, last Rice	3/29/24
Doubles	2 3x, last Rice	3/29/24
Triples	1 2x, last Gonzaga	3/9/24
Home Runs	-	-
RBI	3 4x, last Rice	3/30/24
Runs	3 2x, last Rice	3/29/24
Walks	2 Long Beach State	3/10/24
Stolen Bases	1 Gonzaga	3/17/24
Sac Hits	1 2x, last Kansas	3/3/24
Sac Flies	-	-

### SUPERLATIVES

	Season	Career
Multi-Hit Games	7	9
Multi-RBI Games	6	7
Multi-Run Games	6	7
Multi-SB Games	-	-

### NOTES

- Recorded three four-hit games in the span of 10 contests from 3/15-3/29  
 - Father, Devonne, played basketball collegiately at Texas Tech and mother, Andrea, played softball collegiately at Oregon and is now the head softball coach at Newman University

## 2024 GAME-BY-GAME

Date	Opponent	Pos	AB	R	H	RBI	2B	3B	HR	BB	SB	CS	HBP	SAC	SF	GDP	K	PO	A	E	Avg	
Feb 16	at Little Rock	*of	4	0	2	1	0	0	0	0	0	0	0	0	0	0	1	2	0	0	.500	
Feb 17	at Little Rock	*of	2	0	0	0	0	0	0	0	0	0	0	0	0	0	0	0	0	0	.333	
Feb 23	vs Virginia	*dh	5	1	2	0	2	0	0	0	0	0	0	0	0	0	1	0	0	0	.364	
Feb 24	vs Auburn	*dh	2	1	0	0	0	0	0	0	0	0	2	0	0	0	0	0	0	0	.308	
Feb 25	vs Iowa	*dh	5	2	1	2	0	0	0	0	0	0	0	0	0	0	3	0	0	0	.278	
Feb 28	at Oral Roberts	*dh	3	1	1	0	0	0	0	1	0	0	0	0	0	0	0	0	0	0	.286	
Mar 01	UTAH TECH	*dh	3	2	2	3	0	0	0	0	0	0	0	0	0	0	0	0	0	0	.333	
Mar 03	UTAH TECH	*dh	3	0	0	0	0	0	0	1	0	0	0	0	0	0	1	0	0	0	.296	
Mar 05	at Oklahoma	*dh	2	0	1	0	0	0	0	1	0	0	0	0	0	0	0	0	0	0	.310	
Mar 09	LONG BEACH STATE	*dh	4	1	1	1	0	1	0	0	0	0	0	0	0	0	1	0	0	0	.303	
Mar 10	LONG BEACH STATE	*dh	2	0	0	0	0	0	0	2	0	0	0	0	0	0	1	0	0	0	.286	
Mar 12	NEBRASKA	ph/dh	2	0	1	1	0	0	0	0	0	0	0	0	0	0	0	0	0	0	.297	
Mar 13	NEBRASKA	*of	4	0	2	0	1	0	0	0	0	0	0	1	0	0	0	0	0	0	.317	
Mar 15	GONZAGA	*dh	5	3	4	0	1	1	0	0	0	0	0	0	0	0	0	0	0	0	.370	
Mar 16	GONZAGA	*dh	4	1	1	0	0	0	0	1	0	0	0	0	0	0	0	0	0	0	.360	
Mar 17	GONZAGA	*dh	3	0	1	0	0	0	0	1	1	0	0	0	0	0	0	0	0	0	.358	
Mar 19	KANSAS STATE	*dh	4	0	0	0	0	0	0	0	0	0	0	0	0	1	1	0	0	0	.333	
Mar 22	at UAB	*dh	4	0	0	0	0	0	0	0	0	0	0	0	0	0	2	0	0	0	.311	
Mar 23	at UAB	*dh	4	1	1	2	1	0	0	1	0	0	0	0	0	0	1	0	0	0	.308	
Mar 24	at UAB	*of	5	2	4	3	2	0	0	0	0	0	0	0	0	0	1	1	0	0	.343	
Mar 26	OKLAHOMA STATE	*dh	4	0	0	0	0	0	0	0	0	0	0	0	0	0	1	0	0	0	.324	
Mar 28	RICE	*of	3	1	0	1	0	0	0	0	0	0	1	0	0	0	1	2	0	0	.312	
Mar 29	RICE	*dh	4	3	4	3	2	0	0	0	0	0	0	0	0	0	0	0	0	0	.346	
Mar 30	RICE	*of	3	2	1	3	0	0	0	1	0	0	0	0	0	0	0	3	0	0	.345	
Apr 02	OKLAHOMA	*dh	4	0	2	0	0	0	0	0	0	0	0	0	1	0	0	1	0	0	.352	
Apr 03	KANSAS	*of	4	0	0	0	0	0	0	0	0	0	0	0	0	0	2	2	0	0	.337	
Apr 05	at South Florida	*of	4	0	1	0	1	0	0	0	0	0	0	0	0	0	1	1	0	0	.333	
Apr 06	at South Florida	*dh	4	0	0	0	0	0	0	0	0	0	0	0	0	0	1	1	0	0	.320	
Apr 07	at South Florida	*dh	5	0	1	0	0	0	0	0	0	0	0	0	0	0	1	0	0	0	.314	
Apr 09	OKLAHOMA STATE	*of	5	0	2	0	1	0	0	0	0	0	0	0	0	0	1	1	0	0	.318	
Apr 10	at Kansas State	*dh	4	1	1	0	0	0	0	0	0	0	0	0	0	0	1	0	0	0	.316	
Apr 12	FAU	*dh	4	0	0	1	0	0	0	0	0	0	0	0	0	0	0	1	0	0	.305	
Apr 17	ORAL ROBERTS	ph	1	0	0	0	0	0	0	0	0	0	0	0	0	0	1	0	0	0	.303	
Apr 19	at East Carolina	ph/dh	2	1	1	0	0	0	0	0	0	0	0	0	0	0	0	0	0	0	.306	
Apr 20	at East Carolina-2	ph/of	0	0	0	0	0	0	0	1	0	0	0	0	0	0	0	1	0	0	.306	
Apr 23	at Oklahoma	ph	1	0	0	0	0	0	0	0	0	0	0	0	0	0	0	0	0	0	.303	
Totals			31gs	122	23	37	21	11	2	0	11	1	0	3	2	0	2	24	14	0	0	.303

On base pct. .375 • Slugging pct. .426

## CAREER STATS

Year	avg	gp-gs	ab	r	h	2b	3b	hr	rbi	bb	so	sb-att
2023	.255	28-13	51	8	13	1	1	0	7	9	16	1-2
2024	.294	37-32	126	23	37	11	2	0	22	11	25	1-1
TOTAL	.282	65-45	177	31	50	12	3	0	29	20	41	2-3



**22 MASON MUNZ**

**JUNIOR**

**RHP | R/R | 6-3**

**KINGMAN, KS (CLOUD COUNTY CC)**

**CAREER HIGHS**

		Opponent	Date
IP	2.2	Oklahoma State	4/9/24
Hits	1	4x, last Tulane	4/28/24
Runs	2	Oklahoma	4/2/24
ER	2	Oklahoma	4/2/24
BB	3	Oklahoma State	4/9/24
SO	6	Oklahoma State	4/9/24

**SEASON HIGHS**

		Opponent	Date
IP	2.2	Oklahoma State	4/9/24
Hits	1	4x, last Tulane	4/28/24
Runs	2	Oklahoma	4/2/24
ER	2	Oklahoma	4/2/24
BB	3	Oklahoma State	4/9/24
SO	6	Oklahoma State	4/9/24

**SUPERLATIVES**

	Season	Career
5+ Strikeouts	1	1
10+ Strikeouts	-	-
Scoreless App.	8	8
Hitless App.	7	7
Quality Starts	-	-

**NOTES**

- Has allowed just four hits in 11.1 total innings of work, all for extra bases
- Tossed 2.2 innings of hitless, scoreless relief against Oklahoma State on 4/9 with a career-high six strikeouts
- Made 28 relief appearances over the span of two seasons at Cloud County CC, totaling 29.2 innings
- Played for his father, Toby at Kingman HS
- Named All-State as a kicker and All-Conference as a defensive back for the Kingman HS football team

**2024 GAME-BY-GAME**

Date	Opponent	GS	IP	H	R	ER	BB	SO	2B	3B	HR	WP	BK	HBP	IBB	Score	W-L	Sv	ERA	NP
Feb 24	vs Auburn		1.2	0	0	0	2	2	0	0	0	0	0	0	0	8-19	0-0	0	0.00	32
Mar 12	NEBRASKA		0.2	1	0	0	0	1	1	0	0	0	0	0	0	6-8	0-0	0	0.00	14
Mar 17	GONZAGA		1.0	0	0	0	0	1	0	0	0	0	0	0	0	4-3	0-0	0	0.00	10
Apr 02	OKLAHOMA		0.1	1	2	2	1	1	1	0	0	1	1	0	0	2-11	0-0	0	4.91	17
Apr 09	OKLAHOMA STATE		2.2	0	0	0	3	6	0	0	0	0	0	0	0	5-9	0-0	0	2.84	48
Apr 12	FAU		1.0	0	0	0	0	0	0	0	0	0	0	1	0	2-4	0-0	0	2.45	16
Apr 14	FAU		0.2	0	0	0	1	1	0	0	0	0	0	0	0	10-5	0-0	0	2.25	9
Apr 17	ORAL ROBERTS		1.0	1	0	0	0	0	1	0	0	0	0	0	0	3-8	0-0	0	2.00	18
Apr 23	at Oklahoma		1.0	0	0	0	0	0	0	0	0	0	0	1	0	1-3	0-0	0	1.80	9
Apr 26	TULANE		0.1	0	1	1	1	0	0	0	0	0	0	0	0	8-13	0-0	0	2.61	8
Apr 28	TULANE-2		1.0	1	1	1	0	0	0	0	1	0	0	0	0	4-10	0-0	0	3.18	15
Totals		0	11.1	4	4	4	8	12	3	0	1	1	1	2	0	53-93	0-0	0	3.18	-

**CAREER STATS**

Year	era	w-l	app	gs	cg	sho	sv	ip	h	r	er	bb	so
2024	3.18	0-0	11	0	0	0/0	0	11.1	4	4	4	8	12
TOTAL	3.18	0-0	11	0	0	0/0	0	11.1	4	4	4	8	12



**23** **SETH STROH**

**SENIOR**  
**OF | L/R | 6-4**  
**KEARNEY, NE (KEARNEY HS)**

**CAREER HIGHS**

	Opponent	Date
At-Bats	6 at Little Rock	2/16/24
Hits	4 UCF	4/23/22
Doubles	2 UCF	4/23/22
Triples	1 6x, last Kansas State	3/19/24
Home Runs	1 19x, last FAU	4/14/24
RBI's	7 at Little Rock	2/16/24
Runs	3 6x, last Long Beach St.	3/10/24
Walks	2 6x, last UMass	3/24/23
Stolen Bases	2 Omaha	3/28/21
Sac Hits	1 2x, last at Utah Tech	2/25/23
Sac Flies	1 2x, last Gonzaga	3/15/24

**SEASON HIGHS**

	Opponent	Date
At-Bats	6 at Little Rock	2/16/24
Hits	3 2x, last FAU	4/14/24
Doubles	1 2x, last FAU	4/14/24
Triples	1 2x, last Kansas State	3/19/24
Home Runs	1 6x, last FAU	4/14/24
RBI's	7 at Little Rock	2/16/24
Runs	3 Long Beach St.	3/10/24
Walks	1 4x, last Oklahoma St.	3/26/24
Stolen Bases	1 3x, last FAU	4/14/24
Sac Hits	-	-
Sac Flies	1 2x, last Gonzaga	3/15/24

**SUPERLATIVES**

	Season	Career
Multi-Hit Games	4	17
Multi-RBI Games	8	18
Multi-Run Games	2	14
Multi-SB Games	-	1

**NOTES**

- Tied for team lead with 34 RBI despite having just 22 hits
- Had two outfield assists on 4/5 at USF, team-high 13 for his career
- Hit a 490-foot home run in season opener at Little Rock on 2/16
- Team's most experienced position player with 126 career starts
- Brother, Gareth, pitched one season at Wichita State in 2021

**2024 GAME-BY-GAME**

Date	Opponent	Pos	AB	R	H	RBI	2B	3B	HR	BB	SB	CS	HBP	SAC	SF	GDP	K	PO	A	E	Avg	
Feb 16	at Little Rock	*of	6	1	3	7	0	1	1	0	0	0	0	0	0	0	1	1	0	0	.500	
Feb 17	at Little Rock	*of	4	1	1	0	0	0	0	1	0	0	0	0	0	0	3	6	0	0	.400	
Feb 18	at Little Rock	*of	3	1	0	0	0	0	0	1	0	0	0	0	0	0	2	2	0	0	.308	
Feb 23	vs Virginia	*of	5	0	1	0	0	0	0	0	0	0	0	0	0	1	1	5	0	0	.278	
Feb 24	vs Auburn	*of	2	1	1	0	0	0	0	0	0	0	0	0	0	0	1	0	0	0	.300	
Feb 25	vs Iowa	*of	4	2	1	3	0	0	1	0	0	0	1	0	0	1	2	1	0	0	.292	
Feb 28	at Oral Roberts	*of	3	1	0	0	0	0	0	0	0	0	0	1	0	0	2	1	0	0	.259	
Mar 01	UTAH TECH	*of	3	0	1	1	0	0	0	0	0	0	0	0	1	0	1	1	0	0	.267	
Mar 02	UTAH TECH	ph/of	1	0	0	0	0	0	0	0	0	0	0	0	0	0	0	1	0	0	.258	
Mar 03	UTAH TECH	*of	3	0	0	0	0	0	0	0	0	0	1	0	0	0	0	2	0	0	.235	
Mar 05	at Oklahoma	ph	1	0	0	0	0	0	0	0	0	0	0	0	0	0	1	0	0	0	.229	
Mar 09	LONG BEACH STATE	ph	1	0	0	0	0	0	0	0	0	0	0	0	0	0	1	0	0	0	.222	
Mar 10	LONG BEACH STATE	*of	3	3	0	0	0	0	0	0	0	0	1	0	0	0	1	2	0	0	.205	
Mar 12	NEBRASKA	ph/of	1	0	0	0	0	0	0	0	0	0	0	0	0	0	0	0	0	0	.200	
Mar 13	NEBRASKA	*of	4	1	1	4	0	0	1	0	1	0	0	0	0	0	1	1	0	0	.205	
Mar 15	GONZAGA	*of	4	1	1	1	0	0	0	0	0	0	0	0	1	0	2	2	0	0	.208	
Mar 16	GONZAGA	*of	4	1	2	3	0	0	1	0	1	0	0	0	0	0	1	1	0	0	.231	
Mar 17	GONZAGA	*of	4	0	0	0	0	0	0	0	0	0	0	0	0	0	3	3	0	0	.214	
Mar 19	KANSAS STATE	*of	3	0	1	2	0	1	0	1	0	0	0	0	0	0	0	2	0	0	.220	
Mar 22	at UAB	*of	4	1	1	0	0	0	0	0	0	0	0	0	0	0	3	2	0	0	.222	
Mar 26	OKLAHOMA STATE	*of	1	0	0	0	0	0	0	1	0	0	0	0	0	0	1	2	0	0	.219	
Mar 28	RICE	of	0	0	0	0	0	0	0	0	0	0	0	0	0	0	0	0	0	0	.219	
Mar 30	RICE	ph/dh	1	1	1	3	1	0	0	0	0	0	1	0	0	0	0	0	0	0	.231	
Apr 03	KANSAS	*of	4	1	2	2	0	0	1	0	0	0	0	0	0	0	2	1	1	0	.246	
Apr 05	at South Florida	*of	4	0	0	0	0	0	0	0	0	0	0	0	0	0	2	0	2	0	.233	
Apr 06	at South Florida	*of	4	1	1	2	0	0	0	0	0	0	0	0	0	0	2	4	0	0	.234	
Apr 07	at South Florida	of	0	0	0	0	0	0	0	0	0	0	0	0	0	0	0	1	0	0	.234	
Apr 10	at Kansas State	*of	4	0	0	0	0	0	0	0	0	0	0	0	0	0	1	3	0	0	.222	
Apr 13	FAU	of	0	0	0	0	0	0	0	0	0	0	0	0	0	0	0	0	0	0	.222	
Apr 14	FAU	of	4	1	3	3	1	0	1	0	1	0	0	0	0	0	0	3	0	0	.247	
Apr 17	ORAL ROBERTS	*of	4	0	0	1	0	0	0	0	0	0	0	0	0	0	0	0	0	0	.236	
Apr 19	at East Carolina	*of	2	0	0	0	0	0	0	0	0	0	0	0	0	0	2	1	0	0	.231	
Apr 23	at Oklahoma	*of	4	0	0	0	0	0	0	0	0	0	0	0	0	0	2	3	0	0	.221	
Apr 26	TULANE	*of	4	0	1	2	0	0	0	0	0	0	0	0	0	0	2	2	1	0	.222	
Apr 28	TULANE-1	of	0	0	0	0	0	0	0	0	0	0	0	0	0	0	0	0	0	0	.222	
Totals			26gs	99	18	22	34	2	2	6	4	3	0	5	0	2	2	39	54	5	0	.222

On base pct. .282 • Slugging pct. .465

**CAREER STATS**

Year	avg	gp-gs	ab	r	h	2b	3b	hr	rbi	bb	so	sb-att
2021	.231	43-36	134	25	31	4	4	3	14	16	42	6-6
2022	.257	36-32	109	21	28	8	0	6	17	13	50	1-1
2023	.234	39-32	107	24	25	6	0	4	16	19	37	6-9
2024	.222	35-26	99	18	22	2	2	6	34	4	39	3-3
TOTAL	.236	153-126	449	88	106	20	6	19	81	52	168	16-19



**26** **DEREK WILLIAMS**  
**JUNIOR**  
**INF/OF | R/R | 6-0**  
**ST. LOUIS, MO (FLORIDA SOUTHWESTERN)**

CAREER HIGHS		
	Opponent	Date
At-Bats	6 FAU	4/13/24
Hits	4 Tulane	4/26/24
Doubles	2 Iowa	2/25/24
Triples	1 FAU	4/13/24
Home Runs	2 2x, last Tulane	4/26/24
RBI's	4 2x, last FAU	4/14/24
Runs	3 Tulane	4/26/24
Walks	2 2x, last Rice	3/28/24
Stolen Bases	2 Long Beach St.	3/8/24
Sac Hits	-	-
Sac Flies	1 Rice	3/29/24

SEASON HIGHS		
	Opponent	Date
At-Bats	6 FAU	4/13/24
Hits	4 Tulane	4/26/24
Doubles	2 Iowa	2/25/24
Triples	1 FAU	4/13/24
Home Runs	2 2x, last Tulane	4/26/24
RBI's	4 2x, last FAU	4/14/24
Runs	3 Tulane	4/26/24
Walks	2 2x, last Rice	3/28/24
Stolen Bases	2 Long Beach St.	3/8/24
Sac Hits	-	-
Sac Flies	1 Rice	3/29/24

SUPERLATIVES		
	Season	Career
Multi-Hit Games	11	11
Multi-RBI Games	9	9
Multi-Run Games	5	5
Multi-SB Games	1	1

**NOTES**

- 22 of 48 hits have gone for extra bases, including team-high 12 homers
- Second Team All-Region at Florida SouthWestern in 2023, slashing .322/.446/.695 with 18 doubles, 16 home runs and 65 RBI
- Spent last fall at Missouri before transferring to FSW
- HM NJCAA All-American at Mineral Area College in 2022, hit 25 home runs

## 2024 GAME-BY-GAME

Date	Opponent	Pos	AB	R	H	RBI	2B	3B	HR	BB	SB	CS	HBP	SAC	SF	GDP	K	PO	A	E	Avg	
Feb 16	at Little Rock	of	1	0	0	0	0	0	0	0	0	0	0	0	0	0	1	0	0	0	.000	
Feb 17	at Little Rock	of	3	2	3	2	1	0	0	0	0	0	0	0	0	0	0	1	0	0	.750	
Feb 23	vs Virginia	*of	5	1	1	1	0	0	1	0	0	0	0	0	0	0	1	2	0	0	.444	
Feb 24	vs Auburn	*of	2	1	1	1	1	0	0	0	0	0	0	2	0	0	0	1	0	0	.455	
Feb 25	vs Iowa	*of	4	2	3	0	2	0	0	0	0	0	0	1	0	0	1	0	0	0	.533	
Feb 28	at Oral Roberts	*of	4	0	0	0	0	0	0	0	0	0	0	0	0	0	0	0	0	0	.421	
Mar 01	UTAH TECH	*of	2	1	0	0	0	0	0	1	0	0	0	1	0	0	0	1	1	0	.381	
Mar 02	UTAH TECH	*of	4	2	2	3	0	0	2	0	0	0	0	0	0	0	0	1	0	0	.400	
Mar 03	UTAH TECH	*of	4	1	1	1	0	0	1	0	0	0	0	0	0	0	0	2	0	0	.379	
Mar 05	at Oklahoma	*of	4	1	1	2	0	0	0	1	0	0	0	0	0	0	2	1	0	0	.364	
Mar 08	LONG BEACH STATE	*of	2	0	0	0	0	0	0	2	2	0	0	0	0	0	1	2	0	0	.343	
Mar 09	LONG BEACH STATE	*of	4	0	1	0	0	0	0	0	0	0	0	0	0	0	2	1	0	0	.333	
Mar 10	LONG BEACH STATE	*of	4	0	1	1	0	0	0	0	0	0	0	0	0	0	2	1	0	0	.326	
Mar 12	NEBRASKA	*of	5	1	3	0	1	0	0	0	0	0	0	0	0	0	0	1	0	0	.354	
Mar 13	NEBRASKA	*dh	5	1	1	1	0	0	0	0	0	0	0	0	0	0	3	0	0	0	.340	
Mar 15	GONZAGA	ph/of	2	1	0	0	0	0	0	0	0	0	0	1	0	0	0	0	1	0	.327	
Mar 16	GONZAGA	*of	5	1	2	0	1	0	0	0	0	0	0	0	0	0	0	1	0	0	.333	
Mar 17	GONZAGA	*of	5	1	1	0	1	0	0	0	0	0	0	0	0	1	0	1	1	0	.323	
Mar 19	KANSAS STATE	*of	3	1	1	2	1	0	0	0	0	0	1	0	0	0	1	1	0	0	.324	
Mar 22	at UAB	*of	4	1	2	1	0	0	1	0	0	0	0	0	0	0	0	1	0	0	.333	
Mar 23	at UAB	*of	5	0	0	0	0	0	0	0	0	0	0	0	0	0	1	3	0	0	.312	
Mar 24	at UAB	*of	5	1	2	1	0	0	0	0	0	0	0	0	0	0	2	2	0	0	.317	
Mar 26	OKLAHOMA STATE	*of	3	0	1	0	0	0	0	0	0	0	1	0	0	0	2	3	0	0	.318	
Mar 28	RICE	*of	1	0	1	2	0	0	0	2	0	0	2	0	0	0	0	0	0	0	.326	
Mar 29	RICE	*of	2	0	1	1	0	0	0	0	0	0	1	0	1	0	0	2	0	0	.330	
Mar 30	RICE	*of	3	2	2	4	0	0	1	0	0	0	1	0	0	0	1	1	0	0	.341	
Apr 02	OKLAHOMA	*of	3	0	0	0	0	0	0	1	0	0	0	0	0	0	2	3	0	0	.330	
Apr 03	KANSAS	*dh	2	1	0	0	0	0	0	1	0	0	2	0	0	0	2	0	0	0	.323	
Apr 05	at South Florida	*dh	3	1	1	1	0	0	1	1	0	0	0	0	0	0	2	0	0	0	.323	
Apr 07	at South Florida	*of	5	0	0	0	0	0	0	0	0	0	0	0	0	0	1	1	0	0	.308	
Apr 09	OKLAHOMA STATE	ph/dh	2	1	1	0	0	0	0	0	0	0	0	0	0	0	1	0	0	0	.311	
Apr 12	FAU	*of	4	0	3	0	0	0	0	0	0	0	0	0	0	0	0	0	0	0	.327	
Apr 13	FAU	*of	6	0	2	2	0	1	0	0	0	0	0	0	0	0	2	1	0	1	.328	
Apr 14	FAU	*dh	4	1	1	4	0	0	1	0	0	0	0	0	0	0	2	0	0	0	.325	
Apr 17	ORAL ROBERTS	*dh	3	0	1	0	0	0	0	1	0	0	0	0	0	0	1	0	0	0	.325	
Apr 19	at East Carolina	*dh	2	0	0	0	0	0	0	0	0	0	0	0	0	0	2	0	0	0	.320	
Apr 20	at East Carolina-1	*dh	2	1	1	1	0	0	1	1	0	0	1	0	0	0	0	0	0	0	.323	
Apr 20	at East Carolina-2	*of	3	0	0	0	0	0	0	0	0	0	0	0	0	0	2	3	0	0	.315	
Apr 23	at Oklahoma	*dh	3	0	1	0	0	0	0	1	0	0	0	0	0	0	1	0	0	0	.316	
Apr 26	TULANE	*of	5	3	4	3	1	0	2	0	0	0	0	0	0	0	0	1	0	0	.333	
Apr 28	TULANE-1	*of	3	1	1	0	0	0	0	1	0	0	0	0	0	0	1	1	0	0	.333	
Apr 28	TULANE-2	*of	3	0	1	0	0	0	0	1	0	0	1	0	0	0	1	1	0	0	.333	
Totals			38gs	144	30	48	34	9	1	12	12	3	0	15	0	1	2	40	45	1	1	.333

On base pct. .436 • Slugging pct. .660

## CAREER STATS

Year	avg	gp-gs	ab	r	h	2b	3b	hr	rbi	bb	so	sb-att
2024	.333	42-38	144	30	48	9	1	12	34	12	40	3-3
TOTAL	.333	42-38	144	30	48	9	1	12	34	12	40	3-3



**27**

**CALEB ANDERSON**

**SOPHOMORE**

**RHP | R/R | 6-0**

**SPRINGDALE, AR (JOHNSON COUNTY CC)**

**CAREER HIGHS**

	Opponent	Date
IP	at Kansas State	4/10/24
Hits	Oral Roberts	4/17/24
Runs	Oral Roberts	4/17/24
ER	Oral Roberts	4/17/24
BB	2x, last at ECU	4/20/24
SO	Gonzaga	3/17/24

**SEASON HIGHS**

	Opponent	Date
IP	at Kansas State	4/10/24
Hits	Oral Roberts	4/17/24
Runs	Oral Roberts	4/17/24
ER	Oral Roberts	4/17/24
BB	2x, last at ECU	4/20/24
SO	Gonzaga	3/17/24

**SUPERLATIVES**

	Season	Career
5+ Strikeouts	-	-
10+ Strikeouts	-	-
Scoreless App.	10	10
Hitless App.	6	6
Quality Starts	-	-

**NOTES**

- Snapped a stretch of seven straight outings allowing an earned run with a scoreless inning against Tulane on 4/28
- Tied for 16th in the nation with 23 appearances
- Made 14 relief appearances last season at Johnson County CC, working 18.2 total innings with a 3.86 ERA
- Primarily a catcher in high school before moving to the mound full time
- Led the state of Arkansas in punting average average as a senior and had an offer to play football at Vanderbilt

**2024 GAME-BY-GAME**

Date	Opponent	GS	IP	H	R	ER	BB	SO	2B	3B	HR	WP	BK	HBP	IBB	Score	W-L	Sv	ERA	NP
Feb 16	at Little Rock		3.1	2	1	1	0	3	0	0	1	0	0	0	0	18-5	0-0	1	2.70	36
Feb 23	vs Virginia		0.1	0	0	0	0	0	0	0	0	0	0	0	0	4-5	0-0	1	2.45	2
Feb 25	vs Iowa		2.2	3	1	1	1	2	1	0	0	1	0	0	0	12-5	0-0	1	2.84	43
Feb 28	at Oral Roberts		0.2	1	0	0	1	2	0	0	0	0	0	0	0	3-1	0-0	1	2.57	25
Mar 02	UTAH TECH		1.0	1	0	0	0	3	0	0	0	0	0	0	0	4-1	0-0	1	2.25	14
Mar 03	UTAH TECH		0.1	0	0	0	0	1	0	0	0	0	0	0	0	5-0	0-0	1	2.16	4
Mar 05	at Oklahoma		0.1	0	0	0	0	1	0	0	0	0	0	0	0	3-5	0-0	1	2.08	4
Mar 08	LONG BEACH STATE		2.0	2	1	1	1	3	0	0	0	0	0	0	0	4-1	0-0	1	2.53	29
Mar 13	NEBRASKA		2.0	1	0	0	1	1	1	0	0	1	0	0	0	9-3	0-0	1	2.13	36
Mar 15	GONZAGA		1.0	2	1	1	1	0	0	0	0	0	0	0	0	10-6	0-0	1	2.63	23
Mar 17	GONZAGA		2.0	0	0	0	1	4	0	0	0	0	0	0	0	4-3	1-0	1	2.30	30
Mar 19	KANSAS STATE		0.1	2	3	3	1	0	1	0	0	0	0	1	0	6-8	1-1	1	3.94	18
Mar 23	at UAB		1.0	1	1	1	0	0	1	0	0	0	0	1	0	9-2	1-1	1	4.24	14
Mar 24	at UAB		0.2	0	0	0	0	0	0	0	0	0	0	0	0	9-1	1-1	1	4.08	6
Mar 26	OKLAHOMA STATE		1.2	1	0	0	0	2	0	0	0	0	0	0	0	0-3	1-1	1	3.72	18
Mar 29	RICE		2.0	3	1	1	2	3	2	0	1	0	0	0	0	10-3	1-1	1	3.80	38
Apr 03	KANSAS		1.0	2	1	1	1	0	0	0	0	0	0	0	0	7-6	1-1	1	4.03	23
Apr 06	at South Florida		2.0	3	3	3	1	3	1	1	0	0	0	0	0	7-8	1-1	1	4.81	35
Apr 10	at Kansas State	*	3.2	4	2	2	1	2	0	0	0	1	0	0	0	3-6	1-1	1	4.82	53
Apr 13	FAU		1.2	3	2	2	0	2	0	0	1	0	0	0	0	14-9	1-1	1	5.16	34
Apr 17	ORAL ROBERTS	*	1.1	7	6	4	0	1	0	0	1	1	0	0	0	3-8	1-2	1	6.10	40
Apr 20	at East Carolina-1		2.0	3	3	3	2	1	0	0	1	0	0	0	0	7-11	1-3	1	6.55	40
Apr 28	TULANE-2		1.0	0	0	0	0	2	0	0	0	0	0	1	0	4-10	1-3	1	6.35	11
Totals		2	34.0	41	26	24	14	36	7	1	5	4	0	3	0	155-111	1-3	1	6.35	-

**CAREER STATS**

Year	era	w-l	app	gs	cg	sho	sv	ip	h	r	er	bb	so
2024	6.35	1-3	23	2	0	0/1	1	34.0	41	26	24	14	36
TOTAL	6.35	1-3	23	2	0	0/1	1	34.0	41	26	24	14	36



**28 DANIEL ZANG**

**SOPHOMORE**

**RHP | R/R | 6-2**

**PRIOR LAKE, MN (DAKOTA COUNTY TECH)**

**2024 GAME-BY-GAME**

Date	Opponent	GS	IP	H	R	ER	BB	SO	2B	3B	HR	WP	BK	HBP	IBB	Score	W-L	Sv	ERA	NP	
Feb 17	at Little Rock	*	6.0	3	0	0	2	8	0	0	0	0	0	0	0	14-0	1-0	0	0.00	79	
Feb 25	vs Iowa	*	1.1	3	4	4	2	0	0	0	0	0	0	0	1	0	12-6	1-0	0	4.91	46
Mar 02	UTAH TECH	*	6.2	0	1	1	3	8	0	0	0	0	0	0	1	0	4-1	2-0	0	3.21	111
Mar 09	LONG BEACH STATE	*	5.0	3	5	5	2	3	1	0	1	0	0	0	3	0	4-8	2-1	0	4.74	78
Mar 13	NEBRASKA	*	1.0	1	1	1	1	2	1	0	0	0	0	0	0	9-3	2-1	0	4.95	20	
Mar 16	GONZAGA	*	2.0	1	1	1	5	1	0	0	0	0	0	0	1	0	10-5	2-1	0	4.91	47
Mar 24	at UAB	*	1.0	0	0	0	1	2	0	0	0	0	0	0	0	9-1	2-1	0	4.70	22	
Apr 02	OKLAHOMA	*	1.0	0	2	1	3	2	0	0	0	0	0	0	1	0	2-11	2-2	0	4.88	36
Apr 09	OKLAHOMA STATE	*	0.2	0	1	1	4	1	0	0	0	0	0	0	0	5-9	2-2	0	5.11	34	
Apr 23	at Oklahoma	*	1.1	0	2	2	2	3	0	0	0	0	0	0	0	1-3	2-3	0	5.54	29	
Apr 26	TULANE	*	1.0	1	1	1	1	1	0	0	0	1	0	1	0	8-13	2-3	0	5.67	26	
Totals		6	27.0	12	18	17	26	31	2	0	1	2	0	8	0	78-60	2-3	0	5.67	-	

**CAREER HIGHS**

	Opponent	Date
IP	Utah Tech	3/2/24
Hits	3x, last Long Beach St.	3/9/24
Runs	Long Beach St.	3/9/24
ER	Long Beach St.	3/9/24
BB	Gonzaga	3/16/24
SO	2x, last Utah Tech	3/2/24

**SEASON HIGHS**

	Opponent	Date
IP	Utah Tech	3/2/24
Hits	3x, last Long Beach St.	3/9/24
Runs	Long Beach St.	3/9/24
ER	Long Beach St.	3/9/24
BB	Gonzaga	3/16/24
SO	2x, last Utah Tech	3/2/24

**SUPERLATIVES**

	Season	Career
5+ Strikeouts	2	2
10+ Strikeouts	-	-
Scoreless App.	2	2
Hitless App.	5	5
Quality Starts	1	1

**NOTES**

- Has walked 16 over his last 7.0 innings, only allowed two hits
- Holding opponents to a .133 batting average
- Worked 6.2 no-hit innings on 3/2 vs. Utah Tech, lifted due to pitch count
- Went 5-3 with a 4.43 ERA over 11 appearances at Dakota County Technical College, making nine starts
- Struck out 63 in 40.2 innings of work
- Tossed a five inning no-hitter with 11 strikeouts in a run-rule win over Rochester on May 2, earning NJCAA DII Pitcher of the Week

**CAREER STATS**

Year	era	w-l	app	gs	cg	sho	sv	ip	h	r	er	bb	so
2024	5.67	2-3	11	6	0	0/1	0	27.0	12	18	17	26	31
TOTAL	5.67	2-3	11	6	0	0/1	0	27.0	12	18	17	26	31





29

**HUNTER HOLMES**

**JUNIOR**

**LHP | L/L | 6-4**

**CORONA, CA (MT. SAN ANTONIO COLLEGE)**

**2024 GAME-BY-GAME**

Date	Opponent	GS	IP	H	R	ER	BB	SO	2B	3B	HR	WP	BK	HBP	IBB	Score	W-L	Sv	ERA	NP	
Feb 18	at Little Rock		2.1	1	0	0	0	4	0	0	0	0	0	0	1	1	4-5	0-0	0	0.00	37
Feb 23	vs Virginia		1.0	2	2	2	2	1	1	0	0	0	0	0	0	0	0-1	0	5.40	33	
Feb 28	at Oral Roberts		0.1	0	0	0	0	0	0	0	0	0	0	0	0	0	3-1	0-1	0	4.91	5
Mar 02	UTAH TECH		0.1	0	0	0	0	0	0	0	0	0	0	0	0	0	4-1	0-1	0	4.50	6
Mar 03	UTAH TECH		0.1	0	0	0	0	1	0	0	0	0	0	0	0	0	5-0	0-1	0	4.15	4
Mar 05	at Oklahoma		1.0	2	0	0	0	1	0	0	0	0	0	0	0	0	3-5	0-1	0	3.38	18
Mar 09	LONG BEACH STATE		0.1	0	1	1	1	0	0	0	0	0	0	0	0	0	4-8	0-1	0	4.76	8
Mar 12	NEBRASKA		0.1	0	0	0	0	1	0	0	0	1	0	0	0	0	6-8	0-1	0	4.50	4
Mar 13	NEBRASKA		0.1	0	0	0	0	0	0	0	0	0	0	0	0	0	9-3	0-1	0	4.26	5
Mar 15	GONZAGA		0.1	2	2	2	0	0	1	0	0	1	0	0	0	0	10-6	0-1	0	6.75	18
Mar 17	GONZAGA		0.2	1	0	0	0	0	0	0	0	0	0	0	0	0	4-3	0-1	0	6.14	14
Mar 19	KANSAS STATE		0.1	0	0	0	0	0	0	0	0	0	0	0	0	0	6-8	0-1	0	5.87	3
Mar 23	at UAB		0.2	0	0	0	0	0	0	0	0	0	0	0	0	0	9-2	0-1	0	5.40	4
Mar 24	at UAB		1.1	1	0	0	0	2	0	0	0	0	0	0	1	0	9-1	0-1	0	4.66	30
Mar 28	RICE		1.1	0	0	0	0	3	0	0	0	0	0	0	0	0	7-5	1-1	0	4.09	24
Apr 03	OKLAHOMA		1.0	2	2	0	0	2	0	0	0	1	0	1	0	0	2-11	1-1	0	3.75	29
Apr 03	KANSAS		0.1	0	0	0	0	0	0	0	0	0	0	0	0	0	7-6	1-1	0	3.65	5
Apr 07	at South Florida		2.1	0	1	1	1	0	0	0	0	0	0	0	0	0	2-3	1-1	0	3.68	26
Apr 10	at Kansas State		1.0	3	1	1	1	1	0	0	0	1	0	0	0	0	3-6	1-1	0	4.02	26
Apr 12	FAU		1.0	0	0	0	0	2	0	0	0	0	0	0	0	0	2-4	1-1	0	3.78	11
Apr 13	FAU		0.1	0	0	0	0	0	0	0	0	0	0	0	0	0	14-9	1-1	0	3.71	5
Apr 14	FAU		1.2	1	0	0	0	2	1	0	0	0	0	0	0	0	10-5	1-1	1	3.38	18
Apr 20	at East Carolina-2		1.1	3	3	3	2	0	0	0	0	1	0	0	0	0	4-11	1-1	1	4.50	38
Apr 23	at Oklahoma		0.2	0	0	0	0	0	0	0	0	0	0	0	0	0	1-3	1-1	1	4.35	2
Apr 26	TULANE		0.0	1	1	1	1	0	0	0	0	1	0	0	0	0	8-13	1-1	1	4.79	11
Apr 28	TULANE-1		0.1	0	0	0	0	0	0	0	0	0	0	0	0	0	6-3	1-1	2	4.71	3
Apr 28	TULANE-2		0.0	1	1	1	0	0	0	0	0	0	0	0	0	0	4-10	1-1	2	5.14	1
Totals			0	21.0	20	14	12	8	20	3	0	0	6	0	3	1	150-145	1-1	2	5.14	-

**CAREER HIGHS**

	IP	Hits	Runs	ER	BB	SO
Opponent	2x, last at USF	2x, last at ECU	at ECU	at ECU	2x, last at ECU	at Little Rock
Date	4/7/24	4/20/24	4/20/24	4/20/24	4/20/24	2/18/24

**SEASON HIGHS**

	IP	Hits	Runs	ER	BB	SO
Opponent	2x, last at USF	at Kansas State	2x, last Gonzaga	2x, last Gonzaga	Virginia	at Little Rock
Date	4/7/24	4/10/24	3/15/24	3/15/24	2/23/24	2/18/24

**SUPERLATIVES**

	Season	Career
5+ Strikeouts	-	-
10+ Strikeouts	-	-
Scoreless App.	17	17
Hitless App.	13	13
Quality Starts	-	-

**NOTES**

- Ranks second nationally with 27 appearances including all three games of the Tulane series
- Has retired just one batter in 12 of 27 outings
- Made 33 relief appearances over two seasons at Mt. San Antonio College, combining for a 4-0 record with a 4.40 ERA in 47.0 innings
- Was committed to Cal State Northridge before choosing Wichita State
- Began career at Cal State San Marcos before season was cancelled due to COVID-19 pandemic

**CAREER STATS**

Year	era	w-l	app	gs	cg	sho	sv	ip	h	r	er	bb	so
2024	5.14	1-1	27	0	0	0/1	2	21.0	20	14	12	8	20
TOTAL	5.14	1-1	27	0	0	0/1	2	21.0	20	14	12	8	20



**30** **GANNON SNYDER**

**FRESHMAN**

**INF | R/R | 6-2**

**ST. LOUIS, MO (PARKWAY WEST HS)**

**CAREER HIGHS**

	Opponent	Date
At-Bats	3x, last at ECU	4/20/24
Hits	Auburn	2/24/24
Doubles	3x, last at ECU	4/20/24
Triples	-	-
Home Runs	-	-
RBI's	Gonzaga	3/17/24
Runs	2x, last Gonzaga	3/17/24
Walks	at UAB	3/22/24
Stolen Bases	-	-
Sac Hits	2x, last Gonzaga	3/17/24
Sac Flies	Gonzaga	3/17/24

**SEASON HIGHS**

	Opponent	Date
At-Bats	3x, last at ECU	4/20/24
Hits	Auburn	2/24/24
Doubles	3x, last at ECU	4/20/24
Triples	-	-
Home Runs	-	-
RBI's	Gonzaga	3/17/24
Runs	2x, last Gonzaga	3/17/24
Walks	at UAB	3/22/24
Stolen Bases	-	-
Sac Hits	2x, last Gonzaga	3/17/24
Sac Flies	Gonzaga	3/17/24

**SUPERLATIVES**

	Season	Career
Multi-Hit Games	1	1
Multi-RBI Games	1	1
Multi-Run Games	-	-
Multi-SB Games	-	-

**NOTES**

- Leads the Shockers in pinch-hit opportunities (3-for-8)
- Ranked the #2 ranked third baseman in the state of Missouri
- Set Parkway West single-season with record with 53 hits
- Brother, Griffin, played baseball collegiately at Saint Mary's and sister, Siena is committed to play softball at Ohio State


**2024 GAME-BY-GAME**

Date	Opponent	Pos	AB	R	H	RBI	2B	3B	HR	BB	SB	CS	HBP	SAC	SF	GDP	K	PO	A	E	Avg
Feb 17	at Little Rock	of	1	0	0	0	0	0	0	0	0	0	0	0	0	0	0	1	0	0	.000
Feb 24	vs Auburn	1b	3	1	2	0	1	0	0	0	0	0	0	0	0	0	1	1	0	0	.500
Feb 25	vs Iowa	*1b	2	0	1	0	1	0	0	0	0	0	0	0	0	0	0	6	0	0	.500
Mar 02	UTAH TECH	*1b	2	0	0	0	0	0	0	0	0	0	0	0	0	0	0	6	1	0	.375
Mar 05	at Oklahoma	ph	1	0	1	0	0	0	0	0	0	0	0	0	0	0	0	0	0	0	.444
Mar 08	LONG BEACH STATE	*dh	3	0	0	0	0	0	0	0	0	0	0	1	0	0	1	0	0	0	.333
Mar 09	LONG BEACH STATE	ph/1b	1	0	0	0	0	0	0	0	0	0	0	0	0	0	0	1	0	0	.308
Mar 12	NEBRASKA	*dh	2	0	1	0	0	0	0	0	0	0	0	0	0	0	0	0	0	0	.333
Mar 17	GONZAGA	*1b	2	1	0	2	0	0	0	0	0	0	0	1	1	0	1	8	0	1	.294
Mar 22	at UAB	ph/pr	0	0	0	0	0	0	0	1	0	0	0	0	0	0	0	0	0	0	.294
Mar 24	at UAB	ph	1	0	0	0	0	0	0	0	0	0	0	0	0	0	0	0	0	0	.278
Mar 28	RICE	ph	1	0	0	0	0	0	0	0	0	0	0	0	0	0	1	0	0	0	.263
Mar 30	RICE	*dh	2	0	0	0	0	0	0	0	0	0	0	0	0	0	1	0	0	0	.238
Apr 02	OKLAHOMA	ph/1b	1	0	1	0	0	0	0	0	0	0	0	0	0	0	0	2	1	0	.273
Apr 13	FAU	1b	0	0	0	0	0	0	0	0	0	0	0	0	0	0	0	0	1	0	.273
Apr 19	at East Carolina	ph/1b	1	0	0	0	0	0	0	0	0	0	0	0	0	0	1	0	0	0	.261
Apr 20	at East Carolina-1	*1b	3	0	1	0	1	0	0	0	0	0	0	0	0	0	0	8	0	0	.269
Apr 20	at East Carolina-2	*1b	2	0	1	0	0	0	0	0	0	0	0	0	0	0	1	5	0	1	.286
Apr 26	TULANE	ph/1b	1	0	0	0	0	0	0	0	0	0	0	0	0	0	0	0	0	0	.276
Apr 28	TULANE-2	ph/1b	1	0	1	0	0	0	0	0	0	0	0	0	0	0	0	1	0	0	.300
Totals		8gs	30	2	9	2	3	0	0	1	0	0	0	2	1	0	7	40	2	2	.300

On base pct. .312 • Slugging pct. .400

**CAREER STATS**

Year	avg	gp-gs	ab	r	h	2b	3b	hr	rbi	bb	so	sb-att
2024	.300	20-8	30	2	9	3	0	0	2	1	7	0-0
TOTAL	.300	20-8	30	2	9	3	0	0	2	1	7	0-0



**31 NATE ADLER**

**SENIOR**  
**RHP | R/R | 6-3**  
**ANDOVER, KS (BUTLER CC)**

**2024 GAME-BY-GAME**

Date	Opponent	GS	IP	H	R	ER	BB	SO	2B	3B	HR	WP	BK	HBP	IBB	Score	W-L	Sv	ERA	NP	
Feb 17	at Little Rock		3.0	1	0	0	1	2	0	0	0	0	0	0	0	14-0	0-0	1	0.00	32	
Feb 23	vs Virginia		1.0	3	1	0	0	1	0	0	0	0	0	1	0	4-5	0-0	1	0.00	22	
Feb 28	at Oral Roberts		0.2	1	0	0	0	0	0	0	0	0	0	0	0	3-1	0-0	2	0.00	9	
Mar 02	UTAH TECH		1.0	0	0	0	0	1	0	0	0	0	0	0	0	4-1	0-0	3	0.00	9	
Mar 10	LONG BEACH STATE		3.0	0	0	0	2	3	0	0	0	0	0	0	0	8-2	0-0	4	0.00	43	
Mar 15	GONZAGA		1.2	0	0	0	0	3	0	0	0	0	0	1	0	10-6	0-0	4	0.00	26	
Mar 19	KANSAS STATE		2.0	4	1	1	0	2	0	0	0	0	0	0	0	6-8	0-0	4	0.73	37	
Mar 23	at UAB		1.0	1	0	0	2	1	0	0	0	0	0	0	0	9-2	0-0	4	0.68	31	
Mar 28	RICE		1.0	1	0	0	1	3	0	0	0	0	0	0	0	7-5	0-0	5	0.63	19	
Apr 03	KANSAS		2.0	2	1	1	0	4	1	0	0	0	0	0	0	7-6	1-0	5	1.10	33	
Apr 07	at South Florida		1.0	4	2	2	1	1	1	0	0	0	0	2	0	2-3	1-1	5	2.08	31	
Apr 10	at Kansas State		1.0	1	0	0	0	1	0	0	0	0	0	0	0	3-6	1-1	5	1.96	17	
Apr 13	FAU		1.0	0	0	0	0	2	0	0	0	0	0	0	0	14-9	1-1	5	1.86	14	
Apr 20	at East Carolina-2		1.0	3	2	2	0	1	1	0	0	0	0	0	0	4-11	1-1	5	2.66	28	
Apr 23	at Oklahoma		1.0	0	0	0	0	1	0	0	0	0	0	0	0	1-3	1-1	5	2.53	11	
Apr 28	TULANE-1		0.2	2	1	1	1	1	0	0	0	0	0	0	0	6-3	1-1	5	2.86	24	
Totals			0	22.0	23	8	7	8	27	3	0	0	0	0	4	0	102-71	1-1	5	2.86	-

**CAREER HIGHS**

	IP	Hits	Runs	ER	BB	SO
Opponent	2x, last Long Beach St.	3x, last at USF	3x, last at UCF	2x, last Oakland	at UCF	Kansas
Date	3/10/24	4/7/24	5/18/23	3/3/23	5/18/23	4/3/24

**SEASON HIGHS**

	IP	Hits	Runs	ER	BB	SO
Opponent	2x, last Long Beach St.	2x, last at USF	at USF	at USF	2x, last at UAB	Kansas
Date	3/10/24	4/7/24	4/7/24	4/7/24	3/23/24	4/3/24

**SUPERLATIVES**

	Season	Career
5+ Strikeouts	-	-
10+ Strikeouts	-	-
Scoreless App.	10	15
Hitless App.	5	7
Quality Starts	-	-

**NOTES**

- Has thrown more innings this season (22.0) than first two seasons combined (15.1)
- Recorded at least one strikeout in 15 of 16 appearances in 2024
- First blown save and loss of the season 4/7 at USF
- Was a starter at Butler CC, making 11 starts in 12 appearances
- Father, Marcus, played two seasons in the Detroit minor league system
- Has four brothers, including Ben, who was a starting offensive lineman at Kansas State

**CAREER STATS**

Year	era	w-l	app	gs	cg	sho	sv	ip	h	r	er	bb	so
2022	7.71	0-2	10	0	0	0/0	0	11.2	16	12	10	5	6
2023	7.36	0-0	5	0	0	0/0	0	3.2	6	8	3	6	5
2024	2.86	1-1	16	0	0	0/1	5	22.0	23	8	7	8	27
TOTAL	4.82	1-3	31	0	0	0/1	5	37.1	45	28	20	19	38



**32 PEYTON WALTERS**

**JUNIOR**

**RHP | R/R | 6-1**

**GARDEN CITY, KS (GARDEN CITY CC)**

**2024 GAME-BY-GAME**

Date	Opponent	GS	IP	H	R	ER	BB	SO	2B	3B	HR	WP	BK	HBP	IBB	Score	W-L	Sv	ERA	NP
Feb 24	vs Auburn		1.1	1	0	0	0	0	1	0	0	0	0	0	0	8-19	0-0	0	0.00	15
Mar 09	LONG BEACH STATE		1.1	1	0	0	0	1	0	1	0	0	1	0	0	4-8	0-0	0	0.00	24
Apr 09	OKLAHOMA STATE		2.0	1	1	1	0	2	0	0	1	0	0	0	0	5-9	0-0	0	1.93	27
Apr 17	ORAL ROBERTS		1.0	0	0	0	0	1	0	0	0	0	0	1	0	3-8	0-0	0	1.59	6
Apr 20	at East Carolina-1		1.0	0	0	0	0	0	0	0	0	0	0	0	0	7-11	0-0	0	1.35	5
Apr 23	at Oklahoma		1.0	0	0	0	0	1	0	0	0	0	0	0	0	1-3	0-0	0	1.17	13
Apr 26	TULANE		0.2	1	0	0	0	0	1	0	0	0	0	0	0	8-13	0-0	0	1.08	11
Apr 28	TULANE-2		0.2	2	1	1	1	1	0	0	0	0	0	0	0	4-10	0-0	0	2.00	13
Totals		0	9.0	6	2	2	1	6	2	1	1	0	1	1	0	40-81	0-0	0	2.00	-

**CAREER HIGHS**

	IP	Opponent	Date
IP	2.0	Oklahoma State	4/9/24
Hits	2	Tulane	4/28/24
Runs	1	2x, last Tulane	4/28/24
ER	1	2x, last Tulane	4/28/24
BB	1	Tulane	4/28/24
SO	2	Oklahoma State	4/9/24

**SEASON HIGHS**

	IP	Opponent	Date
IP	2.0	Oklahoma State	4/9/24
Hits	2	Tulane	4/28/24
Runs	1	2x, last Tulane	4/28/24
ER	1	2x, last Tulane	4/28/24
BB	1	Tulane	4/28/24
SO	2	Oklahoma State	4/9/24

**SUPERLATIVES**

	Season	Career
5+ Strikeouts	-	-
10+ Strikeouts	-	-
Scoreless App.	6	6
Hitless App.	3	3
Quality Starts	-	-

**NOTES**

- Issued first walk of the season on 4/28 vs. Tulane
- Allowed multiple hits in same game for the first time this season
- Played two seasons at Garden City CC, making 20 total appearances and eight starts
- Was exclusively a reliever for the Buffaloes in 2023, working out of the bullpen five times
- Went 1-5 combined over the two seasons with a 12.66 ERA

**CAREER STATS**

Year	era	w-l	app	gs	cg	sho	sv	ip	h	r	er	bb	so
2024	2.00	0-0	8	0	0	0/0	0	9.0	6	2	2	1	6
TOTAL	2.00	0-0	8	0	0	0/0	0	9.0	6	2	2	1	6



# 33 JEREMIAH ARNETT

**FRESHMAN**  
**RHP | R/R | 6-4**  
**WACO, TX (MIDWAY HS)**

## 2024 GAME-BY-GAME

Date	Opponent	GS	IP	H	R	ER	BB	SO	2B	3B	HR	WP	BK	HBP	IBB	Score	W-L	Sv	ERA	NP
Mar 12	NEBRASKA		1.0	1	0	0	1	1	0	0	0	0	0	0	0	6-8	0-0	0	0.00	21
Mar 30	RICE		0.1	0	0	0	0	0	0	0	0	0	0	0	0	15-3	0-0	0	0.00	3
Apr 02	OKLAHOMA		2.1	1	0	0	2	2	0	0	0	0	0	0	0	2-11	0-0	0	0.00	41
Apr 05	at South Florida		1.2	3	1	1	1	1	1	0	0	0	0	0	1	3-7	0-0	0	1.69	35
Apr 09	OKLAHOMA STATE	*	1.1	3	2	2	2	0	1	0	0	0	0	1	0	5-9	0-1	0	4.05	29
Apr 17	ORAL ROBERTS		2.0	0	0	0	1	1	0	0	0	0	0	0	0	3-8	0-1	0	3.12	21
Apr 20	at East Carolina-1		0.1	0	1	1	1	0	0	0	0	1	0	1	0	7-11	0-1	0	4.00	12
Totals		1	9.0	8	4	4	8	5	2	0	0	1	0	3	0	41-57	0-1	0	4.00	-

### CAREER HIGHS

	Opponent	Date
IP	Oklahoma	4/2/24
Hits	2x, last Oklahoma State	4/9/24
Runs	Oklahoma State	4/9/24
ER	Oklahoma State	4/9/24
BB	2x, last Oklahoma State	4/9/24
SO	Oklahoma	4/2/24

### SEASON HIGHS

	Opponent	Date
IP	Oklahoma	4/2/24
Hits	2x, last Oklahoma State	4/9/24
Runs	Oklahoma State	4/9/24
ER	Oklahoma State	4/9/24
BB	2x, last Oklahoma State	4/9/24
SO	Oklahoma	4/2/24

### SUPERLATIVES

	Season	Career
5+ Strikeouts	-	-
10+ Strikeouts	-	-
Scoreless App.	4	4
Hitless App.	3	3
Quality Starts	-	-

### NOTES

- Threw just three strikes over 12 pitches in relief at ECU on 4/20
- Ranked the #64 right-handed pitcher in the state of Texas and the #199 ranked player in the state overall by Perfect Game
- Named 2023 Super Centex Player of the Year, going 10-1 with a 0.89 ERA as a senior
- Threw a seven inning perfect game against Harker Heights on March 21

## CAREER STATS

Year	era	w-l	app	gs	cg	sho	sv	ip	h	r	er	bb	so
2024	4.00	0-1	7	1	0	0/0	0	9.0	8	4	4	8	5
TOTAL	4.00	0-1	7	1	0	0/0	0	9.0	8	4	4	8	5



35

**DREW IVERSON**

**FRESHMAN**

**LHP | L/L | 6-4**

**PLATTSMOUTH, NE (PLATTSMOUTH HS)**

**CAREER HIGHS**

	IP	Hits	Runs	ER	BB	SO
Opponent	Oral Roberts	2x, last at ECU	4x, last at ECU	4x, last at ECU	2x, last Oklahoma State	2x, last Oral Roberts
Date	4/17/24	4/20/24	4/20/24	4/20/24	4/9/24	4/17/24

**SEASON HIGHS**

	IP	Hits	Runs	ER	BB	SO
Opponent	Oral Roberts	2x, last at ECU	4x, last at ECU	4x, last at ECU	2x, last Oklahoma State	2x, last Oral Roberts
Date	4/17/24	4/20/24	4/20/24	4/20/24	4/9/24	4/17/24

**SUPERLATIVES**

	Season	Career
5+ Strikeouts	-	-
10+ Strikeouts	-	-
Scoreless App.	10	10
Hitless App.	10	10
Quality Starts	-	-

**NOTES**

- Has either allowed multiple hits (6 times) or no hits (10 times) in his 17 total appearances
- Named 2023 Class C All-State as a senior, going 5-2 with a 1.56 ERA and two saves
- Struck out 72 in 44.1 innings while holding opponents to a .175 batting average
- Set the school single-game strikeout record with 18 against Nebraska City on April 21

**2024 GAME-BY-GAME**

Date	Opponent	GS	IP	H	R	ER	BB	SO	2B	3B	HR	WP	BK	HBP	IBB	Score	W-L	Sv	ERA	NP
Feb 18	at Little Rock	0.1	0	0	0	0	0	0	0	0	0	0	0	0	0	4-5	0-0	0	0.00	4
Feb 24	vs Auburn	0.2	3	2	2	1	0	0	0	0	0	0	0	0	0	8-19	0-0	0	18.00	27
Feb 28	at Oral Roberts	0.1	0	0	0	1	0	0	0	0	0	0	0	0	0	3-1	0-0	0	13.50	10
Mar 05	at Oklahoma	1.2	2	1	1	1	3	0	0	1	0	0	0	1	0	3-5	0-0	0	9.00	39
Mar 09	LONG BEACH STATE	0.0	0	0	0	1	0	0	0	0	0	0	0	0	0	4-8	0-0	0	9.00	4
Mar 12	NEBRASKA	0.1	0	0	0	0	1	0	0	0	0	0	0	0	0	6-8	0-0	0	8.10	6
Mar 16	GONZAGA	1.2	2	2	2	2	1	0	0	0	0	0	0	0	0	10-5	0-0	0	9.00	36
Mar 19	KANSAS STATE	0.0	0	0	0	0	0	0	0	0	0	0	0	0	0	6-8	0-0	0	9.00	-
Apr 02	OKLAHOMA	1.1	0	0	0	0	1	0	0	0	0	0	0	0	0	2-11	0-0	0	7.11	15
Apr 06	at South Florida	1.1	0	0	0	0	2	0	0	0	0	0	0	0	0	7-8	0-0	0	5.87	14
Apr 09	OKLAHOMA STATE	0.1	0	2	2	2	0	0	0	0	1	0	2	0	0	5-9	0-0	0	7.88	26
Apr 14	FAU	0.1	0	0	0	0	1	0	0	0	0	0	0	0	0	10-5	0-0	0	7.56	7
Apr 17	ORAL ROBERTS	3.0	2	0	0	0	3	1	0	0	0	0	0	0	0	3-8	0-0	0	5.56	38
Apr 20	at East Carolina-1	2.0	3	2	2	0	1	1	0	1	0	0	1	0	0	7-11	0-0	0	6.08	27
Apr 23	at Oklahoma	0.2	2	1	1	1	0	1	0	0	1	0	0	0	0	1-3	0-0	0	6.43	19
Apr 26	TULANE	1.0	1	0	0	1	0	1	0	0	0	0	0	0	0	8-13	0-0	0	6.00	16
Apr 28	TULANE-2	0.1	0	0	0	0	0	0	0	0	0	0	0	0	0	4-10	0-0	0	5.87	2
Totals		0	15.1	15	10	10	10	13	4	0	2	2	0	4	0	91-137	0-0	0	5.87	-

**CAREER STATS**

Year	era	w-l	app	gs	cg	sho	sv	ip	h	r	er	bb	so
2024	5.87	0-0	17	0	0	0/0	0	15.1	15	10	10	10	13
TOTAL	5.87	0-0	17	0	0	0/0	0	15.1	15	10	10	10	13



**36** **CAMDEN JOHNSON**

**FRESHMAN**  
**INF | L/R | 6-0**  
**BOERNE, TX (BOERNE HS)**

**CAREER HIGHS**

	Opponent	Date
At-Bats	6 2x, last at UAB	3/24/24
Hits	4 at Little Rock	2/17/24
Doubles	1 10x, last Tulane	4/28/24
Triples	1 Gonzaga	3/15/24
Home Runs	1 Kansas	4/3/24
RBI's	5 at Little Rock	2/17/24
Runs	2 6x, last FAU	4/14/24
Walks	2 Gonzaga	3/17/24
Stolen Bases	1 6x, last FAU	4/14/24
Sac Hits	1 7x, last at ECU	4/20/24
Sac Flies	1 3x, last FAU	4/13/24

**SEASON HIGHS**

	Opponent	Date
At-Bats	6 2x, last at UAB	3/24/24
Hits	4 at Little Rock	2/17/24
Doubles	1 10x, last Tulane	4/28/24
Triples	1 Gonzaga	3/15/24
Home Runs	1 Kansas	4/3/24
RBI's	5 at Little Rock	2/17/24
Runs	2 6x, last FAU	4/14/24
Walks	2 Gonzaga	3/17/24
Stolen Bases	1 6x, last FAU	4/14/24
Sac Hits	1 7x, last at ECU	4/20/24
Sac Flies	1 3x, last FAU	4/13/24

**SUPERLATIVES**

	Season	Career
Multi-Hit Games	16	16
Multi-RBI Games	4	4
Multi-Run Games	6	6
Multi-SB Games	-	-

**NOTES**

- Leads team with 16 multi-hit games
- First career home run tied game against Kansas in bottom of the eighth
- Named to AAC Weekly Honor Roll in weeks one and three
- Uncle, Mark Johnson, is a member of the College Football Hall of Fame


**2024 GAME-BY-GAME**

Date	Opponent	Pos	AB	R	H	RBI	2B	3B	HR	BB	SB	CS	HBP	SAC	SF	GDP	K	PO	A	E	Avg	
Feb 16	at Little Rock	*3b	5	2	1	0	0	0	0	1	0	0	0	0	0	0	0	0	2	0	0	.200
Feb 17	at Little Rock	*ss	6	1	4	5	0	0	0	0	0	0	0	0	0	0	0	1	1	0	.455	
Feb 18	at Little Rock	*ss	4	1	3	2	1	0	0	1	0	0	0	0	0	0	0	0	1	5	0	.533
Feb 23	vs Virginia	*3b/ss	3	1	1	0	1	0	0	1	0	0	0	0	0	0	0	0	1	0	0	.500
Feb 24	vs Auburn	*ss	3	0	0	0	0	0	0	0	0	0	0	0	0	0	0	0	4	0	0	.429
Feb 25	vs Iowa	*ss	4	0	1	0	0	0	0	1	0	0	0	1	0	0	0	1	2	3	1	.400
Feb 28	at Oral Roberts	*3b	4	1	1	0	0	0	0	1	0	0	0	0	0	0	0	1	1	0	.379	
Mar 01	UTAH TECH	*3b	5	2	3	0	0	0	0	0	1	0	0	0	0	1	0	1	4	0	.412	
Mar 02	UTAH TECH	*3b	3	1	3	0	0	0	0	0	0	0	1	0	0	0	0	0	3	0	.459	
Mar 03	UTAH TECH	*ss/3b	4	2	2	0	1	0	0	1	0	0	0	0	0	0	0	0	0	0	.463	
Mar 05	at Oklahoma	*3b	5	0	2	0	0	0	0	0	0	0	0	0	0	0	0	2	1	0	.457	
Mar 08	LONG BEACH STATE	*3b	4	0	1	1	0	0	0	0	0	0	1	0	0	0	2	1	1	0	.440	
Mar 09	LONG BEACH STATE	*3b	5	0	0	0	0	0	0	0	0	0	0	0	0	0	3	0	2	0	.400	
Mar 10	LONG BEACH STATE	*3b	3	1	1	4	0	0	0	0	0	0	1	0	0	1	0	1	0	1	.387	
Mar 12	NEBRASKA	*3b/ss	4	1	1	0	0	0	0	0	0	1	0	0	0	0	1	0	1	0	.387	
Mar 13	NEBRASKA	*3b	4	2	2	0	0	0	0	1	0	0	0	0	0	0	0	4	0	0	.394	
Mar 15	GONZAGA	*3b	4	1	3	0	1	1	1	1	1	0	0	0	0	0	0	1	2	1	.414	
Mar 16	GONZAGA	*3b	4	1	1	1	0	0	0	1	0	0	0	0	0	0	0	2	3	0	.405	
Mar 17	GONZAGA	*3b	3	1	1	0	0	0	0	2	0	0	0	0	0	0	1	2	3	1	.403	
Mar 19	KANSAS STATE	*3b	5	0	0	0	0	0	0	0	0	0	0	0	0	0	0	2	0	0	.378	
Mar 22	at UAB	*3b	4	0	2	1	1	0	0	0	0	0	0	0	0	0	1	0	0	0	.384	
Mar 23	at UAB	*3b	4	1	2	1	1	0	0	1	1	0	0	0	0	0	0	1	1	0	.389	
Mar 24	at UAB	*3b	6	1	2	0	1	0	0	0	0	0	0	0	0	0	0	0	1	0	.385	
Mar 26	OKLAHOMA STATE	*3b	4	0	1	0	0	0	0	0	0	0	0	0	0	0	2	0	0	0	.380	
Mar 28	RICE	*3b	5	2	2	0	0	0	0	0	0	0	0	0	0	0	1	0	0	0	.381	
Mar 29	RICE	*3b	4	0	0	0	0	0	0	0	0	0	0	1	0	0	1	2	3	0	.367	
Apr 02	OKLAHOMA	*3b	4	0	0	0	0	0	0	1	0	0	0	0	0	0	0	1	1	0	.354	
Apr 03	KANSAS	*3b	5	1	2	1	0	0	1	0	1	0	0	0	0	0	1	2	2	0	.356	
Apr 05	at South Florida	*3b	3	0	0	0	0	0	0	0	0	0	0	1	0	0	1	0	2	0	.347	
Apr 06	at South Florida	*3b	5	1	2	1	1	0	0	0	0	0	0	0	0	0	0	0	1	0	.349	
Apr 07	at South Florida	*3b	4	0	1	1	0	0	0	0	0	0	0	1	0	0	0	1	2	0	.346	
Apr 09	OKLAHOMA STATE	*3b	5	0	1	0	0	0	0	0	0	0	0	0	0	0	0	1	3	0	.341	
Apr 10	at Kansas State	*3b	3	0	2	1	0	0	0	0	0	0	0	0	1	0	0	0	3	0	.348	
Apr 12	FAU	*3b	3	0	1	0	0	0	0	0	0	0	1	0	0	0	1	1	1	0	.348	
Apr 13	FAU	*3b	4	0	0	2	0	0	0	0	0	1	0	0	1	1	0	0	0	0	.338	
Apr 14	FAU	*3b	4	2	2	1	0	0	0	0	1	0	0	0	0	0	0	1	0	1	.342	
Apr 17	ORAL ROBERTS	*3b	4	1	0	0	0	0	0	0	0	0	0	0	0	0	0	1	2	0	.333	
Apr 19	at East Carolina	*3b	4	1	1	1	0	0	0	0	0	0	0	0	0	0	3	1	2	0	.331	
Apr 20	at East Carolina-1	*3b	2	1	0	0	0	0	0	1	0	0	0	1	0	0	0	3	0	0	.327	
Apr 20	at East Carolina-2	*3b	4	0	0	0	0	0	0	0	0	0	0	0	0	0	1	1	0	0	.319	
Apr 23	at Oklahoma	*3b	4	0	1	0	1	0	0	0	0	0	0	0	0	0	1	1	0	0	.317	
Apr 26	TULANE	*3b	4	0	0	0	0	0	0	0	0	0	0	0	0	0	1	0	3	0	.310	
Apr 28	TULANE-1	*3b	2	0	1	0	0	0	0	1	0	0	0	0	0	0	1	0	0	0	.312	
Apr 28	TULANE-2	*3b	5	0	1	1	1	0	0	0	0	0	0	0	0	0	3	1	1	0	.309	
Totals			44gs	178	29	55	24	10	1	1	15	6	0	4	7	3	27	33	70	3	.309	

On base pct. .370 • Slugging pct. .393

**CAREER STATS**

Year	avg	gp-gs	ab	r	h	2b	3b	hr	rbi	bb	so	sb-att
2024	.309	44-44	178	29	55	10	1	1	24	15	27	6-6
TOTAL	.309	44-44	178	29	55	10	1	1	24	15	27	6-6



**38 TYLER DOBBS**

**FRESHMAN**  
**LHP | L/L | 6-3**  
**LEWISVILLE, TX (HEBRON HS)**

**2024 GAME-BY-GAME**

Date	Opponent	GS	IP	H	R	ER	BB	SO	2B	3B	HR	WP	BK	HBP	IBB	Score	W-L	Sv	ERA	NP
Feb 23	vs Virginia		0.1	0	0	0	0	0	0	0	0	0	0	0	0	4-5	0-0	0	0.00	4
Feb 25	vs Iowa		0.2	0	0	0	1	0	0	0	0	0	0	0	0	12-6	0-0	0	0.00	11
Feb 28	at Oral Roberts		5.0	1	0	0	0	4	0	0	0	0	0	0	0	3-1	1-0	0	0.00	51
Mar 05	at Oklahoma	*	3.2	3	2	1	3	2	0	0	0	0	0	0	0	3-5	1-1	0	0.93	60
Mar 10	LONG BEACH STATE		1.1	1	0	0	0	0	0	0	0	0	0	0	0	8-2	2-1	0	0.82	16
Mar 13	NEBRASKA	*	5.0	1	0	0	0	6	1	0	0	1	0	1	0	9-3	3-1	0	0.56	64
Mar 16	GONZAGA		2.1	0	0	0	1	1	0	0	0	0	0	0	0	10-5	4-1	0	0.49	28
Mar 19	KANSAS STATE	*	5.1	6	4	4	2	6	2	0	0	0	0	0	0	6-8	4-1	0	1.90	90
Mar 23	at UAB		1.1	1	0	0	1	1	1	0	0	0	0	0	0	9-2	4-1	0	1.80	26
Mar 26	OKLAHOMA STATE	*	6.1	1	2	2	3	5	0	0	0	0	0	0	0	0-3	4-2	0	2.01	86
Mar 30	RICE		0.2	2	1	1	0	0	1	0	0	0	0	0	0	15-3	4-2	0	2.25	16
Apr 02	OKLAHOMA		1.0	1	0	0	0	0	0	0	0	0	0	0	0	2-11	4-2	0	2.18	15
Apr 06	at South Florida	*	4.2	8	5	5	3	3	1	0	1	0	0	1	0	7-8	4-3	0	3.11	111
Apr 10	at Kansas State		0.0	1	1	0	0	0	0	0	0	0	0	0	0	3-6	4-3	0	3.11	4
Apr 14	FAU	*	5.0	4	0	0	5	7	1	0	0	0	1	0	0	10-5	5-3	0	2.74	99
Apr 20	at East Carolina-1	*	2.2	5	5	5	2	2	0	0	1	0	0	0	0	7-11	5-3	0	3.57	56
Apr 26	TULANE	*	3.1	7	6	6	2	3	0	0	1	0	0	0	0	8-13	5-4	0	4.44	74
Totals		8	48.2	42	26	24	23	40	7	0	3	1	0	4	0	116-97	5-4	0	4.44	-

**CAREER HIGHS**

	Opponent	Date
IP	Oklahoma State	3/26/24
Hits	at USF	4/6/24
Runs	Tulane	4/28/24
ER	Tulane	4/28/24
BB	FAU	4/14/24
SO	FAU	4/14/24

**SEASON HIGHS**

	Opponent	Date
IP	Oklahoma State	3/26/24
Hits	at USF	4/6/24
Runs	Tulane	4/28/24
ER	Tulane	4/28/24
BB	FAU	4/14/24
SO	FAU	4/14/24

**SUPERLATIVES**

	Season	Career
5+ Strikeouts	4	4
10+ Strikeouts	-	-
Scoreless App.	9	9
Hitless App.	3	3
Quality Starts	1	1

**NOTES**

- Allowed a season high in runs in each of last two starts
- Has twice gone 5.0 innings this season allowing only one hit
- Ranked the #27 left-handed pitcher in the state of Texas and the #245 ranked player in the state overall by Perfect Game
- Went 1-0 with four saves in four opportunities and a 1.54 ERA as a senior in 2023
- Teammates at Hebron HS with current Wichita State outfielder Lane Haworth

**CAREER STATS**

Year	era	w-l	app	gs	cg	sho	sv	ip	h	r	er	bb	so
2024	4.44	5-4	17	8	0	0/0	0	48.2	42	26	24	23	40
TOTAL	4.44	5-4	17	8	0	0/0	0	48.2	42	26	24	23	40





**LANE HAWORTH**

**FRESHMAN**

**OF | L/L | 5-10**

**LEWISVILLE, TX (HEBRON HS)**

**CAREER HIGHS**

	Opponent	Date
At-Bats	6 Oklahoma State	4/9/24
Hits	3 2x, last Oklahoma State	4/9/24
Doubles	2 Tulane	4/28/24
Triples	-	-
Home Runs	1 at USF	4/6/24
RBI's	3 FAU	4/13/24
Runs	2 3x, last FAU	4/13/24
Walks	2 at USF	4/7/24
Stolen Bases	1 at Kansas State	4/10/24
Sac Hits	1 Tulane	4/28/24
Sac Flies	-	-

**SEASON HIGHS**

	Opponent	Date
At-Bats	6 Oklahoma State	4/9/24
Hits	3 2x, last Oklahoma State	4/9/24
Doubles	2 Tulane	4/28/24
Triples	-	-
Home Runs	1 at USF	4/6/24
RBI's	3 FAU	4/13/24
Runs	2 3x, last FAU	4/13/24
Walks	2 at USF	4/7/24
Stolen Bases	1 at Kansas State	4/10/24
Sac Hits	1 Tulane	4/28/24
Sac Flies	-	-

**SUPERLATIVES**

	Season	Career
Multi-Hit Games	7	7
Multi-RBI Games	2	2
Multi-Run Games	3	3
Multi-SB Games	-	-

**NOTES**

- Produced first career multi-extra-base hit game on 4/28 against Tulane, doubling twice
- Launched first collegiate home run on 4/6 at South Florida
- Three-time All-District selection at Hebron HS

**2024 GAME-BY-GAME**

Date	Opponent	Pos	AB	R	H	RBI	2B	3B	HR	BB	SB	CS	HBP	SAC	SF	GDP	K	PO	A	E	Avg	
Feb 17	at Little Rock	of	1	0	0	0	0	0	0	1	0	0	0	0	0	0	0	0	0	0	0	.000
Feb 24	vs Auburn	of	1	1	1	1	0	0	0	0	0	0	0	0	0	0	0	2	0	0	0	.500
Mar 05	at Oklahoma	ph	1	0	0	0	0	0	0	0	0	0	0	0	0	0	0	0	0	0	0	.333
Mar 12	NEBRASKA	ph	1	0	0	0	0	0	0	0	0	0	0	0	0	0	1	0	0	0	0	.250
Mar 23	at UAB	*of	4	2	2	0	1	0	0	0	0	0	0	0	0	0	0	3	0	0	0	.375
Mar 26	OKLAHOMA STATE	ph/of	1	0	0	0	0	0	0	0	0	0	0	0	0	0	0	1	0	0	0	.333
Mar 29	RICE	*of	4	1	1	0	1	0	0	0	0	0	0	0	0	0	1	1	0	0	0	.308
Apr 02	OKLAHOMA	*of	4	1	1	0	1	0	0	0	0	0	0	0	0	0	1	1	0	0	0	.294
Apr 03	KANSAS	ph	1	0	0	0	0	0	0	0	0	0	0	0	0	0	0	0	0	0	0	.278
Apr 06	at South Florida	*of	4	2	3	2	0	0	1	0	0	0	0	0	0	0	0	2	0	0	0	.364
Apr 07	at South Florida	*of/of	3	0	1	0	0	0	0	2	0	0	0	0	0	0	0	1	0	0	0	.360
Apr 09	OKLAHOMA STATE	*of	6	0	3	1	1	0	0	0	0	0	0	0	0	0	0	1	0	0	0	.387
Apr 10	at Kansas State	*of	4	1	2	0	0	0	0	0	1	0	0	0	0	0	0	1	0	0	0	.400
Apr 12	FAU	*of	4	1	2	0	1	0	0	0	0	1	0	0	0	0	1	1	0	0	0	.410
Apr 13	FAU	*of/of	4	2	0	3	0	0	0	1	0	0	1	0	0	0	0	1	1	0	0	.372
Apr 14	FAU	*of	3	1	1	0	0	0	0	1	0	0	0	0	0	0	0	0	1	0	0	.370
Apr 17	ORAL ROBERTS	*of	4	0	0	0	0	0	0	0	0	0	0	0	0	0	0	1	0	0	0	.340
Apr 19	at East Carolina	*of	4	0	0	0	0	0	0	0	0	0	0	0	0	0	2	3	0	0	0	.315
Apr 20	at East Carolina-1	*of	5	1	2	0	0	0	0	0	0	0	0	0	0	0	2	0	0	0	0	.322
Apr 28	TULANE-1	*of/of	3	0	1	1	0	0	0	0	0	0	1	0	0	0	1	1	0	0	0	.323
Apr 28	TULANE-2	*of	4	1	2	0	2	0	0	1	0	0	0	0	0	0	0	4	0	0	0	.333
Totals		15gs	66	14	22	8	7	0	1	7	1	2	1	1	0	0	12	23	0	0	0	.333

On base pct. .405 • Slugging pct. .485

**CAREER STATS**

Year	avg	gp-gs	ab	r	h	2b	3b	hr	rbi	bb	so	sb-att
2024	.333	21-15	66	14	22	7	0	1	8	7	12	1-3
TOTAL	.333	21-15	66	14	22	7	0	1	8	7	12	1-3



**43 RYAN GERAGHTY**

**FRESHMAN**

**RHP | R/R | 6-1**

**MUNDELEIN, IL (MUNDELEIN HS)**

**2024 GAME-BY-GAME**

Date	Opponent	GS	IP	H	R	ER	BB	SO	2B	3B	HR	WP	BK	HBP	IBB	Score	W-L	Sv	ERA	NP
Feb 18	at Little Rock		0.2	1	0	0	0	0	1	0	0	0	0	0	0	4-5	0-0	0	0.00	5
Feb 25	vs Iowa		0.2	0	1	1	1	1	0	0	0	1	0	1	0	12-6	1-0	0	6.75	17
Mar 03	UTAH TECH		1.1	1	0	0	0	2	0	0	0	0	0	1	0	5-0	1-0	0	3.38	14
Mar 05	at Oklahoma		0.0	0	0	0	1	0	0	0	0	1	0	0	0	3-5	1-0	0	3.38	5
Mar 09	LONG BEACH STATE		0.0	0	1	1	1	0	0	0	0	1	0	0	0	4-8	1-0	0	6.75	5
Mar 12	NEBRASKA		1.0	0	1	0	3	2	0	0	0	0	0	0	0	6-8	1-0	0	4.91	33
Mar 17	GONZAGA		0.1	0	0	0	1	0	0	0	0	0	0	0	0	4-3	1-0	0	4.50	9
Mar 24	at UAB		1.0	1	0	0	0	1	0	0	0	0	0	0	0	9-1	1-0	0	3.60	15
Apr 02	OKLAHOMA		0.2	1	2	2	4	0	0	0	0	0	0	0	0	2-11	1-0	0	6.35	30
Apr 17	ORAL ROBERTS		0.2	2	2	2	1	1	0	1	0	0	0	0	0	3-8	1-0	0	8.53	15
Apr 23	at Oklahoma		0.1	1	0	0	0	0	0	0	0	0	0	0	0	1-3	1-0	0	8.10	12
Apr 28	TULANE-2		0.1	1	1	1	0	1	0	0	0	0	0	0	0	4-10	1-0	0	9.00	11
Totals		0	7.0	8	8	7	12	8	0	1	0	3	0	2	0	57-68	1-0	0	9.00	-

**CAREER HIGHS**

	Opponent	Date
IP	Utah Tech	3/3/24
Hits	Oral Roberts	4/17/24
Runs	2x, last Oral Roberts	4/17/24
ER	2x, last Oral Roberts	4/17/24
BB	Oklahoma	4/2/24
SO	2x, last Nebraska	3/12/24

**SEASON HIGHS**

	Opponent	Date
IP	Utah Tech	3/3/24
Hits	Oral Roberts	4/17/24
Runs	2x, last Oral Roberts	4/17/24
ER	2x, last Oral Roberts	4/17/24
BB	Oklahoma	4/2/24
SO	2x, last Nebraska	3/12/24

**SUPERLATIVES**

	Season	Career
5+ Strikeouts	-	-
10+ Strikeouts	-	-
Scoreless App.	6	6
Hitless App.	5	5
Quality Starts	-	-

**NOTES**

- Allowed multiple hits for the first time all season on 4/17 vs. Oral Roberts
- Ranked the #165 player in the country by Perfect Game and the #4 ranked right-handed pitcher in the state of Illinois
- Owns the best strikeouts-per-nine innings ratio in program history
- As a junior in 2022 went 10-1 with a 1.19 ERA and 118 strikeouts in 64.2 innings
- Sister, Grace, played lacrosse collegiately at Wofford

**CAREER STATS**

Year	era	w-l	app	gs	cg	sho	sv	ip	h	r	er	bb	so
2024	9.00	1-0	12	0	0	0/1	0	7.0	8	8	7	12	8
TOTAL	9.00	1-0	12	0	0	0/1	0	7.0	8	8	7	12	8



44

**BRADY HAMILTON**

**FRESHMAN**

**RHP | R/R | 6-2**

**EDMOND, OK (DEER CREEK HS)**

**2024 GAME-BY-GAME**

Date	Opponent	GS	IP	H	R	ER	BB	SO	2B	3B	HR	WP	BK	HBP	IBB	Score	W-L	Sv	ERA	NP
Feb 18	at Little Rock		2.0	4	2	1	0	3	1	0	0	0	0	0	0	4-5	0-1	0	4.50	35
Feb 25	vs Iowa		2.2	1	0	0	0	3	0	0	0	0	0	0	0	12-6	0-1	1	1.93	41
Mar 03	UTAH TECH		2.0	2	0	0	0	2	0	0	0	0	0	0	0	5-0	0-1	1	1.35	28
Mar 09	LONG BEACH STATE		2.1	1	1	1	0	1	1	0	0	0	0	0	0	4-8	0-1	1	2.00	20
Mar 12	NEBRASKA	*	3.0	7	6	4	1	4	1	0	1	0	0	1	0	6-8	0-2	1	4.50	61
Mar 16	GONZAGA		2.0	0	0	0	1	1	0	0	0	0	1	0	0	10-5	0-2	1	3.86	26
Mar 23	at UAB	*	5.0	7	1	1	1	3	1	0	0	1	0	0	0	9-2	1-2	1	3.32	71
Mar 28	RICE	*	4.0	6	5	4	1	4	0	0	2	0	0	0	0	7-5	1-2	1	4.30	66
Apr 03	KANSAS	*	5.0	4	3	3	3	5	1	0	0	0	0	0	0	7-6	1-2	1	4.50	85
Apr 10	at Kansas State		0.0	1	2	1	0	0	0	0	0	0	0	0	0	3-6	1-3	1	4.82	11
Apr 14	FAU		0.1	4	4	4	1	1	1	0	0	0	0	0	0	10-5	1-3	1	6.04	26
Apr 19	at East Carolina		2.0	0	0	0	0	1	0	0	0	0	0	0	0	4-6	1-3	1	5.64	17
Apr 26	TULANE		2.2	5	4	4	0	1	1	0	3	0	0	0	0	8-13	1-3	1	6.27	29
Totals		4	33.0	42	28	23	8	29	7	0	6	1	0	2	0	69-75	1-3	1	6.27	-

**CAREER HIGHS**

	IP	Opponent	Date
IP	5.0	2x, last Kansas	4/3/24
Hits	7	2x, last at UAB	3/23/24
Runs	6	Nebraska	3/12/24
ER	4	4x, last Tulane	4/26/24
BB	3	Kansas	4/3/24
SO	5	Kansas	4/3/24

**SEASON HIGHS**

	IP	Opponent	Date
IP	5.0	2x, last Kansas	4/3/24
Hits	7	2x, last at UAB	3/23/24
Runs	6	Nebraska	3/12/24
ER	4	4x, last Tulane	4/26/24
BB	3	Kansas	4/3/24
SO	5	Kansas	4/3/24

**SUPERLATIVES**

	Season	Career
5+ Strikeouts	1	1
10+ Strikeouts	-	-
Scoreless App.	4	4
Hitless App.	2	2
Quality Starts	-	-

**NOTES**

- Allowed five hits in 2.2 innings against Tulane on 4/28, four of the five went for extra bases (three homers, one double)
- Ranked the #2 right-handed pitcher in the state of Oklahoma and the #8 player in the state overall by Perfect Game
- Posted a 1.60 ERA with 79 strikeouts in 50.2 innings as a senior in 2023
- Helped Deer Creek to three state tournament appearances, highlighted by a 35-4 record and an appearance in the state semifinals in 2021

**CAREER STATS**

Year	era	w-l	app	gs	cg	sho	sv	ip	h	r	er	bb	so
2024	6.27	1-3	13	4	0	0/1	1	33.0	42	28	23	8	29
TOTAL	6.27	1-3	13	4	0	0/1	1	33.0	42	28	23	8	29



**JOSH LIVINGSTON**

**JUNIOR**

**INF | L/R | 6-0**

**PROSPER, TX (CROWDER CC)**

**2024 GAME-BY-GAME**

Date	Opponent	Pos	AB	R	H	RBI	2B	3B	HR	BB	SB	CS	HBP	SAC	SF	GDP	K	PO	A	E	Avg
Feb 16	at Little Rock	*dh	5	2	1	2	1	0	0	1	0	0	0	0	0	0	2	0	0	0	.200
Feb 18	at Little Rock	*3b	3	0	0	0	0	0	0	0	0	0	0	0	0	0	0	0	0	0	.125
Feb 23	vs Virginia	ph/3b	1	0	0	0	0	0	0	0	0	0	0	0	0	0	1	0	0	0	.111
Feb 25	vs Iowa	ph/3b	3	1	1	3	0	0	1	0	0	0	0	0	0	0	1	0	0	0	.167
Mar 02	UTAH TECH	*dh	3	1	1	1	0	0	1	1	0	0	0	0	0	0	2	0	0	0	.200
Mar 03	UTAH TECH	*3b	4	0	0	0	0	0	0	0	0	0	0	0	0	0	0	0	0	0	.158
Mar 05	at Oklahoma	ph	1	1	1	1	0	0	1	0	0	0	0	0	0	0	0	0	0	0	.200
Mar 09	LONG BEACH STATE	ph	0	0	0	0	0	0	0	1	0	0	0	0	0	0	0	0	0	0	.200
Mar 10	LONG BEACH STATE	*2b	2	0	0	1	0	0	0	0	0	0	0	0	1	0	1	1	0	0	.182
Mar 12	NEBRASKA	*2b/3b	4	0	1	1	0	0	0	0	0	0	0	0	0	0	2	1	0	2	.192
Mar 19	KANSAS STATE	ph	1	0	0	0	0	0	0	0	0	0	0	0	0	0	0	0	0	0	.185
Mar 24	at UAB	*dh	3	3	2	1	1	0	1	0	0	0	1	0	0	0	1	0	0	0	.233
Mar 26	OKLAHOMA STATE	ph	1	0	0	0	0	0	0	0	0	0	0	0	0	0	0	0	0	0	.226
Mar 28	RICE	*dh	3	0	0	1	0	0	0	0	0	0	0	0	1	2	0	0	0	0	.206
Apr 09	OKLAHOMA STATE	*dh	2	0	0	0	0	0	0	0	0	0	1	0	0	0	2	0	0	0	.194
Apr 23	at Oklahoma	ph	1	0	0	0	0	0	0	0	0	0	0	0	0	0	0	0	0	0	.189
Apr 28	TULANE-1	*dh	2	1	1	3	0	0	1	0	0	0	1	0	0	0	1	0	0	0	.205
Apr 28	TULANE-2	*dh	4	0	1	1	0	0	0	1	0	0	0	0	0	0	3	0	0	0	.209
Totals		11gs	43	9	9	16	2	0	5	5	0	0	3	0	2	4	15	1	2	1	.209

On base pct. .321 • Slugging pct. .605

**CAREER HIGHS**

	Opponent	Date
At-Bats	at Little Rock	2/16/24
Hits	at UAB	3/24/24
Doubles	2x, last at UAB	3/24/24
Triples	-	-
Home Runs	5x, last Tulane	4/28/24
RBI's	2x, last Tulane	4/28/24
Runs	at UAB	3/24/24
Walks	5x, last Tulane	4/28/24
Stolen Bases	-	-
Sac Hits	-	-
Sac Flies	1 2x, last Rice	3/28/24

**SEASON HIGHS**

	Opponent	Date
At-Bats	at Little Rock	2/16/24
Hits	at UAB	3/24/24
Doubles	1 2x, last at UAB	3/24/24
Triples	-	-
Home Runs	1 5x, last Tulane	4/28/24
RBI's	3 2x, last Tulane	4/28/24
Runs	3 at UAB	3/24/24
Walks	1 5x, last Tulane	4/28/24
Stolen Bases	-	-
Sac Hits	-	-
Sac Flies	1 2x, last Rice	3/28/24

**SUPERLATIVES**

	Season	Career
Multi-Hit Games	1	1
Multi-RBI Games	2	2
Multi-Run Games	2	2
Multi-SB Games	-	-

**NOTES**

- Seven of nine hits on the season have gone for extra bases (five homers)
- Has hit two pinch-hit home runs in 2024, WSU hadn't had one since 2018
- Named 2023 NJCAA Third Team All-American and Region 16 Player of the Year after slashing .324/.480/.643 with 19 home runs and 64 RBI at Crowder
- Teammates at Crowder with Wichita State outfielder Dayvin Johnson

**CAREER STATS**

Year	avg	gp-gs	ab	r	h	2b	3b	hr	rbi	bb	so	sb-att
2024	.209	18-11	43	9	9	2	0	5	16	5	15	0-0
TOTAL	.209	18-11	43	9	9	2	0	5	16	5	15	0-0



**46 MATT WILKINSON**

**SENIOR**

**RHP | R/R | 6-2**

**COTTAGE GROVE, MN (IOWA CENTRAL CC)**

**2024 GAME-BY-GAME**

Date	Opponent	GS	IP	H	R	ER	BB	SO	2B	3B	HR	WP	BK	HBP	IBB	Score	W-L	Sv	ERA	NP
Feb 24	vs Auburn		1.0	0	2	2	3	0	0	0	0	0	0	0	0	8-19	0-0	0	18.00	33
Mar 05	at Oklahoma		0.1	1	0	0	1	0	0	0	0	1	0	0	0	3-5	0-0	0	13.50	7
Mar 19	KANSAS STATE		1.0	1	0	0	0	0	1	0	0	0	0	0	0	6-8	0-0	0	7.71	10
Apr 03	KANSAS		0.0	1	1	1	1	0	1	0	0	0	0	0	0	7-6	0-0	0	11.57	8
Apr 09	OKLAHOMA STATE		1.0	3	3	2	1	3	2	0	0	0	0	0	0	5-9	0-0	0	13.50	25
Apr 14	FAU		0.0	0	1	1	2	0	0	0	0	1	0	0	0	10-5	0-0	0	16.20	10
Totals		0	3.1	6	7	6	8	3	4	0	0	2	0	0	0	39-52	0-0	0	16.20	-

**CAREER HIGHS**

	Opponent	Date
IP	at UCF	5/18/23
Hits	2x, last Oklahoma State	4/9/24
Runs	2x, last Oklahoma State	4/9/24
ER	4x, last Oklahoma State	4/9/24
BB	Auburn	2/24/24
SO	2x, last Oklahoma State	4/9/24

**SEASON HIGHS**

	Opponent	Date
IP	3x, last Oklahoma State	4/9/24
Hits	Oklahoma State	4/9/24
Runs	Oklahoma State	4/9/24
ER	2x, last Oklahoma State	4/9/24
BB	Auburn	2/24/24
SO	Oklahoma State	4/9/24

**SUPERLATIVES**

	Season	Career
5+ Strikeouts	-	-
10+ Strikeouts	-	-
Scoreless App.	2	14
Hitless App.	2	11
Quality Starts	-	-

**NOTES**

- Made 18 appearances out of the Shocker bullpen in 2023, going 1-1 with a 3.50 ERA over 18.0 innings of work
- Surrendered HR to first opposing batter of 2023, none afterward
- Made 30 relief appearances over two seasons at Iowa Central CC, had eight career saves for the Tritons
- Originally committed to Northern State University out of high school
- Played hockey at Park HS in Cottage Grove, Minnesota

**CAREER STATS**

Year	era	w-l	app	gs	cg	sho	sv	ip	h	r	er	bb	so
2023	3.50	1-1	18	0	0	0/0	0	18.0	14	10	7	8	17
2024	16.20	0-0	6	0	0	0/0	0	3.1	6	7	6	8	3
TOTAL	5.48	1-1	24	0	0	0/0	0	21.1	20	17	13	16	20



**48 JACK MOUNT**

**JUNIOR**

**RHP | R/R | 6-2**

**VAL DES MONTS, QUEBEC (CLOUD COUNTY CC)**

**2024 GAME-BY-GAME**

Date	Opponent	GS	IP	H	R	ER	BB	SO	2B	3B	HR	WP	BK	HBP	IBB	Score	W-L	Sv	ERA	NP
Feb 25	vs Iowa		1.0	0	0	0	1	1	0	0	0	0	0	0	0	12-6	0-0	0	0.00	16
Feb 28	at Oral Roberts		1.0	2	1	1	0	1	1	0	0	0	0	0	0	3-1	0-0	0	4.50	14
Mar 05	at Oklahoma		1.0	1	2	1	1	0	0	0	0	0	0	0	0	3-5	0-0	0	6.00	23
Mar 13	NEBRASKA		0.2	2	2	2	0	1	0	0	2	0	0	0	0	9-3	0-0	0	9.82	15
Mar 22	at UAB		2.0	0	0	0	0	4	0	0	0	0	0	0	0	3-5	0-0	0	6.35	28
Mar 28	RICE		2.2	1	0	0	0	1	0	0	0	0	0	0	0	7-5	0-0	0	4.32	21
Apr 03	KANSAS		0.2	1	0	0	1	1	0	0	0	0	0	0	0	7-6	0-0	0	4.00	15
Apr 10	at Kansas State		2.1	2	0	0	0	0	1	0	0	0	0	0	0	3-6	0-0	0	3.18	25
Apr 13	FAU		1.0	2	1	1	0	1	0	0	0	0	0	0	0	14-9	1-0	0	3.65	13
Apr 14	FAU		0.0	0	0	0	2	0	0	0	0	0	0	0	0	10-5	1-0	0	3.65	12
Apr 20	at East Carolina-2		1.0	1	1	1	0	0	0	0	1	0	0	0	0	4-11	1-0	0	4.05	14
Apr 23	at Oklahoma	*	1.0	0	0	0	0	1	0	0	0	0	0	1	0	1-3	1-0	0	3.77	20
Apr 28	TULANE-2		0.2	2	0	0	0	0	0	0	0	0	0	0	0	4-10	1-0	0	3.60	12
Totals		1	15.0	14	7	6	5	11	2	0	3	0	0	1	0	80-75	1-0	0	3.60	-

**CAREER HIGHS**

	Opponent	Date
IP	Rice	3/28/24
Hits	5x, last Tulane	4/28/24
Runs	2x, last Nebraska	3/13/24
ER	Nebraska	3/13/24
BB	FAU	4/14/24
SO	at UAB	3/22/24

**SEASON HIGHS**

	Opponent	Date
IP	Rice	3/28/24
Hits	5x, last Tulane	4/28/24
Runs	2x, last Nebraska	3/13/24
ER	Nebraska	3/13/24
BB	FAU	4/14/24
SO	at UAB	3/22/24

**SUPERLATIVES**

	Season	Career
5+ Strikeouts	-	-
10+ Strikeouts	-	-
Scoreless App.	8	8
Hitless App.	4	4
Quality Starts	-	-

**NOTES**

- First Canadian to play for Wichita State since RHP Steve Smith (1988-92)
- Worked a hitless, scoreless inning in first career start on 4/23 at Oklahoma
- Went 9-5 with a 4.90 ERA over two seasons at Cloud County CC, making 31 appearances and 23 starts
- Finished his career at Cloud with 147 strikeouts, establishing a new program record
- Spent the fall of 2022 at Washington State before returning to Cloud for 2023 season

**CAREER STATS**

Year	era	w-l	app	gs	cg	sho	sv	ip	h	r	er	bb	so
2024	3.60	1-0	13	1	0	0/0	0	15.0	14	7	6	5	11
TOTAL	3.60	1-0	13	1	0	0/0	0	15.0	14	7	6	5	11



**49** **TOMMY LAPOUR**

**FRESHMAN**

**RHP | R/R | 6-4**

**BLUE SPRINGS, MO (BLUE SPRINGS SOUTH HS)**

**2024 GAME-BY-GAME**

Date	Opponent	GS	IP	H	R	ER	BB	SO	2B	3B	HR	WP	BK	HBP	IBB	Score	W-L	Sv	ERA	NP	
Feb 18	at Little Rock	*	2.2	3	3	2	2	2	0	0	1	1	0	2	0	4-5	0-0	0	10.12	58	
Feb 24	vs Auburn	*	1.1	5	7	7	3	1	1	0	2	0	1	0	0	8-19	0-1	0	22.50	45	
Mar 03	UTAH TECH	*	5.0	2	0	0	8	0	0	0	0	0	0	1	0	5-0	1-1	0	10.00	58	
Mar 10	LONG BEACH STATE	*	4.2	3	2	2	0	5	0	0	2	0	0	2	0	8-2	1-1	0	7.90	69	
Mar 17	GONZAGA	*	5.0	3	3	1	4	4	2	0	0	0	0	0	2	0	4-3	1-1	0	6.27	93
Mar 24	at UAB	*	5.0	2	1	0	3	9	1	0	0	0	0	0	0	9-1	2-1	0	4.94	86	
Mar 30	RICE	*	6.0	5	2	2	2	8	0	1	0	0	0	0	0	15-3	3-1	0	4.55	84	
Apr 07	at South Florida	*	5.2	7	0	0	3	7	0	0	0	1	0	1	0	2-3	3-1	0	3.82	105	
Apr 13	FAU	*	5.0	4	6	1	3	5	0	0	2	0	0	0	0	14-9	3-1	0	3.57	96	
Apr 20	at East Carolina-2	*	4.2	9	5	5	2	0	0	0	1	0	0	0	0	4-11	3-2	0	4.20	82	
Apr 28	TULANE-2	*	5.0	6	6	6	1	1	2	0	1	1	0	0	0	4-10	3-3	0	4.86	72	
Totals		11	50.0	49	35	27	23	50	6	1	9	3	1	8	0	77-66	3-3	0	4.86	-	

**CAREER HIGHS**

	Opponent	Date
IP	Rice	3/30/24
Hits	at ECU	4/20/24
Runs	Auburn	2/24/24
ER	Auburn	2/24/24
BB	Gonzaga	3/17/24
SO	at UAB	3/24/24

**SEASON HIGHS**

	Opponent	Date
IP	Rice	3/30/24
Hits	at USF	4/7/24
Runs	Auburn	2/24/24
ER	Auburn	2/24/24
BB	Gonzaga	3/17/24
SO	at UAB	3/24/24

**SUPERLATIVES**

	Season	Career
5+ Strikeouts	5	5
10+ Strikeouts	-	-
Scoreless App.	2	2
Hitless App.	-	-
Quality Starts	1	1

**NOTES**

- Has notched just one strikeout over his last two starts combined
- Ranked the #1 right-handed pitcher in the state of Missouri, the #5 player in the state and the #124 right-handed pitcher in the country by Perfect Game
- Named Class 6 Second Team All-State by the MHSBCA in 2022 and 2023
- Also named All-State in both football as a wide receiver and wrestling in the 220-pound weight class
- Has two sisters, Hannah and Aubrey, both of whom play or have played

**CAREER STATS**

Year	era	w-l	app	gs	cg	sho	sv	ip	h	r	er	bb	so
2024	4.86	3-3	11	11	0	0/1	0	50.0	49	35	27	23	50
TOTAL	4.86	3-3	11	11	0	0/1	0	50.0	49	35	27	23	50



**50 KAM DURNIN**

**FRESHMAN**

**INF | R/R | 6-0**

**CAMDENTON, MO (CAMDENTON HS)**

**CAREER HIGHS**

	Opponent	Date
At-Bats	5 3x, last Oklahoma State	4/9/24
Hits	3 2x, last Tulane	4/26/24
Doubles	1 9x, last Tulane	4/26/24
Triples	1 Oklahoma State	4/9/24
Home Runs	1 3x, last Tulane	4/26/24
RBIs	2 3x, last FAU	4/13/24
Runs	2 2x, last Tulane	4/26/24
Walks	2 2x, last Tulane	4/28/24
Stolen Bases	1 Auburn	2/24/24
Sac Hits	-	-
Sac Flies	1 2x, last Rice	3/30/24

**SEASON HIGHS**

	Opponent	Date
At-Bats	5 3x, last Oklahoma State	4/9/24
Hits	3 2x, last Tulane	4/26/24
Doubles	1 9x, last Tulane	4/26/24
Triples	1 Oklahoma State	4/9/24
Home Runs	1 3x, last Tulane	4/26/24
RBIs	2 3x, last FAU	4/13/24
Runs	2 2x, last Tulane	4/26/24
Walks	2 2x, last Tulane	4/28/24
Stolen Bases	1 Auburn	2/24/24
Sac Hits	-	-
Sac Flies	1 2x, last Rice	3/30/24

**SUPERLATIVES**

	Season	Career
Multi-Hit Games	6	6
Multi-RBI Games	3	3
Multi-Run Games	2	2
Multi-SB Games	-	-

**NOTES**

- Has raised batting average 105 points since March 26
- Came a triple shy of the cycle on 4/26 vs. Tulane
- Holds Camdenton career records for hits (127) and batting average (.455)
- Named all-state as a wide receiver and kicker as a senior in 2023

**2024 GAME-BY-GAME**

Date	Opponent	Pos	AB	R	H	RBI	2B	3B	HR	BB	SB	CS	HBP	SAC	SF	GDP	K	PO	A	E	Avg	
Feb 16	at Little Rock	2b/of	0	0	0	0	0	0	0	1	0	0	0	0	0	0	0	0	0	0	0	.000
Feb 17	at Little Rock	of	1	1	1	0	1	0	0	0	0	0	0	0	0	0	0	1	0	0	0	1.000
Feb 18	at Little Rock	*2b	2	0	0	0	0	0	0	0	0	0	0	0	0	0	2	0	1	0	0	.333
Feb 23	vs Virginia	2b	0	0	0	0	0	0	0	0	0	0	0	0	0	0	0	0	0	0	0	.333
Feb 24	vs Auburn	ph/ss	1	0	1	0	0	0	0	0	1	0	1	0	0	0	0	1	0	0	0	.500
Mar 02	UTAH TECH	*2b	2	0	0	0	0	0	0	0	0	0	0	0	0	0	1	0	3	0	0	.333
Mar 05	at Oklahoma	ph/2b	1	0	0	0	0	0	0	0	0	0	0	0	0	0	0	0	0	0	0	.286
Mar 08	LONG BEACH STATE	*2b	4	0	1	0	1	0	0	0	0	0	0	0	0	0	1	1	1	0	0	.273
Mar 09	LONG BEACH STATE	*2b	2	1	1	0	0	0	0	1	0	0	0	0	0	0	0	3	3	0	0	.308
Mar 10	LONG BEACH STATE	*ss	2	1	0	0	0	0	0	0	0	1	0	0	0	0	1	2	8	0	0	.267
Mar 12	NEBRASKA	*ss	2	0	0	0	0	0	0	0	0	0	0	0	0	0	1	0	2	2	0	.235
Mar 13	NEBRASKA	*ss	4	0	0	0	0	0	0	0	0	0	0	0	0	0	2	2	3	0	0	.190
Mar 16	GONZAGA	*ss	3	1	1	1	1	0	0	0	0	0	0	0	1	0	1	2	4	0	0	.208
Mar 17	GONZAGA	*ss	2	0	0	0	0	0	0	2	0	0	0	0	0	0	2	1	0	0	0	.192
Mar 19	KANSAS STATE	ss	1	0	0	0	0	0	0	0	0	0	0	0	0	0	0	1	1	0	0	.185
Mar 22	at UAB	*ss	4	1	1	1	0	0	1	0	0	0	0	0	0	0	1	2	3	0	0	.194
Mar 23	at UAB	*ss	5	0	0	0	0	0	0	0	0	0	0	0	0	0	0	1	0	1	0	.167
Mar 24	at UAB	*ss	5	0	0	0	0	0	0	0	0	0	0	0	0	0	1	1	4	0	0	.146
Mar 26	OKLAHOMA STATE	*ss	3	0	0	0	0	0	0	1	0	0	0	0	0	0	0	2	3	0	0	.136
Mar 28	RICE	*ss	4	1	2	0	0	0	0	0	0	1	0	0	0	0	1	1	2	0	0	.167
Mar 29	RICE	*ss	4	1	1	1	0	0	0	0	0	0	0	0	0	0	1	2	3	0	0	.173
Mar 30	RICE	*ss	3	1	1	2	0	0	1	0	0	0	0	0	1	0	1	1	1	1	0	.182
Apr 02	OKLAHOMA	*ss	4	1	3	1	0	0	0	0	0	0	0	0	0	0	0	0	3	0	0	.220
Apr 03	KANSAS	*ss	3	0	0	0	0	0	0	0	0	0	1	0	0	0	1	1	4	1	0	.210
Apr 05	at South Florida	*ss	3	1	1	1	0	0	0	0	0	0	0	0	0	0	0	3	2	0	0	.215
Apr 06	at South Florida	*ss	4	0	0	0	0	0	0	0	0	0	0	0	0	0	2	0	6	0	0	.203
Apr 07	at South Florida	*ss	2	1	2	1	1	0	0	1	0	0	1	0	0	0	0	2	3	0	0	.225
Apr 09	OKLAHOMA STATE	*ss	5	1	2	2	0	1	0	1	0	0	0	0	0	0	2	0	2	0	0	.237
Apr 10	at Kansas State	*ss	4	1	0	1	0	0	0	0	0	0	0	0	0	0	1	1	1	1	0	.225
Apr 12	FAU	*ss	3	0	0	0	0	0	0	0	0	0	0	0	0	0	0	1	1	3	0	.217
Apr 13	FAU	*ss	4	2	2	2	1	0	0	0	0	0	1	0	0	0	1	0	2	0	0	.230
Apr 14	FAU	*ss	3	1	1	0	0	0	0	1	0	0	0	0	0	0	1	0	4	0	0	.233
Apr 17	ORAL ROBERTS	*ss	3	0	0	0	0	0	0	0	0	0	0	0	0	0	1	2	5	0	0	.226
Apr 19	at East Carolina	*ss	4	0	1	1	1	0	0	0	0	0	0	0	0	0	2	2	0	2	0	.227
Apr 20	at East Carolina-1	*ss	4	0	1	0	0	0	0	0	0	0	0	0	0	0	0	0	3	0	0	.228
Apr 20	at East Carolina-2	*ss	4	0	1	0	0	0	0	0	0	0	0	0	0	0	0	1	4	2	0	.229
Apr 23	at Oklahoma	*ss	2	0	0	0	0	0	0	1	0	0	0	0	0	0	1	2	2	1	0	.224
Apr 25	TULANE	*ss	4	2	3	1	1	0	1	0	0	0	0	0	0	0	0	2	1	0	0	.243
Apr 28	TULANE-1	*ss	2	1	0	0	0	0	0	0	0	0	0	0	0	0	1	2	5	0	0	.239
Apr 28	TULANE-2	*ss	3	1	1	0	1	0	0	2	0	0	0	0	0	0	0	1	4	0	0	.241
Totals		34gs	116	20	28	15	9	1	3	12	1	0	7	0	2	2	32	46	95	8	241	

On base pct. .343 • Slugging pct. .414

**CAREER STATS**

Year	avg	gp-gs	ab	r	h	2b	3b	hr	rbi	bb	so	sb-att
2024	.241	40-34	116	20	28	9	1	3	15	12	32	1-1
TOTAL	.241	40-34	116	20	28	9	1	3	15	12	32	1-1





**53 DARNELL PARKER JR.**

**FRESHMAN**

**INF | R/R | 6-1**

**CARROLTON, VA (NANSEMOND RIVER HS)**

**CAREER HIGHS**

	Opponent	Date
At-Bats	4 2x, last Virginia	2/23/24
Hits	2 Long Beach St.	3/8/24
Doubles	1 2x, last Long Beach St.	3/9/24
Triples	-	-
Home Runs	1 Virginia	2/23/24
RBIs	2 at Little Rock	2/16/24
Runs	2 Rice	3/30/24
Walks	1 3x, last Long Beach St.	3/9/24
Stolen Bases	-	-
Sac Hits	1 3x, last Long Beach St.	3/9/24
Sac Flies	1 2x, last Gonzaga	3/15/24

**SEASON HIGHS**

	Opponent	Date
At-Bats	4 2x, last Virginia	2/23/24
Hits	2 Long Beach St.	3/8/24
Doubles	1 2x, last Long Beach St.	3/9/24
Triples	-	-
Home Runs	1 Virginia	2/23/24
RBIs	2 at Little Rock	2/16/24
Runs	2 Rice	3/30/24
Walks	1 3x, last Long Beach St.	3/9/24
Stolen Bases	-	-
Sac Hits	1 3x, last Long Beach St.	3/9/24
Sac Flies	1 2x, last Gonzaga	3/15/24

**SUPERLATIVES**

	Season	Career
Multi-Hit Games	1	1
Multi-RBI Games	1	1
Multi-Run Games	1	1
Multi-SB Games	-	-

**NOTES**

- Virginia native whose first career home run came against nationally ranked Virginia on 2/23
- Was originally committed to Georgetown and later Washington State before signing with Wichita State
- First Team All-State as a senior in 2023, hitting .350 with a 1.167 OPS

**2024 GAME-BY-GAME**

Date	Opponent	Pos	AB	R	H	RBI	2B	3B	HR	BB	SB	CS	HBP	SAC	SF	GDP	K	PO	A	E	Avg
Feb 16	at Little Rock	*ss	4	0	0	2	0	0	0	0	0	0	1	0	1	0	3	1	1	0	.000
Feb 23	vs Virginia	*ss	4	1	1	1	0	0	1	0	0	0	0	0	0	0	2	1	2	3	.125
Feb 28	at Oral Roberts	*ss	3	0	0	1	0	0	0	0	0	0	0	0	1	0	0	0	5	0	.091
Mar 01	UTAH TECH	*ss	3	0	0	0	0	0	0	1	0	0	0	0	0	0	1	1	4	1	.071
Mar 02	UTAH TECH	*ss	3	0	0	0	0	0	0	0	0	0	0	0	0	0	2	1	1	0	.059
Mar 03	UTAH TECH	ss	0	0	0	0	0	0	0	0	0	0	0	0	0	0	0	0	0	0	.059
Mar 05	at Oklahoma	*ss	2	0	1	0	0	0	0	0	0	0	0	1	0	0	0	2	4	0	.105
Mar 08	LONG BEACH STATE	*ss	3	1	2	1	1	0	0	1	0	0	0	0	0	0	0	1	3	1	.182
Mar 09	LONG BEACH STATE	*ss	1	0	1	0	1	0	0	1	0	0	0	1	0	0	0	1	3	1	.217
Mar 12	NEBRASKA	ss	0	0	0	0	0	0	0	0	0	0	0	0	0	0	0	0	1	0	.217
Mar 13	NEBRASKA	2b	0	0	0	0	0	0	0	0	0	0	0	0	0	0	0	0	0	0	.217
Mar 15	GONZAGA	*ss	3	0	0	1	0	0	0	0	0	0	0	0	1	0	3	0	5	0	.192
Mar 19	KANSAS STATE	*ss	2	0	0	0	0	0	0	0	0	0	0	0	0	0	1	1	3	0	.179
Mar 30	RICE	*3b	2	2	1	1	0	0	0	0	0	0	2	0	0	0	0	1	0	0	.200
Apr 09	OKLAHOMA STATE	*2b	2	0	0	0	0	0	0	0	0	0	0	0	0	0	2	2	1	0	.188
Apr 19	at East Carolina	ph	1	0	0	0	0	0	0	0	0	0	0	0	0	0	1	0	0	0	.182
Totals		12gs	33	4	6	7	2	0	1	3	0	0	3	3	2	0	15	11	34	6	.182

On base pct. .293 • Sluqaina pct. .333

**CAREER STATS**

Year	avg	gp-gs	ab	r	h	2b	3b	hr	rbi	bb	so	sb-att
2024	.182	16-12	33	4	6	2	0	1	7	3	15	0-0
TOTAL	.182	16-12	33	4	6	2	0	1	7	3	15	0-0

# The Last Time...

## A Wichita State Team...

Won 10 or more consecutive games: Feb. 21-March 8, 2020 (12)  
Won 15 or more consecutive games: March 4-April 2, 2008 (19)  
Won 10 or more consecutive home games: Feb. 21-March 8, 2020 (10)  
Won 15 or more consecutive home games: Feb. 22-April 2, 2008 (18)  
Won 5 or more consecutive conference games: March 23-30, 2024 (5)  
Won 5 or more consecutive conference home games: April 9-May 12, 2017 (5)  
Won 5 or more consecutive road games: March 22-April 8, 2008 (5)  
Won 5 or more consecutive conference road games: April 13, 2014-April 17, 2015 (8)  
Lost 5 or more consecutive games: April 5-12, 2024 (6)  
Lost 4 or more consecutive home games: April 5- May 6, 2022 (10)  
Lost 5 or more consecutive home games: April 5- May 6, 2022 (10)  
Lost 4 or more consecutive conference games: April 14-29, 2022 (7)

Had back-to-back home runs: April 20, 2024 at East Carolina (3rd inn.) Dayvin Johnson & Derek Williams  
Had three consecutive home runs: March 5, 2004 vs. Louisiana-Lafayette (8th inn.), Nick Blasi, Logan Sorensen and Drew Moffitt

Had 2 players with 2 or more home runs in a game: April 18, 2023 at Kansas State (Garrett Pennington and Brock Rodden) (2)  
Had three or more doubles in an inning: March 11, 2023 vs. Stetson (3rd inn.) (4)  
Had four or more doubles in an inning: March 11, 2023 vs. Stetson (3rd inn.) (4)  
Hit two or more home runs in an inning: April 3, 2024 vs. Kansas (8th inn.) (2)  
Hit three or more home runs in an inning: April 18, 2023 at Kansas State (3rd inn.) (3)  
Hit four or more home runs in an inning: March 31, 1998 vs. Newman (5th inn.) (5)  
Hit nine home runs: Feb. 27, 1981 vs. Texas Wesleyan, (G1) & vs. Emporia State, Feb. 27, 1991  
Hit eight home runs: March 16, 1999 at Missouri  
Hit seven home runs: April 12, 1998 at Creighton,  
Hit six home runs: April 18, 2023 at Kansas State  
Hit five home runs: March 25, 2023 vs. UMass  
Hit three triples: March 14, 2017 vs. Northern Colorado  
Hit two grand slams in a game: March 2, 2018, Mason O'Brien and Alec Bohm vs. Nebraska  
Hit grand slams in consecutive games: April 2 & 4, 2023, Garrett Pennington and Brock Rodden  
Hit three or more grand slams in a season: 2024 (3)  
Hit four or more grand slams in a season: 2024 (4)  
Homered in four consecutive games: April 20-28, 2024 (6)  
Homered in five consecutive games: April 20-28, 2024 (6)  
Homered in six consecutive games: April 20-28, 2024 (6)  
Homered in seven consecutive games: Feb. 24-March 7, 2023 (7)  
Homered in eight consecutive games: March 18-30, 2018

Run-ruled an opponent: March 31, 2024 vs. Rice (15-3) (7 inn.)  
Was run-ruled by an opponent: February 24, 2024 vs. Auburn (19-8) (7 inn.)  
Scored in every inning (9 inn.): April 21, 1998 vs. Friends  
Scored in every inning (7 inn.): April 11, 1999 vs. Illinois State  
Played to a tie: May 13, 2018 vs. USF (9-9)  
Scored 10 or more runs in three consecutive games: May 13-19, 2023  
Scored 10 or more runs in four consecutive games: Feb. 26-March 2, 2010  
Scored 25 or more runs: Feb. 25, 2012 vs. North Dakota (26)  
Scored 20 or more runs: March 21, 2015 at Southern Illinois (20)  
Scored 18 or more runs in a loss: May 19, 1985 vs. Lamar (23-18)  
Scored 5 or more runs in the first inning: May 2, 2021 vs. East Carolina (6)  
Scored 7 or more runs in an inning: April 20, 2024 at East Carolina (7) (3rd inn.)  
Scored 8 or more runs in an inning: March 26, 2023 vs. UMass (9) (6th inn.)  
Scored 9 or more runs in an inning: March 26, 2023 vs. UMass (9) (6th inn.)  
Scored 10 or more runs in an inning: March 17, 2015 (G2) vs. Western Illinois (10) (6th inn.)  
Scored 12 or more runs in an inning: April 6, 2011 vs. Alcorn State (14) (5th inn.)  
Scored 13 or more runs in an inning: April 6, 2011 vs. Alcorn State (14) (5th inn.)

Allowed 20 or more runs in a game: \*May 31, 2013 vs. Kansas State (20)  
Allowed 8 or more runs in an inning: April 8, 2023 vs. Houston (13) (7th inn.)  
Allowed 9 or more runs in an inning: April 8, 2023 vs. Houston (13) (7th inn.)

Batted around in back-to-back innings: \*April 13, 2013 at Bradley (9th & 10th innings)  
Stole eight or more bases in a game: March 17, 2015 vs. Western Illinois (10) (G1)  
Stole nine or more bases in a game: March 17, 2015 vs. Western Illinois (10) (G1)  
Stole 10 or more bases in a game: March 17, 2015 vs. Western Illinois (10) (G1)  
Walked four or more times in an inning: May 18, 2023 at UCF (4) (9th inn.)  
Walked five or more times in an inning: April 14, 2023 (5) at Tulane (8th inn.)  
Walked six or more times in an inning: March 17, 2015 (6) vs. Western Illinois (6th inn.) (G2)  
Walked nine or more times in an inning: March 24, 1999 (9) at Washington (1st inn.)  
Walked four or more consecutive times: April 14, 2023 (4) at Tulane (8th inn.)  
Walked 10 or more times in a game: April 14, 2023 (10) at Tulane  
Had five or more hit batters in a game: April 13, 2024 (5) vs. FAU  
Had three or more hit batters in an inning: March 28, 2024 (3) vs. Rice (1st inn.)

Had 10 or more hits in a game, all singles: May 10, 2016 vs. Creighton (13)  
Had 15 or more singles in a game: Feb. 16, 2014 vs. SIUE (16)  
Had 20 or more hits: vs. Hofstra, Feb. 28, 2020 (20)  
Had 7 or more doubles: vs. Kansas, April 18, 2018 (8)  
Had 10 or more hits in 10 or more consecutive games: May 15-June 6, 2008 (10)  
Had eight or more consecutive batters reach base safely: March 26, 2023 vs. UMass (10) (6th inn.)  
Had nine or more consecutive batters reach base safely: March 26, 2023 vs. UMass (10) (6th inn.)  
Had ten or more consecutive batters reach safely: March 26, 2023 vs. UMass (10) (6th inn.)  
Had four or more consecutive extra-base hits: March 5, 2023 (4) (2B, 2B, 2B, 2B) vs. Oakland (3rd inn.)

Left 13 or more runners on base, nine-inning game: April 28, 2024 vs. Tulane (13)  
Left 14 or more runners on base, nine-inning game: April 9, 2024 vs. Oklahoma State (16)  
Left 15 or more runners on base, nine-inning game: April 9, 2024 vs. Oklahoma State (16)  
Left 16 or more runners on base, nine-inning game: April 9, 2024 vs. Oklahoma State (16)  
Left 17 or more runners on base, nine-inning game: April 9, 2021 vs. Houston (17)  
Overcame a deficit of four or more runs in a win: February 25, 2024 vs. Iowa (5)  
Overcame a deficit of five or more runs in a win: February 25, 2024 vs. Iowa (5)  
Overcame a deficit of six or more runs in a win: April 5, 2019 at Tulane (6)  
Overcame a deficit of seven or more runs in a win: May 14, 2016 at Illinois State (9)  
Overcame a deficit of eight or more runs in a win: May 14, 2016 at Illinois State (9)  
Overcame a deficit of three or more runs in the final inning to win: April 5, 2019 at Tulane (scored six B9 to tie, then one T11 to win)  
Squandered a lead of six or more runs in a loss: April 20, 2024 at East Carolina (7)

Was held to 2 or fewer hits: February 17, 2023 at Long Beach State (2)  
Was shut out: March 26, 2024 vs. Oklahoma State (3-0)  
Was shut out at home: March 26, 2024 vs. Oklahoma State (3-0)  
Was shut out on the road: March 8, 2023 at Kansas (4-0)  
Was shut out at home in a conference game: April 16, 2022 vs. Cincinnati (4-0)  
Was shut out in consecutive games: Feb. 28, 2014 vs. Long Beach State (0-7) & March 7, 2014 vs. Stephen F. Austin (1-0)  
Was shut out in three consecutive games: 1969 (4) vs. Parsons (0-13), vs. Washburn (0-3) and at Kansas Wesleyan (DH) (3-0, 2-0)

No-hit the opposition: March 20, 1990 vs. New Mexico (Tyler Green)  
No-hit the opposition, nine innings: March 20, 1990 vs. New Mexico (Tyler Green)  
Was no-hit: March 1, 2015 (9 inn.), Chris Mathewson & Darren McCaughan of Long Beach State  
Was one-hit: March 12, 2016, Connor Seabold, Dylan Prohoroff & Chad Hockin of Cal State Fullerton  
Shut out an opponent (7-inning game): February 25, 2023 at Utah Tech (10-0)  
Shut out an opponent (8-inning game): May 10, 2015 vs. Evansville (10-0)  
Shut out an opponent (9-inning game): March 3, 2024 vs. Utah Tech (5-0)  
Shut out an opponent (10-inning game): \*May 12, 2012 vs. Bradley (1-0)  
Shut out an opponent on the road (9-inning game): February 17, 2024 at Little Rock (14-0)  
Shut out a ranked opponent (9-inning game): April 23, 2023 vs. #7 East Carolina (8-0)  
Shut out a ranked opponent on the road (9-inning game): March 12, 2011 at No. 24 Tulane (1-0)  
Had two consecutive shutouts: Feb. 25, 2017 vs. Grand Canyon (1-0, 4-0)  
Allowed fewer than 3 hits: March 2, 2024 vs. Utah Tech (1)  
Allowed fewer than 2 hits: March 2, 2024 vs. Utah Tech (1)  
Turned a triple play: April 2, 2017 vs. Valparaiso  
Hit into a triple play: May 5, 2018 vs. Cincinnati

Walked 10 or more batters: February 24, 2024 vs. Auburn (16)  
Struck out 5 or more consecutive batters: April 7, 2023 vs. Houston (7)  
Struck out 6 or more consecutive batters: April 7, 2023 vs. Houston (7)  
Struck out 13 or more batters: April 9, 2024 vs. Oklahoma State (13)  
Struck out 14 or more batters: March 24, 2024 at UAB (14)  
Struck out 15 or more batters: March 18, 2023 vs. Creighton (20)  
Struck out 16 or more batters: March 18, 2023 vs. Creighton (20)  
Struck out 17 or more batters: March 18, 2023 vs. Creighton (20)

Did not strike out: May 6, 2000 vs. Missouri State (G1)  
Did not walk: April 12, 2024 vs. FAU  
Had 7 errors in a game: vs. Tulane, April 6, 2018  
Had 6 errors in a game: at Arizona, March 16, 2010  
Had 5 errors in a game: vs. Southern Illinois, April 9, 2017  
Won both games of a doubleheader: April 22, 2023 vs. East Carolina  
Lost both games of a doubleheader: April 20, 2024 at East Carolina  
Swept a three-game series: March 28-30, 2024 vs. Rice  
Swept back-to-back three-game series: Feb. 16-18, 2018 at McNeese & Feb. 24-25, 2018 vs. Omaha  
Swept four or more three-game series: 2018 (4), McNeese State, Omaha, UT Arlington, Furman  
Swept a three-game conference series: March 28-30, 2024 vs. Rice  
Swept a three-game home series: March 28-30, 2024 vs. Rice  
Swept a three-game road series: Feb. 16-18, 2018 at McNeese  
Swept a three-game non-conference series: March 1-3, 2024 vs. Utah Tech  
Swept a three-game non-conference road series: Feb. 16-18, 2018 at McNeese  
Was swept in a three-game series: April 19-20, 2024 at East Carolina  
Was swept in a three-game home series: April 22-24, 2022 vs. UCF  
Was swept in a three-game home conference series: April 22-24, 2022 vs. UCF  
Swept a conference doubleheader: April 22, 2023 vs. East Carolina  
Was swept in a conference doubleheader: April 20, 2024 at East Carolina  
Was swept in a conference road series: April 19-20, 2024 at East Carolina

# The Last Time...

## **A Wichita State Player...**

Led off a game with a home run: April 14, 2023 at Tulane (Chuck Ingram) (G2)  
 Hit an inside the park home run: Feb. 26, 2011 vs. North Dakota (Kevin Hall)  
 Hit a pinch-hit home run: March 5, 2024 at Oklahoma (Josh Livingston)  
 Hit a pinch-hit grand slam: May 7, 2016 vs. Indiana State (Zach Reding) (G2)  
 Hit two grand slams in a season: Garrett Pennington at Cincinnati April 2, & at Tulane April 14, 2023  
 Hit two home runs: April 28, 2024 vs. Tulane (Derek Williams)  
 Hit three home runs: March 23, 2007 vs. Indiana State (Tyler Weber)  
 Hit two home runs in an inning: April 15, 2006 vs. Missouri State (Damon Sublett)  
 Homered from both sides of the plate: May 7, 2022 vs. Houston (Brock Rodden)  
 Homered in consecutive at bats: March 2, 2024 vs. Utah Tech (Derek Williams)  
 Homered in consecutive games: Derek Williams vs. Utah Tech/Oklahoma, March 3/5, 2024  
 Homered in three-straight games: Derek Williams vs. Utah Tech/Oklahoma, March 2/3/5, 2024  
 Homered in four-straight games: Alec Bohm vs. Omaha & Nebraska, Feb. 25-March 4, 2018  
 Homered in five-straight games: Jeff Ryan vs. Bradley, Friends & Missouri State, April 18-22, 1998  
 Homered in both games of a doubleheader: April 22, 2023 vs. East Carolina (Chuck Ingram)  
 Hit for the cycle: May 16, 2008 vs. Bradley (Dusty Coleman)  
 Hit for the cycle in a conference game: May 16, 2008 vs. Bradley (Dusty Coleman)  
 Hit for the cycle in a non-conference game: Feb. 23, 1991 vs. Saint Louis (Mike Jones)  
 Had a walk-off hit: April 4, 2024 vs. Kansas (Mauricio Millan) (9th inn. 1B)  
 Had an extra-innings walk-off hit: March 24, 2022 vs. Kansas (Garrett Kocis) (10th inn. HR)  
 Had a walk-off fielder's choice: May 13, 2001 vs. Creighton (Logan Sorensen) (12th inn.)  
 Had a walk-off sacrifice fly (9 inn.): March 8, 2020 vs. Louisiana Tech (Derek Shaver)  
 Had a walk-off home run: March 24, 2022 vs. Kansas (Garrett Kocis) (10th inn. HR)  
 Had an extra-inning, walk-off home run: March 24, 2022 vs. Kansas (Garrett Kocis) (10th inn. HR)  
 Had a walk-off walk: March 15, 2019 vs. Rhode Island (Jordan Boyer)  
 Had a walk-off run-rule hit: April 16, 2016 vs. Missouri State (Mikel Mucha) (7th inn. 1B) (G2)  
 Had a walk-off run-rule home run: May 11, 2018 vs. USF (Mason O'Brien) (8th inn.)  
 Had a walk-off run-rule sacrifice fly: April 30, 2021 vs. ECU (Ross Cadena) (7th inn.) (G2)  
 Scored winning run on a wild pitch in bottom of the ninth: Feb. 25, 2006 vs. Nicholls State (Conor Gillaspie)  
 Scored winning run on a wild pitch in extra innings: March 30, 2012 vs. Southern Illinois (Don Lambert) (10th inn.)  
 Reached in six or more straight plate appearances: April 22, 2023 (DH) vs. East Carolina (Sawyre Thornhill) (6)  
 Reached in seven or more straight plate appearances: March 4-5, 2023 vs. Oakland (Payton Tolle) (7)  
 Reached in eight or more straight plate appearances: April 29-30, 2023 vs. Memphis (Kyte McDonald) (8)  
 Had six or more hits in a game: March 30, 1982 vs. Bemidji State (Russ Morman) (G2) (6)  
 Had five hits in a game: March 4, 2023 vs. Oakland (Payton Tolle)  
 Had four hits in a game: March 24, 2024 at UAB (Jaden Gustafson)  
 Had 10 RBI in a game: May 28, 2004 at Missouri State (Drew Moffitt)  
 Had 9 RBI in a game: Feb. 26, 2012 vs. North Dakota (Johnny Coy)  
 Had 8 RBI in a game: April 22, 2006 vs. Bradley (Damon Sublett)  
 Had 7 RBI in a game: February 16, 2024 at Little Rock (Seth Stroth) (7)  
 Had 6 RBI in a game: February 16, 2024 at Little Rock (Seth Stroth) (7)  
 Had nine at bats in a game: May 13, 2017 vs. Evansville (Alec Bohm and Willie Schwanke) (17 inn.)  
 Had eight at bats in a game: March 26, 2011 at Oregon (Tyler Grimes, Preston Springer, Johnny Coy & Tyler Coughenour) (17 inn.)  
 Had seven at bats in a game: March 18, 2023 vs. Creighton (David Herring) (14 inn.)  
 Scored 6 runs in a game: April 27, 2002 vs. Howard (Bryan Erstad) (G1)  
 Scored 5 runs in a game: February 16, 2024 at Little Rock (Jordan Rogers)  
 Had 2 triples in a game: March 6, 2021 vs. Dixie State (Couper Cornblum)  
 Had 3 doubles in a game: April 16, 2023 at Tulane (Chuck Ingram)  
 Had 10 or more total bases: April 18, 2023 at Kansas State (Garrett Pennington) (10)  
 Had 4 stolen bases: March 17, 2015 vs. Western Illinois (Daniel Kihle) (G2)  
 Had 3 stolen bases: March 27, 2022 vs. Creighton (Couper Cornblum)  
 Stole home: April 1, 2023 at Cincinnati (Jordan Rogers)  
 Stole second and third in the same inning: March 8, 2024 vs. Long Beach State (Derek Williams)  
 Stole second and home in the same inning: April 1, 2023 at Cincinnati (Jordan Rogers)  
 Had 5 walks in a game: April 15, 2021 vs. Cincinnati (Sawyre Thornhill) (14 inn.)  
 Had 4 walks in a game: March 19, 2014 vs. Arizona State (Dayne Parker)  
 Had 4 strikeouts in a game: May 18, 2023 at UCF (Jack Little)  
 Had 5 strikeouts in a game: May 13, 2017 vs. Evansville (Jordan Boyer & Travis Young) (17 inn.)  
 Had 2 extra-base hits in an inning: Jordan Boyer (HR, 2B) vs. Furman, March 23, 2018 (7th inn.)  
 Had 2 hits in an inning: February 19, 2023 at Long Beach State (Payton Tolle - 1B, 1B) (3rd inn.)  
 Had 3 HBP in a game: February 25, 2024 vs. Iowa (Ryan Callahan)  
 Had 2 HBP in a game: March 24, 2024 at UAB (Mauricio Millan)  
 Had 10 or more consecutive scoreless outings: Aaron Haase (15) from March 2, 2021-May 21, 2021  
 Had a scoreless streak of at least 20 innings: Aaron Haase (22.2) from Feb. 27-May 26, 2021  
 Had a scoreless streak of at least 25 innings: Cale Elam (28.0) from May 10, 2011-March 25, 2012  
 Threw a nine-inning no-hitter: Tyler Green vs. New Mexico, March 20, 1990  
 Had an individual no-hitter - 7 inn.: Terry Hayes vs. Colorado State, March 17, 1981  
 Struck out 4 or more batters in an inning: Charlie Lowell (4) vs. Dallas Baptist, May 22, 2010 (1st inn.)  
 Struck out 5 or more consecutive batters: Clark Candiotti vs. Houston, April 7, 2023 (7)  
 Struck out 6 or more consecutive batters: Clark Candiotti vs. Houston, April 7, 2023 (7)  
 Struck out 10 or more batters in a game: Caden Favors vs. Long Beach State, March 8, 2024 (10)  
 Struck out 11 or more batters in a game: Clark Candiotti vs. Houston, April 7, 2023 (11)  
 Struck out 12 or more batters in a game: Payton Tolle vs. Creighton, March 19, 2023 (12)  
 Struck out 13 or more batters in a game: Jake Hamilton at Northwestern State, Feb. 14, 2020 (13)  
 Struck out 14 or more batters in a game: Jordan Cooper vs. Missouri State, May 14, 2010 (14)  
 Struck out 15 or more batters in a game: Mike Drumright at Illinois State, April 9, 1994 (17)  
 Pitched a complete-game loss: April 20, 2018 at Houston (Codi Heuer)  
 Pitched a 7-inning complete game: March 19, 2023 vs. Creighton (Payton Tolle)  
 Pitched an 8-inning complete game: May 11, 2018 vs. USF (Codi Heuer)

Pitched a 9-inning complete game: March 1, 2024 vs. Utah Tech (Caden Favors)  
 Pitched a complete-game shutout: March 1, 2024 vs. Utah Tech (Caden Favors)  
 Pitched a 9-inning, complete game shutout: March 1, 2024 vs. Utah Tech (Caden Favors)  
 Had a complete game by a freshman: April 30, 2021 vs. ECU (Jace Kaminska)  
 Had a complete game by a freshman - 9 inn.: April 10, 2021 vs. Houston (Jace Kaminska)  
 Had a shutout win - fewer than 9 inn.: April 18, 2014 vs. Southern Illinois (A.J. Ladwig) (7 inn.)  
 Had consecutive shutouts: Rob Musgrave vs. Bradley, May 15, 2008 (8 inn.) and vs. Southern Illinois, May 22, 2008 (7 inn.)  
 Had a combined shutout - 9 inn.: March 3, 2024 vs. Utah Tech (Tommy LaPour, Brady Hamilton, Ryan Geraghty, Hunter Holmes and Caleb Anderson)  
 Had a shutout by a freshman: April 11, 2003 vs. Indiana State (Mike Pelfrey) (7 inn.)  
 Hit four or more batters in a game: May 7, 2021 at UCF (Jace Kaminska) (4)  
 Had a combined 2-hit game: March 25, 2023 vs. UMass  
 Had a combined 1-hit game: March 2, 2024 vs. Utah Tech  
 Had an individual 1-hit game: May 16, 2009 vs. Creighton (Jordan Cooper) (7 inn.) (G2)  
 Had an individual 2-hit game: April 22, 2023 vs. East Carolina (Payton Tolle)  
 Had consecutive complete games - 9 innings: Tim Kelley vs. Indiana State, May 1, 2009 and vs. Creighton, May 14, 2009  
 Had consecutive complete games - fewer than 9 inn.: Brian Flynn vs. Illinois State, April 23, 2011 (9 inn.) and at Southern Illinois, April 30, 2011 (8 inn.)  
 Had three-straight complete games: Rob Musgrave vs. Bradley, May 15, 2008 (8 inn.) and vs. Southern Illinois, May 22, 2008 (7 inn.) and vs. TCU, May 30, 2008 (9 inn.)  
 Made four or more errors in a game: May 20, 2006 vs. USC (Derek Schermerhorn) (4)

## **A Wichita State Opponent...**

Had a grand slam: Apr. 17, 2024 vs. Oral Roberts (Alex Rodgers)  
 Had 3 home runs: Feb. 22, 2023 at Utah Tech (Sean Keating)  
 Had 2 home runs: Apr. 26, 2024 vs. Tulane (Gavin Schulz)  
 Had back-to-back homers: April 26, 2024 vs. Tulane (Brady Marget/Gavin Schulz)  
 Had back-to-back-to-back homers: Feb. 22, 2023 at Utah Tech (Bryker Hurdsmann/Sean Keating/Tyson Fisher)  
 Had 2 players with 2 or more home runs: April 3, 2005 vs. Evansville (Erik Lis/Kip Simson) (2 each)  
 Had 4 or more hits in a game: Apr. 20, 2024 at East Carolina (Cam Clonch) (4-for-5)  
 Struck out 10 or more in a game: Apr. 19, 2024 at East Carolina (Trey Yesavage) (15)  
 Had 9 RBI in a game: April 14, 2001 vs. Indiana State (Jason Frome)  
 Had 7 RBI in a game: Feb. 26, 2016 at New Mexico (Chris DeVito)  
 Pitched a complete game: May 29, 2021 vs. Tulane (Braden Olthoff) (7 inn.)

## **Wichita State Swept a Home Series vs...**

A ranked team: April 22-23, 2023 vs. #7 East Carolina  
 Charlotte: not a sweep to date  
 East Carolina: April 22-23, 2023  
 Florida Atlantic: not a sweep to date  
 Memphis: not a sweep to date  
 Rice: March 28-30, 2024  
 South Florida: not a sweep to date  
 Tulane: May 13-15, 2022  
 UAB: not a sweep to date  
 UTSA: not a sweep to date

## **Wichita State Swept a Road Series at...**

A ranked team: March 17-19, 2006 at No. 21 Long Beach State  
 Charlotte: not a sweep to date  
 East Carolina: not a sweep to date  
 Florida Atlantic: not a sweep to date  
 Memphis: not a sweep to date  
 Rice: not a sweep to date  
 South Florida: not a sweep to date  
 Tulane: not a sweep to date  
 UAB: not a sweep to date  
 UTSA: not a sweep to date

## **Wichita State Was Swept in a Home Series vs...**


A ranked team: March 24-26, 2017 vs. No. 3 Texas Tech  
 Charlotte: not a sweep to date  
 East Carolina: not a sweep to date  
 Florida Atlantic: not a sweep to date  
 Memphis: not a sweep to date  
 Rice: not a sweep to date  
 South Florida: not a sweep to date  
 Tulane: not a sweep to date  
 UAB: not a sweep to date  
 UTSA: not a sweep to date

## **Wichita State Was Swept in a Road Series at...**

A ranked team: April 19-20, 2024 at East Carolina  
 Charlotte: not a sweep to date  
 East Carolina: April 19-20, 2024  
 Florida Atlantic: not a sweep to date  
 Memphis: not a sweep to date  
 Rice: not a sweep to date  
 South Florida: April 5-7, 2024  
 Tulane: April 16-17, 2021  
 UAB: not a sweep to date  
 UTSA: not a sweep to date



1 - Will Stark  
INF/OF - L/R  
R-Fr. - 5'11 - 170



3 - Lane Bledsoe  
LHP - L/L  
Fr. - 6'3 - 200



4 - Mauricio Millan  
C - R/R  
Jr. - 5'11 - 190



6 - Brayden Luikart  
OF - L/L  
R-So. - 6'0 - 200



7 - Alex Birge  
C/INF - L/R  
R-So. - 6'0 - 215



8 - Eric Fettingter  
RHP - R/R  
R-Jr. - 6'4 - 200



9 - Dayvin Johnson  
OF - L/L  
Sr. - 6'0 - 180



12 - Logan Kreske  
C - R/R  
Sr. - 6'2 - 215



13 - Ronald Zayas  
RHP - R/R  
Sr. - 6'1 - 220



14 - Jake Rice  
INF - L/R  
Fr. - 6'1 - 180



15 - Ryan Callahan  
INF/OF - L/R  
R-Jr. - 6'2 - 205



16 - Michael Mulhollon  
LHP - R/L  
So. - 6'4 - 210



17 - Caden Favors  
LHP - R/L  
Sr. - 6'3 - 205



18 - Jordan Rogers  
INF/OF - R/R  
R-Jr. - 6'0 - 200



19 - Holden Pantier  
INF - R/R  
Fr. - 6'1 - 195



21 - Jaden Gustafson  
OF - L/L  
So. - 6'3 - 215



22 - Mason Munz  
RHP - R/R  
Jr. - 6'3 - 195



23 - Seth Stroh  
OF - L/R  
Sr. - 6'4 - 250



25 - Gavin Oswald  
LHP - L/L  
Jr. - 6'6 - 270



26 - Derek Williams  
INF/OF - R/R  
Jr. - 6'0 - 210



27 - Caleb Anderson  
RHP - R/R  
So. - 6'0 - 205



28 - Daniel Zang  
RHP - R/R  
So. - 6'2 - 180



29 - Hunter Holmes  
LHP - L/L  
Jr. - 6'4 - 200



30 - Gannon Snyder  
INF - R/R  
Fr. - 6'2 - 215



31 - Nate Adler  
RHP - R/R  
Sr. - 6'3 - 240



32 - Peyton Walters  
RHP - R/R  
Jr. - 6'1 - 185



33 - Jeremiah Arnett  
RHP - R/R  
Fr. - 6'4 - 215



35 - Drew Iverson  
LHP - L/L  
Fr. - 6'4 - 220



36 - Camden Johnson  
INF - L/R  
Fr. - 6'0 - 175



38 - Tyler Dobbs  
LHP - R/L  
Fr. - 6'3 - 190



39 - Colton Vercoe  
RHP - R/R  
R-So. - 6'5 - 215



42 - Lane Haworth  
OF - L/L  
Fr. - 5'10 - 195



43 - Ryan Geraghty  
RHP - R/R  
Fr. - 6'1 - 210



44 - Brady Hamilton  
RHP - R/R  
Fr. - 6'2 - 195



45 - Josh Livingston  
INF - L/R  
Jr. - 6'0 - 215



46 - Matt Wilkinson  
RHP - R/R  
Sr. - 6'2 - 195



47 - Trevor Lee  
RHP - L/R  
Fr. - 6'5 - 230



48 - Jack Mount  
RHP - R/R  
Jr. - 6'2 - 190



49 - Tommy LaPour  
RHP - R/R  
Fr. - 6'4 - 230



50 - Kam Durnin  
RHP - R/R  
Fr. - 6'0 - 195



51 - Luke Agnew  
RHP - R/R  
Fr. - 6'3 - 215



53 - Darnell Parker Jr.  
INF - R/R  
Fr. - 6'1 - 195



# - Sammy Harris  
INF - L/R  
Jr. - 6'1 - 185



# - Ben Leikam  
LHP - L/L  
Fr. - 6'2 - 200



# - AJ Rasmussen  
RHP - R/R  
Fr. - 6'0 - 185



2 - Brian Green  
Head Coach  
1st season



34 - Anthony Claggett  
Pitching Coach  
1st Season



5 - Clay Overcash  
Catching Coach/  
Recruiting  
Coordinator  
1st Season



40 - Anthony Miller  
Hitting/Outfield Coach  
1st Season



Tad Reid  
Director of Operations/  
Video/Analytics  
1st Season