

2024 SCHEDULE & RESULTS

OVERALL: 26-18

Big 12: 10-11 | Non-Conference: 16-7
Home: 16-5 | Away: 8-12 | Neutral: 2-1
Last 10 Games: 5-5 | Streak: L1

FEBRUARY (4-3)	RESULT/TIME (CT)
16	vs. Cal* L, 3-6
17	vs. Boston College^ W, 6-4
18	vs. Georgetown^ W, 7-6
20	Arizona State L, 6-9
23	Holy Cross W, 17-11
24	Holy Cross L, 10-13 (10)
25	Holy Cross W, 5-4

MARCH (14-5)	RESULT/TIME (CT)
1	UMass Lowell W, 10-1
2	UMass Lowell W, 17-3
3	UMass Lowell W, 10-1
5	at #7 Tennessee L, 5-15
6	at #9 Clemson L, 3-8
8	Cincinnati* W, 4-0
9	Cincinnati* L, 7-11
10	Cincinnati* W, 14-13 (12)
13	South Dakota State W, 16-5
15	Missouri State W, 7-3
16	Missouri State W, 12-6
17	Missouri State W, 11-3
19	at Wichita State W, 8-6
22	at Houston* W, 5-3
23	at Houston* W, 6-5
24	at Houston* W, 9-3
26	Nebraska CANCELED
28	Texas* W, 14-6
29	Texas* L, 11-21
30	Texas* L, 3-6

APRIL (8-9)	RESULT/TIME (CT)
3	at Missouri State W, 8-4
5	at #25 UCF* L, 4-7
6	at #25 UCF* W, 4-3
7	at #25 UCF* L, 1-6
10	Wichita State W, 6-3
12	at Oklahoma* L, 5-12
13	at Oklahoma* L, 4-11
14	at Oklahoma* L, 7-8
16	at UCONN L, 4-0
17	at Northeastern W, 9-8 (11)
19	#15 Oklahoma State* W, 6-5 (12)
20	#15 Oklahoma State* W, 7-2
21	#15 Oklahoma State* L, 4-6
23	Omaha W, 6-4
26	at TCU* L, 0-12
27	at TCU* (DH) L, 4-7
27	at TCU* (DH) W, 6-3

MAY (0-1)	RESULT/TIME (CT)
1	at Nebraska L, 0-8
3	KU* 6 PM
4	KU* 4 PM
5	KU* 1 PM
10	at West Virginia* 5:30 PM
11	at West Virginia* 3 PM
12	at West Virginia* 12 PM
14	South Dakota State 6 PM
16	BYU* 6 PM
17	BYU* 6 PM
18	BYU* 4 PM

^ MLB Desert Invitational
* Big 12
! 2024 Phillips 66 Big 12 Baseball Championship
Globe Life Field - Arlington, Texas

*Big 12 Game
Home games in **BOLD**
All times central

Feb: 4-3 | H: 2-1 // A: 0-1 // N: 2-1
March: 14-5 | H: 10-3 // A: 4-2 // Big 12: 6-3
April: 8-9 | H: 4-1 // A: 4-8 // Big 12: 4-8
May: 0-1 | H: 0-0 // A: 0-1 // N: 0-0 // Big 12: 0-0



Every K-State home game is carried on Big 12 Now on ESPN+ while every game, home and away, can be heard on News Radio KMAN (93.3 FM, 1350 AM) with streaming audio at K-State Sports.com/watch.

GAME 45-47: KU | MAY 3-5 | MANHATTAN, KS

K-STATE WILDCATS

KANSAS JAYHAWKS

Head Coach.....Pete Hughes (Davidson, '90)
Career Record.....811-626-3 (27th season)
School Record.....159-134 (6th season)

Head Coach.....Dan Fitzgerald (Minnesota, '00)
Career Record.....51-47 (2nd season)
School Record.....same

Record.....26-18 (10-11 Big 12)
H/A/N.....16-5/8-12/2-1
Last 10.....5-5
Current Streak.....L1

Record.....26-15 (12-9 Big 12)
H/A/N.....15-7/7-4/4-4
Last 10.....9-1
Current Streak.....W7

PROJECTED ROTATION
Friday.....LHP Owen Boerema (4-3)
Saturday.....RHP Jackson Wentworth (3-2)
Sunday.....TBA

PROJECTED ROTATION
Friday.....RHP Reese Dutton (7-2)
Saturday.....RHP Dominic Voegelé (6-2)
Sunday.....TBA

INSIDE THE SERIES

GAME 45
K-STATE vs. KU
Friday, May 3 | 6 PM
Watch: Big 12 Now on ESPN+
Talent: Brian Smoller, Mike Clark, Sophie Smith (reporter)
Radio: KMAN 1350AM/93.3/93.7FM
Talent: Matt Walters, Trevor Hurley
Listen: kstatesports.com/watch
Live Stats: kstatesports.com

GAME 46
K-STATE vs. KU
Saturday, May 4 | 4 PM
Watch: Big 12 Now on ESPN+
Talent: Brian Smoller, Craig Wilson, Sophie Smith (reporter)
Radio: KMAN 1350AM/93.3/93.7FM
Talent: Matt Walters, Mike Clark
Listen: kstatesports.com/watch
Live Stats: kstatesports.com

GAME 47
K-STATE vs. KU
Sunday, May 5 | 1 PM
Watch: Big 12 Now on ESPN+
Talent: Brian Smoller, Craig Wilson, Sophie Smith (reporter)
Radio: KMAN 1350AM/93.3/93.7FM
Talent: Matt Walters, Mike Clark
Listen: kstatesports.com/watch
Live Stats: kstatesports.com

SERIES HISTORY
K-STATE vs. KU
All-Time.....K-State leads 191-188-1 (55-36 Big 12)
K-State at Home.....108-88-1
K-State on the Road.....75-94
K-State at Neutral Site.....8-3

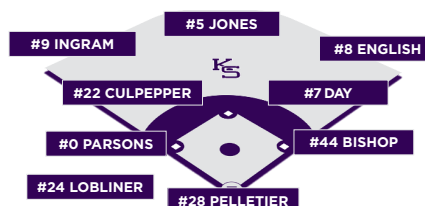
Series Start.....1897
Last Meeting.....May 26, 2023
Last K-State Win.....May 26, 2023 (W, 7-1)
Last K-State Loss.....May 6, 2022 (L, 3-5)
Last K-State Home Win.....May 8, 2022 (W, 6-3)
Last K-State Home Loss.....May 6, 2022 (L, 3-5)

Last K-State Series Win.....2023 (3-0)
Last K-State Home Series Win.....2022 (2-1)
Last K-State Home Sweep.....2008 (3-0)
Last K-State Home Series Loss.....2014 (1-2)
Last Time K-State Was Swept in Home Series.....2004 (0-3)

Last 10 in Series.....7-3
Current Streak.....W6
Hughes (at K-State).....7-7

STADIUM INFO
Field.....Tointon Family Stadium
Location.....Manhattan, Kan.
Capacity/Dimensions.....2,344 / 325-390-320
Surface.....Artificial Turf

PROBABLE STARTERS



Pos.	No.	Name	Avg.	R	H	HR	RBI	OB%	SLG
CF	5	Brendan Jones	.269	26	43	2	31	.413	.365
RF	8	Nick English	.276	26	43	2	31	.423	.373
2B	7	Brady Day	.349	39	59	7	42	.562	.469
SS	22	Kaelen Culpepper	.322	38	59	8	39	.552	.409
C	28	Raphael Pelletier	.237	26	32	9	27	.474	.399
LF	9	Chuck Ingram	.294	41	55	9	24	.519	.367
3B	0	Jaden Parsons	.358	13	24	1	8	.418	.456
DH	24	Jayden Lobliner	.280	13	26	3	17	.419	.368
1B	44	David Bishop	.262	22	32	2	20	.361	.329

STATISTICAL COMPARISON

K-STATE	TEAM STATS	KANSAS
.284	AVG	.303
.391	OBP	.410
.458	SLG	.508
307	R	321
437	H	427
80	2B	108
13	3B	5
54	HR	57
278	RBI	312
253	BB	222
378	K	264
105-124	SB-ATT	22-26
5.75	ERA	4.50
392.2	IP	359.2
413	K	375
167	BB	159
.261	AVG	.260
.973	FLD%	.968

WHAT'S INSIDE

Noteworthy/Quick Facts.....	2-3
Roster.....	4
Head Coach Pete Hughes.....	5-6
Tointon Family Stadium.....	7
Around the Big 12.....	8
Lineups.....	9-10
Game-By-Game.....	11-12
Last Time/Game Highs.....	13
Team Records.....	14
Homerun Breakdown.....	15
Hitting Stats.....	16
Misc Stats.....	17
Pitching Stats.....	18
Stater & Bullpen Stats/Season Class Records.....	19
Game-By-Game Results.....	20
Overall Stats.....	21
Big 12 Stats.....	22
Home Stats.....	23
Road/Neutral Stats.....	24
Last 5 Games.....	25
Last 10 Games.....	26
Last Series.....	27
Probable Pitching Starters.....	28-31
Pitchers.....	32-42
Hitters.....	42-50
TV/Radio Roster.....	51

PROBABLE LINEUP

K-STATE QUICK FACTS

UNIVERSITY INFORMATION

Location.....Manhattan, Kan.
 Founded.....1863
 Enrollment.....20,229
 President.....Richard Linton
 Director of Athletics.....Gene Taylor
 Faculty Representative.....Dr. Be Stoney
 SWA.....Jill Shields
 Ticket Office Phone.....800-221-CATS
 Nickname.....Wildcats
 Colors.....Purple and White
 Affiliation.....NCAA Division I
 Conference.....Big 12
 Website.....K-StateSports.com

PROGRAM HISTORY

Year of Baseball.....124th
 First Season.....1897
 All-Time Record.....1,994-1,966-10
 All-Time Home Record.....1,263-754-3
 All-Time Tointon Record ('02).....408-217
 All-Time Big 12 Record.....251-436-3
 Big 12 Conference Tournament.....23-28
 NCAA Tournament Appearances.....4
 Last NCAA Appearance.....2013 (Super)
 NCAA Tournament Record.....7-8

TEAM INFORMATION

2023 Record.....35-24 (.593)
 2023 Big 12 Record.....13-11 (.542)
 2023 Postseason.....Big 12 Tourn. (semis)
 2023 Final Ranking.....N/A
 Conference Finish.....T-4th
 Letterwinners Returning.....18
 Letterwinners Lost.....20
 Starters Returning/Lost.....4/4
 Pitchers Returning/lost.....7/12
 Newcomers.....22 (8 Freshman, 14 Transfers)

FACILITY INFORMATION

Stadium.....Tointon Family Stadium
 Opened/Re-dedicated.....1961/2002
 Capacity.....2,334
 Dimensions.....340'-400'325'
 Playing Surface.....AstroTurf Gameday Grass
 All-Time Home Record.....1,246-747-3 (.624)
 Press Box Phone.....785-532-5801

ATHLETICS COMMUNICATIONS

Baseball Contact.....Jordyn Ballard
 Email.....jballard@kstatesports.com
 Office Phone.....785-532-7976

COACHING STAFF

Head Coach.....#19 Pete Hughes
6th season
3rd base coach
Associate Head Coach.....#21 Austin Wates
6th season
Pitching Coach.....#42 Rudy Darrow
2nd season
Assistant Coach.....Thomas Hughes
4th season
1st base coach
Graduate Assistant.....Connor Berry, 1st season
Domenic DeRenzo 1st season
Strength Coach.....A.J. Kloss
Athletic Trainer.....Blaine Burris
Dir. of Baseball Ops.....Ryan Connolly
Dir. of Player/Program Dev......Colin Greaser

A LOOK AT K-STATE

Coming off a difficult loss at former conference rival Nebraska, K-State (26-18, 10-11 Big 12) returns to league action to take on rival Kansas at Tointon Family Stadium, starting Friday at 6 p.m. ... K-State is slashing .284/.391/.458 as a team including 80 doubles, a league-high 13 triples and 54 home runs with two starters hitting over .300 ... Brady Day's .349 average leads the Wildcat offense and is 10th in the Big 12 followed by Kaelen Culpepper hitting .322 ... Chuck Ingram and Raphael Pelletier each have belted nine homers this season ... K-State has stolen a league-high 105 bases this season led by 31 from Brendan Jones ...The Wildcats have a 5.75 team ERA with 413 strikeouts compared to 167 walks ... K-State ranks second in the league and ranks 28th in DI with a 2.47 strikeout-to-walk ratio while posting the third lowest walks allowed per nine innings (3.83) ... Owen Boerema (4-3, 5.43 ERA) will get the start in the opener while Jackson Wentworth (3-2, 3.86 ERA), who is fifth in the league with 75 total strikeouts, will start Saturday.

SCOUTING KU

Kansas (26-15, 12-9 Big 12) sits in fifth place in the conference standings and brings a seven-game winning streak to Manhattan after defeating in-state rival Wichita State, 8-1, Wednesday ... KU is 9-1 in its last 10 games ... The Jayhawks, who have won four Big 12 series this season, are 11-8 on the road including 7-4 in true road games while going 6-3 during league games ... John Nett paces KU's offense with his .367 average while Jake English, brother to Nick English, is the team leader with 12 home runs and 43 RBI ... English is hitting .324 with a team-best .634 slugging percentage ... On the mound, starters Dominic Voegelé (6-2, 2.90 ERA) and Reese Dutton (7-2, 3.14 ERA) combine for 125 strikeouts through 125 innings ... As a team, the Jayhawks own the Big 12's third-best ERA of 4.50.

INSIDE THE SERIES

K-State leads the all-time series 191-188-1 (55-36 Big 12), dating back to 1897 ... K-State's 191 victories in the series is its highest win total against any single opponent ... All-time in Manhattan, the Wildcats own a 108-88-1 record after capturing a 2-1 series win in 2022 ... Overall, the Cats bring a six-game winning streak into the weekend series after a 7-1 triumph in the 2023 Big 12 Tournament ... Six of the last 10 meetings have been decided by three runs or fewer ... 2022 marked the Wildcats' last home series victory while the last home sweep came in 2008 ... K-State swept its in-state rival last season, that included the highest scoring game in series history with a 21-18 victory in Lawrence.

LAST FIVE MEETINGS

W, 6-3 - May 8, 2022 (Manhattan)
 W, 5-4 - April 13, 2023 (Lawrence)
 W, 6-1 - April 14, 2023 (Lawrence)
 W, 21-18 - April 15, 2023 (Lawrence)
 W, 7-1 -May 26, 2023 (Arlington)

THE STRENGTH OF 2024

It's no question the level of strength behind the 2024 schedule this season, as 17 of K-State's 27 opponents this season currently hold an RPI of 80 or higher, including nine foes with an RPI higher than 50 ... In 44 games, K-State has played 27 contests against teams with an RPI of 80 or higher ... Since April 1, K-State has played 13 of its last 18 games on the road, including 12 against Top 40 RPI teams ... Of the 13 road games, which is the most by any Big 12 team in that time frame, nine were against Top 40 RPI teams ...

HOME. SWEET. HOME.

K-State is 16-5 when playing at home this season, including a 5-4 record in conference games at Tointon ... At home, the Wildcat offense is slashing .331/.437/.554 with 37 home runs and 174 RBI ... K-State averages 9.4 runs/game on 12.1 hits while drawing 134 walks with 64 stolen bases... The Wildcat bullpen boasts a 5.14 ERA at home, holding opponents to a .247 average ... The Cats have struck out 206 compared to 78walks for a 2.64 strikeout-to-walk ratio ... Day's .395 average at Tointon leads the Cats, as the redshirt-junior has generated 34 hits with a team-leading 27 RBI ... K-State baseball is 408-217 when playing at home since 2002 ... The Wildcats are 97-40 (.708) at home under Hughes and 83-28 (.745) since 2021.

RECORD WATCH

Nick English turned in his 17th double of the season to match the freshmen class single-season doubles record set by current Major Leaguer Nick Martini (2009) ... With two stolen bases in the series with TCU, Jones moved to fourth in the K-State all-time career leaderboard with 61, tying Tim Decker (1993-95) ... Jones has stolen a career-high 31 bases this season, which is fourth in the single-season records ... K-State stole four bases against TCU to bring the season total to 105, which ties seventh all-time in school history ... With his fourth save against TCU, now stands alone in fourth in the school record book with 15 career saves.

CALL THE COPS

The Cats have stolen a league-high 105 bases this season, ranking eighth overall in Division I ... The Cats 2.39 stolen bases/game is first in the Big 12 and 10th in the nation ... Jones has stolen a league-high 31 bases this season, ranking fourth in Division I ... K-State is just nine steals away from matching last season's 114 ... The K-State single-season record is 149 set in 2009 through 62 games.

WILDCATS VS. THE BIG 12

The Cats are eighth in the Big 12 standings ... K-State is hitting .275 in Conference play, averaging 6.0 runs on 9.9 hits ... Day is slashing .333/.440/.476 in Big 12 games ... The pitching staff posts a 6.30 ERA, with opponents hitting .271 ... K-State's Big 12 slate features 30 games, highlighted by series against all four league newcomers (Cincinnati, Houston, UCF, and BYU) ... K-State finished its 2023 Big 12 schedule tied fourth in the league at 13-11.

WINNING TIME

In K-State's 26 wins this season, the Wildcats are hitting .318 with runners in scoring position and .323 with two outs ... Conversely, the Cats have a .169 average with runners in scoring position while hitting .238 with two outs over 18 losses ... K-State has produced 85 two-out RBI in victories with just 26 in 18 losses ... Overall, K-State hits .315 in victories against just .236 in defeats ... K-State posts a 1.3 strikeout-to-walk ratio in wins while owning a 1.9 mark in losses.

FRIDAY NIGHT LIGHTS

At Tointon Family Stadium, K-State is undefeated in series openers with a perfect 6-0 record, including 4-0 in Big 12 action ... In series openers at home, K-State is out hitting opponents .338-.222 and averages 9.7 runs a game on 12.3 hits ... Overall, the Cats are 7-3 in series openers, including 4-3 in Big 12 action hitting .289 against opponents .271 average, outscoring opponents 72-60 (+12) ... Fifteen of the Wildcats 54 home runs have come in series openers, led by three from Day and Pelletier.

NUMBERS TO KNOW

105

The Cats bring their season total to a league-high 105, stolen bases ranking eighth in the nation.

61

Brendan Jones stole his 61st career base against TCU, moving to fourth all-time in the K-State career records.

17

True Freshman Nick English hit his 17th double of the season, matching the freshman class season doubles record set by Nick Martini (2009).

15

With two saves last week, Tyson Neighbors stands alone in fourth with 15 career saves.

A LOOK AT THE NUMBERS

K-State has a season +22 run differential, averaging 7.0 runs on 9.9 hits ... The Wildcats have outscored opponents 51-28 in the sixth inning alone and 100-76 (+24) from the seventh and on ... Cats are perfect when leading after six at 19-0 and are 2-1 when tied after six ... K-State is 14-2 when committing no errors in a game ... Conversely, K-State has won 12 games when one or more errors are committed, 12-16 overall ... The Wildcats are 11-6 when scoring first and 11-4 when scoring in the first inning ... K-State has outhit opponents in 20 contests this season and is 3-12 when being outhit, and is 3-1 when hits are tied ... The Cats are 19-1 when limiting opponents to five or less runs and are 7-1 in one-run games ... K-State is 16-7 when playing afternoon games and 10-11 when playing under the lights ... The Cats have won 18 games against right-handed starters while going 8-6 against lefties.

AROUND THE BIG 12

Oklahoma (26-17, 15-6 Big 12) leads the way in the Conference standings with two teams - Oklahoma State and West Virginia - just a game behind tied for second ... Texas is fourth overall followed by KU rounding out the Top 5 ... Oklahoma State's Carson Benge (player), Oklahoma's Braden Davis (pitcher) and West Virginia's Kyle West (newcomer) captured Big 12 baseball weekly awards for the 11th week of the season ... The 2023 Phillips 66 Big 12 Baseball Championship will again be held at the home of the Texas Rangers, Globe Life Field, for the third straight season in Arlington, Texas, May 21 through May 25 ... The top-10 teams from the conference will advance to the tournament ... All-tournament tickets for the 2024 Phillips 66 Big 12 Baseball Championship at Globe Life Field in Arlington, Texas are on sale at GlobeLifeField.com/Big12.

COMEBACK KIDS

K-State has recorded 11 come-from behind victories this season, including eight at home ... The Wildcats have overcome four-run deficits in four games, and five three-run games ... In their comeback wins, K-State is outscoring opponents 107-65 ... Of the 11 wins, four were one-run games while four ended with margins of victory larger than six runs.

WATCH THIS

Two Wildcats were named to watch lists this week with right-hander Jackson Wentworth and catcher Raphael Pelletier ... Pelletier was tabbed to the Buster Posey National Collegiate Catcher of the Year Award Watch List, which honors the nation's top Division I collegiate catcher as voted by head coaches and sports information directors ... In addition to Pelletier, the 63-man watch list features just one other catcher from the Big 12 with Houston's Anthony Tulimero ... Wentworth has been named to the National Collegiate Baseball Writers Association (NCBWA) Stopper of the Year Midseason Watch List, and is given to the top relief pitcher in NCAA Division I ... Wentworth, a native of Urbandale, Iowa, was one of just three relief pitchers from the Big 12 Conference presented on the 59-man watch list, alongside UCF's Chase Centala and BYU's Stone Cushing.

STAY GOLDEN

Junior second baseman Brady Day was named to the USA Baseball Golden Spikes Award Midseason Watch List, which honors the nation's top amateur player ... Day becomes just the third Wildcat in school history to make the Midseason Watch List, joining Jared King (2013) and Ross Kivett (2014)

... Day was one of 27 athletics to have played their way on to the list since the announcement of the Preseason Watch List ...

PRESEASON HONORS

Culpepper, Tyson Neighbors, and Owen Boerema were all voted team captains for the 2024 season in a vote of their teammates ... Neighbors became just the second student-athlete in K-State history to earn consensus All-American status a season ago after posting a league-high 11 saves with a 1.85 ERA and 86 strikeouts ... A native of Royse City, Texas, Neighbors was named to the Preseason All-American First Team by the NCBWA, Baseball America, D1Baseball and Perfect Game, and was selected the D1Baseball Preseason Big 12 Pitcher of the Year ... Boerema, who earn All-Big 12 honors in his first season with the Cats, made 15 starts and went 7-2 record with a team-best 95 strikeouts, which was fifth-best in the league ... Culpepper was tabbed a Preseason All-American by Baseball America and is projected to be a top-30 pick in the 2024 MLB Draft by the MLB Pipeline ...

MAKE IT CONSENSUS

Neighbors became just the second Wildcat in school history to earn consensus All-American honors and was a First Team All-Big 12 selection and led the league with 11 saves ... He set school season class records in saves along with a record setting 1.85 ERA (10 ER, 48.2 IP) as a sophomore pitcher ... He also broke the program's TrackMan-era pitch velocity record at 99-mph in the series opening win against No. 14 Texas Tech (April 28) ... Neighbors was named NCBWA Stopper of the Year Finalist as he held opponents to a .135 batting average in 25 outings with 86 strikeouts ... The Royse City, Texas product was one of just two relievers from the Big 12 to rank in the Top 10 in total strikeouts in league standings.

USA! USA! USA!

Culpepper and Neighbors became just the second and third players in school history to represent K-State on Team USA as members of the Collegiate National Team ... The duo earned positions on Team USA to compete against Chinese Tei Pei and Japan ... A two-time All-Big 12 Honorable Mention selection, Culpepper was the top slugger for Team USA last summer as he led the Red, White, and Blue with a .471 batting average and slugging percentage of .853 ... In four appearances, Neighbors allowed just three hits with four strikeouts during his 3 2/3 innings in relief for Team USA ... He made two appearances during the national training camp where he struck out five batters during two hitless innings ...

2023 MLB DRAFT

Two players were selected to the MLB's First-Year Player Draft with Goodwin (Toronto Blue Jays -7th round (No. 214 overall)) and Day (Atlanta Braves - 12th (No. 369 overall)) ... Goodwin became the fifth Wildcat to be picked in the top 10 rounds over the last five seasons ... The duo increases Hughes' career draft total to 84 over his 25-year career, including 10 while at K-State ...

UP NEXT

Following the Dillons Sunflower Showdown, just six games remain of the regular season, as K-State sets east for a three-game set against West Virginia (27-16, 14-7 Big 12) in Morgantown, starting Friday, May 10 at 5:30 p.m. CT.

WHAT'S RETURNING?

HITTING

At-bats.....	1,083/1933 (56.0%)
Runs.....	225/412 (54.6%)
Hits.....	286/521 (54.9%)
Doubles.....	46/94 (48.9%)
Triples.....	6/10 (60.0%)
Home Runs.....	34/77(44.2%)
RBI.....	178/379 (47.0%)
Total bases.....	446/866 (51.5%)
Walks.....	206/340(60.6%)(57.9%)
Steals.....	66/114

PITCHING

Wins*.....	23/35 (65.7%)
Saves*.....	13/16 (81.3%)
Starts.....	32/59 (54.2%)
Innings*.....	307.0/507.0 (60.6%)
Strikeouts*.....	322/507 (63.5%)

*Indicates team leader in category returns

2024 PRESEASON BIG 12 COACHES POLL

RK	TEAM (1st-Place Votes)	Points
1.	TCU (11)	143
2.	Texas (2)	131
3.	Oklahoma State	119
4.	Texas Tech	107
5.	Kansas State	98
T6.	Oklahoma	85
T6.	West Virginia	85
8.	Kansas	67
9.	Houston	56
10.	UCF	45
11.	Baylor	36
T12.	BYU	21
T12.	Cincinnati	21

PRESEASON HONORS

Owen Boerema.....
All-Big 12	
Tyson Neighbors.....
All-Big 12	
1st Team Baseball America All-American	
1st Team D1Baseball All-American	
1st Team Perfect Game All-American	
1st Team NCBWA All-American	

Kaelen Culpepper.....
All-Big 12	
1st Team Baseball America All-American	

D1BASEBALL RANKS

TOP SHORTSTOPS (WEEK 6)

No. 2 Kaelen Culpepper

TOP RELIEVERS (WEEK 6)

No. 3 Jackson Wentworth
No. 7 Tyson Neighbors

TOP SECOND BASEMAN (WEEK 6)

No. 4 Brady Day

TOP OUTFIELDERS (WEEK 6)

No. 23 Brendan Jones
No. 96 Chuck Ingram

LONGEST K-STATE WINNING STREAKS

Since 1910

Year(s)	Streak
2006	16
1908, 2014	12
2004	11
1998, 2024	10
1906, 1907, 1979, 1981, 2023	9
1930, 1978, 2005, 2022	8

2024 OPENING DAY LINEUP

VS. CAL (FEB. 16, 2024)

#	NAME	POS	#	NAME	POS
1	Brendan Jones	CF	1	Brendan Jones	CF
2	Chuck Ingram	LF	2	Nick English	RF
3	Brady Day	2B	3	Brady Day	2B
4	Kaelen Culpepper	SS	4	Kaelen Culpepper	SS
5	Kyan Lodice	RF	5	Raphael Pelletier	C
6	Danniel Rivera	3B	6	Chuck Ingram	LF
7	Jayden Lobliner	DH	7	Jaden Parsons	3B
8	Raphael Pelletier	C	8	Jayden Lobliner	DH
9	David Bishop	1B	9	David Bishop	1B

LAST LINEUP

AT NEBRASKA (MAY 1, 2024)

#	NAME	POS	#	NAME	POS
1	Brendan Jones	CF	1	Brendan Jones	CF
2	Nick English	RF	2	Nick English	RF
3	Brady Day	2B	3	Brady Day	2B
4	Kaelen Culpepper	SS	4	Kaelen Culpepper	SS
5	Raphael Pelletier	C	5	Raphael Pelletier	C
6	Chuck Ingram	LF	6	Chuck Ingram	LF
7	Jaden Parsons	3B	7	Jaden Parsons	3B
8	Jayden Lobliner	DH	8	Jayden Lobliner	DH
9	David Bishop	1B	9	David Bishop	1B

OF DIFFERENT INFIELDS

44 Most Common (44 times):

Kaelen Culpepper (44)
Brady Day (44)
David Bishop (36)
Danniel Rivera (24)
Jaden Parsons (18)
Jayden Lobliner (6)
Jaden Parsons (1)
Kyan Lodice (1)

OF DIFFERENT OUTFIELDS

44 Most Common (44 times):

Brendan Jones (44)	CF
Chuck Ingram (44)	LF
Nick English (31)	RF
Kyan Lodice (13)	RF

NUMERICAL ROSTER

#	NAME	YR	POS	B/T	HT	WT	HOMETOWN (LAST SCHOOL)
0	Jaden Parsons	GR	INF	L/R	5-10	180	Kelowna, B.C., Canada (Central Oklahoma)
2	Cadyn Karl	SO	OF	R/L	6-2	195	Edmond, Okla. (Jones HS)
3	Danniel Rivera	SR	INF	R/R	5-10	185	New Britain, Conn. (Southern New Hampshire)
4	Orlando Salinas, Jr.	SR	IF	L/R	5-11	185	Corpus Christi, Texas (Oklahoma State)
5	Brendan Jones	JR	OF	L/L	5-10	180	Greenbrier, Tenn. (Goodpasture Christian HS)
6	Mason Buss	SO	RHP	R/R	5-11	190	Pewaukee, Wis. (Arrowhead HS)
7	Brady Day	R-JR	IF/OF	L/R	6-0	190	Hampstead, N.H. (Pinkerton Academy)
8	Nick English	FR	C/OF	R/R	5-11	195	Olathe, Kan. (Olathe South HS)
9	Chuck Ingram	SR	OF	R/R	6-1	225	Belton, Mo. (Wichita State)
10	Blake Dean	FR	RHP	R/R	6-1	190	Acworth, Ga. (North Cobb Christian HS)
12	Cayden Phillips	JR	C	R/R	6-3	200	Amarillo, Texas (Amarillo HS)
13	Cole Wisenbaker	SO	LHP	L/L	6-3	175	Houston, Texas (Cypress Christian HS)
14	Micah Dean	FR	UTL	R/R	6-1	185	Richmond, Texas (Foster HS)
15	Kyan Lodice	R-SO	OF	L/R	6-2	195	Omaha, Neb. (Millard West HS)
16	Tyson Neighbors	JR	RHP	R/R	6-2	220	Royse City, Texas (Royse City HS)
18	Mason Schwalbach	JR	C/1B	L/R	6-0	210	Woodstock, Ill. (McHenry County College)
20	Carson Queck	SO	OF	R/R	6-2	215	The Woodlands, Texas (Woodlands Christian Academy)
22	Kaelen Culpepper	JR	IF	R/R	6-0	185	Memphis, Tenn. (St. Benedict at Auburndale HS)
23	Ty Ruhl	R-JR	RHP	R/R	6-3	205	Cairo, Neb. (Millard West HS)
24	Jayden Lobliner	SO	C	R/R	5-10	190	St. Charles, Ill. (St Charles North HS)
25	Rohan Putz	FR	OF	R/R	5-9	170	Loch Lloyd, Mo. (Bishop Miege)
26	Owen Boerema	GR	LHP	L/L	6-5	225	Litchfield, Minn. (Univ. of Northwestern (Minn.))
27	Brady Stuewe	JR	RHP	R/R	6-3	215	Topeka, Kan. (Cloud County CC)
28	Raphael Pelletier	R-JR	C	L/R	6-0	185	Mascouche, Quebec, Canada (Ontario Virtual School)
29	Ben Rosin	JR	RHP	R/R	6-4	220	Shoreview, Minn. (North Iowa Area CC)
30	Jackson Wentworth	R-SO	RHP	R/R	6-1	205	Urbandale, Iowa (Waukee HS)
32	James Guyette	FR	RHP	R/R	6-3	215	Newbury Park, Calif. (Newbury Park HS)
34	Preston Martinez	JR	RHP	R/R	6-1	180	San Antonio, Texas (Dyersburg State CC)
35	Andrew Evans	SO	RHP	R/R	6-5	235	Olathe, Kan. (Olathe West HS)
36	Will Gnibus	JR	LHP	L/L	6-1	205	San Jose, Calif. (Misson College)
37	Sam Roberts	JR	RHP	R/R	6-2	170	South Jordan, Utah (Chandler Gilbert CC)
38	Matt Lee	FR	RHP	R/R	6-0	205	Pittsfield, Mo. (Taconic HS)
39	Josh Wintroub	GR	RHP	R/R	6-3	230	Littleton, Colo. (Augustana College)
41	Adam Arther	FR	LHP	L/L	6-3	175	Altadena, Calif. (Polytechnic HS)
44	David Bishop	JR	INF	R/R	6-3	215	Marietta, Ga. (TCU)
45	Jacob Frost	JR	LHP	L/L	6-2	220	St. Louis, Mo. (Wabash Valley College)
51	Dylan Blazer	FR	RHP	R/R	6-5	185	Shawnee, Kan. (Mill Valley HS)
99	JJ Slack	GR	LHP	R/L	5-10	185	Liberty, Texas (Southwestern)

COACHING & SUPPORT STAFF

Head Coach:	#19 Pete Hughes (Davidson, '90) - 6th year
Assistant Coach:	#21 Austin Wates (Virginia Tech, '17) - 6th year
Pitching Coach:	#42 Rudy Darrow (Nicholls State '06) - 2nd year
Volunteer Assistant:	Thomas Hughes (Kansas State, '19) - 4th year
Athletic Trainer:	Blaine Burris (Oklahoma State, '08) - 10th year
Strength & Conditioning Coach:	A.J. Kloss (Iowa, '13) - 2nd year
Director of Baseball Operations:	Ryan Connolly (Notre Dame, '09) - 6th year
Director of Player & Program Development:	Colin Greaser (Kansas State, '14) - 8th year
Graduate Assistant:	Connor Berry - 1st year
Graduate Assistant:	Domenic Derenzo - 1st year

CATCHERS (5)

8	Nick English	FR
12	Cayden Phillips	JR
18	Mason Schwalbach	JR
24	Jayden Lobliner	SO
28	Raphael Pelletier	R-JR

LHP (6)

13	Cole Wisenbaker	SO
26	Owen Boerema	GR
36	Will Gnibus	JR
41	Adam Arther	FR
45	Jacob Frost	JR
99	JJ Slack	GR

BY LETTERS WON AT K-STATE

0	21
1	7
2	10
3	0
4	1

INFIELDERS (8)

0	Jaden Parsons	GR
3	Danniel Rivera	SR
4	Orlando Salinas	SR
7	Brady Day	R-JR
15	Kyan Lodice	R-SO
18	Mason Schwalbach	JR
22	Kaelen Culpepper	FR
44	David Bishop	JR

RHP (13)

6	Mason Buss	SO
16	Tyson Neighbors	JR
23	Ty Ruhl	R-JR
27	Brady Stuewe	JR
29	Ben Rosin	JR
30	Jackson Wentworth	R-SO
32	James Guyette	FR
34	Preston Martinez	JR
35	Andrew Evans	SO
37	Sam Roberts	JR
38	Matt Lee	FR
39	Josh Wintroub	GR
51	Dylan Blazer	FR

BY STATE

California	3
Colorado	1
Connecticut	1
Georgia	2
Kansas	4
Illinois	2
Iowa	1
Oklahoma	1
Massachusetts	1
Minnesota	2
Missouri	3
Nebraska	2
New Hampshire	1
Tennessee	2
Texas	8
Utah	1
Wisconsin	1

OUTFIELDERS (7)

2	Cadyn Karl	SO
5	Brendan Jones	JR
8	Nick English	FR
9	Chuck Ingram	SR
15	Kyan Lodice	R-SO
20	Carson Queck	SO
25	Rohan Putz	FR

BY CLASS

Freshmen	8
Sophomores	8
Juniors	16
Seniors	3
Graduate	4

*Audio pronunciations are available on the baseball roster page at K-StateSports.com

ALPHABETICAL ROSTER

41	Arther, Adam
44	Bishop, David
51	Blazer, Dylan
26	Boerema, Owen
43	Broeder, Clayton
6	Buss, Mason
22	Culpepper, Kaelen
7	Day, Brady
10	Dean, Blake
14	Dean, Micah
8	English, Nick
35	Evans, Andrew
45	Frost, Jacob
36	Gnibus, Will
32	Guyette, James
9	Ingram, Chuck
5	Jones, Brendan
2	Karl, Cadyn
38	Lee, Matt
24	Lobliner, Jayden
15	Lodice, Kyan
34	Martinez, Preston
16	Neighbors, Tyson
0	Parsons, Jaden
28	Pelletier, Raphael
12	Phillips, Cayden
25	Putz, Rohan
20	Queck, Carson
3	Rivera, Danniel
37	Roberts, Sam
29	Rosin, Benjamin
33	Rothermel, Collin
23	Ruhl, Tyler
4	Salinas JR., Orlando
18	Schwalbach, Mason
99	Slack, JJ
27	Stuewe, Brady
30	Wentworth, Jackson
39	Wintroub, Josh
13	Wisenbaker, Cole

PRONUNCIATION GUIDE

Owen	BOEREMA bore-ma
KAELEN	Culpepper Kay-lenn
Will	GNIBUS gih-KNEE-bus
James	GUYETTE GUY-ette
Jayden	LOBLINER lobe-liner
KYAN	LODICE KIE-an (like ryan) LOW-dis
Raphael	PELLETER pel-uh-TEER
ROHAN	Putz ROW-en
Ben	ROSIN row-ZEEN
Orlando	SALINAS JR. suh-LEEN-us
Mason	SCHWALBACH schwalf-back
Brady	STUEWE stewie
Josh	WINTROUB win-trobe
Cole	WISEBAKER WISE-en-baker



PETE HUGHES

HEAD COACH 6TH YEAR

**K-STATE RECORD (6 YEARS)
159-134 (.543)**

**CAREER RECORD (27 YEARS)
811-626-3 (.564)**

19

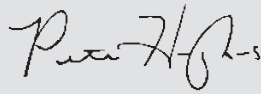
THE PETE HUGHES FILE

BIRTHDATE

- January 11, 1968 in Brockton, Mass.

FAMILY

- Wife: Debby
- Children: Thomas, Hal, Dominic, Grace, P.J.



EDUCATION

- Davidson College, B.A. in Sociology/Anthropology, 1990

PLAYING EXPERIENCE

- Davidson College, Baseball and Football (1986-90)

COACHING EXPERIENCE

- Asst. Baseball Coach/Asst. Football Coach, Hamilton College (1990-91)
- Asst. Baseball Coach/Asst. Football Coach, Northeastern Univ. (1991-96)
- Head Baseball Coach, Trinity University (1997-98)
- Head Baseball Coach, Boston College (1999-2006)
- Head Baseball Coach, Virginia Tech (2007-13)
- Head Baseball Coach, Oklahoma (2014-17)
- Volunteer Assistant Coach, Georgia (2018)
- Head Baseball Coach, K-State (2019-pres.)

HUGHES' COACHING HONORS

- 2005 New England Coach of the Year
- 2002 BIG EAST Coach of the Year
- 2000 New England Coach of the Year
- 2000 BIG EAST Coach of the Year
- 2000 ABCA Northeast Coach of the Year

HUGHES' COACHING HISTORY

- 2019-pres.: K-State, head coach
- 2018: Georgia, volunteer assistant coach
- 2014-17: Oklahoma, head coach
- 2007-13: Virginia Tech, head coach
- 1999-2006: Boston College, head coach
- 1997-98: Trinity (Texas) University, head coach (Division III)
- 1991-96: Northeastern, assistant baseball/football coach
- 1990-91: Hamilton College, assistant baseball/football coach

Pete Hughes was named the 21st head baseball coach in K-State history on June 8, 2018.

Hughes, who enters his sixth season at the helm of the Wildcats baseball program, has a proven track record of setting new standards of excellence, has compiled a career record of 811-626-3 (.564) in 27 seasons as a head coach. He began his head coaching career at Trinity University (1997-98) while also serving as the skipper at Boston College (1999-2006), Virginia Tech (2007-13) and Oklahoma (2014-17). His 805 career victories rank first among active Big 12 head coaches.

Twice named both the New England Coach of the Year and BIG EAST Coach of the Year, as well as the 2000 American Baseball Coaches Association Northeast Region Coach of the Year, Hughes owns a well-deserved reputation as a relentless worker, tireless recruiter, and charismatic leader.

In 26 seasons as a head coach, Hughes' teams have finished .500 or better 23 times while he has overseen 84 former student-athletes selected in the Major League Baseball Draft, including 21 taken in the first 10 rounds after Nick Goodwin was taken in the seventh round by the Toronto Blue Jays in the 2023 MLB Draft. In total, Hughes has recruited 138 players who were drafted and/or played professionally, including 22 major leaguers and seven first-round draft picks.

In six seasons as the head coach of the Wildcats, Hughes has put together a 159-134 (.543) overall record and has led the Cats to three consecutive runs in the Phillips 66 Big 12 Championship semifinals.

Last season, K-State turned in a 35-24 mark, its highest win total since posting 45 in 2013, including a program record 14 road victories. Hughes guided the Wildcats to their first Big 12 series sweep since 2013 with the program's first home sweep over Oklahoma since 1990 along with the highest scoring game in series history against KU with K-State winning 21-18.

The 2023 team was one of just three teams in the country that walked over 300 times, hit over 75 home runs, and stole over 100 bases. Offensively, his team batted .270 as a team and averaged just under seven runs per game and hit 77 home runs. In the past three seasons, the Cats have registered the top three home run marks in school history - 89 (2021), 84 (2022), and 77 (2023). Three players had double figure home runs led by Roberto Pena with 15 to tie

YEAR BY YEAR

YEAR	SCHOOL	RECORD (CONF)	POSTSEASON
1997	Trinity (TX)	19-19	--
1998	Trinity (TX)	33-11	--
1999	Boston College	26-21-1 (10-15-1/9th)	--
2000	Boston College	35-20 (12-11/5th)	--
2001	Boston College	29-22 (11-13/8th)	--
2002	Boston College	30-25 (15-11/t-3rd)	--
2003	Boston College	33-21 (13-11/5th)	--
2004	Boston College	32-27 (15-9/4th)--	2005
Boston College		37-20 (17-8/2nd)	--
2006	Boston College	28-25-1 (9-21/5th-A)	--
2007	Virginia Tech	23-31 (4-25/6th-C)	--
2008	Virginia Tech	23-32 (6-24/6th-C)	--
2009	Virginia Tech	32-21 (12-17/6th-C)	--
2010	Virginia Tech	40-22 (16-14/4th-C)	NCAA Columbia Reg.
2011	Virginia Tech	30-25 (11-19/5th-C)	--
2012	Virginia Tech	34-21 (11-19/5th-C)	--
2013	Virginia Tech	40-22 (15-14/3rd-C)	NCAA Blacksburg Reg.
2014	Oklahoma	29-29 (8-16/8th)	Big 12 Tournament
2015	Oklahoma	34-27 (13-11/t-3rd)	Big 12 Tournament
2016	Oklahoma	30-27-1 (11-13/5th)	Big 12 Tournament
2017	Oklahoma	35-24 (12-11/3rd)	NCAA Louisville Reg.
2019	K-State	25-33 (8-16/8th)	Big 12 Tournament
2020	K-State	10-7 (--)	--
2021	K-State	34-23 (10-14/7th)	Big 12 Tournament
2022	K-State	29-29 (8-16/7th)	Big 12 Tournament
2023	K-State	35-24 (13-11/t-4th)	Big 12 Tournament
2024	K-State	26-18 (10-11)	

second in the single-season records. The Cats discipline at the plate generated 340 walks which marked the first 300-plus season since 1997.

At the 2023 Phillips 66 Big 12 Baseball Championship, Hughes led the Cats to their first conference tournament shutout since 1976 in a 7-0 defeat over No. 20 Texas, before taking down school rival KU to advance to the semifinals. Seven players received All-Big 12 recognition with Tyson Neighbors, Owen Boerema, Nick Goodwin, Kaelen Culpepper, Brady Day, Brendan Jones, and Raphael Pelletier.

Neighbors became just the second Wildcat is school history to earn consensus All-American honors and was a First Team All-Big 12 selection and led the league with 11 saves. He set school season class records in saves along with a record setting 1.85 ERA (10 ER, 48.2 IP) as a sophomore pitcher. He also broke the program's TrackMan-era pitch velocity record at 99-mph in the series opening win against No. 14 Texas Tech (April 28).

Neighbors was named NCBWA Stopper of the Year Finalist as he held opponents to a .135 batting average in 25 outings with 86 strikeouts. The Roysse City, Texas product was one of just two relievers from the Big 12 to rank in the Top 10 in total strikeouts in league standings.

In 40 games, Culpepper turned in a career-best slash line of .325/.423/.576 with 10 home runs and 41 RBI. He was just one of three Wildcats to reach double digit homers while his slugging percentage led the Cats' offense and was second in batting average.

Culpepper and Neighbors became just the second and third players in school history to compete for Team USA as they each received an invitation to the Collegiate National Team Training Camp. The duo earned positions on Team USA to compete against Chinese Tei Pei and Japan. A two-time All-Big 12 Honorable Mention selection, Culpepper was the top slugger for Team USA last summer as he led the Red, White, and Blue with a .471 batting average and slugging percentage of .853. In four appearances, Neighbors allowed just three hits with four strikeouts during his 3 2/3 innings in relief for Team USA. He made two appearances during the national training camp where he struck out five batters during two hitless innings.

Goodwin was named a Brooks Wallace Award Semifinalist by the College Baseball Foundation, which recognizes the nation's top shortstop. The Overland, Park native, who was one of three players from the Big 12 to make list, was the third Wildcat to be named a semifinalist joining Drew Biery in 2009 and Austin Fisher in 2013. Goodwin started in all 173 games at shortstop since taking the field in 2021, totaling 33 career home runs, producing double figure blasts during each season.

Two players were selected to the MLB's First-Year Player Draft with Goodwin (Toronto Blue Jays -7th round (No. 214 overall)) and Day (Atlanta Braves - 12th (No. 369 overall)). Goodwin became the fifth Wildcat to be picked in the top 10 rounds over the last five seasons. The duo increases Hughes' career draft total to 84 over his 25-year career, including 10 while at K-State.

In 2022, Hughes guided the Wildcats to their second consecutive appearance in the league postseason tournament and third in the last four years. The Cats claimed four victories over Top 10 teams including a pair of series wins over No. 7 Texas.

The Wildcats bullpen registered the second-best performance in school history with 540 strikeouts, averaging 9.6 strikeouts-per-nine innings. Hughes has overseen three of the top five strikeout seasons in program history after a program record 541 in 2021 and 448 in 2019.

On April 2, 2022, Dylan Phillips launched two home runs against Oklahoma State to become K-State's all-time home run leader, breaking the previous mark that stood since 1997. Phillips hit 13 home runs in his senior campaign to mark his third double-digit home run season, totaling 44 in his career.

Three players were selected to the MLB's First-Year Player Draft with Phillips (Los Angeles Angels), Blake Adams (Colorado Rockies) and Dominic Johnson (Detroit Tigers). Phillips became the fourth Wildcat to be picked in the top 10 rounds over the last four seasons.

During his third season, Hughes' Wildcats claimed series off a pair of top-10 teams in No. 3 Texas Tech and No. 5 TCU, upping his K-State total to four series victories against ranked opponents. The Cats totaled six wins over top-10 squads during the 2021 campaign, which are the most on record in K-State history. Hughes has totaled 13 victories over top-25 teams while at K-State.

His 2021 team saw records fall both at the plate and on the mound. The Wildcat offense launched a program-record 89 home runs, smashing the previous mark of 75 set in 1997. Dylan Phillips matched the single-season home run record with 16 while Zach Kokoska tallied 15 to lead four Wildcats with double-digit homers. The 89 home runs ranked 11th in the country.

HUGHES' RANKED WINS AT K-STATE

2024 (3-5 vs. Ranked Teams)

Rank	Opponent	Score	H/A/N	Date
#25	UCF	4-3	A	4/6/24
#15	Oklahoma State*	6-5	H	4/19/24
#15	Oklahoma State*	7-2	H	4/20/24

2023 (5-8 vs. Ranked Teams)

Rank	Opponent	Score	H/A/N	Date
#24	West Virginia	7-1	H	4/1/23
#21	Texas	6-5	A	4/8/23
#14	Texas Tech*	3-2	H	4/28/23
#14	Texas Tech*	10-8	H	4/30/23
#20	vs. Texas	6-0	N	5/25/23

2022 (4-13 vs. Ranked Teams)

Rank	Opponent	Score	H/A/N	Date
#6	Oklahoma State	7-2	H	4/3/22
#7	Texas*	8-5	H	4/14/22
#7	Texas*	8-1	H	4/15/22
#8	Texas Tech	6-5 (11)	N	5/27/22

2021 (6-10 vs. Ranked Teams)

Rank	Opponent	Score	H/A/N	Date
#3	Texas Tech*	7-2	H	4/2/21
#3	Texas Tech*	10-4	H	4/3/21
#5	TCU*	4-2	H	5/20/21
#5	TCU*	11-8	H	5/22/21
#5	Texas Tech	7-2	N	5/28/21
#8	TCU	5-2	N	5/29/21

2020 (0-0 vs. Ranked Teams)

Rank	Opponent	Score	H/A/N	Date
--	--	--	--	--

2019 (7-8 vs. Ranked Teams)

Rank	Opponent	Score	H/A/N	Date
#10	Texas Tech	5-4	H	3/31/19
#14	Texas*	6-4	A	4/12/19
#14	Texas*	2-0	A	4/14/19
#19	TCU*	7-4	H	4/18/19
#19	TCU*	11-10	H	4/20/19
#15	Baylor	10-3	A	5/5/19
#20	West Virginia	8-6	H	5/11/19

vs. Top 25: 25-41 (.379)
 vs. Top 10: 11-21 (.367)
 *Won series

Freshman infielder Nick Goodwin connected for 10 home runs during his freshman all-America season, tying Phillips' freshman record set in 2019.

The pitching staff racked up 541 strikeouts, breaking the previous record by nearly 100 (453) while the 9.9 strikeout-per-nine innings smashed the previous mark of 8.6 set in 1969.

Friday night starter Jordan Wicks produced a single-season record 118 punchouts in 2021 on his way to becoming K-State's all-time strikeout leader, finishing his career with 230 strikeouts in less than two and a half seasons. Wicks became the first Wildcat to ever be selected in the first round of the Major League Baseball First-Year Player Draft, as he was taken by the Chicago Cubs with the 21st overall pick.

Wicks was among four Cats who heard their name called during the 2021 MLB Draft, all within the first 15 rounds. Right-handed pitcher Carson Seymour was taken by the New York Mets in the sixth round, outfielder Zach Kokoska was selected in the 10th round by the Colorado Rockies and Eric Torres was picked by the Los Angeles Angels in the 14th round.

Hughes' second season came to a screeching to a halt in 2020 due to the COVID-19 pandemic after just 17 games. K-State had won seven of its last nine games, including taking three of four during a road series at perennial power Stanford.

over \$130,000 to help combat childhood cancer in Hughes' time in Manhattan. While at Oklahoma, his teams raised over \$80,000 to fight childhood cancer through the Vs. Cancer Foundation and the OU Children's hospital.

Following the 2018-19 academic year, Hughes' team earned the Wildcat Cup Trophy at the Powercat Choice Awards, voted on by the Student-Athlete Advisory Committee (SAAC) for excellence in the five core area of student-athlete well-being: academics, athletics, career, personal and service.

Hughes came to Manhattan after spending the 2018 season at the volunteer assistant coach at Georgia, where he helped the Bulldogs earn a national seed in the NCAA Tournament. Primarily working with the team's infielders, Hughes elevated UGA's defense from the bottom of the SEC in 2017 to 10th-best in the nation in his one season in Athens.

In 2017, the Sooners registered a 35-24 mark and advanced to the NCAA Tournament as a No. 2 seed in the Louisville Regional. Hughes collected a 128-1074-1 (.544) record in four seasons at the helm of the Sooners.

In his final season as the OU skipper, Hughes tutored 10 players that were honored with Big 12 annual awards – the most in program history – including Brylie Ware who was named the Big 12 Co-Newcomer of the Year and earned a spot on the All-Big 12 First Team along with outfielder Steele Walker.

Inheriting a Virginia Tech club in 2007 that had not reached the NCAA Tournament since 2000, Hughes went on to lead the Hokies to five straight 30-win seasons, including a pair of 40-win seasons that culminated with berths in the NCAA Tournament in 2010 and 2013, the latter marking the school's first-ever selection as a regional host site. Hughes compiled a 222-174 (.561) record in seven seasons at Virginia Tech.

Hughes produced an even more remarkable turnaround at Boston College, as he took over a program that had averaged just 13 wins a year over the previous 35 seasons. The Golden Eagles finished 17-23-1 the year prior to his arrival in 1998 and, two seasons later, the team registered an 18-game improvement as it finished 35-20 and qualified for the program's second-ever appearance in the BIG EAST Tournament. In 2005, he guided BC to a school-record 37 victories.

Averaging 31 wins a season while at Boston College, Hughes owned a career mark of 250-181-2 (.580) as the Eagles' skipper. He coached 37 all-conference selections while at Boston College, including Jared McGuire who was named 2005 BIG EAST Player of the Year.

Hughes is a 1990 graduate of Davidson College where he played third base on the baseball team and quarterback for the Wildcats' football team. He was captain of the baseball team as a senior and graduated that year with a Bachelor of Arts in sociology/anthropology.

Hughes began his coaching career at Hamilton College in New York in 1990-91, serving as an assistant in football and was the top assistant and recruiting coordinator for baseball. He continued in that dual role at Northeastern University in Boston from the fall of 1991 until the spring of 1996 when he landed the head baseball coaching position at Trinity.

A native of Brockton, Massachusetts, Hughes and his wife Debby have five children: Thomas, Hal, Dominic, Grace and P.J. Thomas finished his collegiate career at K-State in 2019 after also playing at Oklahoma and is currently the team's assistant coach. Dom is an outfielder at K-State and Hal, an infielder, finished his career at Rice in 2022, while P.J. is committed to play at Richmond.

Over 17 games, the Wildcat pitching staff ranked sixth in the nation in ERA (2.07), fifth in WHIP (1.01) and fourth in hits per nine innings (5.6). The Cats were one of just two teams in the country to allow only one home run during the season.

Wicks, the 2019 Big 12 Freshman of the Year and 2021 Preseason Big 12 Co-Pitcher of the Year, started the 2020 season without allowing an earned run in his first 24 2/3 innings. The lefty finished the season with a 0.35 ERA, best among Big 12 starters and 10th among all pitchers in the nation.

Offensively, K-State hit 13 home runs in 17 games, led by five from Phillips. Phillips, along with Terrence Spurlin, led the club with 18 RBI. Over the final nine games, K-State averaged 8.7 runs per game while launching nine home runs with a team average of .327.

In his first season at the helm of the Wildcats, Hughes led K-State to a berth in the 2019 Big 12 Championship - its first conference postseason bid since 2016. K-State finished with a 25-33 record (8-16 Big 12), including series victories over then-No. 14 Texas and No. 19 TCU.

Hughes' initial campaign held many highlights, including seven victories over top-25 opponents. K-State's highest total since 2011 and more than the previous three seasons combined. The Cats' consecutive series wins over the Longhorns and Horned Frogs marked the first time in program history K-State defeated ranked teams in consecutive series.

K-State's offense launched 54 home runs in 2019, its highest total since the 2009 season. Chris Ceballos and Phillips each hit 10 homers, as Phillips broke a K-State freshman record that stood since 1994. The Wildcat offense produced a stretch of 14 consecutive games with at least one home run - the program's longest in the Big 12 era and the longest of any Division I program during the 2019 season.

On the mound, Wicks took home Big 12 Freshman of the Year honors and went on to be named a 2019 Freshman All-America by D1Baseball.com and Collegiate Baseball. He became just the second Wildcat to earn conference freshman-of-the-year accolades and first since 2013 (Jake Matthys). Wicks broke program freshman records with 84 2/3 innings pitched and 86 strikeouts, both of which had stood since 1973.

The K-State pitching staff racked up 448 strikeouts, the third-highest single-season total in program history and just four shy of the all-time record. The Cats tossed consecutive road shutouts (at Texas on April 14, at Nebraska on April 16) - the first consecutive shutouts since 2008 and back-to-back road shutouts since the 1967 season.

Wicks was one of five Wildcats to earn All-Big 12 accolades at the end of the 2019 season, joined by Griffin Hassall (Freshman), Zach Kokoska (Honorable Mention), Caleb Littlejimm (Honorable Mention) Terrence Spurlin (Honorable Mention) and Cameron Thompson (Honorable Mention). K-State also tallied seven Academic All-Big 12 selections in Hughes' first season.

Hughes has made a name for himself within the community throughout his career, starting with his 19 Ways Foundation which he has taken with him at every coaching stop. During each of his four fall seasons at K-State, the Wildcats have led the country in money raised for the annual College Baseball Vs. Cancer campaign, the signature fundraising campaign of the Pediatric Brain Tumor Foundation.

The Wildcats raised over \$38,000 during both the 2020 and 2021 fall seasons, claiming their fourth consecutive national fundraising title. K-State players and staff have combined to raise

WHAT THEY'RE SAYING ABOUT PETE HUGHES

“ I couldn't be happier for Pete Hughes and his family. He sacrificed a lot to join our program and made a huge impact here at Georgia. Kansas State is getting one heck of a baseball coach and a better person. They are getting a coach that will work tirelessly with their players on and off the field and will help bring the Wildcat baseball program back to prominence. ”
 - Georgia Head Coach Scott Stricklin

“ I have known Pete Hughes since he was the coach at Boston College and I was at Notre Dame. During that time, I grew to respect Pete as an outstanding coach, competitor, and molder of young men. His teams have always played with great passion and energy. The players at Kansas State will be taught to play the game the right way and will represent the university with great class - because Pete will demand nothing less. He is a tireless worker in recruiting as well as working with the players on the field. He will not stop until the job is done. ”
 - Former LSU Head Coach Paul Mainieri

“ Pete Hughes is an outstanding coach, recruiter and leader. His teams are always fundamentally sound and relentless competitors. I am so happy for him and his family. ”
 - Georgia Tech Head Coach Dan Hall

“ I got to know Pete during his time at Boston College and Virginia Tech where he established himself as a program developer, proven leader in player development, terrific recruiter and most importantly a friend. I'm happy for him and the Kansas State baseball community. This is a great hire and I look forward to seeing the success he'll have in Manhattan. ”
 - Virginia Head Coach Brian O'Connor


TOINTON FAMILY STADIUM

THE NEW TOINTON FAMILY STADIUM

- Over 8,800 square feet added or renovated
- New clubhouse with updated locker room, player lounge, athletic training room, coaches offices and equipment room
- Additional space for team meetings in the new clubhouse
- New and improved exterior facade
- Installation of new Edgerley Family Videoboard, Giller Family Club and Stolzer Family Suite
- New energy efficient LED lights
- Extended protective netting, including a covered playground and grass berm down the left field line
- New team store and concessions, enhancing the gameday fan experience
- Improvements also include entry and parking upgrades, ticket office, suite upgrades, chairback seating and family fun zone
- New field turf, dugouts, bullpens and walls completed in first phase of project
- Clubhouse, team room, baseball offices, press and media areas received upgrades beginning in the summer of 2019 and were completed January 2020

QUICK FACTS

Year Opened: 1961 (re-dedicated 2002)
Official Capacity: 2,344
Largest Crowd: 4,280 (May 15, 2009)
Field Name: Frank Myers Field
Surface: AstroTurf Gameday Grass
Dimensions: 325-390-320



Opened in 2001 as the home of K-State Baseball, a renovated and expanded Tointon Family Stadium debuted in 2020 after completion of a \$15 million project finalizing a two-year refurbishment of the facility that resulted in new bullpens, a spacious clubhouse and office building, chairback seating throughout the grandstand and a towering videoboard in right field.

The stadium's latest improvement came prior to the 2023 season, when a new artificial turf surface was installed utilizing the FieldTurf DoublePlay system.

The stadium is named in honor of Bob and Betty Tointon, the principle benefactors of the original \$3.1 million structure, who once again demonstrated their generosity and continued support of Kansas State University and Wildcat Baseball as the lead donors in the project that all but gutted the original facility and constructed in its place a beautiful and functional new home for K-State Baseball.

The Tointon Family Stadium upgrades were started prior to the 2019 season with the installation of a padded outfield wall, construction of large Major League-style bullpens beyond the left- and right-field fences, refurbished dugouts with new benches and flooring, and the installation of LED stadium lighting.

Immediately following the 2019 campaign, construction on the stadium's seating bowl, press box, suites and former clubhouse and office areas commenced. Over the next eight months, in conjunction with the building of Buser Family Park - K-State's soccer stadium next door - Tointon Family Stadium's exterior took on a fresh look utilizing the existing and distinctive "K-State limestone" façade with the addition of metal roofing and accent glass panels matching the soccer facility. The stadium concourse was expanded and covered for the comfort of the fans and a new ticket office, which serves both baseball and soccer, built between the stadiums. Inside Tointon Stadium, chairback seating was installed in all sections of the seating bowl, replacing the original chairs and aluminum bleachers.

Fans are entertained during games by the 44-foot high by 36-foot wide Edgerley Family Videoboard, while families enjoy the Sidlinger Family Playground - enclosed by protective netting - on the third-base side and a permanent K-State Super Store location on the concourse to purchase all their Wildcat gear. In addition, a new backstop netting

system was erected and extended beyond the left- and right-field standing room areas for greater fan safety.

Rising above the third-base grandstand is the crown jewel of the project - a two-story clubhouse and office complex that more than triples the space of the original stadium for areas utilized by the student-athletes and coaches. Housed on the ground level that connects to the third-base dugout are the team spaces - a massive locker room featuring distinctive white lockers and unique ceiling lighting shaped as stitches on a baseball, a meeting room and video theater with lounge seating for 40, a players' lounge with three big-screen televisions and study tables, a dedicated fuel station for nutritional needs, a sports medicine and rehabilitation zone, and expanded laundry and equipment storage areas. Overlooking the field above the third-base grandstand on the second level are the coaches offices, conference room and coaches locker room.

To top off the project, the press and suite level was gutted and remodeled with all new finishes and furniture while the popular Giller Family Club was enlarged and the original balcony walkway enclosed to provide greater comfort for donors and fans.

Additionally, brand new turf and infield were installed in the team's Brandeberry Indoor Facility. The facility, which is located past the right-field fence, houses the team's strength and conditioning equipment including squat racks, benches, dumbbells, kettlebells and other equipment.

Continuing K-State Athletics' commitment to fiscal responsibility, the department once again depended on individual donors throughout Wildcat Nation to reach the \$15 million to complete construction. Fifty-nine K-State families from 16 states stepped up to raise over \$13 million four months ahead of schedule.

The project, led by BG Consultants, was funded without incurring any long-term debt and without any state tax or university funds. Any outstanding construction costs above the fundraising goal will be funded through department revenues and resources.

AROUND THE BIG 12

BIG 12 STANDINGS - AS OF APRIL 30

Team	Big 12	Pct	H	A	Streak	Overall	PCT.	H	A	N	Streak
Oklahoma	15-6	.714	8-4	7-2	L2	26-17	.605	15-10	9-4	2-3	L3
Oklahoma State	14-7	.667	10-2	4-5	W4	31-14	.689	19-5	9-8	3-1	W6
West Virginia	14-7	.667	9-3	5-4	W3	27-16	.628	14-5	11-11	2-0	W4
Texas	13-8	.619	5-4	8-4	W2	28-18	.609	19-11	9-4	0-3	W3
Kansas	12-9	.571	6-6	6-3	W5	26-15	.634	15-7	8-4	3-4	W7
Cincinnati	11-10	.524	7-2	4-8	W1	25-20	.556	15-5	7-15	3-0	L1
Texas Tech	12-12	.500	9-3	3-9	L3	30-17	.638	22-4	5-11	3-2	W1
Kansas State	10-11	.476	5-4	5-7	W1	26-18	.591	16-5	8-12	2-1	L1
UCF	9-12	.429	7-5	2-7	L1	27-15	.643	19-7	8-8	0-0	W1
Baylor	9-12	.429	5-4	4-8	L5	20-23	.465	15-11	5-9	0-3	W1
TCU	10-14	.417	7-5	3-9	L1	26-16	.619	19-5	4-11	3-0	L1
Houston	6-15	.286	4-5	2-10	W1	23-22	.511	19-8	3-12	1-2	W2
BYU	6-18	.250	2-10	4-8	L9	17-24	.415	8-11	8-11	1-2	W1

2024 PRESEASON BIG 12 COACHES POLL

RK	TEAM (1st-Place Votes)	Points
1.	TCU (11)	143
2.	Texas (2)	131
3.	Oklahoma State	119
4.	Texas Tech	107
5.	Kansas State	98
T6.	Oklahoma	85
T6.	West Virginia	85
8.	Kansas	67
9.	Houston	56
10.	UCF	45
11.	Baylor	36
T12.	BYU	21
T12.	Cincinnati	21

BIG 12 PLAYERS OF THE WEEK

Feb. 19	Co-Player.....Kodey Shjinaga, KU	April 15	Player.....Enzo Apodaca, Baylor
	Co-Player.....Anthony Silva, TCU		Pitcher.....Robert Cranz, Oklahoma State
	Pitcher.....Mason Marriott, Baylor		Newcomer.....John Nett, Kansas
	Newcomer.....Chase Brunson, TCU	April 22	Co-Player.....Bryce Madron, Oklahoma
Feb. 26	Player.....Payton Powell, Texas		Co-Player.....Austin Green, Texas Tech
	Pitcher.....Lebarron Johnson Jr., Texas		Pitcher.....Jackson Wentworth, K-State
	Newcomer.....TJ Pompey, Texas Tech		Newcomer.....Cade McGee, Texas Tech
March 4	Player.....Brady Day, K-State	April 29	Player.....Carson Benge, Oklahoma State
	Co-Player.....Braeden Sloan, TCU		Pitcher.....Braden Davis, Oklahoma
	Co-Newcomer.....Lenny Ashby, Kansas		Newcomer.....Kyle West, West Virginia
	Co-Newcomer.....Josh Kross, Cincinnati		
March 11	Co-Player.....Max Belyeu, UT		
	Co-Player.....Easton Carmichael, OU		
	Pitcher.....Reese Dutton, KU		
	Co-Newcomer.....Reese Dutton, KU		
	Co-Newcomer.....Jacob Frost, K-State		
March 18	Player.....Bryce Madron, Oklahoma		
	Pitcher.....Tommy Boba, Cincinnati		
	Newcomer.....Mason Green, Baylor		
March 25	Player.....Max Belyeu, Texas		
	Pitcher.....Payton Tolle, TCU		
	Newcomer.....Payton Tolle, TCU		
April 1	Player.....Jake English, KU		
	Pitcher.....Louis Rodriguez, TCU		
	Co-Newcomer.....Cade Boxrucker, UCF		
	Co-Newcomer.....Reese Dutton, KU		
April 8	Player.....Damian Bravo, Texas Tech		
	Pitcher.....Derek Clark, West Virginia		
	Newcomer.....Derek Clark, West Virginia		

2024 PRESEASON ALL-BIG 12 TEAM

Position	Player	School
C:	Karson Bowen	TCU
IF:	Kodey Shojinaga	Kansas
IF:	Kaelen Culpepper	K-State
IF:	Anthony Silva	TCU
IF:	Gavin Kash*	Texas Tech
IF:	JJ Wetherholt*	West Virginia
OF:	Bryce Madron	Oklahoma
OF:	Nolan Schubart*	Oklahoma State
OF:	Porter Brown	Texas
DH:	Janson Reeder	Kansas
UT:	Carson Benge	Oklahoma State
SP:	Owen Boerema	K-State
SP:	Kole Klecker*	TCU
SP:	Payton Tolle	TCU
SP:	Lebarron Johnson Jr.*	Texas
RP:	Tyson Neighbors*	K-State
RP:	Ben Abeltd	TCU

*- Unanimous selection

Preseason Player of the Year

JJ Wetherholt, West Virginia*

Preseason Pitcher of the Year

Lebarron Johnson Jr., Texas

Preseason Newcomer of the Year

Payton Tolle, TCU

Preseason Freshman of the Year

Will Gasparino, Texas

BIG 12 IN THE NATIONAL POLLS

(DIBASEBALL / BASEBALL AMERICA / NCBWA / USA TODAY)

WEEK	BU	BYU	UCF	UC	UH	KU	K-STATE	OU	OSU	TCU	UT	TTU	WVU
PRE	-/-/-	-/-/-	-/-/-	-/-/-	-/-/-	-/-/rv/-	24/-/27/rv	-/-/rv/-	-/21/29/rv	4/6/6/5	16/13/9/13	21/18/20/22	-/-/rv/rv
1	-/-/-/np	-/-/-/np	-/-/-/np	-/-/-/np	-/-/rv/np	-/-/-/np	24/-/rv/np	-/-/rv/np	-/-/rv/np	5/6/3/np	16/14/15/np	19/17/20/np	-/-/rv/np
2	-/-/-/-	-/-/-/-	-/-/-/-	-/-/-/-	-/-/rv/rv	-/-/-/-	-/-/rv/rv	-/-/rv/rv	-/21/rv/rv	5/6/3/3	15/14/14/13	18/16/18/19	-/-/rv/-
3	-/-/-/-	-/-/-/-	-/-/-/-	-/-/-/-	-/-/-/-	-/-/-/-	-/-/rv/-	-/-/-/-	-/-/-/-	5/5/3/-	24/23/24/-	17/14/17/-	-/-/-/-
4	-/-/-/-	-/-/-/-	-/-/rv/rv	-/-/-/-	-/-/-/-	-/-/-/-	-/-/rv/rv	-/-/-/-	-/-/rv/rv	5/5/3/4	24/23/24/22	17/14/17/17	-/-/-/-
5	-/-/-/-	-/-/-/-	-/-/-/-	-/-/-/-	-/-/-/-	-/-/rv/rv	-/-/-/-	-/-/rv/rv	-/-/rv/rv	12/11/9/8	23/23/23/24	24/24/24/25	-/-/-/-
6	-/-/-/-	-/-/-/-	-/-/rv/rv	-/-/-/-	-/-/-/-	-/-/-/-	-/-/rv/-	17/14/23/20	-/-/-/rv	18/18/18/18	-/-/rv/rv	-/-/rv/rv	-/-/-/-
7	-/-/-/-	-/-/-/-	-/-/rv/-	-/-/-/-	-/-/-/-	-/-/-/-	-/-/rv/-	23/-/24/rv	24/21/rv/rv	-/-/rv/25	-/-/rv/-	-/-/rv/rv	-/-/rv/-
8	-/-/-/-	-/-/-/-	25/-/rv/rv	-/-/-/-	-/-/-/-	-/-/-/-	-/-/rv/rv	-/-/rv/rv	-/-/rv/rv	-/-/24/25	-/-/rv/rv	-/-/rv/rv	-/-/-/-
9	-/-/-/-	-/-/-/-	17/19/16/19	-/-/-/-	-/-/-/-	-/-/-/-	-/-/rv/rv	-/-/-/-	21/23/rv/25	-/-/-/rv	-/-/rv/-	-/-/rv/rv	-/-/rv/rv
10	-/-/-/-	-/-/-/-	-/-/rv/rv	-/-/-/-	-/-/-/-	-/-/-/-	-/-/rv/-	-/25/rv/rv	15/17/17/17	-/-/rv/-	-/-/rv/-	-/-/rv/rv	22/18/rv/24
11	-/-/-/-	-/-/-/-	-/-/rv/rv	-/-/-/-	-/-/-/-	-/-/-/-	-/-/-/-	18/16/20/18	19/19/25/22	-/-/-/-	-/-/rv/-	-/-/rv/rv	-/21/rv/rv
12	-/-/-/-	-/-/-/-	-/-/-/-	-/-/-/-	-/-/-/-	-/-/rv/rv	-/-/rv/-	18/19/24/23	14/16/16/16	-/-/-/-	-/-/rv/-	-/-/rv/rv	-/20/rv/rv
13													
14													
15													
FINAL													

rv = receiving votes np = no poll

NCAA RPI - AS OF MAY 2

BU	BYU	UCF	UC	UH	KU	K-STATE	OU	OSU	TCU	UT	TTU	WVU
116	117	31	70	108	61	36	26	25	38	55	37	30

GAME-BY-GAME

STARTING LINEUPS

GAME-BY-GAME STARTING LINEUPS										
Date	Opponent	1	2	3	4	5	6	7	8	9
2/16	vs. Cal*	Jones (0-1)	Ingram (0-1)	Day (0-1)	Culpepper (0-1)	Lodice (0-1)	Rivera (0-1)	Lobliner (0-1)	Pelletier (0-1)	Bishop (0-1)
2/17	vs. Boston College*	Jones (1-1)	Ingram (1-1)	Culpepper (1-0)	Day (1-1)	Lobliner (1-0)	Rivera (1-1)	English (1-0)	Pelletier (1-1)	Bishop (1-1)
2/18	vs. Georgetown*	Jones (2-1)	Ingram (2-1)	Culpepper (2-0)	Day (2-1)	Lobliner (2-0)	Rivera (2-1)	Lodice (1-0)	Pelletier (2-1)	Bishop (2-1)
2/20	at Arizona State	Jones (2-2)	Ingram (2-2)	Culpepper (2-1)	Day (2-2)	Lobliner (2-1)	Lodice (0-1)	Rivera (1-0)	Pelletier (2-2)	Lobliner (2-2)
2/23	HOLY CROSS	English (1-0)	Jones (1-0)	Ingram (1-0)	Culpepper (1-1)	Day (1-0)	Lobliner (1-0)	Rivera (1-1)	Pelletier (3-2)	Bishop (3-2)
2/24	HOLY CROSS	English (1-1)	Jones (1-1)	Ingram (1-1)	Culpepper (1-2)	Day (1-1)	Lobliner (1-1)	Rivera (1-2)	Pelletier (3-3)	Bishop (3-3)
2/25	HOLY CROSS	Jones (3-2)	Day (1-0)	Culpepper (3-1)	English (1-0)	Ingram (1-0)	Schwalbach (1-0)	Lobliner (1-0)	Rivera (1-0)	Pelletier (1-0)
3/1	UMASS LOWELL	Jones (4-2)	Ingram (3-2)	Culpepper (4-1)	Day (3-2)	Lobliner (3-1)	English (1-0)	Rivera (2-2)	Pelletier (4-3)	Bishop (4-3)
3/2	UMASS LOWELL	Ingram (1-0)	Jones (2-1)	Culpepper (5-1)	Day (4-2)	English (1-0)	Lobliner (2-1)	Rivera (3-2)	Phillips (1-0)	Bishop (5-3)
3/3	UMASS LOWELL	Ingram (2-0)	Jones (3-1)	Culpepper (6-1)	Day (5-2)	English (2-0)	Lobliner (3-1)	Rivera (4-2)	Pelleiter (5-3)	Bishop (6-3)
3/5	at Tennessee	Ingram (2-1)	Jones (3-2)	Culpepper (6-2)	Day (5-3)	English (2-1)	Lobliner (3-2)	Rivera (4-3)	Pelleiter (5-4)	Bishop (6-4)
3/6	at Clemson	Ingram (2-2)	Jones (3-3)	Culpepper (6-3)	Day (5-4)	English (2-2)	Lobliner (3-3)	Rivera (4-4)	Pelleiter (5-5)	Bishop (6-5)
3/8	Cincinnati*	Ingram (3-2)	Jones (4-3)	Culpepper (7-3)	Day (6-4)	English (3-2)	Lobliner (4-3)	Rivera (5-4)	Pelleiter (6-5)	Bishop (7-5)
3/9	Cincinnati*	Ingram (3-3)	Jones (4-4)	Culpepper (7-4)	Day (6-5)	English (3-3)	Lodice (0-2)	Rivera (5-5)	Pelleiter (6-6)	Bishop (7-6)
3/10	Cincinnati*	Ingram (4-3)	Jones (5-4)	Culpepper (8-4)	Day (7-5)	English (4-3)	Lodice (1-2)	Lobliner (2-0)	Pelletier (7-6)	Rivera (1-0)
3/13	SOUTH DAKOTA ST.	Ingram (5-3)	Jones (6-4)	Culpepper (9-4)	Day (8-5)	English (5-3)	Lodice (2-2)	Rivera (6-5)	Pelletier (9-6)	Bishop (8-6)
3/15	MISSOURI STATE	Ingram (6-3)	Jones (7-4)	Culpepper (10-4)	Day (9-5)	English (6-3)	Lodice (3-2)	Lobliner (3-0)	Pelletier (10-6)	Rivera (2-0)
3/16	MISSOURI STATE	Ingram (7-3)	Jones (8-4)	Culpepper (11-4)	Day (10-5)	English (7-3)	Parsons (1-0)	Pelletier (1-0)	Lodice (1-0)	Bishop (9-6)
3/17	MISSOURI STATE	Ingram (8-3)	Jones (9-4)	Culpepper (12-4)	Day (11-5)	English (8-3)	Parsons (2-0)	Pelletier (2-0)	Lobliner (1-0)	Lodice (1-0)
3/19	at Wichita State	Ingram (9-3)	Jones (10-4)	Culpepper (13-4)	Day (12-5)	English (9-3)	Rivera (3-1)	Pelletier (3-0)	Phillips (2-0)	Bishop (10-6)
3/22	at Houston*	Ingram (10-3)	Jones (11-4)	Day (1-1)	Culpepper (2-2)	English (10-3)	Rivera (4-1)	Pelletier (4-0)	Phillips (3-0)	Bishop (11-6)
3/23	at Houston*	Ingram (11-3)	Jones (12-4)	Day (2-1)	Culpepper (3-2)	English (11-3)	Rivera (5-1)	Pelletier (5-0)	Lobliner (2-0)	Bishop (12-6)
3/24	at Houston*	Ingram (12-3)	Jones (13-4)	Day (3-1)	Culpepper (4-2)	English (12-3)	Parsons (3-0)	Rivera (7-5)	Lodice (2-0)	Pelletier (2-0)
3/26	NEBRASKA	CANCELED								
3/28	TEXAS*	Ingram (13-3)	Jones (14-4)	Day (4-1)	Culpepper (5-2)	English (13-3)	Lodice (4-2)	Rivera (8-5)	Pelletier (11-6)	Bishop (13-6)
3/29	TEXAS*	Ingram (13-4)	Jones (14-5)	Day (4-2)	Culpepper (5-3)	English (13-4)	Lodice (4-3)	Rivera (8-6)	Pelletier (11-7)	Bishop (13-7)
3/30	TEXAS*	Ingram (13-5)	Jones (14-6)	Day (4-3)	Culpepper (5-4)	English (13-5)	Parsons (3-1)	Lodice (1-1)	Pelletier (11-8)	Bishop (13-8)
4/3	at Missouri State	Ingram (14-5)	Jones (15-6)	Day (5-3)	Culpepper (6-4)	English (14-5)	Parsons (4-1)	Lodice (2-1)	Schwalbach (1-0)	Pelletier (3-0)
4/5	at UCF*	Ingram (14-6)	Jones (15-7)	Day (5-4)	Culpepper (6-5)	English (14-6)	Parsons (4-2)	Lodice (2-2)	Bishop (0-1)	Pelletier (3-1)
4/6	at UCF*	Ingram (15-6)	Jones (16-7)	Day (6-4)	Culpepper (7-5)	English (15-6)	Rivera (6-1)	Pelletier (6-0)	Lobliner (3-0)	Bishop (14-8)
4/7	at UCF*	Ingram (15-7)	Jones (16-8)	Day (6-5)	Culpepper (7-6)	English (15-7)	Rivera (6-2)	Pelletier (6-1)	Lobliner (3-1)	Bishop (14-9)
4/10	WICHITA STATE	Ingram (16-7)	Jones (17-8)	Day (7-5)	Culpepper (8-6)	English (16-7)	Parsons (5-2)	Lobliner (4-0)	Pelletier (12-8)	Bishop (15-9)
4/12	at Oklahoma*	Ingram (16-8)	Jones (17-9)	Culpepper (13-5)	Day (12-6)	English (16-8)	Rivera (6-3)	Lobliner (4-1)	Bishop (0-2)	Pelletier (3-2)
4/13	at Oklahoma*	Ingram (16-9)	Jones (17-10)	Culpepper (13-6)	Day (12-7)	Lobliner (3-2)	Parsons (5-3)	English (1-1)	Pelletier (12-9)	Bishop (15-10)
4/14	at Oklahoma*	Ingram (16-10)	Jones (17-11)	Culpepper (13-7)	Day (12-8)	English (16-9)	Parsons (5-4)	Phillips (0-1)	Pelletier (12-10)	Bishop (15-11)
4/16	at UCONN	Ingram (16-11)	Jones (17-12)	Day (7-6)	Culpepper (8-7)	English (16-10)	Phillips (0-1)	Pelletier (6-2)	Bishop (0-3)	Parsons (0-1)
4/17	at Northeastern	English (2-1)	Day (2-0)	Culpepper (14-7)	Jones (1-0)	Ingram (1-0)	Lodice (4-2)	Bishop (1-0)	Pelletier (13-10)	Parsons (1-1)
4/19	OKLAHOMA STATE*	English (3-1)	Jones (18-12)	Day (8-6)	Culpepper (9-7)	Ingram (2-0)	Phillips (1-1)	Pelletier (7-2)	Bishop (1-3)	Parsons (2-1)
4/20	OKLAHOMA STATE*	English (4-1)	Jones (19-12)	Day (9-6)	Culpepper (10-7)	Ingram (3-0)	Pelletier (1-0)	Lodice (1-0)	Bishop (2-3)	Parsons (3-1)
4/21	OKLAHOMA STATE*	Lodice (0-1)	Jones (19-13)	Day (9-7)	Culpepper (10-8)	English (16-11)	Pelletier (1-1)	Ingram (0-1)	Bishop (2-4)	Parsons (3-2)
4/23	OMAHA	Jones (5-2)	Parsons (1-0)	Culpepper (15-7)	Day (13-8)	English (17-11)	Pelletier (2-1)	Ingram (1-1)	Lobliner (4-1)	Phillips (1-0)
4/26	at TCU*	English (4-2)	Jones (19-14)	Culpepper (15-8)	Day (13-9)	Pelletier (0-1)	Lobliner (4-4)	Ingram (1-2)	Parsons (0-1)	Rivera (2-1)
4/27	at TCU*	Jones (5-3)	English (0-1)	Day (9-8)	Culpepper (10-9)	Pelletier (0-2)	Rivera (6-4)	Parsons (0-1)	Ingram (0-1)	Bishop (15-11)
4/27	at TCU*	Jones (6-3)	English (1-1)	Day (10-8)	Culpepper (11-9)	Pelletier (1-2)	Rivera (7-4)	Parsons (1-1)	Ingram (1-1)	Lodice (2-0)
5/1	at Nebraska	Jones (6-4)	English (1-2)	Day (10-9)	Culpepper (11-10)	Pelletier (1-3)	Ingram (0-1)	Parsons (1-2)	Lobliner (4-2)	Bishop (15-12)
5/3	KU*									
5/4	KU*									
5/5	KU*									
5/10	at West Virginia*									
5/11	at West Virginia*									
5/12	at West Virginia*									
5/14	SOUTH DAKOTA STATE									
5/16	BYU*									
5/17	BYU*									
5/18	BYU*									

(Result with player in starting lineup order)

GAME-BY-GAME

STARTERS BY POSITION

GAME-BY-GAME STARTERS BY POSITION											
Date	Opponent	SP	C	1B	2B	3B	SS	LF	CF	RF	DH
2/16	Cal^	Boerema (0-1)	Pelletier (0-1)	Bishop (0-1)	Day (0-1)	Rivera (0-1)	Culpepper (0-1)	Ingram (0-1)	Jones (0-1)	Lodice (0-1)	Lobliner (0-1)
2/17	Boston College^	Ruhl (1-0)	Pelletier (1-1)	Bishop (1-1)	Day (1-1)	Rivera (1-1)	Culpepper (1-1)	Ingram (1-1)	Jones (1-1)	English (1-0)	Lobliner (1-1)
2/18	Georgetown^	Frost (1-0)	Pelletier (2-1)	Bishop (2-1)	Day (2-1)	Rivera (2-1)	Culpepper (2-1)	Ingram (2-1)	Jones (2-1)	Lodice (1-1)	Lobliner (2-1)
2/20	at Arizona State	Boerema (0-2)	Pelletier (2-2)	Bishop (2-2)	Day (2-2)	Rivera (2-2)	Culpepper (2-2)	Ingram (2-2)	Jones (2-2)	Lodice (1-2)	Lobliner (2-2)
2/23	HOLY CROSS	Ruhl (2-0)	Pelletier (3-2)	Bishop (3-2)	Day (3-2)	Rivera (3-2)	Culpepper (3-2)	Ingram (3-2)	Jones (3-2)	English (2-0)	Lobliner (3-2)
2/24	HOLY CROSS	Frost (1-1)	Pelletier (3-3)	Bishop (3-3)	Day (3-3)	Rivera (3-3)	Culpepper (3-3)	Ingram (3-3)	Jones (3-3)	English (2-1)	Lobliner (3-3)
2/25	HOLY CROSS	Boerema (1-2)	Pelletier (4-3)	Lobliner (1-0)	Day (4-3)	Rivera (4-3)	Culpepper (4-3)	Ingram (4-3)	Jones (4-3)	English (3-1)	Schwalbach (1-0)
3/1	UMASS LOWELL	Boerema (2-2)	Pelletier (5-3)	Bishop (4-3)	Day (5-3)	Rivera (5-3)	Culpepper (5-3)	Ingram (5-3)	Jones (5-3)	English (4-1)	Lobliner (4-3)
3/2	UMASS LOWELL	Frost (2-1)	Phillips (1-0)	Bishop (5-3)	Day (6-3)	Rivera (6-3)	Culpepper (6-3)	Ingram (6-3)	Jones (6-3)	English (5-1)	Lobliner (5-3)
3/3	UMASS LOWELL	Wintroub (1-0)	Pelletier (6-3)	Bishop (6-3)	Day (7-3)	Rivera (7-3)	Culpepper (7-3)	Ingram (7-3)	Jones (7-3)	English (6-1)	Lobliner (6-3)
3/5	at Tennessee	Boerema (2-3)	Pelletier (6-4)	Bishop (6-4)	Day (7-4)	Rivera (7-4)	Culpepper (7-4)	Ingram (7-4)	Jones (7-4)	English (6-2)	Lobliner (6-4)
3/6	at Clemson	Evans (0-1)	Pelletier (6-5)	Bishop (6-5)	Day (7-5)	Rivera (7-5)	Culpepper (7-5)	Ingram (7-5)	Jones (7-5)	English (6-3)	Lobliner (6-5)
3/8	CINCINNATI*	Frost (3-1)	Pelletier (7-5)	Bishop (7-5)	Day (8-5)	Rivera (8-5)	Culpepper (8-5)	Ingram (8-5)	Jones (8-5)	English (7-3)	Lobliner (7-5)
3/9	CINCINNATI*	Wintroub (1-1)	Pelletier (7-6)	Bishop (7-6)	Day (8-6)	Rivera (8-6)	Culpepper (8-6)	Ingram (8-6)	Jones (8-6)	English (7-4)	Lodice (0-1)
3/10	CINCINNATI*	Boerema (3-3)	Pelletier (8-6)	Lobliner (2-0)	Day (9-6)	Rivera (9-6)	Culpepper (9-6)	Ingram (9-6)	Jones (9-6)	Lodice (2-2)	English (1-0)
3/13	SOUTH DAKOTA ST.	Guyette (1-0)	Pelletier (9-6)	Bishop (8-6)	Day (10-6)	Rivera (10-6)	Culpepper (10-6)	Ingram (10-6)	Jones (10-6)	Lodice (3-2)	English (2-0)
3/15	MISSOURI STATE	Wintroub (2-1)	Pelletier (10-6)	Lobliner (2-0)	Day (11-6)	Rivera (11-6)	Culpepper (11-6)	Ingram (11-6)	Jones (11-6)	Lodice (4-2)	English (3-0)
3/16	MISSOURI STATE	Frost (4-1)	Pelletier (11-6)	Bishop (9-6)	Day (12-6)	Parsons (1-0)	Culpepper (12-6)	Ingram (12-6)	Jones (12-6)	Lodice (5-2)	English (4-0)
3/17	MISSOURI STATE	Boerema (4-3)	Pelletier (12-6)	Lobliner (3-0)	Day (13-6)	Parsons (2-0)	Culpepper (13-6)	Ingram (13-6)	Jones (13-6)	Lodice (6-2)	English (5-0)
3/19	at Wichita State	Evans (1-1)	Pelletier (13-6)	Bishop (10-6)	Day (14-6)	Rivera (12-6)	Culpepper (14-6)	Ingram (14-6)	Jones (14-6)	English (8-4)	Phillips (1-0)
3/22	at Houston*	Wintroub (3-1)	Pelletier (14-6)	Bishop (11-6)	Day (15-6)	Rivera (13-6)	Culpepper (15-6)	Ingram (15-6)	Jones (15-6)	English (9-4)	Phillips (2-0)
3/23	at Houston*	Frost (5-1)	Pelletier (15-6)	Bishop (12-6)	Day (16-6)	Rivera (14-6)	Culpepper (16-6)	Ingram (16-6)	Jones (16-6)	English (10-4)	Lobliner (8-5)
3/24	at Houston*	Boerema (5-3)	Pelletier (16-6)	Bishop (13-6)	Day (17-6)	Rivera (15-6)	Culpepper (17-6)	Ingram (17-6)	Jones (17-6)	English (11-4)	Lobliner (9-5)
3/26	NEBRASKA	CANCELED									
3/28	TEXAS*	Wintroub (4-1)	Pelletier (17-6)	Bishop (14-6)	Day (18-6)	Rivera (16-6)	Culpepper (18-6)	Ingram (18-6)	Jones (18-6)	Lodice (7-2)	English (6-0)
3/29	TEXAS*	Frost (5-2)	Pelletier (17-7)	Bishop (14-7)	Day (18-7)	Rivera (16-7)	Culpepper (18-7)	Ingram (18-7)	Jones (18-7)	Lodice (7-3)	English (6-1)
3/30	TEXAS*	Boerema (5-4)	Pelletier (17-8)	Bishop (14-8)	Day (18-8)	Parsons (2-1)	Culpepper (18-8)	Ingram (18-8)	Jones (18-8)	Lodice (7-4)	English (6-2)
4/3	at Missouri State	Dean (1-0)	Pelletier (18-8)	Lodice (1-0)	Day (19-8)	Parsons (3-1)	Culpepper (19-8)	Ingram (19-8)	Jones (19-8)	English (12-4)	Schwalbach (2-0)
4/5	at UCF*	Wintroub (4-2)	Pelletier (18-9)	Bishop (14-9)	Day (19-9)	Parsons (3-2)	Culpepper (19-9)	Ingram (19-9)	Jones (19-9)	Lodice (8-4)	English (6-3)
4/6	at UCF*	Boerema (6-4)	Pelletier (19-9)	Bishop (15-9)	Day (20-9)	Rivera (17-7)	Culpepper (20-9)	Ingram (20-9)	Jones (20-9)	English (13-4)	Lobliner (10-5)
4/7	at UCF*	Dean (1-1)	Pelletier (19-10)	Bishop (15-10)	Day (20-10)	Rivera (17-8)	Culpepper (20-10)	Ingram (20-10)	Jones (20-10)	English (13-5)	Lobliner (10-6)
4/10	WICHITA STATE	Buss (1-0)	Pelletier (20-10)	Bishop (16-10)	Day (21-10)	Parsons (4-2)	Culpepper (21-10)	Ingram (21-10)	Jones (21-10)	English (14-5)	Lobliner (11-6)
4/12	at Oklahoma*	Wintroub (4-3)	Pelletier (20-11)	Bishop (16-11)	Day (21-11)	Rivera (17-9)	Culpepper (21-11)	Ingram (21-11)	Jones (21-11)	English (14-6)	Lobliner (11-7)
4/13	at Oklahoma*	Boerema (6-5)	Pelletier (20-12)	Bishop (16-12)	Day (21-12)	Parsons (4-3)	Culpepper (21-12)	Ingram (21-12)	Jones (21-12)	English (14-7)	Lobliner (11-8)
4/14	at Oklahoma*	Dean (1-2)	Pelletier (20-13)	Bishop (16-13)	Day (21-13)	Parsons (4-4)	Culpepper (21-13)	Ingram (21-13)	Jones (21-13)	English (14-8)	Phillips (2-1)
4/16	at UCONN	Ruhl (2-1)	Pelletier (20-14)	Bishop (16-14)	Day (21-14)	Parsons (4-5)	Culpepper (21-14)	Ingram (21-14)	Jones (21-14)	English (14-9)	Phillips (2-2)
4/17	at Northeastern	Wintroub (5-3)	Pelletier (21-14)	Bishop (17-14)	Day (22-14)	Parsons (5-5)	Culpepper (22-14)	Ingram (22-14)	Jones (22-14)	Lodice (9-4)	English (7-3)
4/19	OKLAHOMA STATE*	Boerema (7-5)	Pelletier (22-14)	Bishop (18-14)	Day (23-14)	Parsons (6-5)	Culpepper (23-14)	Ingram (23-14)	Jones (23-14)	English (15-9)	Phillips (3-2)
4/20	OKLAHOMA STATE*	Wentworth (1-0)	Pelletier (23-14)	Bishop (19-14)	Day (24-14)	Parsons (7-5)	Culpepper (24-14)	Ingram (24-14)	Jones (24-14)	English (16-9)	Lodice (1-1)
4/21	OKLAHOMA STATE*	Ruhl (2-2)	Pelletier (23-15)	Bishop (19-15)	Day (24-15)	Parsons (7-6)	Culpepper (24-15)	Ingram (24-15)	Jones (24-15)	English (16-10)	Lodice (1-2)
4/23	OMAHA	Wintroub (6-3)	Phillips (2-0)	Lobliner (4-0)	Day (25-15)	Parsons (8-6)	Culpepper (25-15)	Ingram (25-15)	Jones (25-15)	English (17-10)	Pelletier (1-0)
4/26	at TCU*	Ruhl (2-3)	Pelletier (23-16)	Lobliner (4-1)	Day (25-16)	Parsons (8-7)	Culpepper (25-16)	Ingram (25-16)	Jones (25-16)	English (17-11)	Rivera (0-1)
4/27	at TCU*	Wentworth (1-1)	Pelletier (23-17)	Bishop (19-16)	Day (25-17)	Parsons (8-8)	Culpepper (25-17)	Ingram (25-17)	Jones (25-17)	English (17-12)	Rivera (0-2)
4/27	at TCU*	Boerema (8-5)	Pelletier (24-17)	Lodice (2-0)	Day (26-17)	Parsons (9-8)	Culpepper (26-17)	Ingram (26-17)	Jones (26-17)	English (18-12)	Rivera (1-2)
5/1	at Nebraska	Wintroub (6-4)	Pelletier (24-18)	Bishop (19-17)	Day (26-18)	Parsons (9-9)	Culpepper (26-18)	Ingram (26-18)	Jones (26-18)	English (18-13)	Lobliner (11-9)
5/3	KU*										
5/4	KU*										
5/5	KU*										
5/10	at West Virginia*										
5/11	at West Virginia*										
5/12	at West Virginia*										
5/14	SOUTH DAKOTA STATE										
5/16	BYU*										
5/17	BYU*										
5/18	BYU*										

(Result with player starting at position)

GAME-BY-GAME

OFFENSE

K-STATE HITTING GAME BY GAME																							
Date	Opponent	AB	R	H	RBI	2B	3B	HR	TB	BB	IBB	SB	CS	HBP	SAC	SF	GDP	K	PO	A	E	LOB	Avg
2/16	Cal^	35	3	9	3	2	1	1	16	2	0	1	0	0	0	0	0	11	24	7	1	7	.257
2/17	Boston College^	34	6	9	6	4	0	0	13	5	1	0	0	1	0	0	0	10	27	8	0	7	.261
2/18	Georgetown^	30	7	9	7	0	2	3	22	7	0	0	1	1	1	0	1	8	27	10	1	8	.273
2/20	at Arizona State	31	6	7	6	0	0	2	13	12	1	6	0	0	0	1	2	11	24	4	0	11	.262
2/23	HOLY CROSS	35	17	13	15	2	0	3	24	9	0	8	0	4	0	0	0	7	27	9	1	7	.285
2/24	HOLY CROSS	37	10	8	9	1	0	3	18	13	0	4	0	0	0	1	0	8	30	10	2	12	.272
2/25	HOLY CROSS	34	5	11	5	2	0	1	16	4	0	6	0	1	0	0	0	5	27	5	1	10	.280
3/1	UMASS LOWELL	32	10	9	9	2	0	3	20	7	0	2	1	2	0	0	0	9	27	9	0	7	.280
3/2	UMASS LOWELL	43	17	20	16	5	1	3	36	6	0	4	0	2	0	0	1	12	27	12	1	10	.305
3/3	UMASS LOWELL	32	10	10	10	2	0	1	15	8	0	4	0	3	0	0	2	5	27	11	0	9	.306
3/5	at Tennessee	33	5	8	5	2	0		13	7	0	0	0	1	0	0	2	9	24	10	0	9	.301
3/6	at Clemson	36	3	10	3	1	0	0	11	5	0	0	0	0	0	1	0	10	24	10	1	12	.299
3/8	CINCINNATI*	33	4	9	4	1	0	2	16	6	0	3	1	0	0	1	0	6	27	9	2	12	.297
3/9	CINCINNATI*	34	7	10	6	2	0	0	12	10	0	1	1	0	0	1	2	7	27	10	1	11	.296
3/10	CINCINNATI*	52	14	19	12	3	0	4	34	6	1	1	0	0	0	1	0	7	36	14	0	11	.303
3/13	SOUTH DAKOTA ST.	37	16	15	13	3	2	1	25	13	0	3	0	1	0	0	1	8	27	7	0	11	.310
3/15	MISSOURI STATE	32	7	11	6	3	0	2	20	4	0	4	2	2	1	0	0	6	27	10	0	8	.312
3/16	MISSOURI STATE	37	12	15	12	2	1	2	25	5	0	2	1	0	0	1	0	3	27	11	1	7	.317
3/17	MISSOURI STATE	33	11	10	9	3	0	1	16	6	0	1	0	1	0	0	1	7	27	14	0	5	.315
3/19	at Wichita State	39	8	13	8	4	0	0	17	3	0	0	0	1	0	0	1	8	27	13	1	8	.317
3/22	at Houston*	32	5	6	4	1	0	0	7	5	0	2	2	0	2	0	0	12	27	11	0	7	.312
3/23	at Houston*	36	6	9	4	2	0	0	11	5	0	2	1	1	0	0	0	8	27	12	0	9	.309
3/24	at Houston*	42	9	15	9	1	1	0	18	5	0	3	0	1	2	0	0	7	27	10	3	14	.311
3/26	NEBRASKA	CANCELED																					
3/28	TEXAS*	40	14	18	12	5	0	3	32	7	0	3	2	0	0	0	0	5	27	11	0	9	.318
3/29	TEXAS*	41	11	15	11	2	1	4	31	4	0	0	0	0	0	1	1	10	27	6	3	8	.320
3/30	TEXAS*	38	3	11	3	0	1	0	13	3	0	3	0	0	0	0	1	8	27	10	2	11	.319
4/3	at Missouri State	35	8	8	6	1	1	1	14	10	0	8	1	1	0	0	0	13	27	8	0	11	.316
4/5	at UCF*	32	4	8	4	0	1	1	13	5	0	0	0	0	2	2	0	12	24	3	2	10	.313
4/6	at UCF*	27	4	5	4	1	0	1	9	7	1	5	1	1	1	2	0	3	27	12	1	7	.310
4/7	at UCF*	30	1	3	1	0	0	0	3	2	0	0	0	0	0	0	0	10	24	11	4	4	.304
4/10	WICHITA STATE	33	6	12	6	1	0	0	13	2	0	0	2	0	1	1	0	4	27	14	1	7	.306
4/12	at Oklahoma*	36	5	8	4	2	0	0	10	2	0	2	0	1	0	0	0	10	24	11	1	7	.303
4/13	at Oklahoma*	33	4	6	4	1	1	0	9	2	0	2	0	0	0	0	0	10	24	11	1	4	.300
4/14	at Oklahoma*	37	7	12	6	3	0	2	21	2	0	1	0	0	0	0	1	10	26	7	1	5	.301
4/16	at UCONN	29	0	5	0	1	0	0	6	3	0	0	1	0	0	0	2	8	24	7	1	5	.298
4/17	at Northeastern	40	9	9	6	2	0	2	17	8	0	5	0	2	1	0	1	10	33	7	2	9	.295
4/19	OKLAHOMA STATE*	47	6	14	6	5	0	1	22	5	1	4	0	0	1	0	0	14	36	10	0	13	.295
4/20	OKLAHOMA STATE*	33	7	9	7	1	0	3	19	2	0	3	0	0	0	1	0	8	27	8	0	5	.295
4/21	OKLAHOMA STATE*	36	4	7	3	0	0	0	7	3	0	3	0	0	0	0	0	10	27	10	1	8	.292
4/23	OMAHA	28	6	8	5	3	0	0	11	11	0	4	0	2	0	2	0	5	27	13	2	13	.292
4/26	at TCU*	31	0	5	0	0	0	0	5	8	0	0	1	0	0	0	1	13	24	12	2	12	.289
4/27	at TCU*	34	4	12	4	1	0	1	16	6	0	3	0	0	0	1	2	6	24	8	3	10	.291
4/27	at TCU*	33	6	7	5	3	0	2	16	6	0	1	1	0	0	0	1	13	7	10	0	6	.289
4/1	at Nebraska	27	0	0	0	0	0	0	0	2	0	0	0	0	0	0	1	12	24	11	2	2	.284
5/3	KU*																						
5/4	KU*																						
5/5	KU*																						
5/10	at West Virginia*																						
5/11	at West Virginia*																						
5/12	at West Virginia*																						
5/14	SOUTH DAKOTA STATE																						
5/16	BYU*																						
5/17	BYU*																						
5/18	BYU*																						
Totals		1539	307	437	278	80	13	54	705	253	5	105	19	29	12	17	24	378	1178	426	45	378	.284

GAME-BY-GAME

PITCHING

K-STATE PITCHING GAME BY GAME																				
Date	Opponent	IP	H	R	ER	BB	SO	2B	3B	HR	WP	BK	HBP	DP	IBB	Score	W	L	SV	ERA
2/16	Cal^	8.0	11	6	6	1	12	2	1	0	0	0	1	2	0	3-6	0	1	0	6.75
2/17	Boston College^	9.0	5	4	4	5	12	0	0	1	0	0	1	3	0	6-4	1	1	1	5.29
2/18	Georgetown^	9.0	6	6	5	4	8	1	0	2	0	0	2	0	0	7-6	2	1	2	5.19
2/20	at Arizona State	8.0	10	9	9	6	14	1	0	1	2	0	2	1	0	6-9	2	2	2	6.35
2/23	HOLY CROSS	9.0	114	11	10	6	8	3	0	2	0	0	4	0	0	17-11	3	2	3	7.12
2/24	HOLY CROSS	10.0	13	13	11	4	17	2	0	3	0	0	2	0	0	10-13	3	3	3	7.64
2/25	HOLY CROSS	9.0	6	4	3	4	14	1	0	2	0	0	0	1	0	5-4	4	3	4	6.97
3/1	UMASS LOWELL	9.0	6	1	1	1	13	2	1	0	0	0	0	0	0	10-1	5	3	4	6.21
3/2	UMASS LOWELL	9.0	10	3	2	4	7	4	0	0	0	0	0	0	0	17-3	6	3	4	5.74
3/3	UMASS LOWELL	9.0	5	1	1	2	9	0	0	1	0	0	1	0	0	10-1	7	3	4	5.26
3/5	at Tennessee	8.0	17	15	15	4	7	4	0	6	1	0	1	0	0	5-15	7	4	4	6.22
3/6	at Clemson	8.0	8	8	5	6	9	1	1	2	3	0	0	0	0	3-8	7	5	4	6.17
3/8	CINCINNATI*	9.0	0	0	0	2	9	0	0	0	0	0	1	0	0	4-0	8	5	4	5.68
3/9	CINCINNATI*	9.0	9	11	10	6	11	1	0	0	0	0	4	0	0	7-11	8	6	4	6.00
3/10	CINCINNATI*	12.0	20	13	13	7	11	0	1	2	1	0	2	2	0	14-13	0	6	4	6.33
3/13	SOUTH DAKOTA ST.	9.0	5	5	5	2	11	2	0	2	0	0	1	0	0	16-5	10	6	4	6.25
3/15	MISSOURI STATE	9.0	9	3	3	1	12	2	1	1	0	0	0	1	1	7-3	11	6	5	6.06
3/16	MISSOURI STATE	9.0	10	6	6	3	11	3	0	1	1	0	1	0	0	12-6	12	6	5	6.06
3/17	MISSOURI STATE	9.0	4	3	2	1	7	1	0	0	0	0	1	0	0	11-3	13	6	5	5.84
3/19	at Wichita State	9.0	8	6	6	1	7	4	1	0	2	0	2	1	0	8-6	14	6	6	5.85
3/22	at Houston*	9.0	6	3	3	0	11	1	0	2	0	0	0	1	0	5-3	15	6	7	5.71
3/23	at Houston*	9.0	5	5	5	7	8	0	0	0	0	0	1	0	0	6-5	16	6	7	5.68
3/24	at Houston*	9.0	6	3	2	5	9	1	0	1	0	0	1	1	0	9-3	17	6	7	5.52
3/26	NEBRASKA	CANCELED																		
3/28	TEXAS*	9.0	10	6	6	2	7	3	0	3	0	0	1	0	0	14-6	18	6	7	5.54
3/29	TEXAS*	9.0	22	21	17	2	12	6	0	4	1	0	2	0	0	11-21	18	7	7	6.00
3/30	TEXAS*	9.0	6	6	4	5	9	2	0	2	0	0	3	1	0	3-6	18	8	7	5.92
4/3	at Missouri State	9.0	7	4	4	6	11	2	0	0	0	0	3	2	0	8-4	19	8	7	5.85
4/5	at UCF*	8.0	14	7	7	1	12	2	0	1	2	0	0	0	0	4-7	19	9	7	5.92
4/6	at UCF*	9.0	5	3	2	3	11	2	0	1	0	0	1	0	0	4-3	20	9	8	5.78
4/7	at UCF*	8.0	8	6	4	2	8	2	0	0	0	0	1	1	0	1-6	20	10	8	5.74
4/10	WICHITA STATE	9.0	9	3	3	0	5	1	0	0	0	0	1	2	0	6-3	21	10	9	5.65
4/12	at Oklahoma*	8.0	12	12	9	7	6	3	2	0	2	0	0	2	0	5-12	21	11	9	5.78
4/13	at Oklahoma*	8.0	16	11	10	4	7	6	0	3	0	0	0	1	0	4-11	21	12	9	5.93
4/14	at Oklahoma*	8.2	9	8	7	5	7	2	0	2	0	0	1	0	0	7-8	21	13	9	5.97
4/16	at UCONN	8.0	6	4	3	3	9	3	0	1	0	0	0	0	0	0-4	21	14	9	5.90
4/17	at Northeastern	11.0	9	8	5	3	14	1	0	1	0	1	5	0	0	9-8	22	14	9	5.84
4/19	OKLAHOMA STATE*	12.0	8	5	5	11	12	1	0	1	0	0	1	0	0	6-5	23	14	9	5.76
4/20	OKLAHOMA STATE*	9.0	6	2	2	3	13	1	0	1	0	0	0	1	0	7-2	24	14	9	5.66
4/21	OKLAHOMA STATE*	9.0	7	6	5	5	2	1	0	2	0	0	1	1	1	4-6	24	15	9	5.65
4/23	OMAHA	9.0	7	4	3	7	6	1	1	1	1	0	1	2	0	6-4	25	15	10	5.58
4/26	at TCU*	8.0	17	12	11	7	6	2	1	1	0	0	1	2	0	0-12	25	16	10	5.73
4/27	at TCU*	8.0	7	7	7	4	8	2	0	0	2	0	3	2	0	4-7	25	17	10	5.77
4/27	at TCU*	9.0	8	3	3	2	6	3	1	0	0	0	0	0	0	6-3	26	17	11	5.71
5/1	at Nebraska	8.0	12	8	7	3	5	3	1	1	1	0	3	0	0	0-8	26	18	11	5.75
5/3	KU*																			
5/4	KU*																			
5/5	KU*																			
5/10	at West Virginia*																			
5/11	at West Virginia*																			
5/12	at West Virginia*																			
5/14	SOUTH DAKOTA STATE																			
5/16	BYU*																			
5/17	BYU*																			
5/18	BYU*																			
Totals		392.2	398	285	251	167	413	85	12	54	19	1	56	30	2	307-285	26	18	11	5.75

GAME HIGHS/LAST TIME

TEAM GAME HIGHS

Batting		
At bats:	52	CINCINNATI (March 10, 2024)
Runs scored:	17	HOLY CROSS (Feb. 23, 2024)
		UMASS LOWELL (March 2, 2024)
Hits:	20	UMASS LOWELL (March 2, 2024)
RBI's:	16	UMASS LOWELL (March 2, 2024)
Doubles:	5	(3 times)
Triples:	2	vs. Georgetown (Feb. 18, 2024)
Home runs:	4	SOUTH DAKOTA STATE (March 13, 2024)
		CINCINNATI (MARCH 10, 2024)
		TEXAS (March 29, 2024)
Total bases:	36	UMASS LOWELL (Feb. 2, 2024)
Walks:	13	HOLY CROSS (Feb. 24, 2024)
		SOUTH DAKOTA STATE (March 13, 2024)
Strikeouts:	14	#15 OKLAHOMA STATE (April 19, 2024)
Sac hits:	2	(3 times)
Sac flies:	2	(3 times)
Stolen bases:	8	HOLY CROSS (Feb. 23, 2024)
Hit by pitch:	4	HOLY CROSS (Feb. 23, 2024)
Caught stealing:	2	(4 times)
Runners LOB:	14	at Houston (March 22, 2024)
		at #10 Clemson (March 6, 2024)
Hit into DP:	2	(7 times)
Fielding		
Putouts:	36	CINCINNATI (March 10, 2024)
		OKLAHOMA STATE (April 19, 2024)
Assists:	14	(3 times)
Errors:	4	at #25 UCF (April 7, 2024)
Passed balls:	2	TEXAS (March 29, 2024)
DPs turned:	3	vs. Boston College (Feb. 17, 2024)
Pitching		
Innings pitched:	12.0	CINCINNATI (March 10, 2024)
		#15 OKLAHOMA STATE (April 19, 2024)
Runs allowed:	21	TEXAS (March 29, 2024)
Earned runs:	17	TEXAS (March 29, 2024)
Walks allowed:	11	#15 OKLAHOMA STATE (April 19, 2024)
Strikeouts:	17	HOLY CROSS (Feb. 24, 2024)
Hits allowed:	22	TEXAS (March 29, 2024)
Doubles allowed:	6	TEXAS (March 29, 2024)
		at Oklahoma (April 13, 2024)
		at Oklahoma (April 12, 2024)
Triples allowed:	2	at #8 Tennessee (March 5, 2024)
Homers allowed:	3	at #10 Clemson (March 6, 2024)
Wild pitches:	3	at Northeastern (April 17, 2024)
Hit batters:	5	

INDIVIDUAL GAME HIGHS

Batting		
At bats:	7	Nick English, CINCINNATI (March 10, 2024)
Runs scored:	4	Chuck Ingram, CINCINNATI (March 10, 2024)
		Danniel Rivera, HOLY CROSS (Feb. 23, 2024)
		Chuck Ingram, CINCINNATI (March 10, 2024)
Hits:	5	Brady Day, at Houston (March 24, 2024)
RBI's:	5	(3 times)
Doubles:	2	(6 times)
Triples:	1	(13 times)
Home runs:	2	(3 times)
Total bases:	10	(3 times)
Walks:	4	Kaelen Culpepper, SOUTH DAKOTA STATE (March 13, 2024)
Strikeouts:	4	Chuck Ingram, at Missouri State (April 3, 2024)
		Kyan Lodice, at #25 UCF (April 5, 2024)
Sac hits:	1	(12 times)
Sac flies:	1	(17 times)
Stolen bases:	3	(4 times)
Hit by pitch:	2	Danniel Rivera, UMASS LOWELL (March 3, 2024)
Caught Stealing:	2	Chuck Ingram, at Houston (March 22, 2024)
Runners LOB:	7	Raphael Pelletier, UMASS LOWELL (March 3, 2024)
Fielding		
Putouts:	15	Raphael Pelletier, HOLY CROSS (Feb. 24, 2024)
Assists:	7	Kaelen Culpepper, MISSOURI STATE (March 17, 2024)
Errors:	2	(4 times)
Passed balls:	2	Raphael Pelletier, TEXAS (March 29, 2024)
Pitching		
Innings pitched:	8.0	Owen Boerema, MISSOURI STATE (March 17, 2024)
Runs allowed:	9	Owen Boerema, at #8 Tennessee (March 5, 2024)
Earned runs:	9	Owen Boerema, at #8 Tennessee (March 5, 2024)
Walks allowed:	5	Jacob Frost, at Houston (March 23, 2024)
		Owen Boerema, #15 OKLAHOMA STATE (April 19, 2024)
Strikeouts:	11	Owen Boerema, HOLY CROSS (Feb. 25, 2024)
Hits allowed:	9	at #8 Tennessee (March 5, 2024)
Doubles allowed:	3	(3 times)
Triples allowed:	1	(11 times)
Homers allowed:	4	Owen Boerema, at #8 Tennessee (March 5, 2024)
Wild pitches:	2	(5 times)
Hit batters:	3	Owen Boerema, TEXAS (March 30, 2024)
		Sam Roberts, at Northeastern (April 17, 2024)

THE LAST TIME...

A K-STATE HITTER HAD (SINGLE GAME)...	
Eight At-Bats	Four players, vs. Texas, 4/9/04
Seven At-Bats	Nick English/Chuck Ingram, vs. Cincinnati, 3/10/24
Six Hits	Jake Brown, vs. Hartford, 3/10/12
Five Hits	Brady Day, at Houston, 3/24/24
Four Hits	Brady Day, vs. UMass Lowell, 3/1/24
Five Runs	Mike Kindel, vs. Western Michigan, 3/2/10
Four Runs	Chuck Ingram, vs. Cincinnati, 3/10/24
Three Doubles	Cole Johnson, at Kansas, 4/16/23
Two Doubles	Nick English, vs. Texas, 3/28/24
Two Triples	Zach Kokoska, vs. Northern Illinois, 3/12/19
Two Grand Slams	Drew Mount, vs. Mercer, 3/9/18
Grand Slam	Nick English, vs. UMass Lowell, 3/2/24
Hit For the Cycle	Ross Kivett, vs. Nebraska, 3/26/14
Nine RBI	Drew Biery, at South Dakota State, 5/17/06
Eight RBI	Drew Mount, vs. Mercer, 3/9/18
Seven RBI	Jake Scudder, vs. Northwestern State, 3/8/17
Six RBI	Kyan Lodice/Kaelen Culpepper, at Kansas, 4/16/23
Five RBI	Nick English, vs. UMass Lowell, 3/2/24
10+ Total Bases	Raphael Pelletier, vs. #15 Oklahoma State, 4/20/24
Six Walks	Tanner Witt, vs. Omaha, 5/5/12
Five Walks	Tanner Witt, vs. Omaha, 5/5/12
Four Walks	Kaelen Culpepper, vs. South Dakota State, 3/13/24
Three Walks	Brady Day/Kyan Lodice, at Missouri State, 4/3/24
Four Strikeouts	Kyan Lodice, at #25 UCF, 4/5/24
Stole Home	Nick English, vs. Texas, 3/28/24
Four Stolen Bases	Max Brown, vs. Texas, 5/17/14
Three Stolen Bases	Brendan Jones, vs. Missouri State, 3/15/24
Three Home Runs	Jared Goedert, at South Dakota State, 5/17/06
Two Home Runs	Raphael Pelletier, vs. #15 Oklahoma State, 4/19/24
Two Home Runs in an Inning	Dominic Johnson, vs. UC Irvine, 4/22/22
Inside-the-Park Home Run	Dan Klein, at Kansas, 5/22/11
Leadoff Home Run (Game)	Brendan Jones, at TCU, 4/27/24
Leadoff Home Run (Inning)	Raphael Pelletier, vs. #15 Oklahoma State, 4/20/24
Walk-off Home Run	Chris Ceballos, vs. TCU, 5/22/21
Back-to-Back Home Runs	Brendan Jones, Chuck Ingram, vs. Georgetown, 2/18/23
Back-to-Back-to-Back Home Runs	Culpepper, Day, Goodwin, at Oklahoma State, 5/13/23
Pinch-Hit Home Run	Cash Rugely, vs. Stonehill, 3/4/23
Home Run from Both Sides	Brian Bobier, at Texas, 3/21/97
15-game hitting streak	Brady Day (18), 2024
20-game hitting streak	Adam Muenster (25), 2010
Walk-Off Hit	David Bishop, vs. #15 Oklahoma State, 4/19/24
Walk-Off Win	vs. #15 Oklahoma State, 4/19/24 (W, 6-5 (12))
Pinch-Hit Walk-Off Hit	Cris Tapia, vs. Texas Tech, 4/17/05

A K-STATE PITCHER HAD (SINGLE GAME)...

Perfect Game	Mark Arnold, vs. Ottawa, 4/21/69
No-Hitter	Parker Rigler, vs. Eastern Illinois, 3/5/17
Combined No-Hitter	J. Frost (7, starter) & J. Wentworth, vs. Cincinnati, 3/8/24
Combined One-Hitter	3 pitchers (Starter: Wicks), vs. Utah, 2/23/20
Two-Hitter	Levi MaVorhis, vs. Northern Colorado, 3/14/14
Combined Two-Hitter	2 pitchers (Starter: Ruh) vs. #20 Texas (25/23)
Three-Hitter	Nate Griep, vs. Oklahoma, 5/8/15
Combined Three-Hitter	2 pitchers (Starter: Boerema), vs. SEMO, 5/5/23
Complete Game	Jordan Wicks, at Texas, 4/14/19
Nine-Inning Complete Game	Jordan Wicks, at Texas, 4/14/19
Complete-Game Shutout	Jordan Wicks, at Texas, 4/14/19
15+ Strikeouts	Derek Andersen (15), vs. Kansas, 5/1/99
10+ Strikeouts	Owen Boerema (11), vs. Holy Cross, 2/25/24

A K-STATE TEAM (SINGLE GAME)...

Scored 30+ Runs	30, vs. St. Francis, 3/6/05
Scored 25+ Runs	25, STONEHILL, 3/4/23
Scored 20+ Runs	21, at Kansas, 4/16/23
Scored 10+ Runs in an Inning	11, vs. South Dakota State, 3/13/24
Had 25+ Hits	26, vs. North Dakota State, 3/14/05
Had 20+ Hits	20, vs. UMass Lowell, 3/2/24
Had 10 Doubles	10, vs. St. Francis, 3/6/05
Had Three Triples	vs. Northern Illinois, 3/12/19 (3)
Had Four Triples	vs. La Salle, 3/2/18 (4)
Had Seven Home Runs	at South Dakota State, 5/16/06
Had Six Home Runs	vs. South Dakota State, 3/9/21
Had Five Home Runs	vs. #24 West Virginia, 4/1/23
Had Four Home Runs	vs. Texas, 3/29/24
Two Grand Slams (2 diff. players)	at Stephen F. Austin, 2/20/23
Drew 15+ Walks	16, YOUNGSTOWN STATE, 3/10/23
Drew 10+ Walks	13, vs. South Dakota State, 3/13/24
Stole 10+ Bases	11, YOUNGSTOWN STATE, 3/10/23
Stole 5+ Bases	8, at Missouri State, 4/3/24
Had a Shut Out	vs. Cincinnati, 3/8/24 (4-0)
Had Two or Less Hits (Offense)	0, at Kansas (7 inn.), 5/15/21 (0-10)
Was No-Hit (Combined)	vs. Texas, 5/16/14
Was No-Hit (One Pitcher)	at Nebraska (9 Inn.), 5/1/24
Struck Out 15 batters	17, vs. Holy Cross, 2/24/24
Was Shut Out - Overall	at TCU, 4/26/24 (0-12)
Was Shut Out - At Home	SOUTH DAKOTA STATE, 3/10/20 (0-4)
Was Shut Out - On the Road	at TCU, 4/26/24 (0-12)
Played a 20-Inning Game	vs. Texas, 4/9/04
Defeated a Ranked Opponent	vs. #15 Oklahoma State, 4/20/24
Defeated a No. 1-Ranked Team	vs. #1 Texas, 5/7/10

TEAM RECORDS

MISCELLANEOUS

Games Played, Season: 64 in 2013 (45-19)

Games Won, Season: 45 in 2013 (45-19)

Games Lost, Season: 43 in 1994 (13-43)

Highest Winning Pct., Season: .857 in 1912 (12-2)

Lowest Winning Pct., Season: .100 in 1958 (2-18)

Home Games Won, Season: 30 in 1981 (30-6)

Home Games Lost, Season: 17 in 1979 (13-17)

Road Games Won, Season: 14 in 2023

Road Games Lost, Season: 26 in 1994 (3-26)

League Games Won, Season: 16 in 2013 (16-8)

League Games Lost, Season: 27 in 1994 (3-27)

Longest Winning Streak: 16 from 2/24/06 to 3/24/06

Longest Losing Streak: 16 from 3/21/03 to 4/15/03

Home Winning Streak: 21 from 5/13/05 to 3/31/06

Home Losing Streak: 10, 5/9/58 to 5/16/59

Road Winning Streak: 6, from 4/26/74 to 3/1/75 and from 4/3/09 to 4/25/09

Road Losing Streak: 19, from 5/8/83 to 4/23/84

Conference Winning Streak: 6, five occasions (1934; 1961; 4/12-4/26/68; 4/15-4/23/77; 5/5-5/18/13)

Conference Losing Streak: 15, two occasions (3/31-4/23/84; 3/29-4/19/86)

Most Games, Opponent: 362, Kansas

Most Wins, Opponent: 187, Kansas

Most Losses, Opponent: 205, Oklahoma

Most Consecutive Wins, Opponent: 24, Friends (1941-current)

Most Consecutive Losses, Opponent: 28, Oklahoma (1982-88)

LARGEST VICTORY MARGIN:

26, vs. St. Francis (30-4) on 3/6/05

LARGEST DEFEAT MARGIN:

27, vs. Kansas (31-4) in 1897

CONSECUTIVE WINS TO OPEN SEASON:

9, two times (1910; 1979)

CONSECUTIVE LOSSES TO OPEN SEASON:

8, (1973)

SINGLE-GAME RECORDS

BATTING

At-Bats: 72, vs. Texas (4/9/04)

Runs Scored: 30, vs. Missouri (1934) and vs. St. Francis (2005)

*28, vs. Friends (3/1/86) - 28-3

*28, vs. Missouri Western (2/9/96) - 28-7

Hits: 26, four occasions

vs. Missouri (4/21/34)

vs. Missouri Western (2/9/96)

vs. St. Francis (3/6/05)

vs. North Dakota State (3/14/05)

Doubles: 11, vs. St. Francis (3/6/05)

Triples: 5, vs. Benedictine (3/14/81)

Home Runs: 7, three occasions (most recent) vs. South Dakota State (5/16/06)

RBI: 27, vs. Western Michigan (3/2/10)

Total Bases: 47, two occasions vs. Benedictine (3/21/78) vs. Missouri Western (2/9/96)

Stolen Bases: 12, vs. Long Island (3/11/11)

Sacrifice Bunts: 5, vs. Nebraska (4/26/81)

Times Hit by Pitch: 8, at Wichita State (5/3/00)

FIELDING

Putouts: 60, vs. Texas (4/9/04)

Assists: 23, vs. Oral Roberts (3/30/16)

Errors: 9, three occasions vs. Haskell Institute (5/8/33) at Northern Iowa (4/26/94) vs. Miami-Ohio (3/14/02)

Total Chances: 71, vs. Troy State (3/1/03)

PITCHING

Strikeouts: 19, vs. Wayne State (3/18/76)

Perfect Game: *Mark Arnold, vs. Ottawa (4/21/69)

No-Hitters: Eight occasions

*Mark Arnold, vs. Ottawa (4/21/1969)

*Andy Replogle, vs. Creighton (3/23/1973)

*Stu Lindell, vs. Bethany (5/9/1974)

*Lon Ostrom, vs. Oklahoma State (4/3/1976)

*Robert Hoefler, vs. Baker (3/29/1978)

**Dave Christensen/Greg McNamara vs. Friends (2/24/1991)

**Chris Hmielewski, vs. Augustana (3/16/1991) Parker Rigler, vs. Eastern Illinois (3/5/2017)

*Seven Innings

**Five Innings

MISCELLANEOUS

Runs Scored, Both Teams: 49, vs. Oklahoma (4/13/86) - 22-27 (L)

Longest Game: 20 innings, vs. Texas (4/9/04)

SINGLE-SEASON RECORDS

BATTING

At-Bats: 2,126 in 2009 (62 games)

Runs Scored: 564 in 1988 (58 games)

Hits: 708 in 2013 (64 games)

Doubles: 145 in 1997 (56 games)

Triples: 38 in 1982 (56 games)

Home Runs: 89 in 2021 (57 games)

RBI: 477 in 1997 (56 games)

Total Bases: 1,099 in 1997 (56 games)

Batting Average: .339 in 1988 (58 games)

Slugging Percentage: .536 in 1997 (56 games)

On-Base Percentage: .447 in 1988 (58 games)

Stolen Bases: 149 in 2009 (62 games)

Stolen Base Attempts: 194 in 2009 (62 games)

Times Caught Stealing: 53 in 2013 (64 games)

Sacrifice Bunts: 64 in 2011 (61 games)

Sacrifice Flies: 40 in 2013 (64 games)

Walks: 382 in 1995 (53 games)

Strikeouts: 571 in 2021 (57 games)

Times Hit by Pitch: 110 in 2010 (59 games)

FIELDING

Putouts: 1,707 in 2013 (64 games)

Assists: 732 in 2013 (64 games)

Errors:

Least: 45, two occasions

1967 (29 games), 1968 (29 games)

Most: 134 in 1986 (58 games)

Total Chances: 2,503 in 2013 (64 games)

Double Plays: 64 in 2009 (62 games)

Runners Left on Base: 553 in 2013 (64 games)

Highest Fielding Pct.: .976 in 2012

Lowest Fielding Pct.: .934 in 1951 (15 games)

PITCHING

Innings Pitched: 569.0 in 2013 (64 games)

Hits Allowed:

Least: 148 in 1959 (13 games)

Most: 630 in 2003 (52 games)

Runs Allowed:

Least: 108 in 1961 (20 games)

Most: 494 in 1994 (56 games)

Earned Runs Allowed:

Least: 77 in 1966 (33 games)

Most: 394 in 1994 (56 games)

Doubles Allowed:

Least: 22 in 1966 (33 games)

Most: 136 in 1999 (55 games)

Triples Allowed:

Least: 4 in 1980 (44 games)

Most: 33 in 1994 (56 games)

Home Runs Allowed:

Least: 7, two occasions

1961 (20 games), 1967 (29 games)

Most: 66, two occasions

2002 (55 games), 2010 (59 games)

Walks:

Least: 76 in 1964 (23 games)

Most: 393 in 1994 (56 games)

Strikeouts:

Least: 38 in 1959 (13 games)

Most: 541 in 2021 (57 games)

Hit Batters: 71, 2003 (52 games)

Wild Pitches: 69 in 1988 (58 games)

Balks: 14 in 2003 (52 games)

Passed Balls: 29 in 1996 (54 games)

Opponent Batting Avg.:

Lowest: .216 in 1968 (31 games)

Highest: .335 in 2003 (52 games)

ERA:

Lowest: 2.93 in 1966 (236.1 IP)

Highest: 9.89 in 1959 (91.0 IP)

Shutouts Pitched: 8 in 1969 (32 games)

Complete Games: 31, two occasions 1976 (54 games) 1977 (51 games)

Saves: 19 in 2013 (64 games)

HOMERUNS

Player	Total	VS.		RUNNERS ON				OUTS			TIED	Game	GO-Ahead	Date	LAST HOME RUN		
		LHP	RHP	HOME	R/N	0	1	2	3	0					1	2	Opp.
Bishop	2	--	2	1	1	1	--	--	1	--	1	--	--	4/17	at NU	Gemma	
Culpepper	8	2	6	4	4	4	3	1	--	2	3	3	1	4/27	at TCU	Hampton	
Day	7	--	7	6	1	3	4	--	--	2	5	--	1	4/17	at NU	Gemma	
Dean	--	--	--	--	--	--	--	--	--	--	--	--	--	--	--	--	
English	2	--	2	2	--	1	--	1	--	--	3	--	--	4/19	OSU	Cranz	
Ingram	9	1	8	6	3	7	2	--	--	3	2	4	--	1	4/27	at TCU	Rodriguez
Jones	7	1	6	3	4	3	4	--	--	5	--	2	2	4/27	at TCU	Parker	
Karl	--	--	--	--	--	--	--	--	--	--	--	--	--	--	--	--	
Loblimer	3	1	2	3	--	--	2	1	--	--	1	2	--	--	3/3	UML	Foley
Lodice	2	--	2	2	--	2	--	--	--	1	1	--	--	--	3/28	TEXAS	Hamilton
Parsons	1	--	--	1	--	--	1	--	--	--	1	--	--	--	--	--	
Pelletier	9	2	7	7	2	6	2	1	--	4	2	3	3	--	4/20	OSU	Holiday
Phillips	1	--	1	--	1	1	--	--	--	--	1	--	--	--	3/5	at Tennessee	Behnke
Putz	--	--	--	--	--	--	--	--	--	--	--	--	--	--	--	--	
Queck	--	--	--	--	--	--	--	--	--	--	--	--	--	--	--	--	
Rivera	2	--	2	1	1	1	1	--	--	1	--	1	1	1	2/23	Holy Cross	Wywoda
Salinas	--	--	--	--	--	--	--	--	--	--	--	--	--	--	--	--	
Schwalbach	1	--	1	1	--	1	--	--	--	1	--	--	--	--	3/17	MO. ST.	Schissler
Wilson	--	--	--	--	--	--	--	--	--	--	--	--	--	--	--	--	
TOTAL	54	7	47	37	17	30	20	3	1	21	14	19	8	4			

Pinch-Hit

Grand Slam

Pinch-Hit Grand Slam

Multi-Homer Game

Back-To-Back

Back-To-Back-To-Back

Lead off the Game

Inside-The-Park

Walk-Off

Last: Mason Schwalbach (3/17/23 vs. MISSOURI STATE)

Last: Nick English (3/2/24 vs. UMASS LOWELL)

Last: Cash Rugely (3/4/23 vs. Stonehill)

Last: Raphael Pelletier (4/20/24 vs. #15 OKLAHOMA STATE)

Last: Brendan Jones/Chuck Ingram (2/18/24 vs. Georgetown)

Last: Kaelen Culpepper/Brady Day/Nick Goodwin (5/13/23 at Oklahoma State)

Last: Brendan Jones (4/27/24 at TCU)

Last: Dan Klein (5/22/11 at Kansas)

Last: Cole Johnson (4/10/23 vs. Creighton)

Season Total: 1

Season Total: 1

Season Total: 0

Season Total: 3

Season Total: 0

Season Total: 0

Season Total: 2

Season Total: 0

Season Total: 0

HR BY POSITION

C	1B	2B	3B	SS	LF	CF	RF	DH	P	PH
10	3	7	3	8	9	7	4	2	--	1

HR BY INNING

1	2	3	4	5	6	7	8	9	X
7	4	8	3	4	9	5	10	3	1

HR BY BATTING ORDER

1	2	3	4	5	6	7	8	9
10	6	4	10	2	5	4	10	3

HOME RUN TRACKER

#	PLAYER	DATE // OPPONENT
1	Brendan Jones	2/16 // vs. Cal
2	Kaelen Culpepper	2/18 // vs. Georgetown
3	Brendan Jones (2)	2/18 // vs. Georgetown
4	Chuck Ingram	2/18 // vs. Georgetown
5	Danniel Rivera	2/20 // at Arizona State
6	Kaelen Culpepper (2)	2/20 // at Arizona State
7	Jayden Loblimer	2/23 // HOLY CROSS
8	Danniel Rivera (2)	2/23 // HOLY CROSS
9	Raphael Pelletier	2/23 // HOLY CROSS
10	Kaelen Culpepper (3)	2/24 // HOLY CROSS
11	Brady Day	2/24 // HOLY CROSS
12	Chuck Ingram (2)	2/24 // HOLY CROSS
13	Jayden Loblimer (2)	2/25 // HOLY CROSS
14	Brady Day (2)	3/1 // UMASS LOWELL
15	Brady Day (3)	3/1 // UMASS LOWELL
16	Kaelen Culpepper (4)	3/1 // UMASS LOWELL
17	Brendan Jones (3)	3/2 // UMASS LOWELL
18	Raphael Pelletier (2)	3/2 // UMASS LOWELL
19	Nick English**	3/2 // UMASS LOWELL
20	Jayden Loblimer (3)	3/3 // UMASS LOWELL
21	Cayden Phillips	3/5 // #8 Tennessee
22	Brady Day (4)	3/8 // CINCINNATI
23	Raphael Pelletier (3)	3/8 // CINCINNATI
24	Brady Day (5)	3/10 // CINCINNATI
25	Chuck Ingram (3)	3/10 // CINCINNATI
26	Kyan Lodice	3/10 // CINCINNATI
27	Brendan Jones (4)	3/10 // CINCINNATI
28	Chuck Ingram (4)	3/13 // SOUTH DAKOTA STATE
29	Raphael Pelletier (4)	3/15 // MISSOURI STATE
30	Brendan Jones (5)	3/15 // MISSOURI STATE
31	Chuck Ingram (5)	3/16 // MISSOURI STATE
32	Brady Day (6)	3/16 // MISSOURI STATE
33	Mason Schwalbach	3/17 // MISSOURI STATE
34	David Bishop	3/28 // TEXAS
35	Kaelen Culpepper (5)	3/28 // TEXAS
36	Kyan Lodice (2)	3/28 // TEXAS
37	Chuck Ingram (6)	3/29 // TEXAS

38	Raphael Pelletier (5)	3/29 // TEXAS
39	Kaelen Culpepper (6)	3/29 // TEXAS
40	Chuck Ingram (7)	3/29 // TEXAS
41	Kaelen Culpepper (7)	4/3 // at Missouri State
42	Brendan Jones (6)	4/5 // at #25 UCF
43	Raphael Pelletier (6)	4/6 // at #25 UCF
44	Raphael Pelletier (7)	4/14 // at Oklahoma
45	Chuck Ingram (8)	4/14 // at Oklahoma
46	Brady Day (7)	4/17 // at Northeastern
47	David Bishop (2)	4/17 // at Northeastern
48	Nick English (2)	4/19 // #15 OKLAHOMA STATE
49	Raphael Pelletier (8)	4/20 // #15 OKLAHOMA STATE
50	Raphael Pelletier (9)	4/20 // #15 OKLAHOMA STATE
51	Jaden Parsons	4/20 // #15 OKLAHOMA STATE
52	Chuck Ingram (9)	4/27 // at TCU
53	Brendan Jones (7)	4/27 // at TCU
54	Kaelen Culpepper (8)	4/27 // at TCU

** Grand Slam

CAREER HR BREAKDOWN

PLAYER	1R	2R	3R	GS	TOTAL
Culpepper	12	7	4	--	23
Pelletier	14	3	2	--	19
Jones	6	7	--	1	14
Day	6	5	--	--	11
Ingram	7	2	--	--	9
Salinas	4	3	--	--	7
Lodice	4	--	--	1	5
Loblimer	--	2	1	--	3
Rivera	1	1	--	--	2
English	1	--	--	1	2
Bishop	1	1	--	--	2
Phillips	1	--	--	--	1
Schwalbach	1	--	--	--	1
Parsons	--	1	--	--	1

HITTING STATS

HITTING BY SERIES

TEAM	W-L	AVG	R	H	2B	3B	HR	RBI	BB	SO	SB-ATT	W/RISP	W/2OUT	2-OUT RBI
MLB	2-1	.273	16	27	6	3	4	16	14	29	1-2	11-32 (.344)	14-38 (.368)	12
Arizona State	0-1	.226	6	7	0	0	2	6	12	11	6-6	1-8 (.125)	5-15 (.333)	5
Holy Cross	2-1	.302	32	32	5	0	7	29	26	20	18-18	14-49 (.286)	13-38 (.342)	12
UMASS Lowell	3-0	.364	37	39	9	1	7	35	24	26	10-11	18-49 (.367)	16-36 (.444)	19
Tennessee	0-1	.242	5	5	8	2	0	1	7	9	0-0	3-10 (.300)	4-12 (.333)	2
Clemson	0-1	.278	3	10	1	0	0	3	5	10	0-0	1-11 (.091)	1-10 (.100)	0
Cincinnati	2-1	.319	25	38	6	0	6	22	22	20	5-7	12-39 (.308)	9-38 (.237)	6
South Dakota State	1-0	.405	16	15	3	2	1	13	13	8	3-3	7-16 (.438)	10-17 (.588)	7
Missouri State	4-0	.321	38	44	9	2	6	33	25	29	15-19	13-48 (.271)	10-41 (.244)	10
Wichita State	2-0	.347	14	25	5	0	0	14	5	12	0-2	10-38 (.357)	8-23 (.348)	4
Houston	3-0	.273	20	30	4	1	0	17	15	27	7-10	12-45 (.267)	9-35 (.257)	6
Texas	1-2	.370	28	44	7	2	7	26	14	23	6-8	11-38 (.289)	14-39 (.359)	9
UCF	1-2	.180	9	16	1	1	2	9	14	25	5-6	0-19 (.000)	3-28 (.107)	0
Oklahoma	0-3	.245	16	26	6	1	2	14	6	30	5-5	6-25 (.240)	10-38 (.263)	5
UConn	0-1	.172	0	5	1	0	0	0	3	8	0-1	0-3 (.000)	1-9 (.111)	0
Northeastern	1-0	.225	9	9	2	0	2	6	8	10	5-5	3-13 (.231)	4-15 (.267)	5
Oklahoma State	2-1	.259	17	30	6	0	4	16	10	32	10-10	8-31 (.258)	10-40 (.250)	8
Omaha	1-0	.286	6	8	3	0	0	5	11	5	4-4	3-14 (.214)	3-11 (.273)	1
TCU	1-2	.245	10	24	4	0	3	9	20	32	4-6	2-23 (.087)	7-32 (.219)	0
Nebraska	0-1	.000	0	0	0	0	0	0	2	12	0-0	0-1 (.000)	0-4 (.000)	0
KU														
West Virginia														
BYU														

HITTING STREAKS

PLAYER	Current	Season	Career
Bishop	--	6	6
Culpepper	--	9	12
Day	--	18	18
Dean	--	--	--
English	--	6	6
Ingram	--	8	8
Jones	--	5	7
Karl	--	--	--
Lobliner	--	4	4
Lodice	--	5	7
Parsons	--	9	9
Pelletier	--	11	11
Phillips	--	4	4
Putz	--	--	--
Queck	--	2	3
Rivera	--	4	4
Salinas	--	--	8
Schwalbach	--	2	2

MULTI-HIT GAMES

PLAYER	2	3	4	5+	TOT
Bishop	8	--	1	--	9
Culpepper	10	7	--	--	17
Day	13	3	1	1	18
English	8	3	--	--	11
Ingram	7	8	1	--	16
Jones	10	4	--	--	14
Karl	--	--	--	--	--
Lobliner	6	1	--	--	7
Lodice	2	1	--	--	3
Parsons	6	--	--	--	6
Pelletier	3	2	--	--	5
Phillips	2	--	--	--	2
Putz	--	--	--	--	--
Queck	--	--	--	--	--
Rivera	4	1	--	--	5
Salinas	--	--	--	--	--
Schwalbach	--	--	--	--	--
TEAM	79	30	3	1	113

TWO-OUT RBI

PLAYER	2024	CAREER
Bishop	7	7
Culpepper	11	25
Day	15	28
Dean	--	--
English	14	14
Ingram	14	14
Jones	12	22
Karl	--	--
Lobliner	11	12
Lodice	2	7
Parsons	4	4
Pelletier	9	21
Phillips	6	8
Putz	--	--
Queck	--	--
Rivera	5	5
Salinas	--	4
Schwalbach	1	1
TOTAL	111	175

ON-BASE STREAKS

PLAYER	Current	Season	Career
Bishop	--	6	6
Culpepper	--	17	17
Day	--	37	37
Dean	--	--	--
English	--	20	20
Ingram	6	18	18
Jones	--	20	24
Karl	--	2	2
Lobliner	3	12	12
Lodice	--	6	13
Parsons	--	9	9
Pelletier	--	29	32
Phillips	--	4	4
Putz	--	--	--
Queck	--	3	5
Rivera	3	13	13
Salinas	--	--	13
Schwalbach	--	2	2

MULTI-RBI GAMES

PLAYER	2	3	4	5+	TOT
Bishop	2	--	--	--	2
Culpepper	5	2	2	--	9
Day	10	2	1	1	14
Dean	--	--	--	--	--
English	2	3	--	1	6
Ingram	2	2	--	--	4
Jones	6	2	--	--	8
Karl	--	--	--	--	--
Lobliner	2	1	--	1	4
Lodice	3	--	--	--	3
Parsons	2	--	--	--	2
Pelletier	7	2	--	--	9
Phillips	1	1	--	--	2
Putz	--	--	--	--	--
Queck	--	--	--	--	--
Rivera	2	1	1	--	4
Salinas	--	--	--	--	--
Schwalbach	--	--	--	--	--
TEAM	44	16	4	3	67

W/RISP

PLAYER	H	AB	AVG
Bishop	9	36	.250
Culpepper	18	63	.286
Day	22	65	.338
Dean	--	--	--
English	14	58	.241
Ingram	9	50	.180
Jones	17	53	.321
Karl	--	--	--
Lobliner	11	26	.423
Lodice	3	22	.136
Parsons	6	19	.316
Pelletier	12	43	.279
Phillips	3	17	.176
Putz	--	--	--
Queck	1	2	.500
Rivera	9	37	.243
Salinas	0	1	.000
Schwalbach	1	9	.111
TEAM	135	502	.269

PINCH HITTING

PLAYER	AVG	AB	H	HR	RBI
Bishop	.000	1	0	0	0
English	.000	0	0	0	1
Karl	.000	2	0	0	0
Lobliner	.000	3	0	0	0
Lodice	.333	3	1	0	0
Parsons	.750	4	3	0	2
Phillips	.167	6	1	0	2
Queck	.250	4	1	0	1
Rivera	.167	6	1	0	4
Salinas	.000	1	0	0	0
Schwalbach	.400	5	2	1	1
TEAM	.257	35	9	1	9

BUNT SINGLES

PLAYER	No.
Jones	5
Parsons	5
Day	1
Bishop	1

OUTFIELD ASSISTS

PLAYER	No.
Chuck Ingram	4
Jones	2

MISCELLANEOUS STATS

COME-FROM-BEHIND WINS

Date	Opponent	Biggest Deficit	Final Score
2/23	HOLY CROSS	4	17-11
3/10	CINCINNATI	4	14-13
3/13	SOUTH DAKOTA STATE	4	16-5
3/15	MISSOURI STATE	1	3-2
3/16	MISSOURI STATE	4	12-6
3/19	at Wichita State	3	8-6
3/22	at Houston	3	5-3
3/23	at Houston	3	6-5
3/28	TEXAS	3	14-6
4/10	WICHITA STATE	3	6-3
4/19	#15 OKLAHOMA STATE	2	6-5
4/23	OMAHA	1	6-4

GAME-WINNING RBI (TIED OR TRAILED IN 6TH INN. OR LATER)

Date	Opponent	Player	Play	Final Score
2/23	HOLY CROSS	Jayden Lobliner	2-RBI single in 6th	17-11
3/10	CINCINNATI	Nick English	RBI-single in 12th	14-13
3/13	SOUTH DAKOTA STATE	Brady Day	RBI Walk	16-5
3/16	MISSOURI STATE	Cayden Phillips	2-RBI single in 7th	12-6
3/19	at Wichita State	Chuck Ingram	2-RBI double in 6th	8-6
3/22	at Houston	Raphael Pelletier	2-RBI single in 6th	5-3
3/23	at Houston	Chuck Ingram	RBI single in 8th	6-5
3/24	at Houston	Jaden Parsons	RBI single in 7th	9-3
3/28	TEXAS	Nick English	2-RBI double in 2nd	14-6
4/10	WICHITA STATE	Daniel Rivera	2-RBI double in 8th	6-3
4/19	#15 OKLAHOMA STATE	David Bishop	RBI single in 12th	6-5

WALK-OFF WINS

Date	Opponent	Player	Play	Final Score
3/10	CINCINNATI	Nick English	RBI-single in 12th	14-13
4/19	#15 OKLAHOMA STATE	David Bishop	RBI single in 12th	6-5

BIG INNINGS (4+ RUNS/9+ BATTERS TO THE PLATE)

Date	Opponent	Inning	Runs	To The Plate
2/23	HOLY CROSS	3	5	11
2/23	HOLY CROSS	6	5	8
2/23	HOLY CROSS	8	4	9
3/1	UMASS LOWELL	5	4	9
3/2	UMASS LOWELL	3	6	10
3/2	UMASS LOWELL	8	6	9
3/3	UMASS LOWELL	5	4	9
3/10	CINCINNATI	1	4	8
3/13	SOUTH DAKOTA STATE	2	11	16
3/16	MISSOURI STATE	7	8	11
3/17	MISSOURI STATE	6	5	8
3/19	at Wichita State	6	6	10
3/23	at Houston	8	4	9
3/24	at Houston	8	5	11
3/28	TEXAS	2	8	14
4/10	WICHITA STATE	8	4	8
4/12	at Oklahoma	7	4	8
4/13	at Oklahoma	6	4	9
4/14	at Oklahoma	5	4	8
4/23	OMAHA	3	4	10

WIN-LOSS MARGIN

	1	2	3	4	5	6	7	8	9	10+
K-State	5	4	2	3	--	3	--	2	2	2
Opponent	1	--	6	1	2	--	2	1	--	3

RUNS BY INNING

	1	2	3	4	5	6	7	8	9	EX	TOT
K-State	30	36	42	18	30	51	44	41	7	8	307
Opponents	31	31	55	35	29	28	18	29	21	8	285

Record when team scores:

Runs	0	1	2	3	4	5	6	7	8	9	10+
W-L	0-3	0-1	0-0	0-3	2-4	2-2	6-1	3-2	2-0	2-0	9-2

Record when opponent scores:

Runs	0	1	2	3	4	5	6	7	8	9	10+
W-L	1-0	2-0	1-0	8-0	4-1	3-0	4-4	0-2	1-3	0-1	2-7

Record when leading after:

Inn.	1	2	3	4	5	6	7	8
W-L	6-3	11-4	17-1	18-1	15-1	19-0	21-0	24-0

Record when trailing after:

Inn.	1	2	3	4	5	6	7	8
W-L	7-3	8-8	5-15	6-16	7-16	5-17	3-16	1-17

Record when tied after:

Inn.	1	2	3	4	5	6	7	8
W-L	13-12	7-6	4-2	2-1	4-1	2-1	2-2	1-1

Current losing streak: 1
 Longest winning streak: 10
 Longest losing streak: 4
 Home attendance : 41888 (21 dates avg = 1994)
 Away attendance : 48713 (23 dates avg = 2117)
 Total attendance: 90601 (44 dates avg = 2059)
 Total attendance: 74619 (39 dates avg = 1913)

RECORD WHEN...

	Home	Away	Neutral	Overall
Overall	16-5	8-12	2-1	26-18
Conference	5-4	5-7	0-0	10-11
Non-Conf	11-1	3-5	2-1	16-7

BY PITCHER

vs Left Starter	3-1	3-5	2-0	8-6
vs Right Starter	13-4	5-7	0-1	18-12

BY RUNS

1-Run games	3-0	3-1	1-0	7-1
2-Run games	1-1	2-0	1-0	4-1
5+Run games	9-1	1-7	0-0	10-8
Extra inns	2-1	1-0	0-0	3-1
Shutouts	1-0	0-3	0-0	1-3
Scoring 0-2 runs	0-0	0-4	0-0	0-4
Scoring 3-5 runs	2-2	2-6	0-1	4-9
Scoring 6-9 runs	5-1	6-2	2-0	13-3
Scoring 10+ runs	9-2	0-0	0-0	9-2
Opponent 0-2 runs	4-0	0-0	0-0	4-0
Opponent 3-5 runs	8-0	6-1	1-0	15-1
Opponent 6-9 runs	2-2	2-7	1-1	5-10
Opponent 10+ runs	2-3	0-4	0-0	2-7

BY INNING

Scored in 1st inn.	6-2	4-1	1-0	11-3
Scores first	4-2	5-4	2-0	11-6
Opp. scored in 1st inn.	7-1	2-3	0-0	9-4
Opp. scores first	12-3	3-8	0-1	15-12
After 6 leading	12-0	6-0	1-0	19-0
After 6 trailing	3-4	2-12	0-1	5-17
After 6 tied	0-1	1-0	1-0	2-1
After 7 leading	13-0	7-0	1-0	21-0
After 7 trailing	2-4	1-11	0-1	3-16
After 7 tied	2-1	0-1	0-0	2-2
After 8 leading	14-0	8-0	2-0	24-0
After 8 trailing	1-4	0-12	0-1	1-17
After 8 tied	1-1	0-0	0-0	1-1

BY STATS

Hit 0 home runs	2-3	4-7	1-0	7-10
Hit 1 home run	5-0	2-3	0-1	7-4
Hit 2+ home runs	9-2	2-2	1-0	12-4
Opponent 0 home runs	5-1	4-3	0-1	9-5
Opponent 1 home run	6-0	3-5	1-0	10-5
Opponent 2+ HRs	5-4	1-4	1-0	7-8
Made 0 errors	9-0	4-2	1-0	14-2
Made 1 error	5-2	2-5	1-1	8-8
Made 2+ errors	2-3	2-5	0-0	4-8
Opp. made 0 errors	4-1	2-3	2-1	8-5
Opp. made 1 error	7-1	4-7	0-0	11-7
Opp. made 2+ errors	5-3	2-3	0-0	7-6
Out-hit opponent	14-2	4-3	2-0	20-5
Out-hit by opponent	2-2	1-9	0-1	3-12
Hits are tied	0-1	3-0	0-0	3-1

BY TIME

Day	10-3	4-4	2-0	16-7
Night (after 5 p.m.)	6-2	4-8	0-1	10-11

BY DAY

Monday	0-0	0-0	0-0	0-0
Tuesday	1-0	1-3	0-0	2-3
Wednesday	2-0	2-2	0-0	4-2
Thursday	1-0	0-0	0-0	1-0
Friday	5-1	1-3	0-1	6-5
Saturday	3-3	3-2	1-0	7-6
Sunday	4-1	1-2	1-0	6-3
Series Opener (weekend)	6-0	1-3	0-0	7-3
Middle Game	3-3	2-2	0-0	5-5
Series Finale	4-2	2-2	0-0	6-4
Rubber Game	2-1	0-1	0-0	2-2
Going for Sweep	2-1	1-0	0-0	3-1
Doubleheaders	0-0	0-0	0-0	0-0

BY MONTH

February	2-1	0-1	2-1	4-3
March	10-3	4-2	0-0	14-5
April	4-1	4-8	0-0	8-9
May	0-0	0-1	0-0	0-1

BY CONFERENCE

vs. Atlantic Coast	0-0	0-1	1-0	1-1
vs. American	1-0	1-0	0-0	2-0
vs. America East	3-0	0-0	0-0	3-0
vs. Big East	0-0	0-1	1-0	1-1
vs. Big Ten	0-0	0-1	0-0	0-1
vs. Coastal Athletic	0-0	1-0	0-0	1-0
vs. Missouri Valley	3-0	1-0	0-0	4-0
vs. Pac 12	0-0	0-1	0-1	0-2
vs. Patriot	2-1	0-0	0-0	2-1
vs. SEC	0-0	0-1	0-0	0-1
vs. Summit	2-0	0-0	0-0	2-0

PITCHING STATS

STARTER BREAKDOWN

PITCHER	STARTS	QS	IP/START	#P/START	RUNS/FOR	RUNS/START	TEAM RECORD
26 Boerema	13	2	4.2	83	6.6	3.1	8-5
39 Wintroub	10	1	4.0	73	7.4	3.1	6-4
45 Frost	7	1	4.1	86	9.6	3.7	5-2
23 Ruhl	5	1	2.1	48	5.4	2.8	2-3
10 Dean	3	0	2.6	49	5.3	3.3	1-2
30 Wentworth	2	1	4.2	85	5.5	3.5	1-1
35 Evans	2	0	2.2	44	5.5	3.5	1-1
32 Guyette	1	0	0.0	17	16.0	4.0	1-0
6 Buss	1	0	3.0	53	6.0	3.0	1-0

STAFF BY SERIES

	G	W-L/S	ERA	IP	H	R	ER	BB	SO
MLB	3	2-1/2	5.19	26.0	22	16	15	10	32
Arizona State	1	0-1/0	10.12	8.0	10	9	9	6	14
Holy Cross	3	2-1/2	7.71	28.0	33	28	24	14	39
UMASS Lowell	3	3-0/0	1.33	27.0	21	5	4	7	29
Tennessee	1	0-1/0	16.88	8.0	17	15	15	4	7
Clemson	1	0-1/0	5.62	8.0	8	8	5	6	9
Cincinnati	3	2-1/0	6.90	30.0	29	24	23	15	31
South Dakota St.	1	1-0/0	5.00	9.0	5	5	5	2	11
Missouri State	4	4-0/1	3.75	36.0	30	16	15	11	41
Wichita State	2	2-0/2	4.50	18.0	17	9	9	1	12
Houston	3	3-0/1	3.33	27.0	17	11	10	12	28
Texas	3	1-2/0	9.00	27.0	38	33	27	9	28
UCF	3	1-2/1	4.68	25.0	27	16	13	6	31
Oklahoma	3	0-3/0	9.49	24.2	37	31	26	16	20
UConn	1	0-14/0	3.38	8.0	6	4	3	3	9
Northeastern	1	1-0/0	4.09	11.0	9	8	5	3	14
Oklahoma State	3	2-1/0	3.60	30.0	21	13	12	19	27
Omaha	1	1-0/1	3.00	9.0	7	4	3	7	6
TCU	3	1-2/1	7.56	25.0	32	22	21	13	20
Nebraska	1	0-0/0	7.88	8.0	12	8	7	3	5
KU									
West Virginia									
BYU									

STARTERS BY SERIES

	G	W-L	ERA	IP	H	R	ER	BB	SO
MLB	3	1-0	3.21	14.0	10	6	5	6	14
Arizona State	1	0-0	7.71	4.1	4	4	4	4	9
Holy Cross	3	1-0	12.38	8.0	11	11	11	8	14
UMASS Lowell	3	2-0	1.29	14.0	10	3	2	3	16
Tennessee	1	0-1	27.00	3.0	9	9	9	2	4
Clemson	1	0-1	15.00	3.0	4	5	5	1	2
Cincinnati	3	1-0	8.44	10.2	11	10	10	6	9
South Dakota St.	1	0-0	99.00	0.0	2	4	4	1	0
Missouri State	4	2-0	4.00	18.0	18	8	8	2	14
Wichita State	2	0-0	9.00	5.0	8	5	5	1	1
Houston	3	0-0	5.14	14.0	9	9	8	9	14
Texas	3	1-1	6.60	15.0	17	14	11	5	14
UCF	3	1-1	3.38	13.1	12	8	5	4	16
Oklahoma	3	0-2	18.36	8.1	20	19	17	8	7
UConn	1	0-0	0.00	1.0	0	0	0	1	2
Northeastern	1	0-0	0.00	4.1	2	0	0	2	6
Oklahoma State	3	1-1	3.86	14.0	9	7	6	7	14
Omaha	1	0-0	4.60	4.0	5	3	2	2	2
TCU	3	1-2	12.60	10.0	14	14	14	5	7
Nebraska	1	0-1	0.00	2.1	2	1	0	1	3
KU									
West Virginia									
BYU									

BULLPEN BY SERIES

	G	W-L/S	ERA	IP	H	R	ER	BB	SO
MLB	3	1-1/2	7.50	12.0	12	10	10	4	18
Arizona State	1	0-1/0	13.50	3.1	6	5	5	2	5
Holy Cross	3	1-1/0	5.85	20.0	22	17	13	6	25
UMASS Lowell	3	1-0/0	1.38	13.0	11	2	2	4	13
Tennessee	1	0-0/0	10.80	5.0	8	6	6	2	3
Clemson	1	0-0/0	0.00	5.0	2	3	0	5	7
Cincinnati	3	1-1/0	6.05	19.1	18	14	13	9	22
South Dakota St.	1	1-0/0	1.00	9.0	3	1	1	1	11
Missouri State	4	2-0/1	3.50	18.0	12	8	7	9	27
Wichita State	2	2-0/2	2.77	13.0	9	4	4	0	11
Houston	3	3-0/1	1.38	13.0	8	2	2	3	14
Texas	3	0-1/0	12.00	12.0	21	19	16	4	14
UCF	3	0-1/1	6.17	11.2	15	8	8	2	15
Oklahoma	3	0-1/0	4.96	16.1	17	12	9	8	13
UConn	1	0-1/0	3.86	7.0	6	4	3	2	7
Northeastern	1	1-0/0	6.75	6.2	7	8	5	1	8
Oklahoma State	3	1-0/0	3.38	16.0	12	6	6	12	13
Omaha	1	1-0/1	1.80	5.0	2	1	1	5	4
TCU	3	0-0/1	4.20	15.0	18	8	7	8	13
Nebraska	1	0-0/0	11.12	5.2	10	7	7	2	2
KU									
West Virginia									
BYU									

STARTER/RELIEVER SPLITS

	W-L/S	ERA	IP	H	R	ER	BB	SO
Starters	11-10	6.80	166.2	177	140	126	78	168
Bullpen	15-8/11	4.98	226.0	221	145	125	89	245
TOTAL	26-18/11	5.75	392.2	398	285	251	167	413

STARTER/RELIEVER SPLITS - BIG 12

	W-L/S	ERA	IP	H	R	ER	BB	SO
Starters	5-7	7.49	85.1	92	81	71	44	81
Bullpen	5-4/3	5.31	103.1	109	69	61	46	104
TOTAL	10-11/3	6.30	188.2	201	150	132	90	185

STARTERS BY LOCATION

	G	W-L	ERA	IP	H	R	ER	BB	SO
Home	21	7-2	6.06	84.2	87	63	57	34	83
Away/Neutral	23	4-8	7.57	82.0	90	77	69	44	85

BULLPEN BY LOCATION

	G	W-L/S	ERA	IP	H	R	ER	BB	SO
Home	21	9-3/5	4.45	111.1	99	64	55	44	123
Away/Neutral	23	6-5/6	5.49	114.2	122	81	70	45	122

STARTERS BY MONTH

	G	W-L	ERA	IP	H	R	ER	BB	SO
February	7	2-0	6.75	26.2	25	21	20	18	37
March	19	5-3	6.84	77.2	82	64	59	30	72
April	17	4-6	7.05	60.0	68	54	47	29	56
May	1	0-1	0.00	2.1	2	1	0	1	3

BULLPEN BY MONTH

	G	W-L/S	ERA	IP	H	R	ER	BB	SO
February	7	2-3/4	7.13	35.1	40	32	28	12	48
March	19	9-2/3	4.48	94.1	84	55	47	31	108
April	17	4-3/4	4.27	90.2	87	51	43	44	87
May	1	0-0/0	11.12	5.2	10	7	7	2	2

MISC PITCHING STATS

PITCHER	K/9	WHIP	SV/OPP	IRS/IR
Arther	5.4	1.47	--	11/0
Blazer	--	--	--	--
Boerema	10.1	1.68	--	0/0
Buss	5.5	1.39	--	5/3
Dean	8.6	1.57	1/1	19/6
Evans	6.8	1.80	--	0/0
Frost	7.6	1.73	--	6/2
Gnibus	--	--	--	--
Guyette	9.0	3.80	--	0/0
Lee	--	--	--	--
Martinez	12.6	2.50	--	5/2
Neighbors	12.7	1.16	4/4	9/4
Putz	--	--	--	--
Roberts	9.4	1.65	--	7/0
Rosin	--	--	--	--
Ruhl	7.1	2.21	--	0/0
Slack	10.1	1.50	--	4/0
Stuewe	--	--	--	--
Wentworth	13.1	0.97	6/6	15/4
Wintroub	10.1	1.67	--	2/0
Wisembaker	8.6	1.55	--	16/9
TOTAL	8.8	1.58	11/11	99/30

STARTER/BULLPEN STATS

STARTING PITCHER STATS

26 Boerema, Owen	5.43	4-3	13	13	0	0/0	0	59.2	56	40	36	32	67	12	1	11	.246	0	12	0	3	0
39 Wintroub, Josh	5.82	2-2	10	10	0	0/0	0	38.2	48	29	25	11	43	8	2	7	.291	2	4	0	2	0
30 Wentworth, Jackson	6.52	1-1	2	2	0	0/0	0	9.2	7	7	7	2	13	1	0	1	.200	2	2	0	0	1
45 Frost, Jacob	6.75	2-0	7	7	0	0/1	0	30.2	28	26	23	16	26	8	0	6	.237	0	5	0	0	3
10 Dean, Blake	8.31	1-1	3	3	0	0/0	0	8.2	10	10	8	4	7	1	0	2	.270	0	1	0	0	0
6 Buss, Mason	9.00	0-0	1	1	0	0/0	0	3.0	5	3	3	0	1	1	0	0	.385	0	1	0	1	0
23 Ruhl, Ty	10.32	1-2	5	5	0	0/0	0	11.1	14	14	13	10	9	1	0	3	.341	0	1	0	2	2
35 Evans, Andrew	12.60	0-1	2	2	0	0/0	0	5.0	7	7	7	2	2	2	1	2	.333	4	0	0	0	1
32 Guyette, James	99.00	0-0	1	1	0	0/0	0	0.0	2	4	4	1	0	1	0	1	1.000	0	1	0	0	0
Totals	6.80	11-10	44	44	0	1/1	0	166.2	177	140	126	78	168	35	4	33	.268	8	27	0	8	7
Opponents	6.40	6-12	44	44	1	3/2	0	166.0	184	131	118	92	161	34	8	22	.278	14	12	3	7	3

RELIEVER STATS

13 Wisenbaker, Cole	3.15	2-0	15	0	0	0/0	0	20.0	17	8	7	8	19	1	0	2	.227	0	6	0	0	0
30 Wentworth, Jackson	3.24	2-1	19	0	0	0/1	6	41.2	29	18	15	9	62	6	2	3	.190	0	1	0	1	2
99 Slack, JJ	3.38	1-0	8	0	0	0/0	0	16.0	14	7	6	9	18	3	1	1	.241	0	1	0	0	1
16 Neighbors, Tyson	3.47	1-1	13	0	0	0/0	4	23.1	16	11	9	11	33	4	0	3	.188	1	0	0	0	2
6 Buss, Mason	3.60	2-0	11	0	0	0/0	0	15.0	14	6	6	5	10	3	0	2	.255	0	0	0	0	0
37 Roberts, Sam	4.05	1-0	10	0	0	0/0	0	6.2	3	4	3	4	7	2	0	0	.167	0	4	1	0	1
10 Dean, Blake	4.24	1-2	16	0	0	0/0	1	34.0	33	21	16	11	34	4	1	3	.244	5	8	0	0	2
34 Martinez, Preston	5.40	0-0	11	0	0	0/0	0	10.0	13	8	6	9	14	6	1	0	.317	0	3	0	2	0
41 Arther, Adam	5.89	0-1	12	0	0	0/0	0	18.1	17	13	12	6	11	5	2	1	.254	0	4	0	1	2
45 Frost, Jacob	7.36	1-1	5	0	0	0/0	0	11.0	16	11	9	6	9	4	0	1	.348	4	1	0	0	1
35 Evans, Andrew	9.45	4-1	9	0	0	0/0	0	20.0	28	22	21	7	17	6	1	2	.329	0	1	0	1	1
39 Wintroub, Josh	10.80	0-1	2	0	0	0/0	0	5.0	9	7	6	1	6	3	0	0	.391	0	0	0	1	0
32 Guyette, James	16.20	0-0	2	0	0	0/0	0	5.0	12	9	9	3	5	3	0	3	.480	1	0	0	1	0
Totals	4.98	15-8	44	0	0	1/1	11	226.0	221	145	125	89	245	50	8	21	.255	11	29	1	7	12
Opponents	6.02	12-14	44	0	0	3/2	7	222.2	253	176	149	161	217	46	5	32	.288	23	17	4	10	9

SEASON CLASS RECORDS

AT-BATS

Freshman	232, Nick Martini.....2009
Sophomore	249, Shane Conlon.....2013
Junior	261, Ross Kivett.....2013
Senior	261, Tanner Witt.....2013

BATTING AVERAGE

Freshman	.350, Will Brennan.....2017
Sophomore	.429, Kasey Weishaar.....1999
Junior	.409, Heath Schesser.....1997
Senior	.418, David Chadd.....1988

HITS

Freshman	78, Nick Martini.....2009
Sophomore	96, Nick Martini.....2010
Junior	97, Heath Schesser.....1997
Senior	94, Adam Muenster.....2010

RUNS SCORED

Freshman	54, Nick Martini.....2009
Sophomore	61, Carter Jurica.....2009
Junior	70, Heath Schesser.....1997
Senior	67, Ryan Baldwin.....2003

RUNS BATTED IN

Freshman	50, Brett Reid.....1999
	Nick Martini.....2009
Sophomore	61, Jason King.....2009
Junior	85, Heath Schesser.....1997
Senior	70, Scott Poepard.....1997

DOUBLES

Freshman	17, Nick Martini.....2009
Sophomore	23, Scott Poepard.....1995
Junior	20, Heath Schesser.....1997
Senior	22, Jim Donohue.....1988

TRIPLES

Freshman	7, Garrett Bell.....1997
Sophomore	6, Steve Anson.....1974
Junior	11, Antonio Triplett.....1981
Senior	10, Joe Goedert.....1982

HOME RUNS

Freshman	10, Dylan Phillips.....2019
	Nick Goodwin.....2021
Sophomore	16, Dylan Phillips.....2021
Junior	16, Heath Schesser.....1997
Senior	16, Scott Poepard.....1997
	Ryan Baldwin.....2003

TOTAL BASES

Freshman	111, Nick Martini.....2009
Sophomore	137, Dylan Phillips.....2021
Junior	181, Heath Schesser.....1997
Senior	161, Scott Poepard.....1997

STOLEN BASES

Freshman	19, Mark Nordyke.....1979
	Nick Martini.....2009
Sophomore	28, Brendan Jones.....2023
Junior	43, Russ Ringgenberg.....1989
Senior	37, Tim Decker.....1995

PITCHING WINS

Freshman	9, Jake Matthys.....2013
Sophomore	9, Andy Replogle.....1974
	Dan Driskill.....1992
	Kyle Hunter.....2010
Junior	14, A.J. Morris.....2009
Senior	7, Matt Koeman.....1996
	Brad Hutt.....2008
	Owen Boerema.....2023

INNINGS PITCHED

Freshman	84.2, Jordan Wicks.....2019
Sophomore	98.2, Dan Driskill.....1992
Junior	116.1, A.J. Morris.....2009
Senior	113.2, Carlos Torres.....2004

EARNED RUN AVERAGE

Freshman	1.24, Ben Hornbeck.....2006
Sophomore	1.85, Tyson Neighbors.....2023
Junior	1.09, Wade Johnson.....1966
Senior	1.34, Bob Haney.....1970

STRIKEOUTS

Freshman	86, Jordan Wicks.....2019
Sophomore	118, Jordan Wicks.....2021
Junior	100, A.J. Morris.....2009
Senior	90, Jim Ripley.....2004

SAVES

Freshman	9, Jake Matthys.....2013
Sophomore	11, Tyson Neighbors.....2023
Junior	17, James Allen.....2011
Senior	12, Daniel Edwards.....2008

2024 RESULTS

OVERALL RECORD: 26-18

HOME: 16-5 // AWAY: 8-12 // NEUTRAL: 2-1 // BIG 12: 10-11

DATE	OPPONENT	W/L	K-STATE			OPPONENT			WP	LP	SV	TOG	ATT		
			SCORE	INN	R	H	E	R						H	E
2/16	vs. Cal*	L	3-6	9	3	9	1	6	11	0	Becerra (1-0)	Wintroub (0-1)	Stasioswski (1)	2:39	350
2/17	vs. Boston College^	W	6-4	9	6	9	0	4	5	0	Ruhl (1-0)	Colarusso (0-1)	Dean (1)	2:40	595
2/18	vs. Georgetown^	W	7-6	9	7	9	1	6	6	0	Wentworth (1-0)	Jensen (0-1)	Neighbors (1)	2:47	--
2/20	at Arizona State	L	6-9	9	6	7	0	9	10	1	Cornelius (1-0)	Dean (0-1)	Tieding (1)	3:03	2662
2/23	HOLY CROSS	W	17-11	9	17	13	1	11	14	1	Roberts (1-0)	Wywoda (0-1)	Wentworth (1)	3:25	1792
2/24	HOLY CROSS	L	10-13	(10)	10	8	2	13	13	2	LeMond (1-0)	Dean (0-2)	--	3:50	2344
2/25	HOLY CROSS	W	5-4	9	5	11	1	4	6	0	Boerema (1-0)	Walters (0-2)	Wentworth (2)	2:34	1941
3/1	UMASS LOWELL	W	10-1	9	10	9	0	1	6	1	Evans (1-0)	Williams (0-2)	--	2:30	1537
3/2	UMASS LOWELL	W	17-3	9	17	20	1	3	10	2	Frost (1-0)	Keevan (0-2)	--	2:53	1913
3/3	UMASS LOWELL	W	10-1	9	10	10	0	1	5	0	Wintroub (1-0)	Capellupo (1-1)	--	2:41	1946
3/5	at #7 Tennessee	L	5-15	9	5	8	0	15	17	2	Snead (3-0)	Boerema (1-1)	--	2:39	4647
3/6	at #9 Clemson	L	3-8	9	3	10	1	8	8	1	Barlow (2-1)	Evans (1-1)	--	2:41	3855
3/8	CINCINNATI*	W	4-0	9	4	9	2	0	0	2	Frost (2-0)	Logue (0-1)	--	2:29	1472
3/9	CINCINNATI*	L	7-11	9	7	10	1	11	9	3	Insco (2-0)	Arther (0-1)	--	3:20	1868
3/10	CINCINNATI*	W	14-13	(12)	14	19	0	13	20	2	Evans (2-1)	Coulter (1-1)	--	3:55	1962
3/13	SOUTH DAKOTA STATE	W	16-5	9	16	15	0	5	5	2	Evans (3-1)	Kruger (0-1)	--	2:53	1788
3/15	MISSOURI STATE	W	7-3	9	7	11	0	3	9	1	Buss (1-0)	Beaver (0-1)	Wentworth (3)	2:49	1760
3/16	MISSOURI STATE	W	12-6	9	12	15	1	6	10	1	Wisembaker (1-0)	Day (1-3)	--	3:06	2150
3/17	MISSOURI STATE	W	11-3	9	11	10	0	3	4	2	Boerema (2-1)	Charlton (0-1)	--	2:27	1726
3/19	at Wichita State	W	8-6	9	8	13	1	6	8	0	Buss (2-0)	Anderson (1-1)	Wentworth (4)	3:00	2538
3/22	at Houston*	W	5-3	9	5	6	0	3	6	4	Wisembaker (2-0)	Schmitz (1-1)	Wentworth (5)	2:35	1368
3/23	at Houston*	W	6-5	9	6	9	0	5	5	2	Dean (1-2)	Murray (0-2)	--	2:46	1431
3/24	at Houston*	W	9-3	9	9	15	3	3	6	1	Neighbors (1-0)	Schmitz (1-2)	--	2:59	1449
3/26	NEBRASKA	CANCELED													
3/28	TEXAS*	W	14-6	9	14	18	0	6	10	1	Wintroub (2-1)	Johnson (1-2)	--	2:54	1893
3/29	TEXAS*	L	11-21	9	11	15	3	21	22	0	Boehm (2-2)	Wentworth (1-1)	--	3:50	2344
3/30	TEXAS*	L	3-6	9	3	11	2	6	6	1	Grubbs (4-0)	Boerema (2-2)	Duplantier (2)	2:54	2344
4/3	at Missouri State	W	8-4	9	8	8	0	4	7	1	Dean (2-2)	Metz (1-2)	--	3:18	237
4/5	at #25 UCF*	L	4-7	9	4	8	2	7	14	3	Kramer (5-0)	Frost (2-1)	--	3:12	2109
4/6	at #25 UCF*	W	4-3	9	4	5	1	3	5	0	Boerema (3-2)	Stagliano (1-2)	Neighbors (2)	2:55	2185
4/7	at #25 UCF*	L	1-6	9	1	3	4	6	8	1	Castellano (3-0)	Dean (2-3)	--	2:27	1847
4/10	WICHITA STATE	W	6-3	9	6	12	1	3	9	1	Frost (3-1)	Hamilton (1-3)	Wentworth (6)	2:44	2030
4/12	at Oklahoma*	L	5-12	9	5	8	1	12	12	1	Davis (3-3)	Wintroub (2-2)	--	2:45	2307
4/13	at Oklahoma*	L	4-11	9	4	6	1	11	16	0	Witherspoon (3-2)	Boerema (3-3)	--	3:01	4011
4/14	at Oklahoma*	L	7-8	9	7	12	1	8	9	0	Lambert (3-0)	Neighbors (1-1)	--	3:05	2138
4/16	at UCONN	L	0-4	9	0	5	1	4	6	0	Cinnella (3-2)	Evans (3-2)	--	2:28	750
4/17	at Northeastern	W	9-8	(11)	9	9	2	8	9	1	Wentworth (2-1)	Beauchesne (2-1)	--	3:25	451
4/19	OKLAHOMA STATE*	W	6-5	(12)	6	14	0	5	8	0	Evans (4-2)	Molsky (5-1)	--	3:56	2191
4/20	OKLAHOMA STATE*	W	7-2	9	7	9	2	2	6	1	Wentworth (3-1)	Holiday (3-3)	--	2:29	2344
4/21	OKLAHOMA STATE*	L	4-6	9	4	7	1	6	7	3	Phillips (1-0)	Ruhl (1-1)	Benge (3)	3:03	2344
4/23	OMAHA	W	6-4	9	6	8	2	4	7	0	Slack (1-0)	Louthan (0-1)	Neighbors (3)	2:48	2199
4/26	at TCU*	L	0-12	9	0	5	2	12	17	2	Tolle (5-3)	Ruhl (1-2)	Mosiello (1)	3:02	4130
4/27	at TCU*	L	4-7	9	4	12	3	7	7	1	Sloan (4-3)	Wentworth (3-2)	Abeldt (4)	3:03	--
4/28	at TCU*	W	6-3	9	6	7	0	3	8	1	Boerema (4-3)	Parker (2-1)	Neighbors (4)	2:54	4724
5/1	at Nebraska	L	0-8	9	0	0	2	8	12	1	Brocket (2-0)	Wintroub (2-3)	--	2:31	4929
5/3	KU*														
5/4	KU*														
5/5	KU*														
5/10	at West Virginia*														
5/11	at West Virginia*														
5/12	at West Virginia*														
5/14	SOUTH DAKOTA STATE														
5/16	BYU*														
5/17	BYU*														
5/18	BYU*														

^ MLB Desert Invitational

* Big 12 game

Home games in BOLD

OVERALL STATISTICS

OVERALL RECORD: 26-18

HOME: 16-5 // AWAY: 8-12 // NEUTRAL: 2-1 // BIG 12: 10-11

Player	avg	gp-gs	ab	r	h	2b	3b	hr	rbi	tb	slg%	bb	hp	so	gdp	ob%	sf	sh	sb-att	po	a	e	fld%	
7 Day, Brady	.349	44-44	169	39	59	13	1	7	42	95	.562	38	1	28	1	.469	1	1	12-14	86	119	7	.967	
22 Culpepper, Kaelen	.322	44-44	183	38	59	10	4	8	39	101	.552	25	4	32	6	.409	3	0	14-17	41	124	7	.959	
5 Jones, Brendan	.295	44-44	173	49	51	12	2	7	29	88	.509	40	3	40	0	.433	1	2	31-32	105	2	0	1.000	
9 Ingram, Chuck	.294	44-44	187	41	55	9	3	9	24	97	.519	19	3	62	3	.367	1	1	6-11	57	5	2	.969	
24 Lobliner, Jayden	.280	30-25	93	13	26	2	1	3	17	39	.419	10	3	26	2	.368	0	0	0-1	68	3	1	.986	
8 English, Nick	.269	42-41	160	26	43	17	0	2	31	66	.413	22	4	35	1	.365	3	1	8-9	39	0	3	.929	
44 Bishop, David	.262	42-35	122	22	32	4	1	2	20	44	.361	13	1	23	4	.329	4	1	11-11	277	16	0	1.000	
28 Pelletier, Raphael	.237	44-43	135	26	32	5	0	9	27	64	.474	33	4	38	2	.399	1	3	0-0	360	36	7	.983	
3 Rivera, Danniel	.231	37-29	108	23	25	3	0	2	20	34	.315	24	5	18	1	.391	1	0	9-10	11	38	8	.860	
15 Lodice, Kyan	.213	28-20	75	12	16	2	1	2	8	26	.347	12	0	33	2	.318	1	1	6-8	37	2	0	1.000	

0 Parsons, Jaden	.358	30-19	67	13	24	1	0	1	8	28	.418	11	1	13	1	.456	0	2	7-9	25	35	2	.968	
12 Phillips, Cayden	.256	21-6	39	2	10	2	0	1	9	15	.385	3	0	14	1	.302	1	0	0-0	43	1	1	.978	
20 Queck, Carson	.250	10-0	8	0	2	0	0	0	1	2	.250	1	0	5	0	.333	0	0	1-1	3	0	0	1.000	
18 Schwalbach, Mason	.200	7-2	15	2	3	0	0	1	3	6	.400	0	0	7	0	.200	0	0	0-0	0	0	0	.000	
2 Karl, Cadyn	.000	11-0	4	1	0	0	0	0	0	0	.000	2	0	3	0	.333	0	0	0-1	1	0	0	1.000	
4 Salinas, Orlando	.000	1-0	1	0	0	0	0	0	0	0	.000	0	0	1	0	.000	0	0	0-0	0	0	0	.000	
Totals	.284	44	1539	307	437	80	13	54	278	705	.458	253	29	378	24	.391	17	12	105-124	1178	426	45	.973	
Opponents	.261	44	1526	285	398	85	12	54	263	669	.438	167	56	413	22	.352	15	19	35-48	1166	411	49	.970	

LOB - Team (378), Opp (320). DPs turned - Team (30), Opp (31). CI - Team (0), Opp (1). IBB - Team (5), Culpepper, K 2, Pelletier, R 1, English, N. 1, Jones, B. 1, Opp (2). Picked off - Jones, B. 3, Rivera, D. 2, Day, B. 2, Lodice, K. 1, Bishop, D. 1.

(All games Sorted by Earned run avg)

Player	era	w-l	app	gs	cg	sho	sv	ip	h	r	er	bb	so	2b	3b	hr	b/avg	wp	hp	bks	sfa	sha
30 Wentworth, Jackson	3.86	3-2	21	2	0	0/1	6	51.1	36	25	22	11	75	7	2	4	.191	2	3	0	1	3
26 Boerema, Owen	5.43	4-3	13	13	0	0/0	0	59.2	56	40	36	32	67	12	1	11	.246	0	12	0	3	0

13 Wisenbaker, Cole	3.15	2-0	15	0	0	0/0	0	20.0	17	8	7	8	19	1	0	2	.227	0	6	0	0	0
99 Slack, JJ	3.38	1-0	8	0	0	0/0	0	16.0	14	7	6	9	18	3	1	1	.241	0	1	0	0	1
16 Neighbors, Tyson	3.47	1-1	13	0	0	0/0	4	23.1	16	11	9	11	33	4	0	3	.188	1	0	0	0	2
37 Roberts, Sam	4.05	1-0	10	0	0	0/0	0	6.2	3	4	3	4	7	2	0	0	.167	0	4	1	0	1
6 Buss, Mason	4.50	2-0	12	1	0	0/0	0	18.0	19	9	9	5	11	4	0	2	.279	0	1	0	1	0
10 Dean, Blake	5.06	2-3	19	3	0	0/0	1	42.2	43	31	24	15	41	5	1	5	.250	5	9	0	0	2
34 Martinez, Preston	5.40	0-0	11	0	0	0/0	0	10.0	13	8	6	9	14	6	1	0	.317	0	3	0	2	0
41 Arther, Adam	5.89	0-1	12	0	0	0/0	0	18.1	17	13	12	6	11	5	2	1	.254	0	4	0	1	2
39 Wintroub, Josh	6.39	2-3	12	10	0	0/0	0	43.2	57	36	31	12	49	11	2	7	.303	2	4	0	3	0
45 Frost, Jacob	6.91	3-1	12	7	0	0/1	0	41.2	44	37	32	22	35	12	0	7	.268	4	6	0	0	4
35 Evans, Andrew	10.08	4-2	11	2	0	0/0	0	25.0	35	29	28	9	19	8	2	4	.330	4	1	0	1	2
23 Ruhl, Ty	10.32	1-2	5	5	0	0/0	0	11.1	14	14	13	10	9	1	0	3	.341	0	1	0	2	2
32 Guyette, James	23.40	0-0	3	1	0	0/0	0	5.0	14	13	13	4	5	4	0	4	.519	1	1	0	1	0
Totals	5.75	26-18	44	44	0	1/1	11	392.2	398	285	251	167	413	85	12	54	.261	19	56	1	15	19
Opponents	6.18	18-26	44	44	1	3/2	7	388.2	437	307	267	253	378	80	13	54	.284	37	29	7	17	12

PB - Team (11), Pelletier, R 8, Phillips, C. 3, Opp (13). Pickoffs - Team (4), Pelletier, R 3, Frost, J. 1, Opp (9). SBA/ATT - Pelletier, R (34-43), Boerema, O. (8-8), Dean, B. (5-6), Neighbors, T (4-6), Frost, J. (3-5), Buss, M. (3-5), Wentworth, J (4-4), Wintroub, J. (3-4), Evans, A. (2-3), Phillips, C. (1-2), Roberts, S. (0-2), Arther, A. (1-2), Slack, J. (1-1), Guyette, J. (0-1), Wisenbaker (1-1).

BIG 12 STATISTICS

OVERALL RECORD: 10-11

HOME: 5-4 // AWAY: 5-7

Player	avg gp-gs	ab	r	h	2b	3b	hr	rbi	tb	slg%	bb	hp	so	gdp	ob%	sf	sh	sb-att	po	a	e	fld%
7 Day, Brady	.333 21-21	84	16	28	6	0	2	13	40	.476	16	0	14	1	.440	0	1	6-6	37	65	5	.953
9 Ingram, Chuck	.326 21-21	89	20	29	2	1	5	12	48	.539	8	0	30	1	.378	1	1	1-6	31	2	2	.943
0 Parsons, Jaden	.325 16-11	40	5	13	0	0	1	4	16	.400	5	0	8	0	.400	0	1	2-3	16	19	1	.972
22 Culpepper, Kaelen	.303 21-21	89	16	27	5	2	3	18	45	.506	9	2	15	3	.373	2	0	5-5	21	52	2	.973
5 Jones, Brendan	.279 21-21	86	19	24	2	1	3	13	37	.430	18	0	20	0	.400	1	1	15-16	58	1	0	1.000
44 Bishop, David	.276 20-17	58	10	16	1	0	1	10	20	.345	5	1	13	2	.328	3	1	3-3	145	5	0	1.000
8 English, Nick	.247 21-21	89	12	22	9	0	1	14	34	.382	6	1	21	0	.299	1	1	5-5	16	0	2	.889
28 Pelletier, Raphael	.239 21-21	71	12	17	4	0	6	12	39	.549	14	0	19	1	.365	0	1	0-0	167	18	4	.979
15 Lodice, Kyan	.220 15-11	41	6	9	1	1	2	6	18	.439	4	0	17	1	.283	1	1	1-2	15	2	0	1.000
3 Rivera, Danniell	.204 16-14	49	5	10	2	0	0	8	12	.245	14	0	10	0	.375	1	0	3-4	5	18	5	.821

18 Schwalbach, Mason	.500 2-0	2	0	1	0	0	0	0	1	.500	0	0	1	0	.500	0	0	0-0	0	0	0	.000
20 Queck, Carson	.250 2-0	4	0	1	0	0	0	1	1	.250	0	0	2	0	.250	0	0	1-1	0	0	0	.000
12 Phillips, Cayden	.238 9-2	21	1	5	1	0	0	1	6	.286	0	0	9	0	.238	0	0	0-0	10	0	0	1.000
24 Lobliner, Jayden	.188 12-8	32	3	6	1	0	0	1	7	.219	2	0	9	0	.235	0	0	0-1	34	2	1	.973
2 Karl, Cadyn	.000 4-0	2	0	0	0	0	0	0	0	.000	0	0	1	0	.000	0	0	0-0	1	0	0	1.000
Totals	.275 21	757	125	208	34	5	24	113	324	.428	101	4	189	9	.359	10	8	42-52	566	206	27	.966
Opponents	.271 21	741	150	201	41	5	26	138	330	.445	90	24	185	11	.365	9	12	19-23	572	197	29	.964

LOB - Team (183), Opp (160). DPs turned - Team (15), Opp (12). IBB - Team (3), Jones, B. 1, Pelletier, R 1, English, N. 1, Opp (1). Picked off - Jones, B. 1, Rivera, D. 1.

(Big 12 games only Sorted by Earned run avg)

Player	era	w-l	app	gs	cg	sho	sv	ip	h	r	er	bb	so	2b	3b	hr	b/avg	wp	hp	bk	sfa	sha
10 Dean, Blake	5.09	1-1	9	2	0	0/0	0	23.0	23	16	13	9	18	1	0	3	.253	2	4	0	0	1
26 Boerema, Owen	5.13	2-2	7	7	0	0/0	0	33.1	34	23	19	22	30	8	1	5	.260	0	8	0	3	0
45 Frost, Jacob	6.66	1-1	6	3	0	0/1	0	24.1	21	21	18	13	20	6	0	4	.226	4	3	0	0	2
30 Wentworth, Jackson	7.01	1-2	9	2	0	0/1	1	25.2	26	22	20	6	37	6	1	3	.260	2	2	0	1	3

16 Neighbors, Tyson	1.59	1-1	8	0	0	0/0	2	17.0	11	4	3	6	23	4	0	2	.180	0	0	0	0	1
34 Martinez, Preston	2.08	0-0	4	0	0	0/0	0	4.1	3	1	1	4	6	1	1	0	.214	0	1	0	1	0
13 Wisenbaker, Cole	2.79	1-0	7	0	0	0/0	0	9.2	9	4	3	2	5	1	0	0	.243	0	2	0	0	0
99 Slack, JJ	2.84	0-0	3	0	0	0/0	0	6.1	4	2	2	6	9	1	0	0	.190	0	0	0	0	1
41 Arther, Adam	3.00	0-1	4	0	0	0/0	0	6.0	4	3	2	2	3	0	0	0	.182	0	2	0	0	0
37 Roberts, Sam	4.50	0-0	3	0	0	0/0	0	2.0	2	1	1	1	1	2	0	0	.333	0	0	0	0	1
6 Buss, Mason	5.79	0-0	6	0	0	0/0	0	9.1	13	6	6	4	6	2	0	2	.351	0	0	0	0	0
39 Wintroub, Josh	10.38	1-1	5	5	0	0/0	0	17.1	29	22	20	5	21	6	1	4	.358	0	1	0	1	0
35 Evans, Andrew	20.86	2-0	5	0	0	0/0	0	7.1	17	17	17	6	6	3	1	1	.472	0	1	0	1	1
23 Ruhl, Ty	21.00	0-2	2	2	0	0/0	0	3.0	5	8	7	4	0	0	0	2	.455	0	0	0	2	2
Totals	6.30	10-11	21	21	0	1/1	3	188.2	201	150	132	90	185	41	5	26	.271	8	24	0	9	12
Opponents	5.15	11-10	21	21	0	1/1	5	190.2	208	125	109	101	189	34	5	24	.275	16	4	3	10	8

PB - Team (4), Pelletier, R 4, Opp (4). Pickoffs - Team (2), Pelletier, R 2, Opp (2). SBA/ATT - Pelletier, R (19-23), Boerema, O. (5-5), Dean, B. (4-5), Neighbors, T (3-4), Buss, M. (1-3), Wentworth, J (2-2), Frost, J. (2-2), Slack, J. (1-1), Wintroub, J. (1-1).

HOME STATISTICS

OVERALL RECORD: 16-5

BIG 12: 5-4

HITTERS

7 Day, Brady	.395	21-21	86	28	34	8	0	6	27	60	.698	18	1	9	0	.500	1	0	7-8	36	62	3	.970
44 Bishop, David	.390	20-16	59	10	23	3	1	1	13	31	.525	7	0	8	2	.435	3	0	5-5	131	7	0	1.000
5 Jones, Brendan	.370	21-21	81	28	30	7	0	3	19	46	.568	24	2	13	0	.519	1	0	22-23	45	1	0	1.000
22 Culpepper, Kaelen	.348	21-21	89	24	31	6	1	4	18	51	.573	15	2	17	2	.444	2	0	7-9	22	64	3	.966
28 Pelletier, Raphael	.338	21-20	68	20	23	5	0	7	19	49	.721	18	3	14	1	.494	0	1	0-0	175	12	2	.989
9 Ingram, Chuck	.323	21-21	96	24	31	4	2	6	14	57	.594	7	3	28	1	.387	0	1	5-7	26	2	1	.966
8 English, Nick	.280	21-21	82	19	23	11	0	2	21	40	.488	18	1	13	0	.412	1	0	5-6	26	0	2	.929
15 Lodice, Kyan	.275	13-11	40	9	11	1	1	2	6	20	.500	5	0	12	2	.348	1	0	2-4	15	0	0	1.000
3 Rivera, Danniell	.275	17-13	51	16	14	1	0	1	14	18	.353	10	4	6	0	.431	0	0	6-6	7	21	1	.966
24 Lobliner, Jayden	.260	16-12	50	8	13	0	1	3	13	24	.480	5	2	13	1	.351	0	0	0-0	53	3	0	1.000

20 Queck, Carson	.500	5-0	2	0	1	0	0	0	0	1	.500	1	0	1	0	.667	0	0	0-0	2	0	0	1.000
0 Parsons, Jaden	.387	15-8	31	8	12	0	0	1	6	15	.484	5	0	5	0	.472	0	1	5-6	8	19	0	1.000
18 Schwalbach, Mason	.333	5-1	9	2	3	0	0	1	2	6	.667	0	0	3	0	.333	0	0	0-0	0	0	0	.000
12 Phillips, Cayden	.250	11-3	20	0	5	2	0	0	7	7	.350	0	0	9	0	.238	1	0	0-0	26	1	1	.964
2 Karl, Cadyn	.000	6-0	3	1	0	0	0	0	0	0	.000	1	0	3	0	.250	0	0	0-0	0	0	0	.000
Totals	.331	21	767	197	254	48	6	37	179	425	.554	134	18	154	9	.437	10	3	64-74	588	213	18	.978
Opponents	.247	21	754	127	186	37	4	28	121	315	.418	78	27	206	11	.335	9	10	11-15	542	197	26	.966

LOB - Team (194), Opp (163). DPs turned - Team (11), Opp (13). CI - Team (0), Opp (1). IBB - Team (2), English, N. 1, Pelletier, R 1, Opp (2). Picked off - Jones, B. 1, Day, B. 1, Bishop, D. 1, Rivera, D. 1.

(Home games Sorted by Earned run avg)

Player	era	w-l	app	gs	cg	sho	sv	ip	h	r	er	bb	so	2b	3b	hr	b/avg	wp	hp	bk	sfa	sha	
30 Wentworth, Jackson	3.28	1-1	9	1	0	0/1	4	24.2	17	12	9	5	36	1	1	3	.189	0	1	0	1	2	
26 Boerema, Owen	3.49	2-1	6	6	0	0/0	0	28.1	21	13	11	15	32	4	0	2	.204	0	7	0	1	0	
39 Wintroub, Josh	6.04	2-0	6	5	0	0/0	0	25.1	31	19	17	7	26	6	1	5	.290	1	2	0	2	0	
45 Frost, Jacob	7.36	3-0	6	5	0	0/1	0	22.0	25	20	18	8	18	8	0	5	.281	0	3	0	0	2	

37 Roberts, Sam	0.00	1-0	4	0	0	0/0	0	2.2	1	0	0	4	4	0	0	0	.143	0	0	0	0	1	
13 Wisenbaker, Cole	1.42	1-0	8	0	0	0/0	0	12.2	5	2	2	4	13	0	0	1	.119	0	2	0	0	0	
99 Slack, JJ	1.86	1-0	4	0	0	0/0	0	9.2	8	2	2	6	11	1	1	0	.242	0	0	0	0	0	
16 Neighbors, Tyson	3.00	0-0	3	0	0	0/0	1	6.0	3	2	2	4	9	0	0	2	.143	0	0	0	0	0	
10 Dean, Blake	3.72	0-1	9	0	0	0/0	0	19.1	19	10	8	4	20	2	0	2	.247	3	4	0	0	2	
41 Arther, Adam	4.50	0-1	6	0	0	0/0	0	10.0	5	6	5	4	5	1	1	0	.147	0	3	0	0	1	
34 Martinez, Preston	6.23	0-0	5	0	0	0/0	0	4.1	6	4	3	4	8	3	0	0	.316	0	1	0	1	0	
6 Buss, Mason	7.15	1-0	7	1	0	0/0	0	11.1	16	9	9	4	7	4	0	2	.333	0	1	0	1	0	
35 Evans, Andrew	8.36	4-0	6	0	0	0/0	0	14.0	17	14	13	3	13	4	0	2	.298	0	1	0	1	1	
23 Ruhl, Ty	16.20	0-1	2	2	0	0/0	0	3.1	6	7	6	4	1	1	0	2	.400	0	1	0	1	1	
32 Guyette, James	27.00	0-0	2	1	0	0/0	0	2.1	6	7	7	2	3	2	0	2	.500	0	1	0	1	0	
Totals	5.14	16-5	21	21	0	1/1	5	196.0	186	127	112	78	206	37	4	28	.247	4	27	0	9	10	
Opponents	8.57	5-16	21	21	0	0/0	2	180.2	254	197	172	134	154	48	6	37	.331	17	18	5	10	3	

PB - Team (7), Pelletier, R 5, Phillips, C. 2, Opp (11). Pickoffs - Team (0), Opp (4). SBA/ATT - Pelletier, R (11-14), Boerema, O. (5-5), Frost, J. (2-3), Evans, A. (1-2), Buss, M. (1-2), Roberts, S. (0-1), Phillips, C. (0-1), Dean, B. (1-1), Wentworth, J (1-1).

ROAD STATISTICS

OVERALL RECORD: 10-13

AWAY: 8-12 // NEUTRAL: 2-1 // BIG 12: 5-7

Player	avg	gp-gs	ab	r	h	2b	3b	hr	rbi	tb	slg%	bb	hp	so	gdp	ob%	sf	sh	sb-att	po	a	e	fld%	
24 Lobliner, Jayden	.302	14-13	43	5	13	2	0	0	4	15	.349	5	1	13	1	.388	0	0	0-1	15	0	1	.938	
7 Day, Brady	.301	23-23	83	11	25	5	1	1	15	35	.422	20	0	19	1	.437	0	1	5-6	50	57	4	.964	
22 Culpepper, Kaelen	.298	23-23	94	14	28	4	3	4	21	50	.532	10	2	15	4	.374	1	0	7-8	19	60	4	.952	
9 Ingram, Chuck	.264	23-23	91	17	24	5	1	3	10	40	.440	12	0	34	2	.346	1	0	1-4	31	3	1	.971	
8 English, Nick	.256	21-20	78	7	20	6	0	0	10	26	.333	4	3	22	1	.310	2	1	3-3	13	0	1	.929	
5 Jones, Brendan	.228	23-23	92	21	21	5	2	4	10	42	.457	16	1	27	0	.349	0	2	9-9	60	1	0	1.000	
3 Rivera, Dannie	.193	20-16	57	7	11	2	0	1	6	16	.281	14	1	12	1	.356	1	0	3-4	4	17	7	.750	
44 Bishop, David	.143	22-19	63	12	9	1	0	1	7	13	.206	6	1	15	2	.225	1	1	6-6	146	9	0	1.000	
28 Pelletier, Raphael	.134	23-23	67	6	9	0	0	2	8	15	.224	15	1	24	1	.298	1	2	0-0	185	24	5	.977	

0 Parsons, Jaden	.333	15-11	36	5	12	1	0	0	2	13	.361	6	1	8	1	.442	0	1	2-3	17	16	2	.943	
12 Phillips, Cayden	.263	10-3	19	2	5	0	0	1	2	8	.421	3	0	5	1	.364	0	0	0-0	17	0	0	1.000	
20 Queck, Carson	.167	5-0	6	0	1	0	0	0	1	1	.167	0	0	4	0	.167	0	0	1-1	1	0	0	1.000	
15 Lodice, Kyan	.143	15-9	35	3	5	1	0	0	2	6	.171	7	0	21	0	.286	0	1	4-4	22	2	0	1.000	
18 Schwalbach, Mason	.000	2-1	6	0	0	0	0	0	1	0	.000	0	0	4	0	.000	0	0	0-0	0	0	0	.000	
2 Karl, Cady	.000	5-0	1	0	0	0	0	0	0	0	.000	1	0	0	0	.500	0	0	0-1	1	0	0	1.000	
4 Salinas, Orlando	.000	1-0	1	0	0	0	0	0	0	0	.000	0	0	1	0	.000	0	0	0-0	0	0	0	.000	
Totals	.237	23	772	110	183	32	7	17	99	280	.363	119	11	224	15	.344	7	9	41-50	590	213	27	.967	
Opponents	.275	23	772	158	212	48	8	26	142	354	.459	89	29	207	11	.368	6	9	24-33	624	214	23	.973	

LOB - Team (184), Opp (157). DPs turned - Team (19), Opp (18). IBB - Team (3), Culpepper, K 2, Jones, B. 1. Picked off - Jones, B. 2, Lodice, K. 1, Day, B. 1, Rivera, D. 1.

(Away/Neutral Sorted by Earned run avg)

Player	era	w-l	app	gs	cg	sho	sv	ip	h	r	er	bb	so	2b	3b	hr	b/avg	wp	hp	bk	sfa	sha
30 Wentworth, Jackson	4.39	2-1	12	1	0	0/0	2	26.2	19	13	13	6	39	6	1	1	.194	2	2	0	0	1
10 Dean, Blake	6.17	2-2	10	3	0	0/0	1	23.1	24	21	16	11	21	3	1	3	.253	2	5	0	0	0
26 Boerema, Owen	7.18	2-2	7	7	0	0/0	0	31.1	35	27	25	17	35	8	1	9	.280	0	5	0	2	0

6 Buss, Mason	0.00	1-0	5	0	0	0/0	0	6.2	3	0	0	1	4	0	0	0	.150	0	0	0	0	0
16 Neighbors, Tyson	3.63	1-1	10	0	0	0/0	3	17.1	13	9	7	7	24	4	0	1	.203	1	0	0	0	2
34 Martinez, Preston	4.76	0-0	6	0	0	0/0	0	5.2	7	4	3	5	6	3	1	0	.318	0	2	0	1	0
99 Slack, JJ	5.68	0-0	4	0	0	0/0	0	6.1	6	5	4	3	7	2	0	1	.240	0	1	0	0	1
13 Wisenbaker, Cole	6.14	1-0	7	0	0	0/0	0	7.1	12	6	5	4	6	1	0	1	.364	0	4	0	0	0
45 Frost, Jacob	6.41	0-1	6	2	0	0/0	0	19.2	19	17	14	14	17	4	0	2	.253	4	3	0	0	2
37 Roberts, Sam	6.75	0-0	6	0	0	0/0	0	4.0	2	4	3	0	3	2	0	0	.182	0	4	1	0	0
39 Wintroub, Josh	6.87	0-3	6	5	0	0/0	0	18.1	26	17	14	5	23	5	1	2	.321	1	2	0	1	0
41 Arther, Adam	7.56	0-0	6	0	0	0/0	0	8.1	12	7	7	2	6	4	1	1	.364	0	1	0	1	1
23 Ruhl, Ty	7.88	1-1	3	3	0	0/0	0	8.0	8	7	7	6	8	0	0	1	.308	0	0	0	1	1
35 Evans, Andrew	12.27	0-2	5	2	0	0/0	0	11.0	18	15	15	6	6	4	2	2	.367	4	0	0	0	1
32 Guyette, James	20.25	0-0	1	0	0	0/0	0	2.2	8	6	6	2	2	2	0	2	.533	1	0	0	0	0
Totals	6.36	10-13	23	23	0	0/0	6	196.2	212	158	139	89	207	48	8	26	.275	15	29	1	6	9
Opponents	4.11	13-10	23	23	1	3/2	5	208.0	183	110	95	119	224	32	7	17	.237	20	11	2	7	9

PB - Team (4), Pelletier, R 3, Phillips, C. 1, Opp (2). Pickoffs - Team (4), Pelletier, R 3, Frost, J. 1, Opp (5). SBA/ATT - Pelletier, R (23-29), Neighbors, T (4-6), Dean, B. (4-5), Wintroub, J. (3-4), Boerema, O. (3-3), Wentworth, J (3-3), Buss, M. (2-3), Frost, J. (1-2), Arther, A. (1-2), Phillips, C. (1-1), Guyette, J. (0-1), Roberts, S. (0-1), Evans, A. (1-1), Slack, J. (1-1), Wisenbaker (1-1).

LAST 5 GAMES

OVERALL RECORD: 2-3

HOME: 1-0 // AWAY: 1-3 // NEUTRAL: 0-0 // BIG 12: 1-2

Player	avg	gp-gs	ab	r	h	2b	3b	hr	rbi	tb	slg%	bb	hp	so	gdp	ob%	sf	sh	sb-att	po	a	e	fld%	
22 Culpepper, Kaelen	.353	5-5	17	1	6	1	0	1	6	10	.588	5	0	3	1	.500	0	0	2-2	4	13	2	.895	
0 Parsons, Jaden	.333	5-5	15	1	5	0	0	0	0	5	.333	5	0	1	1	.500	0	0	0-1	1	14	0	1.000	
24 Lobliner, Jayden	.333	3-3	9	1	3	0	0	0	1	3	.333	2	0	2	0	.455	0	0	0-0	23	0	1	.958	
8 English, Nick	.316	5-5	19	5	6	2	0	0	0	8	.421	3	0	6	0	.409	0	0	1-1	7	0	1	.875	
5 Jones, Brendan	.263	5-5	19	3	5	0	0	1	2	8	.421	5	0	6	0	.417	0	0	5-5	17	0	0	1.000	
3 Rivera, Danniell	.222	3-3	9	0	2	1	0	0	1	3	.333	2	0	4	0	.333	1	0	0-0	0	0	0	.000	
9 Ingram, Chuck	.143	5-5	14	1	2	0	0	1	2	5	.357	3	1	4	1	.333	0	0	0-1	6	1	0	1.000	
28 Pelletier, Raphael	.067	5-5	15	1	1	1	0	0	0	2	.133	3	1	4	1	.263	0	0	0-0	23	5	3	.903	
7 Day, Brady	.063	5-5	16	2	1	1	0	0	1	2	.125	5	0	6	1	.273	1	0	0-0	12	13	2	.926	

12 Phillips, Cayden	.167	3-1	6	0	1	1	0	0	1	2	.333	0	0	2	0	.143	1	0	0-0	9	0	0	1.000	
44 Bishop, David	.000	3-2	7	1	0	0	0	0	0	0	.000	0	0	6	0	.000	0	0	0-0	16	0	0	1.000	
15 Lodice, Kyan	.000	2-1	5	0	0	0	0	0	0	0	.000	0	0	3	0	.000	0	0	0-0	7	2	0	1.000	
20 Queck, Carson	.000	1-0	2	0	0	0	0	0	0	0	.000	0	0	2	0	.000	0	0	0-0	0	0	0	.000	
2 Karl, Cadyn	.000	2-0	0	0	0	0	0	0	0	0	.000	0	0	0	0	.000	0	0	0-0	0	0	0	.000	
Totals	.209	5	153	16	32	7	0	3	14	48	.314	33	2	49	5	.351	3	0	8-10	126	54	9	.952	
Opponents	.313	5	163	34	51	11	4	3	30	79	.485	23	8	31	6	.414	4	5	7-9	132	52	5	.974	

LOB - Team (43), Opp (43). DPs turned - Team (6), Opp (6). Picked off - Jones, B. 1, Rivera, D. 1.

(Last 5 Games Sorted by Earned run avg)

Player	era	w-l	app	gs	cg	sho	sv	ip	h	r	er	bb	so	2b	3b	hr	b/avg	wp	hp	bk	sfa	sha
39 Wintroub, Josh	2.84	0-1	2	2	0	0/0	0	6.1	7	4	2	3	5	2	0	1	.250	2	0	0	1	0
10 Dean, Blake	3.68	0-0	3	0	0	0/0	0	7.1	5	3	3	3	6	2	0	1	.200	0	2	0	0	1
26 Boerema, Owen	4.76	1-0	1	1	0	0/0	0	5.2	6	3	3	1	2	2	1	0	.273	0	0	0	1	0

16 Neighbors, Tyson	0.00	0-0	2	0	0	0/0	2	4.1	2	0	0	2	5	1	0	0	.133	0	0	0	0	0
13 Wisenbaker, Cole	0.00	0-0	2	0	0	0/0	0	2.2	4	0	0	1	2	0	0	0	.333	0	1	0	0	0
34 Martinez, Preston	0.00	0-0	1	0	0	0/0	0	1.0	0	0	0	1	1	0	0	0	.000	0	0	0	0	0
45 Frost, Jacob	2.08	0-0	2	0	0	0/0	0	4.1	5	2	1	2	3	1	0	0	.313	0	1	0	0	1
41 Arther, Adam	10.80	0-0	1	0	0	0/0	0	1.2	3	2	2	1	0	0	1	0	.750	0	1	0	1	1
99 Slack, JJ	11.57	1-0	2	0	0	0/0	0	2.1	3	3	3	3	1	1	1	0	.375	0	1	0	0	0
30 Wentworth, Jackson	16.20	0-1	1	1	0	0/0	0	3.1	4	6	6	2	5	1	0	0	.308	2	2	0	0	1
35 Evans, Andrew	32.40	0-0	1	0	0	0/0	0	1.2	8	6	6	2	1	1	1	0	.615	0	0	0	0	0
23 Ruhl, Ty	45.00	0-1	1	1	0	0/0	0	1.0	4	5	5	2	0	0	0	1	.800	0	0	0	1	1
Totals	6.64	2-3	5	5	0	0/0	2	42.0	51	34	31	23	31	11	4	3	.313	4	8	0	4	5
Opponents	2.86	3-2	5	5	1	2/1	2	44.0	32	16	14	33	49	7	0	3	.209	3	2	1	3	0

PB - Team (1), Pelletier, R 1, Opp (2). Pickoffs - Team (0), Opp (2). SBA/ATT - Pelletier, R (7-8), Dean, B. (2-2), Arther, A. (1-2), Neighbors, T (1-1), Wisenbaker (1-1), Wintroub, J. (1-1), Wentworth, J (1-1), Roberts, S. (0-1).

LAST 10 GAMES

OVERALL RECORD: 5-5

HOME: 3-1 // AWAY: 2-4 // NEUTRAL: 0-0 // BIG 12: 3-3

Player	avg	gp-gs	ab	r	h	2b	3b	hr	rbi	tb	slg%	bb	hp	so	gdp	ob%	sf	sh	sb-att	po	a	e	fld%
0 Parsons, Jaden	.344	10-10	32	6	11	1	0	1	2	15	.469	8	0	3	1	.475	0	0	2-3	6	22	1	.966
22 Culpepper, Kaelen	.316	10-10	38	5	12	3	0	1	8	18	.474	7	0	5	2	.413	1	0	2-3	10	27	2	.949
44 Bishop, David	.292	8-7	24	4	7	1	0	1	5	11	.458	2	0	8	0	.346	0	0	3-3	40	2	0	1.000
5 Jones, Brendan	.275	10-10	40	6	11	1	0	1	4	15	.375	8	0	14	0	.396	0	1	11-11	31	0	0	1.000
8 English, Nick	.225	10-10	40	7	9	2	0	1	1	14	.350	5	1	12	1	.326	0	0	2-2	15	0	1	.938
28 Pelletier, Raphael	.200	10-10	35	5	7	4	0	2	5	17	.486	4	2	10	1	.317	0	0	0-0	73	8	3	.964
7 Day, Brady	.189	10-10	37	5	7	1	0	1	4	11	.297	9	0	7	1	.340	1	0	2-2	25	22	4	.922
9 Ingram, Chuck	.088	10-10	34	2	3	0	0	1	3	6	.176	6	1	15	1	.244	0	1	0-1	11	1	0	1.000

24 Lobliner, Jayden	.273	4-3	11	1	3	0	0	0	1	3	.273	2	0	2	0	.385	0	0	0-0	34	1	1	.972
12 Phillips, Cayden	.222	6-3	18	0	4	2	0	0	2	6	.333	0	0	7	1	.211	1	0	0-0	9	0	0	1.000
3 Rivera, Danniell	.167	6-3	12	0	2	1	0	0	1	3	.250	2	0	5	0	.267	1	0	0-0	0	0	0	.000
15 Lodice, Kyan	.000	5-4	15	1	0	0	0	0	0	0	.000	1	0	9	0	.063	0	0	1-1	9	2	0	1.000
20 Queck, Carson	.000	2-0	2	0	0	0	0	0	0	0	.000	0	0	2	0	.000	0	0	0-0	1	0	0	1.000
2 Karl, Cadyn	.000	2-0	0	0	0	0	0	0	0	0	.000	0	0	0	0	.000	0	0	0-0	0	0	0	.000
Totals	.225	10	338	42	76	16	0	9	36	119	.352	54	4	99	8	.335	4	2	23-26	273	96	13	.966
Opponents	.256	10	340	59	87	18	4	9	52	140	.412	48	15	81	8	.367	6	10	10-13	277	99	10	.974

LOB - Team (83), Opp (87). DPs turned - Team (8), Opp (9). IBB - Team (1), English, N. 1, Opp (1). Picked off - Jones, B. 1, Rivera, D. 1.

(Last 10 Games Sorted by Earned run avg)

Player	era	w-l	app	gs	cg	sho	sv	ip	h	r	er	bb	so	2b	3b	hr	b/avg	wp	hp	bk	sfa	sha	
39 Wintroub, Josh	1.69	0-1	3	3	0	0/0	0	10.2	9	4	2	5	11	2	0	1	.209	2	2	0	1	0	
10 Dean, Blake	2.70	0-0	5	0	0	0/0	0	10.0	6	3	3	5	6	2	0	1	.182	0	3	0	0	2	
26 Boerema, Owen	4.76	1-0	2	2	0	0/0	0	11.1	11	6	6	6	8	3	1	1	.250	0	1	0	1	0	
30 Wentworth, Jackson	5.11	2-1	4	2	0	0/0	0	12.1	7	7	7	2	18	1	0	1	.163	2	2	0	0	1	

13 Wisenbaker, Cole	0.00	0-0	4	0	0	0/0	0	8.0	5	0	0	2	4	0	0	0	.179	0	1	0	0	0	
34 Martinez, Preston	0.00	0-0	2	0	0	0/0	0	1.1	1	1	0	2	1	1	0	0	.200	0	0	0	0	0	
45 Frost, Jacob	2.08	0-0	2	0	0	0/0	0	4.1	5	2	1	2	3	1	0	0	.313	0	1	0	0	1	
16 Neighbors, Tyson	2.16	0-0	4	0	0	0/0	2	8.1	6	3	2	5	11	1	0	0	.200	0	0	0	0	1	
99 Slack, JJ	6.14	1-0	4	0	0	0/0	0	7.1	10	6	5	6	9	3	1	1	.333	0	1	0	0	0	
41 Arther, Adam	6.23	0-0	2	0	0	0/0	0	4.1	5	3	3	1	2	1	1	1	.357	0	1	0	1	1	
37 Roberts, Sam	9.00	0-0	4	0	0	0/0	0	2.0	0	3	2	1	2	0	0	0	.000	0	3	1	0	1	
35 Evans, Andrew	15.00	1-1	3	0	0	0/0	0	6.0	13	10	10	5	4	2	1	0	.448	0	0	0	1	1	
23 Ruhl, Ty	15.75	0-2	3	3	0	0/0	0	4.0	5	8	7	5	2	0	0	2	.357	0	0	0	2	2	
6 Buss, Mason	27.00	0-0	1	0	0	0/0	0	1.0	4	3	3	1	0	1	0	1	.571	0	0	0	0	0	
Totals	5.04	5-5	10	10	0	0/0	2	91.0	87	59	51	48	81	18	4	9	.256	4	15	1	6	10	
Opponents	3.80	5-5	10	10	1	3/2	3	92.1	76	42	39	54	99	16	0	9	.225	9	4	2	4	2	

PB - Team (2), Pelletier, R 2, Opp (2). Pickoffs - Team (0), Opp (2). SBA/ATT - Pelletier, R (10-12), Dean, B. (3-3), Neighbors, T (1-2), Wentworth, J (2-2), Arther, A. (1-2), Roberts, S. (0-1), Wisenbaker (1-1), Wintroub, J. (1-1), Evans, A. (1-1).

LAST GAME: AT NEBRASKA

OVERALL RECORD: 0-1

Player	ab	r	h	rbi	bb	so	po	a	lob	Player	ab	r	h	rbi	bb	so	po	a	lob
Jones, Brendan cf	4	0	0	0	0	3	3	0	0	Overbeek, J. 3b	4	0	1	0	0	0	0	3	0
English, Nick rf	4	0	0	0	0	3	2	0	1	Silva, R. cf	3	2	2	0	1	0	1	0	3
Day, Brady 2b	3	0	0	0	0	1	2	0	0	Stone, T. 1b	3	1	1	2	1	1	10	1	0
Culpepper, Kaelen ss	3	0	0	0	0	1	1	3	0	Caron, J. dh	4	0	0	0	1	1	0	0	1
Pelletier, Raphael c	3	0	0	0	0	1	6	3	0	Sanderson, C rf	3	1	1	0	0	0	0	0	2
Ingram, Chuck lf	2	0	0	0	1	0	1	1	0	Evans, C. rf	1	1	1	0	0	0	1	0	0
Parsons, Jaden 3b	3	0	0	0	0	0	0	2	1	Anglim, G. lf	3	1	1	2	0	1	0	0	0
Loblinder, Jayden dh	2	0	0	0	1	1	0	0	0	Columbus, B. c	3	1	2	2	0	0	11	1	0
Bishop, David 1b	2	0	0	0	0	2	9	0	0	Carey, D. ss	3	0	1	1	0	0	2	3	0
Phillips, Cayden ph	1	0	0	0	0	0	0	0	0	Stokes, R. 2b	4	1	2	0	0	2	1	3	2
Wintroub, Josh p	0	0	0	0	0	0	0	0	0	Brockett, J. p	0	0	0	0	0	0	1	0	0
Wisnabaker, Cole p	0	0	0	0	0	0	0	0	0	Totals	31	8	12	7	3	5	27	11	8
Slack, JJ p	0	0	0	0	0	0	0	0	0										
Dean, Blake p	0	0	0	0	0	0	0	0	0										
Arther, Adam p	0	0	0	0	0	0	0	1	0										
Roberts, Sam p	0	0	0	0	0	0	0	1	0										
Frost, Jacob p	0	0	0	0	0	0	0	0	0										
Totals	27	0	0	0	2	12	24	11	2										

Score by Innings	1	2	3	4	5	6	7	8	9	R	H	E
Kansas State	0	0	0	0	0	0	0	0	0	0	0	2
Nebraska	1	0	0	0	4	1	1	1	X	8	12	1

E - Culpepper, K(7); Pelletier, R(7); Stokes, R.(5). DP - Nebraska 1. LOB - KSU 2; Nebraska 8. 2B - Sanderson, C(2); Anglim, G.(6); Columbus, B.(2). 3B - Silva, R.(1). HR - Columbus, B.(5). HBP - Overbeek, J.; Stone, T.; Anglim, G.. SH - Silva, R.(12); Columbus, B.(2). SF - Carey, D.(1). SB - Silva, R. 2(27); Evans, C.(8). CS - Caron, J.(1); Anglim, G.(5).

Kansas State	ip	h	r	er	bb	so	ab	bf	np	Nebraska	ip	h	r	er	bb	so	ab	bf	np
Wintroub, Josh	2.1	2	1	0	1	3	10	11	45	Brockett, J.	9.0	0	0	0	2	12	27	29	107
Wisnabaker, Cole	1.2	2	0	0	1	1	7	9	32										
Slack, JJ	0.1	1	2	2	0	0	2	3	12										
Dean, Blake	0.2	2	2	2	0	1	4	4	16										
Arther, Adam	1.2	3	2	2	1	0	4	8	27										
Roberts, Sam	0.1	0	0	0	0	0	0	0	5										
Frost, Jacob	1.0	2	1	1	0	0	4	5	13										

Win - Brockett, J. (2-0). Loss - Wintroub, J. (2-3). Save - None.
 WP - Wintroub, J.(2). HBP - by Wisnabaker (Overbeek, J.); by Slack, J. (Stone, T.); by Arther, A. (Anglim, G.). PB - Pelletier, R(8). Pitches/strikes: Wintroub, J. 45/31; Wisnabaker 32/18; Slack, J. 12/6; Dean, B. 16/12; Arther, A. 27/16; Roberts, S. 5/2; Frost, J. 13/10; Brockett, J. 107/71.

Umpires - HP: Jason Harstick 1B: Brian Soulliere 2B: Jeff Henrichs 3B: Bill McGuire
 Start: 6:05pm Time: 2:31 Attendance: 4929
 Weather: 64, cloudy - ENE: 6 mph



TY RUHL

RIGHT-HANDED PITCHER

YR **R-JR** HT **6-2** WT **205** B/T **B/R**

HOMETOWN **CAIRO, NEB.**
PREV SCHOOL **MILLARD WEST HS**

23

SEASON STATS

W-L	ERA	G-GS	QS	IP	BB	SO	WHIP
1-2	10.37	5-5	1	11.1	10	9	2.21
SV/OPP	IRS/IR	BB/9	K/9	K/BB			
0	0	7.9	7.1	0.9			

HONORS

- Big 12 Commissioner's Honor Roll (Fall 2020)
- Big 12 Commissioner's Honor Roll (Spring 2021)
- Big 12 Commissioner's Honor Roll (Spring 2022)

NOTES

- Made a team-leading 26 appearances in 2023, including two starts ... Posted a 4-4 record with a 5.31 ERA (36 ER, 61 IP) and two saves ...
- Picked up victory during his five-inning outing in combined shutout against #20 Texas at Big 12 Championships
- Born May 10, 2001 in Cairo, Nebraska

SEASON HIGHS

Category	Highs	Opponent (last time)	Date
IP	6.0	vs. Boston College	2/16/24
H	5	HOLY CROSS	2/23/24
R	5	at TCU	4/26/24
ER	5	at TCU	4/26/24
BB	3	vs. Boston College	2/16/24
K	6	vs. Boston College	2/16/24

CAREER HIGHS

Category	Highs	Opponent (last time)	Date
IP	6.0	vs. Boston College	2/16/24
H	7	at Kansas	4/14/23
R	6	(3x) at Baylor	3/19/23
ER	6	(2x) vs. #1 LSU	2/24/23
BB	4	OKLAHOMA STATE	4/1/22
K	5	#24 West Virginia	4/2/23

KEEPING TRACK (STARTS)

	2022	2023	2024	CAREER
6.0+ IP	0	0	1	1
3+ K	0	0	1	1
In 5+ IP...				
Walked None	0	0	0	0
Allowed 0 Runs	0	1	0	1
Allowed 2 or Fewer Runs	0	2	1	3
Allowed 0 Hits	0	0	0	0

KEEPING TRACK (RELIEF)

	2022	2023	2024	CAREER
2.0+ IP	9	15	0	24
3+ K	7	7	0	14
In 2+ IP...				
Walked None	5	4	0	9
Allowed 0 Runs	2	8	0	10
Allowed 2 or Fewer Runs	8	10	0	18
Allowed 0 Hits	0	4	0	4

LAST TIME

Last Win	2/17/24, vs. Boston College (W, 6-4)
Last Loss	4/26/24, at TCU (L, 0-12)
Last Save	3/24/23, OKLAHOMA (W, 7-1)
Last Appearance	4/26/24, at TCU (L, 0-12)
Last Start	4/26/24, at TCU (L, 0-12)
Last Relief	5/18/23, TCU (W, 7-6)

CAREER PITCHING LINES

DATE	OPPONENT	GS	IP	H	R	ER	BB	K	NP	DEC	SCORE	SV	7-1
2/20/22	vs. Auburn		1.1	1	0	0	1	2	20	--	1-12		
2/25/22	at CSU Bakersfield		2.0	2	1	0	9	2	39	L	3-4		
3/1/22	at Cal State Fullerton		0.2	1	0	0	1	15	--	--	5-7		
3/6/22	at LMU		2.0	4	4	4	0	3	45	--	7-14		
3/12/22	Central Connecticut		3.0	3	1	1	1	2	47	W	6-3		
3/15/22	at Omaha		1.0	0	0	0	1	0	10	--	8-4		
3/20/22	Morehead State		3.0	3	2	2	0	4	44	--	9-6		
3/25/22	at TCU		0.2	1	1	1	1	0	13	--	5-7		
3/27/22	at TCU		0.1	2	4	4	2	0	19	--	3-11		
3/29/22	Northern Colorado		1.2	1	0	0	0	4	34	SV	8-6		
4/1/22	Oklahoma State		1.0	2	6	6	4	0	43	--	9-12		
4/8/22	at Texas Tech		1.0	0	0	0	1	2	14	--	3-6		
4/16/22	Texas		1.0	0	0	0	0	8	--	--	2-4		
4/19/22	Omaha		3.2	5	1	1	1	3	51	W	11-3		
4/26/22	at Nebraska		1.2	5	5	5	2	1	38	L	6-8		
4/30/22	at Oklahoma		2.0	2	1	0	0	1	34	--	10-22		
5/8/22	KU		4.2	4	0	0	0	4	57	W	6-3		
5/15/22	Baylor		5.0	4	1	1	1	4	75	W	7-5		
5/21/22	at West Virginia		1.0	2	2	2	0	1	18	--	1-5		
5/26/22	vs. West Virginia		1.1	0	1	1	2	1	23	--	8-5		
5/27/22	vs. Texas Tech		3.2	0	0	0	2	4	45	W	6-5		
2/17/23	at SFA		5.0	5	1	1	0	4	65	W	7-6		
2/24/23	vs. LSU		2.0	6	6	6	1	3	51	L	3-7		
2/26/23	vs. Iowa		3.2	3	1	0	1	2	51	--	5-6		
3/3/23	ARMY		3.0	2	0	0	1	4	46	SV	4-1		
3/10/23	YOUNGSTOWN		1.0	1	1	1	1	1	27	--	20-4		
3/15/23	at Creighton		2.0	1	0	0	1	3	34	--	3-0		
3/17/23	at Baylor		2.1	0	0	0	0	1	31	--	8-1		
3/19/23	at Baylor		0.1	3	6	1	0	0	14	--	4-8		
3/22/23	ST. THOMAS		1.2	1	0	0	0	1	28	--	1-2		
3/24/23	OKLAHOMA		3.0	0	0	0	0	1	2	37	SV	7-1	
3/26/23	OKLAHOMA		2.0	23	15	9	7	23	28	--	8-7		
3/31/23	#24 WEST VA		2.0	2	1	1	0	1	27	--	3-8		
4/2/23	#24 WEST VA		3.0	6	3	3	1	5	40	--	6-10		
4/7/23	at #21 Texas		1.0	2	2	2	0	0	18	L	5-6		
4/9/23	at #21 Texas		1.0	2	2	2	2	1	34	--	2-8		
4/10/23	CREIGHTON		1.0	0	0	0	0	1	12	--	10-0		
4/14/23	at Kansas		2.1	0	0	0	1	2	27	W	5-4		
4/16/23	at Kansas		1.1	7	5	5	0	2	37	--	21-18		
4/22/23	at UC Irvine		1.2	1	2	2	3	1	35	--	6-4		
4/28/23	#14 TEXAS TECH		2.0	0	0	0	2	1	35	W	3-2		
4/30/23	#14 TEXAS TECH		3.1	4	4	4	0	2	49	--	10-8		
5/6/23	SEMO		2.0	0	0	0	0	3	23	--	12-5		
5/14/23	at Oklahoma St.		3.2	7	5	5	1	3	61	--	2-12		
5/18/23	TCU		1.0	2	1	1	1	1	31	--	7-6		
5/20/23	TCU		* 4.2	5	2	2	1	1	74	L	3-4		
5/25/23	vs. #20 Texas		* 5.0	1	0	0	3	4	92	W	6-0		
2/17/24	vs. Boston Col.		* 6.0	4	2	2	3	6	86	W	6-4		
2/23/24	HOLY CROSS		* 1.1	5	4	4	2	1	50	--	17-11		
4/17/24	at UConn		* 1.0	0	0	0	1	2	16	--	0-4		
4/21/24	#15 OKLA. ST		* 2.0	1	3	2	2	0	48	L	4-6		
4/26/24	at TCU		* 1.0	4	5	5	2	0	37	L	0-12		
TOTAL	52 appearances	7	114.0	118	87	77	55	99	1837	10-8/3			

CAREER STATS

YEAR	ERA	W	L	APP	GS	CG	SHO	CBO	SV	IP	H	R	ER	BB	SO	2B	3B	HR	BF	B/AVG	WP	HBP	BK	SFA	SHA
2021																									
2022	6.05	5	2	21	0	0	0	0	1	41.2	42	31	28	19	39	7	3	3	187	.271	4	7	0	3	3
2023	5.31	4	4	26	2	0	0	3	2	61.0	62	42	36	22	51	14	1	5	232	.267	3	7	1	4	3
2024	10.32	1	2	5	5	0	0	0	0	11.1	14	14	13	10	9	1	0	3	56	.341	0	1	0	2	2
TOTAL	6.08	10	8	52	7	0	0	3	3	114.0	118	87	77	51	99	22	4	11	511	.276	7	15	1	9	8



OWEN BOEREMA

LEFT-HANDED PITCHER

YR **GR** HT **6-5** WT **225** B/T **L/L**

HOMETOWN **LITCHFIELD, MINN.**

PREV SCHOOL **UNIV. OF NORTHWESTERN (MINN.)**

26

SEASON STATS

W-L	ERA	G-GS	QS	IP	BB	SO	WHIP
4-3	5.43	13-13	2	59.2	32	67	1.68
SV/OPP	IRS/IR	BB/9	K/9	K/BB			
0	0	4.8	10.1	2.1			

NOTES

- Struck out a career-high 12 against #21 Texas
- Ranks 2nd in the Big 12 in strikeouts with 76
- Allowed just one earned run against No. 1 LSU through 4.1 innings with seven strikeouts
- Spent three seasons at DIII member University of Northwestern in St. Paul, Minn.
- Appeared in 28 games (26 starts) going 16-4 with a 1.88 ERA (37 ER, 177 IP) and 240 strikeouts against 51 walks...
- Set single-season strikeout record with 139 and single-game record with 21 in 2022...
- Three-time letterwinner, all-conference and all-state selection at Litchfield HS
- Minnesota state record holder for longest hitting streak (34 games), holds school record for career ERA, strikeouts, and wins
- Born Jan. 9, 2001 in Litchfield, Minn.

SEASON HIGHS

Category	Highs	Opponent (last time)	Date
IP	8.0	MISSOURI STATE	3/17/24
H	9	at #8 Tennessee	3/5/24
R	9	at #8 Tennessee	3/5/24
ER	9	at #8 Tennessee	3/5/24
BB	5	#15 OKLAHOMA STATE	4/19/24
K	11	HOLY CROSS	2/25/24

CAREER HIGHS

Category	Highs	Opponent (last time)	Date
IP	8.0	MISSOURI STATE	3/17/24
H	9	at #8 Tennessee	3/5/24
R	9	at #8 Tennessee	3/5/24
ER	9	at #8 Tennessee	3/5/24
BB	5	#15 OKLAHOMA STATE	4/19/24
K	12	at #21 Texas	4/8/23

KEEPING TRACK (STARTS)

	2023	2024	CAREER
6.0+ IP	10	3	13
6+ K	9	5	14
In 5+ IP...			
Walked None	0	1	1
Allowed 0 Runs	0	1	1
Allowed 2 or Fewer Runs	5	4	9
Allowed 0 Hits	0	1	1

KEEPING TRACK (RELIEF)

	2023	2024	CAREER
2.0+ IP	1	0	1
3+ K	1	0	1
In 2+ IP...			
Walked None	0	0	0
Allowed 0 Runs	0	0	0
Allowed 2 or Fewer Runs	1	0	1
Allowed 0 Hits	0	0	0

LAST TIME

Last Win	4/27/24, at TCU (W, 6-3)
Last Loss	4/13/24, at Oklahoma (L, 4-11)
Last Save	--
Last Appearance	4/27/24, at TCU (W, 6-3)
Last Start	4/27/24, at TCU (W, 6-3)
Last Relief	5/27/23, vs. TCU (L, 3-6)

CAREER PITCHING LINES

DATE	OPPONENT	GS	IP	H	R	ER	BB	K	NP	DEC	SCORE
2/17/23	at SFA	*	3.0	5	5	5	3	4	68	--	7-6
2/24/23	vs. LSU	*	4.1	4	1	1	0	7	68	--	3-7
3/3/23	ARMY	*	6.0	3	1	1	4	7	107	W	4-1
3/10/23	YOUNGSTOWN	*	6.0	7	2	0	1	8	111	W	20-4
3/17/23	at Baylor	*	5.2	6	1	1	2	6	103	W	8-1
3/24/23	OKLAHOMA	*	6.0	6	1	1	3	7	114	W	7-1
3/31/23	#24 WEST VA.	*	6.0	10	7	7	1	6	94	L	3-8
4/7/23	at #21 Texas	*	7.0	8	4	4	1	12	127	--	5-6
4/14/23	at Kansas	*	5.2	7	4	4	3	7	96	--	5-4
4/21/23	at UC Irvine	*	6.0	6	3	3	2	5	96	W	6-3
4/28/23	#14 TEXAS TECH*	*	6.0	6	2	2	4	7	110	--	3-2
5/5/23	SEMO	*	7.1	3	1	1	1	1	88	W	2-1
5/12/23	at Oklahoma. St.	*	6.1	8	7	7	3	4	117	W	10-9
5/18/23	TCU	*	6.0	8	3	3	1	6	110	--	7-6
5/24/23	vs. TCU	*	1.0	6	8	8	3	1	54	L	3-16
5/27/23	vs. TCU	*	3.0	0	2	0	2	4	51	--	3-6
2/16/24	vs. Cal	*	3.0	3	2	2	0	4	41	--	3-6
2/20/24	at Arizona St.	*	4.2	4	4	4	4	9	92	--	6-9
2/25/24	HOLY CROSS	*	5.2	4	2	2	4	11	104	W	5-4
3/1/24	UMASS LOWELL*	*	2.0	0	0	0	0	4	19	--	10-1
3/5/24	at #8 Tennessee	*	3.0	9	9	9	2	4	62	L	5-14
3/10/24	CINCINNATI	*	1.0	6	4	4	2	0	45	--	14-13
3/17/24	MISSOURI ST.	*	8.0	2	0	0	0	5	112	W	11-3
3/24/24	at Houston	*	5.0	3	2	1	4	5	92	--	9-3
3/30/24	TEXAS	*	6.0	4	4	2	4	6	99	L	3-6
4/6/24	at #25 UCF	*	6.0	3	2	1	2	7	114	W	4-3
4/13/24	at Oklahoma	*	4.0	7	5	5	4	4	92	L	4-11
4/19/24	#15 OKLA. ST	*	5.2	5	3	3	5	6	116	--	6-5
4/27/24	at TCU	*	5.2	6	3	3	1	2	90	W	6-3
TOTAL	29 appearances	28	145.0	149	92	84	66	162	2492	11-4	

CAREER STATS

YEAR	ERA	W	L	APP	GS	CG	SHO	CBO	SV	IP	H	R	ER	BB	SO	2B	3B	HR	BF	B/AVG	WP	HBP	BK	SFA	SHA
2023	4.43	7	1	14	14	0	0	0	0	81.1	87	42	40	29	90	15	1	4	365	.273	1	9	3	3	5
2024	5.43	4	3	13	13	0	0	0	0	59.2	56	40	36	32	67	12	1	11	275	.246	0	12	0	3	0
TOTAL	5.21	11	5	29	28	0	0	0	0	145.0	149	92	84	66	162	29	2	17	663	.265	1	21	3	6	7



JACKSON WENTWORTH

RIGHT-HANDED PITCHER

YR R-SO **HT** 6-1 **WT** 205 **B/T** R/R

HOMETOWN
URBANDALE, IOWA
PREV SCHOOL
WAUKEE HS

30

SEASON STATS

W-L	ERA	G-GS	SV	IP	BB	SO	WHIP
3-2	3.86	21-2	6	51.1	11	75	0.97
SV/OPP	IRS/IR	BB/9	K/9	K/BB			
6/6	15/4	1.9	13.1	6.8			

NOTES

- Ranked No. 3 reliever in the country by D1Baseball in midseason positional player rankings
- Tabbed Big 12 Pitcher of the Week (April 22, 2024)
- tossed perfect 8th and 9th inning to complete K-State's ninth no-hitter in program history in 4-0 shutout of Cincinnati on March 8, 2024.
- Made seven appearances for the Wisconsin Rapids Rafters of the Northwoods League with four starts ... Went 0-2 and 6.60 ERA with 20 strikeouts against just seven walks ... Punched out a season-high five in his season debut against the Green Bay Rockers on June 21.
- Born on August 8, 2002 in Urbandale, Iowa

SEASON HIGHS

Category	Highs	Opponent (last time)	Date
IP	6.1	#15 OKLAHOMA STATE	4/20/24
H	7	TEXAS	3/29/24
R	6	(2x) at TCU	4/27/24
ER	6	at TCU	4/27/24
BB	2	(2x) at TCU	4/27/24
K	8	#15 OKLAHOMA STATE	4/20/24

CAREER HIGHS

Category	Highs	Opponent (last time)	Date
IP	6.1	#15 OKLAHOMA STATE	4/20/24
H	10	vs. Sam Houston	2/25/23
R	6	(2x) TEXAS	3/29/24
ER	4	(4x) at Oklahoma	4/13/24
BB	4	at Baylor	3/18/23
K	8	#15 OKLAHOMA STATE	4/20/24

KEEPING TRACK (STARTS)

	2023	2024	CAREER
6.0+ IP	0	1	1
3+ K	4	1	5
In 5+ IP...			
Walked None	0	1	1
Allowed 0 Runs	0	0	0
Allowed 2 or Fewer Runs	1	1	2
Allowed 0 Hits	0	0	0

KEEPING TRACK (RELIEF)

	2023	2024	CAREER
2.0+ IP	2	14	16
3+ K	2	10	12
In 2+ IP...			
Walked None	2	6	8
Allowed 0 Runs	1	8	9
Allowed 2 or Fewer Runs	2	12	14
Allowed 0 Hits	0	7	7

LAST TIME

Last Win	4/20/24, #15 OKLAHOMA STATE (W, 7-2)
Last Loss	4/27/24, at TCU (W, 4-7)
Last Save	4/10/24, WICHITA STATE (W, 6-3)
Last Appearance	4/27/24, at TCU (W, 4-7)
Last Start	4/27/24, at TCU (W, 4-7)
Last Relief	4/17/24, at Northeastern (W, 9-8)

CAREER PITCHING LINES

DATE	OPPONENT	GS	IP	H	R	ER	BB	K	NP	DEC	SCORE
2/19/23	at SFA	*	2.0	5	6	4	0	2	58	--	14-8
2/25/23	vs. Sam Houston	*	3.2	10	4	3	0	5	83	L	3-8
3/4/23	STONEHILL	*	5.0	5	2	2	2	6	76	W	25-3
3/11/23	YOUNGSTOWN	*	3.1	6	4	4	1	3	76	--	9-6
3/18/23	at Baylor	*	3.0	4	2	2	3	0	64	L	4-8
3/22/23	ST. THOMAS		3.0	3	0	0	0	3	40	--	1-2
3/26/23	OKLAHOMA	*	3.1	3	4	4	3	1	60	--	8-7
4/2/23	#24 WEST VA		3.2	3	2	2	0	3	50	--	6-10
4/9/23	at #21 Texas	*	2.0	3	4	4	1	1	43	L	2-8
4/18/23	WICHITA STATE	*	3.0	8	6	6	0	0	59	L	4-10
2/16/24	vs. Cal		2.2	4	1	1	1	5	45	--	3-6
2/18/24	vs. Georgetown		2.1	0	0	0	0	2	23	W	7-6
2/23/24	HOLY CROSS		1.1	0	0	0	1	2	24	SV	17-11
2/25/24	HOLY CROSS		3.1	2	2	1	0	3	47	SV	5-4
3/3/24	UMASS LOWELL		2.1	2	0	0	1	2	39	--	10-1
3/6/24	at #10 Clemson		2.1	0	0	0	1	4	--	--	3-8
3/8/24	CINCINNATI		2.0	0	0	0	0	5	26	--	4-0
3/10/24	CINCINNATI		3.1	3	3	3	1	4	53	--	14-13
3/15/24	MISSOURI STATE		3.0	0	0	0	0	7	30	SV	7-3
3/19/24	at Wichita State		3.0	0	0	0	0	5	26	SV	8-6
3/22/24	at Houston		3.0	0	0	0	0	2	30	SV	5-3
3/24/24	at Houston		2.0	2	1	1	0	2	30	--	9-3
3/29/24	TEXAS		2.0	7	6	4	1	4	65	L	11-21
4/3/24	at Missouri St.		1.2	2	0	0	1	3	35	--	8-4
4/6/24	at #25 UCF		2.0	2	1	1	1	3	35	--	4-3
4/10/24	WICHITA STATE		1.0	0	0	0	0	0	8	SV	6-3
4/13/24	at Oklahoma		1.2	5	4	4	0	3	33	--	4-1
4/16/24	at UConn		0.2	0	0	0	0	1	8	--	0-4
4/17/24	at Northeastern		2.0	0	0	0	0	4	25	W	9-8
4/20/24	#15 OKLA. ST.	*	6.1	3	1	1	0	8	93	W	7-2

4/27/24	at TCU	*	3.1	4	6	6	2	5	76	L	4-7
TOTAL	31 appearances	10	83.1	86	59	53	22	102	1306	4-6/6	

CAREER STATS

YEAR	ERA	W	L	APP	GS	CG	SHO	CBO	SV	IP	H	R	ER	BB	SO	2B	3B	HR	BF	B/AVG	WP	HBP	BK	SFA	SHA
2022	REDSHIRT																								
2023	8.72	1	4	10	8	0	0	0	0	32.0	50	34	31	11	27	13	0	7	158	.362	2	4	0	3	2
2024	3.86	3	2	21	2	0	0	1	6	51.1	36	25	22	11	75	7	2	4	206	.191	2	3	0	1	3
TOTAL	5.72	4	6	31	10	0	0	1	6	83.1	86	59	53	22	102	20	2	11	364	.264	4	7	0	4	5



JOSH WINTROUB

RIGHT-HANDED PITCHER

YR **GR** HT **6-3** WT **230** B/T **R/R**

HOMETOWN **LITTLETON, COLO.**
PREV SCHOOL **AUGUSTANA COLLEGE**

39

SEASON STATS

W-L	ERA	G-GS	QS	IP	BB	SO	WHIP
2-3	6.39	12-10	1	43.2	12	49	1.67
SV/OPP	IRS/IR	BB/9	K/9	K/BB			
0	2/0	2.5	10.1	4.5			

NOTES

- Spent five seasons at Augustana College in Rock Island, Ill.
- Named ABCA/Rawlings DIII Fourth Team All-American (2022), D3Baseball.com Third Team All-American (2022), CoSIDA Academic All-District (2022)
- Went 16-5 with a 2.88 ERA (56 ER, 175.0 IP), 223 strikeouts against 50 walks
- Tossed a seven-inning no-hitter, recording 14 strikeouts – just two off from a school record – picking up the win against Cornell (April 10, 2022)
- Made a career-high 15 appearances with 13 starts in 2022, going 6-3 with a 2.71 ERA and 96 strikeouts
- Finished 8-2 with a 2.52 ERA (83 IP, in 13 starts his final season, striking out a career-high 107 and walking 11 with opponents hitting .189 against him.
- Born July 19, 2000 ...

SEASON HIGHS

Category	Highs	Opponent (last time)	Date
IP	6.1	UMASS LOWELL	3/3/24
H	7	(2x) at Oklahoma	4/12/24
R	8	at Oklahoma	4/12/24
ER	6	(2x) at Oklahoma	4/12/24
BB	2	(4x) OMAHA	4/23/24
K	7	UMASS LOWELL	3/3/24

CAREER HIGHS

Category	Highs	Opponent (last time)	Date
IP	6.1	UMASS LOWELL	3/3/24
H	7	(2x) at Oklahoma	4/12/24
R	8	at Oklahoma	4/12/24
ER	6	(2x) at Oklahoma	4/12/24
BB	2	(4x) OMAHA	4/23/24
K	7	UMASS LOWELL	3/3/24

KEEPING TRACK (STARTS)

	2024	CAREER
6.0+ IP	1	1
6+ K	2	2
In 5+ IP...		
Walked None	0	0
Allowed 0 Runs	0	0
Allowed 2 or Fewer Runs	1	1
Allowed 0 Hits	0	0

KEEPING TRACK (RELIEF)

	2024	CAREER
2.0+ IP	2	2
3+ K	2	2
In 2+ IP...		
Walked None	1	1
Allowed 0 Runs	0	0
Allowed 2 or Fewer Runs	0	0
Allowed 0 Hits	0	0

LAST TIME

Last Win	3/28/24, TEXAS (W, 14-6)
Last Loss	5/1/24, at Nebraska (L, 0-8)
Last Save	--
Last Appearance	5/1/24, at Nebraska (L, 0-8)
Last Start	5/1/24, at Nebraska (L, 0-8)
Last Relief	2/16/24, vs. Cal (L, 3-6)

CAREER PITCHING LINES

DATE	OPPONENT	GS	IP	H	R	ER	BB	K	NP	DEC	SCORE
2/16/24	vs. Cal		2.1	4	3	3	0	3	40	L	3-6
2/23/24	HOLY CROSS		2.2	5	4	3	1	3	65	--	17-11
3/3/24	UMASS LOWELL *		6.1	3	1	1	1	7	87	W	10-1
3/9/24	CINCINNATI *		2.2	5	6	6	2	5	71	--	7-11
3/15/24	MISSOURI STATE *		4.1	7	2	2	0	4	85	--	7-3
3/22/24	at Houston *		4.1	5	3	3	0	5	74	--	5-3
3/28/24	TEXAS *		5.1	6	3	3	1	5	72	W	14-6
4/5/24	at #25 UCF *		3.1	6	2	2	0	4	69	--	4-7
4/12/24	at Oklahoma *		1.2	7	8	6	2	2	55	L	5-12
4/17/24	at Northeastern *		4.1	2	0	0	2	6	71	--	9-8
4/23/24	OMAHA *		4.0	5	3	2	2	2	77	--	6-4
5/1/24	at Nebraska *		2.1	2	1	0	1	3	45	L	0-8
TOTAL	12 appearances	10	43.2	57	36	31	12	49	811	2-3	

CAREER STATS

YEAR	ERA	W	L	APP	GS	CG	SHO	CBO	SV	IP	H	R	ER	BB	SO	2B	3B	HR	BF	B/AVG	WP	HBP	BK	SFA	SHA
2024	6.39	2	3	12	10	0	0	0	0	43.2	57	36	31	12	49	11	2	7	207	.303	2	4	0	3	0
TOTAL	6.39	2	3	12	10	0	0	0	0	43.2	57	36	31	12	49	11	2	7	207	.303	2	4	0	3	0



MASON BUSS

RIGHT-HANDED PITCHER

YR **SO** HT **5-11** WT **190** B/T **R/R**

HOMETOWN **PEWAUKEE, WIS.**
PREV SCHOOL **ARROWHEAD HS**

6

SEASON STATS

W-L	ERA	G-GS	SV	IP	BB	SO	WHIP
2-0	4.50	12-1	0	18.0	5	11	1.18
SV/OPP	IRS/IR	BB/9	K/9	K/BB			
0	5/3	2.5	5.5	2.2			

NOTES

- Helped combine for two shutouts at Creighton on March 15 and against SEMO on May 7 in 2023...
- In Big 12 play, went 1-1 with a 7.00 ERA (7 ER, 9.0 IP) with eight strikeouts and four walks ...
- Earned first Big 12 victory against Oklahoma (March 25), allowing just two hits over 2 2/3 innings ...
- Made first college start at Creighton on March 15, 2023; earned the victory in 3-0 shutout
- Earned his first collegiate victory in the series finale against Youngstown State (March 12, 2023)
- Named first team all-state and Conference Player of the Year in senior campaign at Arrowhead HS
- Rated 17th overall and 6th RHP in Wisconsin by Perfect Game
- Born July 30, 2003

SEASON HIGHS

Category	Highs	Opponent (last time)	Date
IP	4.0	CINCINNATI	3/10/24
H	5	WICHITA STATE	4/10/24
R	3	(3x) OKLAHOMA STATE	4/21/24
ER	3	(3x) OKLAHOMA STATE	4/21/24
BB	3	CINCINNATI	3/10/24
K	3	CINCINNATI	3/10/24

CAREER HIGHS

Category	Highs	Opponent (last time)	Date
IP	5.0	(2x) NEBRASKA	4/4/23
H	6	(2x) at Oklahoma State	5/14/23
R	7	(2x) at Oklahoma State	5/14/23
ER	7	at Oklahoma State	5/14/23
BB	3	(3x) CINCINNATI	3/10/24
K	7	at Creighton	3/15/23

KEEPING TRACK (STARTS)

	2023	2024	CAREER
6.0+ IP	0	-	0
3+ K	2	-	2
In 5+ IP...			
Walked None	1	-	1
Allowed 0 Runs	2	-	2
Allowed 2 or Fewer Runs	4	-	4
Allowed 0 Hits	0	-	0

KEEPING TRACK (RELIEF)

	2023	2024	CAREER
2.0+ IP	7	2	9
3+ K	5	1	6
In 2+ IP...			
Walked None	4	1	5
Allowed 0 Runs	4	2	6
Allowed 2 or Fewer Runs	8	2	10
Allowed 0 Hits	0	1	1

LAST TIME

Last Win	3/19/24, at Wichita State (W, 8-6)
Last Loss	5/14/23, at Oklahoma state (L, 2-12)
Last Save	--
Last Appearance	4/21/24, #15 OKLAHOMA STATE (L, 6-4)
Last Start	4/10/24, WICHITA STATE (W, 6-3)
Last Relief	4/21/24, #15 OKLAHOMA STATE (L, 6-4)

CAREER PITCHING LINES

DATE	OPPONENT	GS	IP	H	R	ER	BB	K	NP	DEC	SCORE
2/19/23	at SFA		0.2	2	2	2	1	0	22	--	14-8
2/22/23	at Lamar		3.2	4	0	0	1	3	--	--	3-4
2/25/23	vs. Sam Houston		0.1	0	0	0	0	1	4	--	3-8
2/28/23	at Omaha		1.2	2	2	2	0	2	31	--	6-7
3/6/23	STONEHILL		4.0	4	1	0	0	3	65	--	6-6
3/12/23	YOUNGSTOWN		2.0	1	1	0	0	3	28	W	16-2
3/15/23	at Creighton	*	5.0	1	0	0	2	7	80	W	3-0
3/19/23	at Baylor		1.0	3	0	0	0	2	28	--	4-8
3/21/23	ST. THOMAS		2.0	1	1	0	1	3	31	--	11-3
3/25/23	OKLAHOMA		2.2	2	0	0	0	2	35	W	7-6
3/28/23	at Air Force	*	3.2	6	7	5	3	0	76	--	12-9
3/1/23	#24 WEST VA.		1.0	0	0	0	1	1	21	--	7-1
4/4/23	NEBRASKA	*	5.0	5	2	1	0	4	88	L	1-6
4/9/23	at #21 Texas		2.0	3	0	0	2	1	48	--	2-8
4/18/23	WICHITA STATE		2.0	2	3	3	2	3	58	--	4-10
4/23/23	at UC Irvine		2.0	2	0	0	0	2	25	--	1-7
5/2/23	at Wichita State	*	4.0	5	1	1	1	0	73	L	0-1
5/7/23	SEMO	*	5.0	2	0	0	3	3	70	W	10-0
5/14/23	at Oklahoma St.	*	2.1	6	7	7	1	2	38	L	2-12
3/2/24	UMASS LOWELL		1.0	0	0	0	0	1	12	--	17-3
3/5/24	at #8 Tennessee		2.1	0	0	0	0	1	26	--	5-15
3/9/24	CINCINNATI		1.0	0	0	0	0	1	10	--	7-11
3/10/24	CINCINNATI		4.0	2	0	0	3	3	61	--	14-13
3/15/24	MISSOURI STATE		0.1	0	0	0	0	0	8	W	7-3
3/19/24	at Wichita State		1.0	0	0	0	0	0	4	W	8-6
3/23/24	at Houston		1.1	2	0	0	0	1	18	--	6-5
3/28/24	TEXAS		1.0	4	3	3	0	1	22	--	14-6
4/3/24	at Missouri St.		1.0	0	0	0	1	2	18	--	8-4
4/7/24	at #25 UCF		1.0	1	0	0	0	0	9	--	1-6
4/10/24	WICHITA STATE	*	3.0	5	3	3	0	1	53	--	6-3
4/21/24	#15 OKLA. ST.		1.0	4	3	3	1	0	25	--	4-6
TOTAL	31 appearances	7	68.0	70	36	30	23	53	1087	6-3	

CAREER STATS

YEAR	ERA	W	L	APP	GS	CG	SHO	CBO	SV	IP	H	R	ER	BB	SO	2B	3B	HR	BF	B/AVG	WP	HBP	BK	SFA	SHA
2023	3.78	4	3	19	6	0	0	2	0	50.0	51	27	21	18	42	8	1	4	223	.267	3	8	1	4	2
2024	4.50	2	0	12	1	0	0	0	0	18.0	19	9	9	5	11	4	0	2	75	.279	0	1	0	1	0
TOTAL	3.97	6	3	31	7	0	0	0	0	68.0	70	36	30	23	53	12	1	6	298	.270	3	9	1	5	2



BLAKE DEAN

RIGHT-HANDED PITCHER

YR **FR** HT **6-1** WT **190** B/T **R/R**

HOMETOWN **ACWORTH, GA.**
PREV SCHOOL **NORTH COBB CHRISTIAN HS**

10

SEASON STATS

W-L	ERA	G-GS	SV	IP	BB	SO	WHIP
2-3	5.06	19-3	1	42.2	15	41	1.57
SV/OPP	IRS/IR	BB/9	K/9	K/BB			
1/1	19/6	2.5	5.5	2.7			

NOTES

- Made phenomenal outing in collegiate debut, striking out six without allowing a run in three innings of work in 6-4 win over Boston College to pick up the save
- Attended North Cobb Christian High School ...
- Four-time preseason All-American ...
- Tabbed Ga Dugout Club All-American ...
- Named to Perfect Game National IMG Tournament MVP ...
- Named region pitcher of the year ...
- Registered a 1.34 ERA in senior campaign, tossing 62 innings with 113 strikeouts ...
- Helped NCCHS to 2A State Championship title ...
- Born September 2, 2004 ...

SEASON HIGHS

Category	Highs	Opponent (last time)	Date
IP	4.2	at TCU	4/27/24
H	7	CINCINNATI	3/10/24
R	4	(3x) at #25 UCF	4/7/24
ER	4	CINCINNATI	3/10/24
BB	2	(5x) at TCU	4/27/24
K	9	HOLY CROSS	2/24/24

CAREER HIGHS

Category	Highs	Opponent (last time)	Date
IP	4.2	at TCU	4/27/24
H	7	CINCINNATI	3/10/24
R	4	(3x) at #25 UCF	4/7/24
ER	4	CINCINNATI	3/10/24
BB	2	(5x) at TCU	4/27/24
K	9	HOLY CROSS	2/24/24

KEEPING TRACK (STARTS)

	2024	CAREER
6.0+ IP	0	0
3+ K	1	1
In 5+ IP...		
Walked None	0	0
Allowed 0 Runs	0	0
Allowed 2 or Fewer Runs	0	0
Allowed 0 Hits	0	0

KEEPING TRACK (RELIEF)

	2024	CAREER
2.0+ IP	10	10
3+ K	5	5
In 2+ IP...		
Walked None	2	2
Allowed 0 Runs	4	4
Allowed 2 or Fewer Runs	7	7
Allowed 0 Hits	2	2

LAST TIME

Last Win	4/3/24, at Missouri State (W, 8-4)
Last Loss	4/7/24, at #25 UCF (L, 1-6)
Last Save	2/17/24, vs. Boston College (W, 6-4)
Last Appearance	5/1/24, at Nebraska (L, 0-8)
Last Start	4/14/24, at Oklahoma (L, 7-8)
Last Relief	5/1/24, at Nebraska (L, 0-8)

CAREER PITCHING LINES

DATE	OPPONENT	GS	IP	H	R	ER	BB	K	NP	DEC	SCORE
2/17/24	vs. Boston Col.		3.0	0	0	0	1	6	42	SV	6-4
2/20/24	at Arizona St.		2.0	5	3	3	1	2	47	L	6-9
2/24/24	HOLY CROSS		3.2	4	4	3	1	9	67	L	10-13
3/2/24	UMASS LOWELL		2.1	3	1	1	0	1	34	--	17-3
3/6/24	at #10 Clemson		1.0	2	3	0	2	0	--	--	3-8
3/9/24	CINCINNATI		1.2	0	0	0	0	3	20	--	7-11
3/10/24	CINCINNATI		2.2	7	4	4	0	0	43	--	14-13
3/16/24	MISSOURI STATE		2.0	2	0	0	0	0	26	--	12-6
3/19/24	at Wichita State		1.0	1	2	2	0	0	26	--	8-6
3/23/24	at Houston		2.1	1	0	0	1	2	29	W	6-5
3/29/24	TEXAS		2.1	2	1	0	0	4	33	--	11-21
4/3/24	at Missouri St.	*	2.0	1	0	0	0	1	24	W	8-4
4/7/24	at #25 UCF	*	4.0	3	4	2	2	5	65	L	1-6
4/14/24	at Oklahoma	*	2.2	6	6	6	2	1	58	--	7-8
4/19/24	#15 OKLA. ST		1.0	0	0	0	2	0	20	--	6-5
4/21/24	#15 OKLA. ST		1.2	1	0	0	0	0	20	--	4-6
4/23/24	OMAHA		2.0	0	0	0	1	2	23	--	6-4
4/27/24	at TCU		4.2	3	1	1	2	3	75	--	4-7
5/1/24	at Nebraska		0.2	2	2	2	0	1	16	--	0-8
TOTAL	18 appearances	3	42.2	43	31	24	15	41	668	2-3/1	

CAREER STATS

YEAR	ERA	W	L	APP	GS	CG	SHO	CBO	SV	IP	H	R	ER	BB	SO	2B	3B	HR	BF	B/AVG	WP	HBP	BK	SFA	SHA
2024	5.06	2	3	19	3	0	0	0	1	42.2	43	31	24	15	41	5	1	5	198	.250	5	9	0	0	2
TOTAL	5.06	2	3	19	3	0	0	0	1	42.2	43	31	24	15	41	5	1	5	198	.250	5	9	0	0	2



COLE WISENBAKER

LEFT-HANDED PITCHER

YR **SO** HT **6-3** WT **175** B/T **L/L**

HOMETOWN **HOUSTON, TEXAS**
PREV SCHOOL **CYPRESS CHRISTIAN HS**

13

SEASON STATS

W-L	ERA	G-GS	SV	IP	BB	SO	WHIP
2-0	3.15	15	0	20.0	8	19	1.55
SV/OPP	IRS/IR	BB/9	K/9	K/BB			
0	16/9	3.6	8.6	2.4			

NOTES

- Made nine relief appearances in relief for the North Adams SteepleCats of the New England Collegiate League ... Picked up NECBL Pitcher Honor Roll honors on July 17 after tossing three scoreless innings against Bristol with a pair of strikeouts ... Ranked fifth on the team with an ERA of 1.96 over 18 1/3 innings, issuing nine walks against 16 strikeouts.
- Made 15 relief appearances (no starts) in 2023 ... Had 2-1 record with a 8.50 ERA (17 ER, 18.0 IP) with 11 strikeouts and seven walks ...
- Twice logged a season-high 3 2/3 innings of relief (February 19 at Stephen F. Austin, March 21 vs. St. Thomas) ...
- Season-best three strikeouts against Stephen F. Austin in collegiate debut, allowing just three hits with three strikeouts to pick up the win in relief ...
- Born November 24, 2003 in Cypress, Texas

SEASON HIGHS

Category	Highs	Opponent (last time)	Date
IP	4.0	#15 OKLAHOMA STATE	4/21/24
H	2	at #25 UCF	4/7/24
R	2	(2x) at #25 UCF	4/7/24
ER	2	(2x) at #25 UCF	4/7/24
BB	2	at Missouri State	4/3/24
K	6	MISSOURI STATE	3/16/24

CAREER HIGHS

Category	Highs	Opponent (last time)	Date
IP	4.0	#15 OKLAHOMA STATE	4/21/24
H	5	at Air Force	3/29/23
R	6	at Air Force	3/29/23
ER	5	at Air Force	3/29/23
BB	2	at Missouri State	4/3/24
K	6	MISSOURI STATE	3/16/24

KEEPING TRACK (RELIEF)

	2023	2024	CAREER
2.0+ IP	3	3	6
3+ K	1	1	2
In 2+ IP...			
Walked None	2	0	1
Allowed 0 Runs	1	2	3
Allowed 2 or Fewer Runs	1	3	4
Allowed 0 Hits	0	1	1

LAST TIME

Last Win	3/22/24, at Houston (W, 5-3)
Last Loss	2/28/23, at Omaha (L, 6-7)
Last Save	--
Last Appearance	5/1/24, at Nebraska (L, 0-8)
Last Start	--
Last Relief	5/1/24, at Nebraska (L, 0-8)

CAREER PITCHING LINES

DATE	OPPONENT	GS	IP	H	R	ER	BB	K	NP	DEC	SCORE
2/19/23	at SFA		3.2	3	0	0	0	3	41	W	14-8
2/24/23	vs. LSU		1.0	0	0	0	0	2	14	--	3-7
2/28/23	at Omaha		0.2	2	2	2	0	1	16	L	6-7
3/12/23	YOUNGSTOWN		1.0	0	0	0	0	1	15	--	16-2
3/15/23	at Creighton		0.0	1	0	0	1	0	10	--	3-0
3/18/23	at Baylor		2.0	1	2	2	1	2	26	--	4-8
3/21/23	ST. THOMAS		3.2	3	1	1	0	2	44	W	11-3
3/26/23	OKLAHOMA		1.1	3	2	2	0	0	23	--	8-7
3/29/23	at Air Force		1.2	5	6	5	1	0	36	--	13-18
4/4/23	NEBRASKA		0.1	0	0	0	0	0	5	--	1-6
4/18/23	WICHITA STATE		1.0	0	0	0	1	0	17	--	4-10
4/23/23	at UC Irvine		1.0	2	1	1	1	0	24	--	1-7
4/29/23	#14 TEXAS TECH		0.1	0	0	0	0	0	4	--	2-5
5/2/23	at Wichita State		0.0	0	0	0	1	0	7	--	0-1
5/13/23	at Oklahoma St.		0.1	3	4	4	1	0	13	--	5-19
2/17/24	vs. Boston Col.		0.0	1	2	2	1	0	11	--	6-4
2/23/24	HOLY CROSS		1.0	2	1	1	0	1	27	--	17-11
2/24/24	HOLY CROSS		0.1	1	0	0	0	0	3	--	10-13
3/1/24	UMASS LOWELL		1.2	0	0	0	1	4	29	--	10-1
3/3/24	UMASS LOWELL		0.1	0	0	0	0	0	4	--	10-1
3/9/24	CINCINNATI		0.2	1	1	1	1	0	15	--	7-11
3/16/24	MISSOURI STATE		3.1	0	0	0	1	6	39	W	12-6
3/22/24	at Houston		0.2	0	0	0	0	2	10	W	5-3
4/3/24	at Missouri St.		2.0	2	1	1	2	2	37	--	8-4
4/7/24	at #25 UCF		1.1	3	2	2	0	0	27	--	1-6
4/13/24	at Oklahoma		0.2	2	1	0	0	0	10	--	4-11
4/19/24	#15 OKLA ST		1.1	0	0	0	0	0	16	--	6-5
4/21/24	#15 OKLA. ST		4.0	1	0	0	1	2	48	--	4-6
4/26/24	at TCU		1.0	2	0	0	0	1	20	--	0-12
5/1/24	at Nebraska		1.2	2	0	0	1	1	32	--	0-8
TOTAL	29 appearances		38.0	40	26	24	15	30	392	4-1	

CAREER STATS

YEAR	ERA	W	L	APP	GS	CG	SHO	CBO	SV	IP	H	R	ER	BB	SO	2B	3B	HR	BF	B/AVG	WP	HBP	BK	SFA	SHA
2023	8.50	2	1	15	0	0	0	1	0	18.0	23	18	17	7	11	4	1	1	83	.338	1	5	0	3	0
2024	3.15	2	0	15	0	0	0	0	0	20.0	17	8	7	8	19	1	0	2	89	.227	0	6	0	0	0
TOTAL	5.68	4	1	30	0	0	0	1	0	38.0	40	26	24	15	30	5	1	3	172	.280	1	11	0	3	0



TYSON NEIGHBORS

RIGHT-HANDED PITCHER

YR **JR** HT **6-2** WT **220** B/T **R/R**

HOMETOWN
ROYSE CITY, TEXAS
PREV SCHOOL
ROYSE CITY HS

SEASON STATS

W-L	ERA	G-GS	SV	IP	BB	SO	WHIP
1-1	3.47	14-0	4	23.1	11	33	1.16
SV/OPP	IRS/IR	BB/9	K/9	K/BB			
4/4	7/4	4.2	12.7	3.0			

NOTES

- No. 7 reliever by D1Baseball in midseason positional players rankings
- D1Baseball Preseason First Team All-American (2024)
- Baseball America Preseason First Team All-American (2024)
- NCABWA Preseason First Team All-American (2024)
- Perfect Game Preseason First Team All-American (2024)
- NCBWA Preseason Stopper of the Year Watch List (2024)
- USA Baseball Collegiate National Team (2023)
- NCBWA Stopper of the Year Award Finalist (2023)
- D1Baseball First Team All-American (2023)
- NCBWA First Team All-American (2023)
- CBF First Team All-American (2023)
- ABCA/Rawlings Second Team All-American (2023)
- Baseball America Second Team All-American (2023)
- Perfect Game Second Team All-American (2023)
- Collegiate Baseball Third Team All-American (2023)
- ABCA First Team All-Central Region (2023)
- First Team All-Big 12 (2023)
- Big 12 Co-Pitcher of the Week (April 10, 2023)

CAREER PITCHING LINES

DATE	OPPONENT	GS	IP	H	R	ER	BB	K	NP	DEC	SCORE
2/18/22	vs. Arizona	1.0	0	0	0	0	3	11	--	--	6-8
2/19/22	vs. Michigan	0.0	2	3	3	-	1	7	--	--	2-10
2/25/22	at CSU Bakersfield	1.0	0	1	1	5	1	37	--	--	3-4
3/19/22	Morehead State	1.0	0	0	0	1	2	17	--	--	15-2
3/27/22	at TCU	0.2	0	0	0	2	1	17	--	--	3-11
4/5/22	Creighton	1.1	2	0	0	1	0	22	--	--	7-5
4/14/22	Texas	1.2	2	0	0	2	1	35	W	--	8-5
4/19/22	Omaha	0.2	1	0	0	2	1	21	--	--	11-3
5/17/22	at Virginia Tech	1.0	1	1	1	1	3	22	--	--	2-8
2/18/23	at SFA	2.0	2	1	1	0	5	35	W	--	8-4
2/22/23	at Lamar	1.1	0	0	0	1	2	--	--	--	3-4
2/25/23	vs. Sam Houston	2.0	1	0	0	0	1	34	--	--	3-8
2/26/23	vs. Iowa	1.0	2	1	1	0	2	16	L	--	5-6
3/6/23	STONEHILL	3.1	0	0	0	0	7	35	W	--	6-5
3/11/23	YOUNGSTOWN	2.0	2	1	1	0	3	32	SV	--	9-6
3/15/23	at Creighton	2.0	0	0	0	2	4	36	SV	--	3-0
3/18/23	at Baylor	0.1	1	0	0	0	1	12	--	--	4-8
3/19/23	at Baylor	1.1	0	0	0	1	2	21	--	--	4-8
3/25/23	OKLAHOMA	1.0	0	0	0	0	1	15	SV	--	7-6
3/26/23	OKLAHOMA	1.0	0	0	0	0	2	15	W	--	8-7
3/29/23	at Air Force	2.0	0	0	0	1	3	39	SV	--	12-9
4/1/23	#24 WEST VA	1.0	1	0	0	0	1	16	--	--	7-1
4/8/23	at #21 Texas	3.0	1	0	0	1	8	46	SV	--	6-5
4/14/23	at Kansas	1.0	0	0	0	0	1	9	SV	--	5-4
4/15/23	at Kansas	1.0	0	0	0	0	2	9	--	--	6-1
4/16/23	at Kansas	2.0	1	1	0	1	3	26	--	--	21-18
4/21/23	at UC Irvine	3.0	0	0	0	0	7	40	SV	--	6-3
4/28/23	#14 TEXAS TECH	1.0	0	0	0	1	0	19	SV	--	3-2
4/30/23	#14 TEXAS TECH	2.2	1	1	1	3	6	48	W	--	10-8
5/5/23	SEMO	1.2	0	0	0	1	4	30	SV	--	2-1
5/12/23	at Oklahoma St.	2.2	2	2	2	0	5	38	SV	--	10-9
5/18/23	TCU	2.0	2	2	2	1	3	44	W	--	7-6

CAREER STATS

YEAR	ERA	W	L	APP	GS	CG	SHO	CBO	SV	IP	H	R	ER	BB	SO	2B	3B	HR	BF	B/AVG	WP	HBP	BK	SFA	SHA
2022	5.40	1	0	9	0	0	0	0	0	8.1	8	5	5	14	13	4	0	0	47	.267	1	2	1	0	1
2023	1.85	5	1	25	0	0	0	2	11	48.2	22	11	10	16	86	2	0	5	184	.135	3	3	0	0	2
2024	3.47	1	1	13	0	0	0	0	4	23.1	16	11	9	11	33	4	0	3	98	.188	1	0	0	0	2
TOTAL	2.69	7	2	47	0	0	0	2	15	80.1	46	27	24	41	132	10	0	8	329	.165	5	5	1	0	5

SEASON HIGHS

Category	Highs	Opponent (last time)	Date
IP	3.1	at TCU	4/27/24
H	3	(2x) at Northeastern	4/17/24
R	3	at Northeastern	4/17/24
ER	2	(4x) at Northeastern	4/17/24
BB	2	#15 OKLAHOMA STATE	4/19/24
K	5	#15 OKLAHOMA STATE	4/19/24

CAREER HIGHS

Category	Highs	Opponent (last time)	Date
IP	4.2	TCU	5/20/23
H	5	TCU	5/20/23
R	3	vs Michigan	2/19/22
ER	3	vs Michigan	2/19/22
BB	5	at CSU Bakersfield	2/25/22
K	8	(2x) vs. #20 Texas	5/25/23

KEEPING TRACK (RELIEF)

	2022	2023	2024	CAREER
2.0+ IP	0	14	5	19
3+ K	2	13	6	21
In 2+ IP...				
Walked None	0	7	0	7
Allowed 0 Runs	0	7	2	9
Allowed 2 or Fewer Runs	0	13	4	17
Allowed 0 Hits	0	4	0	4

LAST TIME

Last Win	3/24/24, at Houston (W, 9-3)
Last Loss	4/14/24, at Oklahoma (L, 7-8)
Last Save	4/27/24, at TCU (W, 6-3)
Last Appearance	4/27/24, at TCU (W, 6-3)
Last Start	--
Last Relief	4/27/24, at TCU (W, 6-3)

5/20/23	TCU	4.2	5	2	2	0	5	54	--	--	3-4	
5/25/23	vs. #20 Texas	4.0	1	0	0	3	8	71	SV	--	6-0	
2/18/24	vs. Georgetown	1.0	1	2	2	1	2	20	SV	--	7-6	
2/20/24	at Arizona St.	1.1	1	2	2	1	3	28	--	--	6-9	
3/22/24	at Houston	1.0	1	0	0	0	2	18	--	--	5-3	
3/24/24	at Houston	2.0	1	0	0	1	2	24	W	--	9-3	
3/30/24	TEXAS	3.0	2	2	2	1	3	50	--	--	3-6	
4/3/24	at Missouri St.	1.0	0	0	0	0	1	17	--	--	8-4	
4/6/24	at #25 UCF	1.0	0	0	0	0	1	16	SV	--	4-3	
4/7/24	at #25 UCF	1.2	1	0	0	0	3	29	--	--	1-6	
4/14/24	at Oklahoma	3.0	3	2	1	1	3	54	L	--	7-8	
4/17/24	at Northeastern	2.0	3	3	2	1	1	34	--	--	9-8	
4/19/24	#15 OKLA. ST	2.0	1	0	0	2	5	36	--	--	6-5	
4/23/24	OMAHA	1.0	0	0	0	1	1	13	SV	--	6-4	
4/27/24	at TCU	3.1	2	0	0	1	4	54	SV	--	6-3	
TOTAL	47 appearances	80.1	46	27	24	41	132	1340	7-2/15			



JAMES GUYETTE

RIGHT-HANDED PITCHER

YR **FR** HT **6-3** WT **215** B/T **R/R**

HOMETOWN
NEWBURY PARK, CALIF.
PREV SCHOOL
NEWBURY PARK HS

32

SEASON STATS

W-L	ERA	G-GS	SV	IP	BB	SO	WHIP
0-0	23.40	3-1	0	5.0	4	5	3.80
SV/OPP	IRS/IR	BB/9	K/9	K/BB			
0	0/0	7.2	9.0	1.25			

NOTES

- Attended Newbury Park High School ...
- Played baseball under head coach Curtis Scott in the Marmonte League ...
- Earned Second Team All-League honors.
- Born February 3, 2005 ...

SEASON HIGHS

Category	Highs	Opponent (last time)	Date
IP	2.2	at #8 Tennessee	3/5/24
H	8	at #8 Tennessee	3/5/24
R	6	at #8 Tennessee	3/5/24
ER	6	at #8 Tennessee	3/5/24
BB	2	at #8 Tennessee	3/5/24
K	3	HOLY CROSS	2/24/24

CAREER HIGHS

Category	Highs	Opponent (last time)	Date
IP	2.2	at #8 Tennessee	3/5/24
H	8	at #8 Tennessee	3/5/24
R	6	at #8 Tennessee	3/5/24
ER	6	at #8 Tennessee	3/5/24
BB	2	at #8 Tennessee	3/5/24
K	3	HOLY CROSS	2/24/24

KEEPING TRACK (STARTS)

	2024	CAREER
6.0+ IP	0	0
3+ K	0	0
In 5+ IP...		
Walked None	0	0
Allowed 0 Runs	0	0
Allowed 2 or Fewer Runs	0	0
Allowed 0 Hits	0	0

KEEPING TRACK (RELIEF)

	2024	CAREER
2.0+ IP	2	2
3+ K	1	1
In 2+ IP...		
Walked None	0	0
Allowed 0 Runs	0	0
Allowed 2 or Fewer Runs	0	0
Allowed 0 Hits	0	0

LAST TIME

Last Win	--
Last Loss	--
Last Save	--
Last Appearance	3/13/24, SOUTH DAKOTA STATE (W, 16-5)
Last Start	3/13/24, SOUTH DAKOTA STATE (W, 16-5)
Last Relief	3/5/24, at #8 Tennessee (L, 5-15)

CAREER PITCHING LINES

DATE	OPPONENT	GS	IP	H	R	ER	BB	K	NP	DEC	SCORE
2/24/24	HOLY CROSS		2.1	4	3	3	1	3	51	--	10-13
3/5/24	at #8 Tennessee		2.2	8	6	6	2	2	66	--	5-15
3/13/24	S. DAKOTA ST. *		0.0	2	4	4	1	0	17	--	16-5
TOTAL	3 appearances	1	5.0	14	13	13	4	5	134	--	

CAREER STATS

YEAR	ERA	W	L	APP	GS	CG	SHO	CBO	SV	IP	H	R	ER	BB	SO	2B	3B	HR	BF	B/AVG	WP	HBP	BK	SFA	SHA
2024	23.40	0	0	3	1	0	0	0	0	5.0	14	13	13	4	5	4	0	4	27	.519	1	1	0	1	0
TOTAL	23.40	0	0	3	1	0	0	0	0	5.0	14	13	13	4	5	4	0	4	27	.519	1	1	0	1	0



PRESTON MARTINEZ

RIGHT-HANDED PITCHER

YR **JR** HT **6-1** WT **180** B/T **R/R**

HOMETOWN **SAN ANTONIO, TEXAS**
 PREV SCHOOL **DYERSBURG STATE CC**

34

SEASON STATS

W-L	ERA	G-GS	SV	IP	BB	SO	WHIP
0-0	5.40	11-0	0	10.0	9	14	2.50
SV/OPP	IRS/IR	BB/9	K/9	K/BB			
0	5/2	8.1	12.6	1.6			

NOTES

- In two seasons at Dyersburg, made 49 appearances with one start going 3-5 with a 3.33 ERA (20 ER, 54 IP) ...
- Totaled 16 saves and 77 strikeouts ...
- In 2023, appeared in 23 games going 2-3 with six saves and 2.59 ERA (7 ER, 24.1 IP) ... Had a 1.27 WHIP with 35 strikeouts ...
- In 2022, appeared in 26 games (1 start) with a 3.94 ERA (13 ER, 29.2 IP) and 42 strikeouts
- Born December 10, 2002 ...

SEASON HIGHS

Category	Highs	Opponent (last time)	Date
IP	2.0	at Oklahoma	4/12/24
H	2	(3x) MISSOURI STATE	3/17/24
R	3	MISSOURI STATE	3/17/24
ER	2	(2x) MISSOURI STATE	3/17/24
BB	2	(2x) CINCINNATI	3/9/24
K	3	(2x) SOUTH DAKOTA STATE	3/13/24

CAREER HIGHS

Category	Highs	Opponent (last time)	Date
IP	2.0	at Oklahoma	4/12/24
H	2	(3x) MISSOURI STATE	3/17/24
R	3	MISSOURI STATE	3/17/24
ER	2	(2x) MISSOURI STATE	3/17/24
BB	2	(2x) CINCINNATI	3/9/24
K	3	(2x) SOUTH DAKOTA STATE	3/13/24

KEEPING TRACK (STARTS)

	2024	CAREER
6.0+ IP	0	0
3+ K	0	0
In 5+ IP...		
Walked None	0	0
Allowed 0 Runs	0	0
Allowed 2 or Fewer Runs	0	0
Allowed 0 Hits	0	0

KEEPING TRACK (RELIEF)

	2024	CAREER
2.0+ IP	1	1
3+ K	2	2
In 2+ IP...		
Walked None	0	0
Allowed 0 Runs	1	1
Allowed 2 or Fewer Runs	1	1
Allowed 0 Hits	0	0

LAST TIME

Last Win	--
Last Loss	--
Last Save	--
Last Appearance	4/26/24, at TCU (0-12)
Last Start	--
Last Relief	4/26/24, at TCU (0-12)

CAREER PITCHING LINES

DATE	OPPONENT	GS	IP	H	R	ER	BB	K	NP	DEC	SCORE
2/18/24	vs. Georgetown		0.2	2	2	2	0	0	14	--	7-6
3/1/24	UMASS LOWELL		1.0	1	0	0	0	0	10	--	10-1
3/6/24	at #10 Clemson		1.2	2	0	0	2	3	--	--	3-8
3/9/24	CINCINNATI		1.0	1	1	1	2	2	27	--	7-11
3/13/24	S. DAKOTA ST.		1.0	1	0	0	1	3	22	--	16-5
3/17/24	MISSOURI STATE		1.0	2	3	2	1	2	27	--	11-3
3/29/23	TEXAS		0.1	1	0	0	0	1	8	--	11-21
4/3/24	at Missouri St.		0.0	1	1	1	0	0	3	--	8-4
4/12/24	at Oklahoma		2.0	1	0	0	1	2	28	--	5-12
4/16/24	at UConn		0.1	1	1	0	1	0	10	--	0-4
4/26/24	at TCU		1.0	0	0	0	1	1	11	--	0-12
TOTAL	11 appearances		10.0	13	8	6	9	14	160	--	

CAREER STATS

YEAR	ERA	W	L	APP	GS	CG	SHO	CBO	SV	IP	H	R	ER	BB	SO	2B	3B	HR	BF	B/AVG	WP	HBP	BK	SFA	SHA
2024	5.40	0	0	11	0	0	0	0	0	10.0	13	8	6	9	14	6	1	0	55	.317	0	3	0	2	0
TOTAL	5.40	0	0	11	0	0	0	0	0	10.0	13	8	6	9	14	6	1	0	55	.317	0	3	0	2	0



ANDREW EVANS

RIGHT-HANDED PITCHER

YR **SO** HT **6-5** WT **235** B/T **R/R**

HOMETOWN **OLATHE, KAN.**
PREV SCHOOL **OLATHE WEST HS**

35

SEASON STATS

W-L	ERA	G-GS	SV	IP	BB	SO	WHIP
4-2	10.08	11-2	0	25.0	9	19	1.80
SV/OPP	IRS/IR	BB/9	K/9	K/BB			
0	0/0	3.2	6.8	2.1			

NOTES

- Played for the New Britain Bees of the Futures League, earned a position on the league's All-Star Team last summer
- Made collegiate debut against Stephen F. Austin on February 20 with a season-high three strikeouts ...
- Logged a season-high 3 1/3 innings in relief against St. Thomas.
- Born June 25, 2004 in Naperville, Illinois ...

SEASON HIGHS

Category	Highs	Opponent (last time)	Date
IP	4.2	SOUTH DAKOTA STATE	3/13/24
H	8	at TCU	4/26/24
R	7	TEXAS	3/29/24
ER	7	TEXAS	3/29/24
BB	2	(2x) at TCU	4/26/24
K	4	SOUTH DAKOTA STATE	3/13/24

CAREER HIGHS

Category	Highs	Opponent (last time)	Date
IP	4.2	SOUTH DAKOTA STATE	3/13/24
H	8	at TCU	4/26/24
R	7	TEXAS	3/29/24
ER	7	TEXAS	3/29/24
BB	2	(3x) at TCU	4/26/24
K	4	SOUTH DAKOTA STATE	3/13/24

KEEPING TRACK (STARTS)

	2023	CAREER
6.0+ IP	0	0
3+ K	0	0
In 5+ IP...		
Walked None	0	0
Allowed 0 Runs	0	0
Allowed 2 or Fewer Runs	0	0
Allowed 0 Hits	0	0

KEEPING TRACK (RELIEF)

	2023	2024	CAREER
2.0+ IP	1	8	9
3+ K	1	3	3
In 2+ IP...			
Walked None	1	3	4
Allowed 0 Runs	0	1	1
Allowed 2 or Fewer Runs	1	7	8
Allowed 0 Hits	0	1	1

LAST TIME

Last Win	4/19/24, #15 OKLAHOMA STATE (W, 6-5)
Last Loss	3/6/24, at #10 Clemson (L, 3-8)
Last Save	--
Last Appearance	4/26/24, at TCU (0-12)
Last Start	3/19/24, at Wichita State (W, 8-6)
Last Relief	4/26/24, at TCU (0-12)

CAREER PITCHING LINES

DATE	OPPONENT	GS	IP	H	R	ER	BB	K	NP	DEC	SCORE
2/20/23	at SFA		3.0	4	2	2	0	3	43	--	16-5
2/28/23	at Omaha		1.2	2	2	0	2	1	33	--	5-6
3/21/23	ST. THOMAS	*	3.1	7	1	1	0	2	64	--	11-3
3/29/23	at Air Force		1.0	0	0	0	0	2	15	--	13-18
4/4/23	NEBRASKA		1.0	3	2	2	0	1	20	--	1-6
5/13/23	at Oklahoma St.		1.0	1	0	0	0	1	16	--	5-19
5/24/23	vs. TCU		1.0	1	0	0	0	0	14	--	3-16
2/24/24	HOLY CROSS		2.2	2	1	0	0	3	52	--	10-13
3/1/24	UMASS LOWELL		3.0	4	1	1	0	2	58	W	10-1
3/6/24	at #10 Clemson	*	3.0	4	5	5	1	2	--	L	3-8
3/10/24	CINCINNATI		1.0	2	2	2	0	3	23	W	14-13
3/14/24	S. DAKOTA ST.		4.2	2	1	1	0	4	59	W	16-5
3/19/24	at Wichita State	*	2.0	3	2	2	1	0	44	--	8-6
3/29/24	TEXAS		0.2	5	7	7	1	0	24	--	11-21
4/12/24	at Oklahoma		2.0	0	0	0	1	1	14	--	5-12
4/16/24	at UConn		2.1	3	2	2	1	2	42	L	0-4
4/19/24	#15 OKLA. ST		2.0	2	2	2	2	1	34	W	6-5
4/26/24	at TCU		1.2	8	6	6	2	1	47	--	0-12
TOTAL	18 appearances	3	37.0	53	36	33	11	29	655	4-2	

CAREER STATS

YEAR	ERA	W	L	APP	GS	CG	SHO	CBO	SV	IP	H	R	ER	BB	SO	2B	3B	HR	BF	B/AVG	WP	HBP	BK	SFA	SHA
2023	3.75	0	0	7	1	0	0	0	0	12.0	18	7	5	2	10	5	0	1	58	.327	1	0	0	0	1
2024	10.08	4	2	11	2	0	0	0	0	25.0	35	29	28	9	19	8	2	4	119	.330	4	1	0	1	2
TOTAL	8.03	4	2	18	3	0	0	0	0	37.0	53	36	33	11	29	13	2	5	177	.329	5	1	0	1	3



SAM ROBERTS

RIGHT-HANDED PITCHER

YR **JR** HT **6-2** WT **170** B/T **R/R**

HOMETOWN **SOUTH JORDAN, UTAH**
 PREV SCHOOL **CHANDLER GILBERT CC**

SEASON STATS

W-L	ERA	G-GS	SV	IP	BB	SO	WHIP
1-0	4.05	10-0	0	6.2	4	7	1.65
SV/OPP	IRS/IR	BB/9	K/9	K/BB			
0	7/0	5.4	9.4	1.8			

NOTES

- Played summer ball for Greeneville Flyboys and Okotoks Dawgs
- In two seasons at Chandler Gilbert, made 37 appearances ...
- Tabbed JBB NJCAA D2 First Team All-American and JBB All-NJCAA First Team ...
- In 2023, appeared in 25 games and went 3-0 with a 1.35 ERA (20 IP), three saves, and averaged 13.5 strikeouts per nine innings ...
- In 2022, made 12 appearances with a 3.27 ERA (20 IP), and averaged 18.0 strikeouts per nine innings.
- Born May 24, 2003 ...

SEASON HIGHS

Category	Highs	Opponent (last time)	Date
IP	1.1	(2x) at Oklahoma	4/13/24
H	2	at Oklahoma	4/13/24
R	3	at Northeastern	4/17/24
ER	2	at Northeastern	4/17/24
BB	2	UMASS LOWELL	3/2/24
K	3	SOUTH DAKOTA STATE	3/13/24

CAREER HIGHS

Category	Highs	Opponent (last time)	Date
IP	1.1	(2x) at Oklahoma	4/13/24
H	2	at Oklahoma	4/13/24
R	3	at Northeastern	4/17/24
ER	2	at Northeastern	4/17/24
BB	2	UMASS LOWELL	3/2/24
K	3	SOUTH DAKOTA STATE	3/13/24

KEEPING TRACK (STARTS)

	2024	CAREER
6.0+ IP	0	0
3+ K	0	0
In 5+ IP...		
Walked None	0	0
Allowed 0 Runs	0	0
Allowed 2 or Fewer Runs	0	0
Allowed 0 Hits	0	0

KEEPING TRACK (RELIEF)

	2024	CAREER
2.0+ IP	0	0
3+ K	1	1
In 2+ IP...		
Walked None	0	0
Allowed 0 Runs	0	0
Allowed 2 or Fewer Runs	0	0
Allowed 0 Hits	0	0

LAST TIME


Last Win	2/23/24, HOLY CROSS (W, 17-11)
Last Loss	--
Last Save	--
Last Appearance	5/1/24, at Nebraska (L, 0-8)
Last Start	--
Last Relief	5/1/24, at Nebraska (L, 0-8)

CAREER PITCHING LINES

DATE	OPPONENT	GS	IP	H	R	ER	BB	K	NP	DEC	SCORE
2/23/24	HOLY CROSS		1.1	1	0	0	1	1	16	W	17-11
3/2/24	UMASS LOWELL		0.0	0	0	0	2	0	13	--	17-3
3/13/24	S. DAKOTA ST.		1.0	0	0	0	0	3	13	--	16-5
4/3/24	at Missouri St.		0.2	0	0	0	0	0	5	--	8-4
4/5/24	at #25 UCF		0.1	0	0	0	0	1	3	--	4-7
4/13/24	at Oklahoma		1.1	2	1	1	0	0	21	--	4-11
4/16/24	at UConn		1.0	0	0	0	0	2	12	--	0-4
4/17/24	at Northeastern		0.1	0	3	2	0	0	3	--	9-8
4/21/24	#15 OKLa. ST		0.1	0	0	0	1	0	6	--	4-6
5/1/24	at Nebraska		0.1	0	0	0	0	0	5	--	0-8
TOTAL	9 appearances		6.2	3	4	3	4	7	103	1-0	

CAREER STATS

YEAR	ERA	W	L	APP	GS	CG	SHO	CBO	SV	IP	H	R	ER	BB	SO	2B	3B	HR	BF	B/AVG	WP	HBP	BK	SFA	SHA
2024	4.05	1	0	10	0	0	0	0	0	6.2	3	4	3	4	7	2	0	0	27	.167	0	4	1	0	1
TOTAL	4.05	1	0	10	0	0	0	0	0	6.2	3	4	3	4	7	2	0	0	27	.167	0	4	1	0	1



ADAM ARTHUR

LEFT-HANDED PITCHER

YR **FR** HT **6-3** WT **175** B/T **L/L**

HOMETOWN
ALTADENA, CALIF.
PREV SCHOOL
POLYTECHNIC HS

SEASON STATS

W-L	ERA	G-GS	SV	IP	BB	SO	WHIP
0-0	5.89	12-0	0	18.1	6	11	1.47
SV/OPP	IRS/IR	BB/9	K/9	K/BB			
0	11/0	2.9	5.4	1.8			

NOTES

- Attended Polytechnic High School in Pasadena High School
- Played under Wayne Lovett and was voted team captain three times
- Three-time First Team All-Prep League honoree, two-time team Cy Young recipient and team MVP
- Earned San Gabriel Valley Sr All-Star Game Pitcher of Game Award
- Named CBCA Second Team All-Southern Section, Perfect Game Rawlings All-American Regional Honorable Mention
- Made 31 appearances at Polytechnic with a 1.16 ERA (32 IP)
- Had 208 strikeouts and finished with opponents turning in a .117 batting average against
- Ended with a 1.106 WHIP and averaged 14.18 strikeouts per nine innings.
- Born November 29, 2004 ...

SEASON HIGHS

Category	Highs	Opponent (last time)	Date
IP	2.2	TEXAS	3/28/24
H	4	at Wichita State	3/19/24
R	3	CINCINNATI	3/9/24
ER	2	(5x) at Nebraska	5/1/24
BB	1	(6x) at Nebraska	5/1/24
K	3	UMASS LOWELL	3/2/24

CAREER HIGHS

Category	Highs	Opponent (last time)	Date
IP	2.2	TEXAS	3/28/24
H	4	at Wichita State	3/19/24
R	3	CINCINNATI	3/9/24
ER	2	(5x) at Nebraska	5/1/24
BB	1	(6x) at Nebraska	5/1/24
K	3	UMASS LOWELL	3/2/24

KEEPING TRACK (STARTS)

	2024	CAREER
6.0+ IP	0	0
3+ K	0	0
In 5+ IP...		
Walked None	0	0
Allowed 0 Runs	0	0
Allowed 2 or Fewer Runs	0	0
Allowed 0 Hits	0	0

KEEPING TRACK (RELIEF)

	2024	CAREER
2.0+ IP	4	4
3+ K	1	1
In 2+ IP...		
Walked None	2	2
Allowed 0 Runs	1	1
Allowed 2 or Fewer Runs	2	2
Allowed 0 Hits	1	1

LAST TIME

Last Win	--
Last Loss	--
Last Save	--
Last Appearance	5/1/24, at Nebraska (L, 0-8)
Last Start	--
Last Relief	5/1/24, at Nebraska (L, 0-8)

CAREER PITCHING LINES

DATE	OPPONENT	GS	IP	H	R	ER	BB	K	NP	DEC	SCORE
2/23/24	HOLY CROSS	1.1	1	2	2	1	0	24	--	17-11	
3/1/24	UMASS LOWELL	1.1	1	0	0	0	3	17	--	10-1	
3/9/24	CINCINNATI	2.0	2	3	2	1	0	31	--	7-11	
3/13/24	S. DAKOTA ST.	1.1	0	0	0	0	0	9	--	16-5	
3/15/24	MISSOURI STATE	1.1	1	1	1	1	1	13	--	7-3	
3/19/24	at Wichita State	2.0	4	2	2	0	2	47	--	8-6	
3/28/24	TEXAS	2.2	0	0	0	1	1	35	--	14-6	
4/3/24	at Missouri St.	0.2	1	2	2	1	0	18	--	8-4	
4/5/24	at #25 UCF	1.0	2	0	0	0	2	14	--	4-7	
4/13/24	at Oklahoma	0.1	0	0	0	0	0	3	--	4-11	
4/16/24	at Northeastern	2.2	2	1	1	0	2	42	--	0-4	
5/1/24	at Nebraska	1.2	3	2	2	1	0	27	--	0-8	
TOTAL	12 appearances	18.1	17	13	12	6	11	280	--		

CAREER STATS

YEAR	ERA	W	L	APP	GS	CG	SHO	CBO	SV	IP	H	R	ER	BB	SO	2B	3B	HR	BF	B/AVG	WP	HBP	BK	SFA	SHA
2024	5.89	0	1	12	0	0	0	0	0	18.1	17	13	12	6	11	5	2	1	80	.254	0	4	0	1	2
TOTAL	5.89	0	1	12	0	0	0	0	0	18.1	17	13	12	6	11	5	2	1	80	.254	0	4	0	1	2



JACOB FROST

LEFT-HANDED PITCHER

YR **JR** HT **6-2** WT **220** B/T **L/L**

HOMETOWN **ST. LOUIS, MO.**
 PREV SCHOOL **WABASH VALLEY COLLEGE**

45

SEASON STATS

W-L	ERA	G-GS	QS	IP	BB	SO	WHIP
3-1	6.91	12-7	1	41.2	22	35	1.73
SV/OPP	IRS/IR	BB/9	K/9	K/BB			
0	6/2	4.8	7.6	1.6			

NOTES

- Big 12 Co-Newcomer of the Week (March 11)
- Made K-State debut in 7-6 win over Georgetown on the final day of opening weekend
- Helped Wabash to two consecutive runs in the NJCAA World Series...
- Appeared in 37 games with 21 starts ...
- Went 13-4 with a pair of saves and a 3.79 ERA (52 ER, 123.1 IP) ...
- Recorded 160 strikeouts.
- Born May 14, 2003 ...

SEASON HIGHS

Category	Highs	Opponent (last time)	Date
IP	5.2	UMASS LOWELL	3/2/24
H	8	MISSOURI STATE	3/16/24
R	7	TEXAS	3/29/24
ER	6	(2x) TEXAS	3/29/24
BB	5	at Houston	3/23/24
K	5	(2x) at #25 UCF	4/5/24

CAREER HIGHS

Category	Highs	Opponent (last time)	Date
IP	5.2	UMASS LOWELL	3/2/24
H	8	MISSOURI STATE	3/16/24
R	7	TEXAS	3/29/24
ER	6	(2x) TEXAS	3/29/24
BB	5	at Houston	3/23/24
K	5	(2x) at #25 UCF	4/5/24

KEEPING TRACK (STARTS)

	2024	CAREER
6.0+ IP	1	1
6+ K	0	0
In 5+ IP...		
Walked None	0	0
Allowed 0 Runs	1	1
Allowed 2 or Fewer Runs	3	3
Allowed 0 Hits	1	1

KEEPING TRACK (RELIEF)

	2024	CAREER
2.0+ IP	3	3
3+ K	2	2
In 2+ IP...		
Walked None	0	0
Allowed 0 Runs	0	0
Allowed 2 or Fewer Runs	1	1
Allowed 0 Hits	0	0

LAST TIME

Last Win	4/10/24, WICHITA STATE (W, 6-3)
Last Loss	4/5/24, at #25 UCF (L, 4-7)
Last Save	--
Last Appearance	5/1/24, at Nebraska (L, 0-8)
Last Start	3/29/24, TEXAS (L, 11-21)
Last Relief	5/1/24, at Nebraska (L, 0-8)

CAREER PITCHING LINES

DATE	OPPONENT	GS	IP	H	R	ER	BB	K	NP	DEC	SCORE
2/18/24	vs. Georgetown	*	5.0	3	2	1	3	4	95	--	7-6
2/24/24	HOLY CROSS	*	1.0	2	5	5	2	2	48	--	10-13
3/2/24	UMASS LOWELL	*	5.2	7	2	1	2	5	92	W	17-3
3/8/24	CINCINNATI	*	7.0	0	0	0	2	4	118	W	4-0
3/16/24	MISSOURI STATE	*	3.2	8	6	6	2	4	99	--	12-6
3/23/24	at Houston	*	4.2	1	4	4	5	4	78	--	6-5
3/29/24	TEXAS	*	3.2	7	7	6	0	3	72	--	11-21
4/5/24	at #25 UCF		3.1	6	5	5	1	5	61	L	4-7
4/10/24	WICHITA STATE		1.0	1	0	0	0	0	8	W	6-3
4/12/24	at Oklahoma		2.1	4	4	3	3	1	54	--	5-12
4/26/24	at TCU		3.1	3	1	0	2	3	56	--	0-12
5/1/24	at Nebraska		1.0	2	1	1	0	0	13	--	0-8
TOTAL	12 appearances	7	41.2	44	37	32	22	35	794	2-1	

CAREER STATS

YEAR	ERA	W	L	APP	GS	CG	SHO	CBO	SV	IP	H	R	ER	BB	SO	2B	3B	HR	BF	B/AVG	WP	HBP	BK	SFA	SHA
2024	6.91	3	1	12	7	0	0	1	0	41.2	44	37	32	22	35	12	0	7	196	.268	4	6	0	0	4
TOTAL	6.91	3	1	12	7	0	0	1	0	41.2	44	37	32	22	35	12	0	7	196	.268	4	6	0	0	4



JJ SLACK

LEFT-HANDED PITCHER

YR **GR** HT **5-10** WT **185** B/T **R/L**

HOMETOWN **LIBERTY, TEXAS**
 PREV SCHOOL **SOUTHWESTERN**

SEASON STATS

W-L	ERA	G-GS	SV	IP	BB	SO	WHIP
1-0	3.38	8-0	0	16.0	9	18	1.50
SV/OPP	IRS/IR	BB/9	K/9	K/BB			
0	4/0	5.1	10.1	2.0			

- NOTES**
- Spent four seasons at Southwestern with 34 appearances and 12 starts ...
 - Went 8-7 with a save for a 4.67 ERA (55 ER, 106.0 IP) and 151 strikeouts and 77 walks ...
 - Had a 1.47 WHIP with a 12.82 strikeout-to-walk ratio ...
 - Struck out a career-high nine vs. Austin College (April 24, 2021) ...
 - Tossed a career-high 7.0 innings against Texas Lutheran (May 7, 2021).
 - Born May 15, 2001

SEASON HIGHS

Category	Highs	Opponent (last time)	Date
IP	4.0	WICHITA STATE	4/10/24
H	4	at Northeastern	4/17/24
R	2	(2x) at Nebraska	5/1/24
ER	2	at Nebraska	5/1/24
BB	3	(2x) OMAHA	4/23/24
K	5	#15 OKLAHOMA STATE	4/20/24

CAREER HIGHS

Category	Highs	Opponent (last time)	Date
IP	4.0	WICHITA STATE	4/10/24
H	4	at Northeastern	4/17/24
R	2	(2x) at Nebraska	5/1/24
ER	2	at Nebraska	5/1/24
BB	3	(2x) OMAHA	4/23/24
K	5	#15 OKLAHOMA STATE	4/20/24

KEEPING TRACK (STARTS)

	2024	CAREER
6.0+ IP	0	0
3+ K	0	0
In 5+ IP...		
Walked None	0	0
Allowed 0 Runs	0	0
Allowed 2 or Fewer Runs	0	0
Allowed 0 Hits	0	0

KEEPING TRACK (RELIEF)

	2024	CAREER
2.0+ IP	5	5
3+ K	4	4
In 2+ IP...		
Walked None	2	2
Allowed 0 Runs	2	2
Allowed 2 or Fewer Runs	5	5
Allowed 0 Hits	1	1

LAST TIME

Last Win	4/23/24, OMAHA (W, 6-4)
Last Loss	--
Last Save	--
Last Appearance	5/1/24, at Nebraska (L, 0-8)
Last Start	--
Last Relief	5/1/24, at Nebraska (L, 0-8)

CAREER PITCHING LINES

DATE	OPPONENT	GS	IP	H	R	ER	BB	K	NP	DEC	SCORE
3/13/24	S. DAKOTA ST.	1.0	0	0	0	0	0	0	15	--	16-5
3/23/24	at Houston	0.2	1	1	1	1	1	1	11	--	6-5
4/10/24	WICHITA STATE	4.0	3	0	0	0	4	46	--	6-3	
4/14/24	at Oklahoma	3.0	0	0	0	2	3	48	--	7-8	
4/17/24	at Northeastern	2.1	4	2	1	0	3	47	--	9-8	
4/20/24	#15 OKLA. ST	2.2	3	1	1	3	5	57	--	7-2	
4/23/24	OMAHA	2.0	2	1	1	3	1	33	W	6-4	
5/1/24	at Nebraska	0.1	1	2	2	0	0	12	--	0-8	
TOTAL	8 appearances	16.0	14	7	6	9	18	269	1-0		

CAREER STATS

YEAR	ERA	W	L	APP	GS	CG	SHO	CBO	SV	IP	H	R	ER	BB	SO	2B	3B	HR	BF	B/AVG	WP	HBP	BK	SFA	SHA
2024	3.38	1	0	8	0	0	0	0	0	16.0	14	7	6	9	18	3	1	1	69	.241	0	1	0	0	1
TOTAL	3.38	1	0	8	0	0	0	0	0	16.0	14	7	6	9	18	3	1	1	69	.241	0	1	0	0	1



JADEN PARSONS

INFIELDER

YR GR HT 5-10 WT 180 B/T L/R

HOMETOWN KELOWNA, B.C., CANADA
PREV SCHOOL CENTRAL OKLAHOMA

SEASON STATS

AVG/OBP/SLG	AB	R	H	HR	RBI	BB
.368/.456/.418	67	13	24	1	8	11

SB-ATT	W/RISP	W/2 OUTS	2-OUT RBI
7-9	6-19 (.316)	8-24 (.333)	4

NOTES

- In two seasons at Central Oklahoma, played and started in all 83 games ... Posted a slash line of .338/.414/.430 with 114 hits and 53 runs batted in ... Tallied 22 doubles, three triples and a home run ... In 2023, led the team with a .353 batting average and 67 hits ... In 2023, slashed .353/.419/.437 with career-bests in hits (67), RBI (35), runs scored (42), and stolen bases (11).
- Played two seasons at Cloud County ...
- Born December 8, 2000 ...

CAREER STATS

YEAR	AVG	GP	GS	AB	R	H	2B	3B	HR	RBI	TB	SLG%	BB	HBP	SO	GDP	OB%	SF	SH	SB	ATT	PO	A	E	FLD%
2024	.358	30	19	67	13	24	1	0	1	8	28	.418	11	1	13	1	.456	0	2	7	9	25	35	2	.968
TOTAL	.358	30	19	67	13	24	1	0	1	8	28	.418	11	1	13	1	.456	0	2	7	9	25	35	2	.968



CADYN KARL

OUTFIELDER

YR R-FR HT 6-2 WT 195 B/T R/R

HOMETOWN EDMOND, OKLA.
PREV SCHOOL JONES HS

SEASON STATS

AVG/OBP/SLG	AB	R	H	HR	RBI	BB
.000/.000/.000	3	1	0	0	0	2

SB-ATT	W/RISP	W/2 OUTS	2-OUT RBI
0-0	0-1 (.000)	0-1 (.000)	0

NOTES

- Played with the Southern Maryland Senators of the Cap Ripken League ... Slashed .253/.383/.333 through 29 games with seven doubles and six RBI ...
- Born August 26, 2003

CAREER STATS

YEAR	AVG	GP	GS	AB	R	H	2B	3B	HR	RBI	TB	SLG%	BB	HBP	SO	GDP	OB%	SF	SH	SB	ATT	PO	A	E	FLD%
2023	REDSHIRT																								
2024	.000	11	0	4	1	0	0	0	0	0	0	.000	2	0	3	0	.333	0	0	0	1	1	0	0	1.000
TOTAL	.000	11	0	4	1	0	0	0	0	0	0	.000	2	0	3	0	.333	0	0	0	1	1	0	0	1.000

SEASON HIGHS

Category	Highs	Opponent (last time)	Date
H	2	(6x) at TCU	4/27/24
RBI	2	(2x) #15 OKLAHOMA STATE	4/20/21
HR	1	#15 OKLAHOMA STATE	4/20/21
SB	2	UMASS LOWELL	3/1/24
BB	3	OMAHA	4/23/24
R	2	at Northeastern	4/17/24

CAREER HIGHS

Category	Highs	Opponent (last time)	Date
H	2	(6x) at TCU	4/27/24
RBI	2	(2x) #15 OKLAHOMA STATE	4/20/21
HR	1	#15 OKLAHOMA STATE	4/20/21
SB	2	UMASS LOWELL	3/1/24
BB	3	OMAHA	4/23/24
R	2	at Northeastern	4/17/24

KEEPING TRACK

	2024	CAREER
Multi-Hit Games	6	6
4+-Hit Games	0	0
Multi-RBI Games	2	2
Multi-HR Games	0	0
Multi-Stolen Base Games	2	2

LAST 5 GAMES:
5-for-15 (.333)
LAST 10 GAMES:
11-for-32 (.344)
CURRENT HITTING STREAK:
--
CURRENT ON-BASE STREAK:
--

SEASON HIGHS

Category	Highs	Opponent (last time)	Date
H	--	--	--
RBI	--	--	--
HR	--	--	--
SB	--	--	--
BB	1	(2x) SOUTH DAKOTA STATE	3/13/24
R	1	SOUTH DAKOTA STATE	3/13/24

CAREER HIGHS

Category	Highs	Opponent (last time)	Date
H	--	--	--
RBI	--	--	--
HR	--	--	--
SB	--	--	--
BB	1	(2x) SOUTH DAKOTA STATE	3/13/24
R	1	SOUTH DAKOTA STATE	3/13/24

KEEPING TRACK

	2024	CAREER
Multi-Hit Games	0	0
4+-Hit Games	0	0
Multi-RBI Games	0	0
Multi-HR Games	0	0
Multi-Stolen Base Games	0	0

LAST 5 GAMES:
--
LAST 10 GAMES:
--
CURRENT HITTING STREAK:
--
CURRENT ON-BASE STREAK:
--



DANNIEL RIVERA

INFIELDER

YR HT WT B/T
SR 5-10 185 R/R

HOMETOWN
NEW BRITAIN, CONN.
PREV SCHOOL
SOUTHERN NEW HAMPSHIRE

3

SEASON STATS

AVG/OBP/SLG	AB	R	H	HR	RBI	BB
.231/.391/.315	108	23	25	2	20	24

SB-ATT	W/RISP	W/2 OUTS	2-OUT RBI
9-10	9-37 (.243)	7-38 (.184)	5

NOTES

- Played four seasons at Southern New Hampshire ...
- Two time Third Team All-Conference selection ... Named First Team Ne10 All Conference, NCBWA All-American Honorable Mention, D2CCA and NCBWA East All-Region First Team, ABCA East All-Region Second Team, NEIBA All New England Team, Ne10 All Defensive Team ...
- Born September 16, 2001 ...

CAREER STATS

YEAR	AVG	GP	GS	AB	R	H	2B	3B	HR	RBI	TB	SLG%	BB	HBP	SO	GDP	OB%	SF	SH	SB	ATT	PO	A	E	FLD%
2024	.231	37	29	108	23	25	3	0	2	20	34	.315	24	5	18	1	.391	1	0	9	10	11	38	8	.860
TOTAL	.231	37	29	108	23	25	3	0	2	20	34	.315	24	5	18	1	.391	1	0	9	10	11	38	8	.860

SEASON HIGHS

Category	Highs	Opponent (last time)	Date
H	3	HOLY CROSS	2/25/24
RBI	4	MISSOURI STATE	3/18/24
HR	1	(2x) HOLY CROSS	2/23/24
SB	2	(3x) at #25 UCF	4/6/24
BB	2	(4x) at Oklahoma	4/12/14
R	4	HOLY CROSS	2/23/24

CAREER HIGHS

Category	Highs	Opponent (last time)	Date
H	3	HOLY CROSS	2/25/24
RBI	4	MISSOURI STATE	3/18/24
HR	1	(2x) HOLY CROSS	2/23/24
SB	2	(3x) at #25 UCF	4/6/24
BB	2	(4x) at Oklahoma	4/12/14
R	4	HOLY CROSS	2/23/24

KEEPING TRACK

	2024	CAREER
Multi-Hit Games	5	5
4+-Hit Games	0	0
Multi-RBI Games	4	4
Multi-HR Games	0	0
Multi-Stolen Base Games	3	3

LAST 5 GAMES:

2-for-9 (.222)

LAST 10 GAMES:

2-for-12 (.167)

CURRENT HITTING STREAK:

--

CURRENT ON-BASE STREAK:

--



ORLANDO SALINAS, JR.

INFIELDER

YR HT WT B/T
SR 6-0 195 L/R

HOMETOWN
CORPUS CHRISTI, TEXAS
PREV SCHOOL
OKLAHOMA STATE

4

SEASON STATS

AVG/OBP/SLG	AB	R	H	HR	RBI	BB
.000/.000/.000	0	0	0	0	0	0

SB-ATT	W/RISP	W/2 OUTS	2-OUT RBI
0-0	0	0	0

NOTES

- Had first multi-home run game against Army (March 3)
- Rated as the No. 5 shortstop and No. 18 player overall in Texas by Perfect Game
- Born Sept. 17, 2000

CAREER STATS

YEAR	AVG	GP	GS	AB	R	H	2B	3B	HR	RBI	TB	SLG%	BB	HBP	SO	GDP	OB%	SF	SH	SB	ATT	PO	A	E	FLD%
2022	.209	49	31	129	17	27	7	2	4	20	50	.388	15	1	44	3	.297	0	1	0	3	101	38	6	.959
2023	.200	23	16	60	16	12	3	0	3	14	24	.400	12	1	16	1	.338	1	1	3	4	19	36	4	.932
2024	.000	1	0	1	0	0	0	0	0	0	0	.000	0	0	1	0	.000	0	0	0	0	0	0	0	.000
TOTAL	.205	73	47	190	33	39	10	2	7	34	74	.389	27	2	61	4	.309	1	2	3	7	120	74	10	.951

SEASON HIGHS

Category	Highs	Opponent (last time)	Date
H	--	--	--
RBI	--	--	--
HR	--	--	--
SB	--	--	--
BB	--	--	--
R	--	--	--

CAREER HIGHS

Category	Highs	Opponent (last time)	Date
H	3	MOREHEAD STATE	3/19/22
RBI	5	ARMY	3/5/23
HR	2	ARMY	3/5/23
SB	2	YOUNGSTOWN STATE	3/10/23
BB	3	YOUNGSTOWN STATE	3/10/23
R	3	(2x) YOUNGSTOWN STATE	3/10/23

KEEPING TRACK

	2022	2023	CAREER
Multi-Hit Games	4	3	7
4+-Hit Games	0	0	0
Multi-RBI Games	5	4	9
Multi-HR Games	0	1	1
Multi-Stolen Base Games	0	1	1

LAST 5 GAMES:

--

LAST 10 GAMES:

--

CURRENT HITTING STREAK:

--

CURRENT ON-BASE STREAK:

--



BRENDAN JONES

OUTFIELDER

YR **JR** HT **5-10** WT **180** B/T **L/L**

HOMETOWN **GREENBRIER, TENN.**
PREV SCHOOL **GOODPASTURE CHRISTIAN HS**

5

SEASON STATS

AVG/OBP/SLG	AB	R	H	HR	RBI	BB
.295/.433/.509	173	49	51	7	29	40

SB-ATT	W/RISP	W/2 OUTS	2-OUT RBI
31-32	17-53 (.321)	15-57 (.263)	12

NOTES

- No. 23 outfielder in the midseason positional player rankings by D1Baseball
- Competed in the Appalachian League with the Elizabethton River Riders
- Named All-Big 12 Honorable Mention
- Rated as the No. 7 outfielder and 34th overall player in the state of Tennessee by Perfect Game out of HS

CAREER STATS

YEAR	AVG	GP	GS	AB	R	H	2B	3B	HR	RBI	TB	SLG%	BB	HBP	SO	GDP	OB%	SF	SH	SB	ATT	PO	A	E	FLD%
2022	.500	29	0	8	7	4	0	0	4	4	4	.500	3	0	2	0	.583	1	0	2	2	9	1	1	.909
2023	.238	59	59	223	52	53	12	3	7	31	92	.413	45	4	58	2	.374	1	2	28	33	124	2	0	1.000
2024	.295	44	44	173	49	51	12	2	7	29	88	.509	40	3	40	0	.433	1	2	31	32	105	2	0	1.000
TOTAL	.267	132	103	404	108	108	24	5	14	64	184	.455	88	7	100	2	.404	3	4	61	67	238	5	1	.996



BRADY DAY

INFIELDER

YR **R-JR** HT **6-0** WT **190** B/T **L/R**

HOMETOWN **HAMPSTEAD, N.H.**
PREV SCHOOL **PINKERTON ACADEMY**

7

SEASON STATS

AVG/OBP/SLG	AB	R	H	HR	RBI	BB
.349/.469/.562	169	39	59	7	42	38

SB-ATT	W/RISP	W/2 OUTS	2-OUT RBI
12-14	22-65 (.338)	23-58 (.397)	15

NOTES

- No. 4 second baseman in the midseason positional player rankings by D1Baseball
- Big 12 Player of the Week (March 4)
- Big 12 All-Tournament Team (2023)
- All-Big 12 Honorable Mention (2023)
- Taken in the 12th round (No. 369 overall) by the Atlanta Braves on the final day of the 2023 Major League Baseball Draft
- Born on March 6, 2002

CAREER STATS

YEAR	AVG	GP	GS	AB	R	H	2B	3B	HR	RBI	TB	SLG%	BB	HBP	SO	GDP	OB%	SF	SH	SB	ATT	PO	A	E	FLD%
2021																									
2022	.284	41	23	102	25	29	7	1	1	10	41	.402	17	3	15	4	.402	0	2	2	4	9	28	2	.949
2023	.356	56	56	194	40	69	9	1	3	26	89	.459	49	7	22	1	.492	4	2	8	11	78	121	5	.975
2024	.349	44	44	169	39	59	13	1	7	42	95	.562	38	1	28	1	.469	1	1	12	14	86	119	7	.967
TOTAL	.338	141	123	465	104	157	29	3	11	78	225	.484	104	11	65	6	.465	5	5	22	29	173	268	14	.969

SEASON HIGHS

Category	Highs	Opponent (last time)	Date
H	3	(4x) #15 OKLAHOMA STATE	4/21/24
RBI	3	(2x) CINCINNATI	3/10/24
HR	1	(6x) at #25 UCF	4/5/24
SB	3	MISSOURI STATE	3/15/24
BB	3	(4x) CINCINNATI	3/9/24
R	3	(4x) OMAHA	4/23/24

CAREER HIGHS

Category	Highs	Opponent (last time)	Date
H	3	(8x) #15 OKLAHOMA STATE	4/21/24
RBI	4	(2x) SEMO	5/6/23
HR	1	(13x) at #25 UCF	4/5/24
SB	3	MISSOURI STATE	3/15/24
BB	3	(7x) CINCINNATI	3/9/24
R	3	(6x) OMAHA	4/23/24

KEEPING TRACK

	2022	2023	2024	CAREER
Multi-Hit Games	0	10	14	24
4+-Hit Games	0	0	0	0
Multi-RBI Games	1	7	8	16
Multi-HR Games	0	0	0	0
Multi-Stolen Base Games	1	9	7	17

LAST 5 GAMES:
5-for-19 (.263)

LAST 10 GAMES:
11-for-40 (.275)

CURRENT HITTING STREAK:
--

CURRENT ON-BASE STREAK:
--

SEASON HIGHS

Category	Highs	Opponent (last time)	Date
H	5	at Houston	3/24/24
RBI	5	UMASS LOWELL	3/1/24
HR	2	UMASS LOWELL	3/1/24
SB	2	UMASS LOWELL	3/2/24
BB	3	at Missouri State	4/3/24
R	3	at Missouri State	4/3/24

CAREER HIGHS

Category	Highs	Opponent (last time)	Date
H	5	at Houston	3/24/24
RBI	5	UMASS LOWELL	3/1/24
HR	2	UMASS LOWELL	3/1/24
SB	2	UMASS LOWELL	3/2/24
BB	3	(4x) at Missouri State	4/3/24
R	3	(5x) at Missouri State	4/3/24

KEEPING TRACK


	2022	2023	2024	CAREER
Multi-Hit Games	9	18	18	45
4+-Hit Games	0	0	2	2
Multi-RBI Games	3	4	14	21
Multi-HR Games	0	0	1	1
Multi-Stolen Base Games	0	0	2	2

LAST 5 GAMES:
1-for-16 (.063)

LAST 10 GAMES:
7-for-35 (.189)

CURRENT HITTING STREAK:
--

CURRENT ON-BASE STREAK:
--



NICK ENGLISH

CATCHER/OUTFIELDER

YR **FR** HT **5-11** WT **195** B/T **R/R**

HOMETOWN **OLATHE, KAN.**
PREV SCHOOL **OLATHE SOUTH HS**

8

SEASON STATS

AVG/OBP/SLG	AB	R	H	HR	RBI	BB
.269/.365/.413	160	26	43	2	31	22


SB-ATT	W/RISP	W/2 OUTS	2-OUT RBI
8-9	14-58 (.241)	13-62 (.210)	14

NOTES

- Played for the Pittsfield Suns of the Futures League ... In nine games, produced a slash line of .263/.378/.434 with a team-leading 11 doubles, one triple and seven RBI ... Walked 14 times and scored 14 runs, producing six multi-hit games. On July 23, English went 2-for-4 with a pair of doubles and RBI.
- Born May 25, 2005

CAREER STATS

YEAR	AVG	GP	GS	AB	R	H	2B	3B	HR	RBI	TB	SLG%	BB	HBP	SO	GDP	OB%	SF	SH	SB	ATT	PO	A	E	FLD%
2024	.269	42	41	160	26	43	17	0	2	31	66	.413	22	4	35	1	.365	3	1	8	9	39	0	3	.929
TOTAL	.269	42	41	160	26	43	17	0	2	31	66	.413	22	4	35	1	.365	3	1	8	9	39	0	3	.929



CHUCK INGRAM

OUTFIELDER

YR **SR** HT **6-1** WT **225** B/T **R/R**

HOMETOWN **BELTON, MO.**
PREV SCHOOL **WICHITA STATE**

9

SEASON STATS

AVG/OBP/SLG	AB	R	H	HR	RBI	BB
.294/.367/.519	187	41	55	9	24	19

SB-ATT	W/RISP	W/2 OUTS	2-OUT RBI
6-11	9-50 (.180)	18-58 (.310)	14

NOTES

- No. 96 outfielder in the midseason positional player rankings by D1Baseball
- Holds K-State TrackMan exit velo record (117) at K-State
- Named a Top Impact Transfer by D1Baseball (No. 55) ...
- Played three seasons at Wichita State where he helped the Shockers to 82 victories seeing action 141 games with 132 starts ...
- Two-time First Team All-American Athletic Conference selection ...
- Born July 27, 2001

CAREER STATS

YEAR	AVG	GP	GS	AB	R	H	2B	3B	HR	RBI	TB	SLG%	BB	HBP	SO	GDP	OB%	SF	SH	SB	ATT	PO	A	E	FLD%
2024	.294	44	44	187	41	55	9	3	9	24	97	.519	19	3	62	3	.367	1	1	6	11	57	5	2	.969
TOTAL	.294	44	44	187	41	55	9	3	9	24	97	.519	19	3	62	3	.367	1	1	6	11	57	5	2	.969

SEASON HIGHS

Category	Highs	Opponent (last time)	Date
H	3	(3x) at TCU	4/27/24
RBI	5	UMASS LOWELL	3/2/24
HR	1	(2x) #15 OKLAHOMA STATE	4/19/24
SB	1	(7x) #15 OKLAHOMA STATE	4/19/24
BB	3	HOLY CROSS	2/24/24
R	3	(2x) at TCU	4/27/24

CAREER HIGHS

Category	Highs	Opponent (last time)	Date
H	3	(3x) at TCU	4/27/24
RBI	5	UMASS LOWELL	3/2/24
HR	1	(2x) #15 OKLAHOMA STATE	4/19/24
SB	1	(7x) #15 OKLAHOMA STATE	4/19/24
BB	3	HOLY CROSS	2/24/24
R	3	(2x) at TCU	4/27/24

KEEPING TRACK

	2024	CAREER
Multi-Hit Games	11	11
4+-Hit Games	0	0
Multi-RBI Games	6	6
Multi-HR Games	0	0
Multi-Stolen Base Games	0	0

LAST 5 GAMES:
6-for-19 (.316)
LAST 10 GAMES:
9-for-40 (.225)
CURRENT HITTING STREAK:
--
CURRENT ON-BASE STREAK:
--

SEASON HIGHS

Category	Highs	Opponent (last time)	Date
H	4	UMASS LOWELL	3/2/24
RBI	3	(2x) TEXAS	3/29/24
HR	2	TEXAS	3/29/24
SB	1	(6x) at #25 UCF	4/6/24
BB	2	(2x) at #25 UCF	4/6/24
R	4	CINCINNATI	3/10/24

CAREER HIGHS

Category	Highs	Opponent (last time)	Date
H	4	UMASS LOWELL	3/2/24
RBI	3	(2x) TEXAS	3/29/24
HR	2	TEXAS	3/29/24
SB	1	(6x) at #25 UCF	4/6/24
BB	2	(2x) at #25 UCF	4/6/24
R	4	CINCINNATI	3/10/24

KEEPING TRACK

	2024	CAREER
Multi-Hit Games	16	16
4+-Hit Games	1	1
Multi-RBI Games	4	4
Multi-HR Games	1	1
Multi-Stolen Base Games	0	0

LAST 5 GAMES:
2-for-14 (.143)
LAST 10 GAMES:
3-for-34 (.088)
CURRENT HITTING STREAK:
--
CURRENT ON-BASE STREAK:
6



CAYDEN PHILLIPS

CATCHER

YR **JR** HT **6-3** WT **200** B/T **R/R**

HOMETOWN **AMARILLO, TEXAS**
PREV SCHOOL **AMARILLO HS**

12

SEASON STATS

AVG/OBP/SLG	AB	R	H	HR	RBI	BB
.256/.302/.385	39	2	10	1	9	3

SB-ATT	W/RISP	W/2 OUTS	2-OUT RBI
0-0	3-17 (.188)	5-15 (.333)	6

NOTES

- Ranked as No. 14 catcher in Texas by Perfect Game
- Originally committed to DBU
- Voted team captain and co-MVP his senior season at Amarillo
- Named to 2021 Texas 5A all-state team
- Three-time all-district pick

SEASON HIGHS

Category	Highs	Opponent (last time)	Date
H	2	(2x) #15 OKLAHOMA STATE	4/19/24
RBI	3	UMASS LOWELL	3/2/24
HR	1	at #8 Tennessee	3/5/24
SB	--	--	--
BB	3	at Wichita State	3/19/24
R	1	(2x) at Oklahoma	4/14/24

CAREER HIGHS

Category	Highs	Opponent (last time)	Date
H	2	(2x) #15 OKLAHOMA STATE	4/19/24
RBI	3	UMASS LOWELL	3/2/24
HR	1	at #8 Tennessee	3/5/24
SB	--	--	--
BB	3	at Wichita State	3/19/24
R	1	(3x) at Oklahoma	4/14/24

KEEPING TRACK

	2022	2023	2024	CAREER
Multi-Hit Games	0	0	2	2
4+-Hit Games	0	0	0	0
Multi-RBI Games	0	1	2	3
Multi-HR Games	0	0	0	0
Multi-Stolen Base Games	0	0	0	0

LAST 5 GAMES:

1-for-6 (.167)

LAST 10 GAMES:

4-for-18 (.222)

CURRENT HITTING STREAK:

--

CURRENT ON-BASE STREAK:

--

CAREER STATS

YEAR	AVG	GP	GS	AB	R	H	2B	3B	HR	RBI	TB	SLG%	BB	HBP	SO	GDP	OB%	SF	SH	SB	ATT	PO	A	E	FLD%
2022	.000	7	0	6	0	0	0	0	0	0	0	.000	1	1	6	0	.250	0	0	0	0	4	0	0	1.000
2023	.250	7	3	12	1	3	2	0	0	3	5	.417	0	1	3	0	.308	0	1	0	1	24	4	1	.966
2024	.256	21	6	39	2	10	2	0	1	9	15	.385	3	0	14	1	.302	1	0	0	0	43	1	1	.978
TOTAL	.228	35	9	57	3	13	4	0	1	12	20	.351	4	2	23	1	.297	1	1	0	1	71	5	2	.974



KYAN LODICE

INFIELDER/OUTFIELDER

YR **R-SO** HT **6-2** WT **195** B/T **L/R**

HOMETOWN **OMAHA, NEB.**
PREV SCHOOL **MILLARD WEST HS**

15

SEASON STATS

AVG/OBP/SLG	AB	R	H	HR	RBI	BB
.213/.318/.347	75	12	16	2	8	12

SB-ATT	W/RISP	W/2 OUTS	2-OUT RBI
6-8	3-22 (.136)	8-21 (.381)	2

NOTES

- Played in 37 games (28 starts) in the infield and as a designated hitter in 2023
- Slashed .194/.316/.306 with two doubles, three home runs and 16 runs batted in
- Born on June 24, 2003 in Colorado Springs, Colorado

SEASON HIGHS

Category	Highs	Opponent (last time)	Date
H	3	SOUTH DAKOTA STATE	3/13/24
RBI	2	(3x) TEXAS	3/28/24
HR	1	(2x) TEXAS	3/28/24
SB	2	at Missouri State	4/3/24
BB	3	at Missouri State	4/3/24
R	2	(2x) TEXAS	3/29/24

CAREER HIGHS

Category	Highs	Opponent (last time)	Date
H	3	SOUTH DAKOTA STATE	3/13/24
RBI	6	at Kansas	4/16/23
HR	1	(5x) TEXAS	3/28/24
SB	2	(3x) at Missouri State	4/3/24
BB	3	at Missouri State	4/3/24
R	4	at Stephen F. Austin	2/19/23

KEEPING TRACK

	2022	2023	2024	CAREER
Multi-Hit Games	0	2	3	5
4+-Hit Games	0	0	0	0
Multi-RBI Games	0	2	3	5
Multi-HR Games	0	0	0	0
Multi-Stolen Base Games	0	2	1	2

LAST 5 GAMES:

0-for-5 (.000)

LAST 10 GAMES:

0-for-15 (.000)

CURRENT HITTING STREAK:

--

CURRENT ON-BASE STREAK:

--

CAREER STATS

YEAR	AVG	GP	GS	AB	R	H	2B	3B	HR	RBI	TB	SLG%	BB	HBP	SO	GDP	OB%	SF	SH	SB	ATT	PO	A	E	FLD%
2022	REDSHIRT																								
2023	.198	35	27	96	19	19	2	0	3	16	30	.313	18	0	42	2	.322	1	3	9	10	42	4	4	.920
2024	.213	28	20	75	12	16	2	1	2	8	26	.347	12	0	33	2	.318	1	1	6	8	37	2	0	1.000
TOTAL	.202	65	48	173	31	35	4	1	5	24	56	.324	30	0	77	4	.317	2	4	15	19	79	6	4	.955



MASON SCHWALBACH

CATCHER/FIRST BASE

YR **JR** HT **6-0** WT **210** B/T **L/R**

HOMETOWN **WOODSTOCK, ILL.**
PREV SCHOOL **MCHENRY COUNTY CC**

18

SEASON STATS

AVG/OBP/SLG	AB	R	H	HR	RBI	BB
.200/.200/.400	15	2	3	1	3	0

SB-ATT	W/RISP	W/2 OUTS	2-OUT RBI
0-0	1-9 (.111)	1-7 (.143)	1

NOTES

- Played two seasons at McHenry ... Tabbed the 2024 D2 Region 4 Player of the Year ... Named NJCAA All-American, Region 4 Gold Glove Catcher and ISCC All-Conference Honorable Mention ... Was named the Region 4 Tournament MVP in 2023 ...
- Born July 5, 2003 ...

SEASON HIGHS

Category	Highs	Opponent (last time)	Date
H	1	(3x) TEXAS	3/29/24
RBI	1	(3x) at Missouri State	4/3/24
HR	1	MISSOURI STATE	3/17/24
SB	--	--	--
BB	--	--	--
R	1	(2x) MISSOURI STATE	3/17/24

CAREER HIGHS

Category	Highs	Opponent (last time)	Date
H	1	(3x) TEXAS	3/29/24
RBI	1	(3x) at Missouri State	4/3/24
HR	1	MISSOURI STATE	3/17/24
SB	--	--	--
BB	--	--	--
R	1	(2x) MISSOURI STATE	3/17/24

KEEPING TRACK

	2024	CAREER
Multi-Hit Games	0	0
4+-Hit Games	0	0
Multi-RBI Games	0	0
Multi-HR Games	0	0
Multi-Stolen Base Games	0	0

LAST 5 GAMES:
--

LAST 10 GAMES:
--

CURRENT HITTING STREAK:
--

CURRENT ON-BASE STREAK:
--

CAREER STATS

YEAR	AVG	GP	GS	AB	R	H	2B	3B	HR	RBI	TB	SLG%	BB	HBP	SO	GDP	OB%	SF	SH	SB	ATT	PO	A	E	FLD%
2024	.200	7	2	15	2	3	0	0	1	3	6	.400	0	0	7	0	.200	0	0	0	0	0	0	0	.000
TOTAL	.200	7	2	15	2	3	0	0	1	3	6	.400	0	0	7	0	.200	0	0	0	0	0	0	0	.000



CARSON QUECK

OUTFIELDER

YR **SO** HT **6-2** WT **215** B/T **R/R**

HOMETOWN **THE WOODLANDS, TEXAS**
PREV SCHOOL **WOODLANDS CHRISTIAN ACADEMY**

20

SEASON STATS

AVG/OBP/SLG	AB	R	H	HR	RBI	BB
.250/.333/.250	8	0	2	0	1	1

SB-ATT	W/RISP	W/2 OUTS	2-OUT RBI
1-1	1-2 (.500)	1-3 (.333)	0

NOTES

- Played for the Kingsport Axman of the Appalachian "Appy" League ...
- Played in 19 games with 11 starts in the outfield and as a designated hitter during his true freshman campaign in 2023 ... Made eight starts as a designated hitter
- Born August 26, 2003 in Augusta, Georgia

SEASON HIGHS

Category	Highs	Opponent (last time)	Date
H	1	(2x) at Oklahoma	4/13/24
RBI	1	at Oklahoma	4/13/24
HR	--	--	--
SB	1	at Oklahoma	4/13/24
BB	1	MISSOURI STATE	3/17/24
R	--	--	--

CAREER HIGHS

Category	Highs	Opponent (last time)	Date
H	1	(9x) at Oklahoma	4/13/24
RBI	2	(2x) at Air Force	3/29/23
HR	--	--	--
SB	1	(2x) at Oklahoma	4/13/24
BB	2	(2x) STONEHILL	3/4/23
R	3	STONEHILL	3/4/23

KEEPING TRACK

	2023	2024	CAREER
Multi-Hit Games	0	0	0
4+-Hit Games	0	0	0
Multi-RBI Games	2	0	2
Multi-HR Games	0	0	0
Multi-Stolen Base Games	0	0	0

LAST 5 GAMES:
--

LAST 10 GAMES:
--

CURRENT HITTING STREAK:
--

CURRENT ON-BASE STREAK:
--

CAREER STATS

YEAR	AVG	GP	GS	AB	R	H	2B	3B	HR	RBI	TB	SLG%	BB	HBP	SO	GDP	OB%	SF	SH	SB	ATT	PO	A	E	FLD%
2023	.179	19	11	39	7	7	3	1	0	5	12	.308	10	1	17	1	.353	1	0	1	1	9	0	0	1.000
2024	.250	10	0	8	0	2	0	0	0	1	2	.250	1	0	5	0	.333	0	0	1	1	3	0	0	1.000
TOTAL	.191	29	11	47	7	9	3	1	0	6	14	.298	11	1	22	1	.350	1	0	2	2	12	0	0	1.000



KAELN CULPEPPER

INFIELDER

YR **JR** HT **6-0** WT **185** B/T **R/R**

HOMETOWN
MEMPHIS, TENN.

PREV SCHOOL
ST. BENEDICT AT AUBURNDALE HS

22

SEASON STATS

AVG/OBP/SLG	AB	R	H	HR	RBI	BB
.322/.409/.552	183	38	59	8	39	25

SB-ATT	W/RISP	W/2 OUTS	2-OUT RBI
14-17	18-63 (.286)	21-63 (.333)	11

NOTES

- No. 2 shortstop in the midseason positional player rankings by D1Baseball
- Baseball America Preseason First Team All-American
- Projected No. 28 selection in MLB Draft by MLB Pipeline
- Ranked No. 4 shortstop in preseason player projection rankings (D1Baseball)
- USA Baseball Collegiate National Team (2023)
- All-Big 12 Honorable Mention (2023)
- Big 12 All-Freshman Team (2022)
- Born December 29, 2002

CAREER STATS

YEAR	AVG	GP	GS	AB	R	H	2B	3B	HR	RBI	TB	SLG%	BB	HBP	SO	GDP	OB%	SF	SH	SB	ATT	PO	A	E	FLD%
2022	.283	51	48	166	27	47	9	0	5	22	71	.428	12	8	27	2	.356	2	3	1	1	26	89	6	.950
2023	.325	40	40	151	32	49	8	0	10	41	87	.576	16	12	27	1	.423	3	0	9	9	32	79	6	.949
2024	.322	44	44	183	38	59	10	4	8	39	101	.552	25	4	32	6	.409	3	0	14	17	41	124	7	.959
TOTAL	.310	135	132	500	97	155	27	4	23	102	259	.518	53	24	86	9	.397	8	3	24	27	99	292	19	.954



JAYDEN LOBLINER

CATCHER

YR **SO** HT **5-10** WT **190** B/T **R/R**

HOMETOWN
ST. CHARLES, ILL.

PREV SCHOOL
ST. CHARLES NORTH HS

24

SEASON STATS

AVG/OBP/SLG	AB	R	H	HR	RBI	BB
.280/.368/.419	93	13	26	3	17	10

SB-ATT	W/RISP	W/2 OUTS	2-OUT RBI
0-1	11-26 (.423)	7-30 (.233)	11

NOTES

- Saw action in 15 games this summer playing with the Madison Mallards of the Northwoods League
- In 2023, played in 18 games with five starts behind the plate in. Slashed .182/.333/.182 with two RBI
- Born April 3, 2004 in Royal Oak, Michigan

CAREER STATS

YEAR	AVG	GP	GS	AB	R	H	2B	3B	HR	RBI	TB	SLG%	BB	HBP	SO	GDP	OB%	SF	SH	SB	ATT	PO	A	E	FLD%
2023	.182	18	5	22	2	4	0	0	2	4	18	.282	2	3	10	0	.333	0	0	1	1	36	7	1	.977
2024	.280	30	25	93	13	26	2	1	3	17	39	.419	10	3	26	2	.368	0	0	0	1	68	3	1	.986
TOTAL	.261	48	30	115	15	30	2	1	3	19	43	.374	12	6	36	2	.361	0	0	1	2	104	10	2	.983

SEASON HIGHS

Category	Highs	Opponent (last time)	Date
H	3	(7x) at Missouri State	4/3/24
RBI	4	(2x) at TCU	4/27/24
HR	1	(8x) at TCU	4/27/24
SB	2	HOLY CROSS	2/23/24
BB	4	SOUTH DAKOTA STATE	3/13/24
R	2	(9x) TEXAS	3/29/24

CAREER HIGHS

Category	Highs	Opponent (last time)	Date
H	3	(10x) at Missouri State	4/3/24
RBI	6	at Kansas	4/16/23
HR	2	at Kansas	4/16/23
SB	2	HOLY CROSS	2/23/24
BB	4	SOUTH DAKOTA STATE	3/13/24
R	3	at Stephen F. Austin	2/20/23

KEEPING TRACK

	2022	2023	2024	CAREER
Multi-Hit Games	13	17	17	47
4+-Hit Games	0	0	0	0
Multi-RBI Games	3	10	9	22
Multi-HR Games	0	1	0	1
Multi-Stolen Base Games	0	0	1	1

LAST 5 GAMES:

6-for-17 (.353)

LAST 10 GAMES:

12-for-38 (.316)

CURRENT HITTING STREAK:

--

CURRENT ON-BASE STREAK:

--

SEASON HIGHS

Category	Highs	Opponent (last time)	Date
H	3	HOLY CROSS	2/23/24
RBI	5	HOLY CROSS	2/23/24
HR	1	(2x) HOLY CROSS	2/25/24
SB	--	--	--
BB	2	(2x) UMASS LOWELL	3/3/24
R	3	HOLY CROSS	2/23/24

CAREER HIGHS

Category	Highs	Opponent (last time)	Date
H	3	HOLY CROSS	2/23/24
RBI	5	HOLY CROSS	2/23/24
HR	1	(2x) HOLY CROSS	2/25/24
SB	1	STONEHILL	3/4/23
BB	2	(2x) UMASS LOWELL	3/3/24
R	3	HOLY CROSS	2/23/24

KEEPING TRACK

	2023	2024	CAREER
Multi-Hit Games	1	7	8
4+-Hit Games	0	0	0
Multi-RBI Games	0	4	4
Multi-HR Games	0	0	0
Multi-Stolen Base Games	0	0	0

LAST 5 GAMES:

3-for-9 (.333)

LAST 10 GAMES:

3-for-11 (.273)

CURRENT HITTING STREAK:

--

CURRENT ON-BASE STREAK:

3



RAPHAEL PELLETIER

CATCHER

YR **R-JR** HT **6-0** WT **185** B/T **L/R**

HOMETOWN **MASCOUCHE, QUEBEC, CANADA**
 PREV SCHOOL **ONTARIO VIRTUAL SCHOOL**

28

SEASON STATS

AVG/OBP/SLG	AB	R	H	HR	RBI	BB
.237/.399/.474	135	26	32	9	27	33
SB-ATT	W/RISP	W/2 OUTS	2-OUT RBI			
0-0	12-43 (.279)	10-51 (.196)	9			

NOTES

- Ranked No. 21 catcher in Division I by D1Baseball in midseason positional player poll rankings
- Named All-Big 12 Honorable Mention
- Played in 57 games with 53 starts behind the plate in 2023
- Slashed .257/.336/.383 with five doubles, six home runs and 28 runs batted in
- Caught a league-high 16 runners stealing
- Born on November 28, 2001 in Quebec, Canada

CAREER STATS

YEAR	AVG	GP	GS	AB	R	H	2B	3B	HR	RBI	TB	SLG%	BB	HBP	SO	GDP	OB%	SF	SH	SB	ATT	PO	A	E	FLD%		
2021																											
				REDSHIRT																							
2022	.264	34	12	53	9	14	5	0	4	8	31	.585	5	1	13	2	.339	0	2	0	0	174	19	3	.985		
2023	.257	57	53	183	30	47	5	0	6	28	70	.383	22	2	45	4	.336	4	3	2	2	447	42	6	.988		
2024	.237	44	43	135	26	32	5	0	9	27	64	.474	33	4	38	2	.399	1	3	0	0	360	36	7	.983		
TOTAL	.251	135	108	371	65	93	15	0	19	63	165	.445	60	7	96	8	.361	5	8	2	2	981	97	16	.985		



DAVID BISHOP

INFIELDER

YR **JR** HT **6-3** WT **215** B/T **R/R**

HOMETOWN **MARIETTA, GA.**
 PREV SCHOOL **TCU**

44

SEASON STATS

AVG/OBP/SLG	AB	R	H	HR	RBI	BB
.262/.329/.361	122	22	32	2	20	13
SB-ATT	W/RISP	W/2 OUTS	2-OUT RBI			
11-11	9-36 (.250)	14-33 (.424)	7			

NOTES

- 2022 Big 12 All-Freshman Team (TCU)
- Played two seasons at TCU, competing in 91 games with 85 starts
- Finished his career with the Horned Frogs with a slash line of .245/.333/.373
- Totaled 82 hits with 13 doubles, three triples, and eight home runs to go with 64 RBI and 43 walks
- February 28, 2003

CAREER STATS

YEAR	AVG	GP	GS	AB	R	H	2B	3B	HR	RBI	TB	SLG%	BB	HBP	SO	GDP	OB%	SF	SH	SB	ATT	PO	A	E	FLD%
2024	.262	42	35	122	22	32	4	1	2	20	44	.361	13	1	23	4	.329	4	1	11	11	277	16	0	1.000
TOTAL	.262	42	35	122	22	32	4	1	2	20	44	.361	13	1	23	4	.329	4	1	11	11	277	16	0	1.000

SEASON HIGHS

Category	Highs	Opponent (last time)	Date
H	3	(2x) #15 OKLAHOMA STATE	4/20/24
RBI	3	HOLY CROSS	2/23/24
HR	2	#15 OKLAHOMA STATE	4/20/24
SB	--	--	--
BB	3	(2x) CINCINNATI	3/9/24
R	3	#15 OKLAHOMA STATE	4/20/24

CAREER HIGHS

Category	Highs	Opponent (last time)	Date
H	3	(5x) #15 OKLAHOMA STATE	4/20/24
RBI	3	(3x) HOLY CROSS	2/23/24
HR	1	(17x) at Oklahoma	4/14/24
SB	1	(2x) YOUNGSTOWN STATE	3/10/23
BB	3	(2x) CINCINNATI	3/8/24
R	3	(2x) #15 OKLAHOMA STATE	4/20/24

KEEPING TRACK

	2022	2023	2024	CAREER
Multi-Hit Games	2	10	5	17
4+-Hit Games	0	0	0	0
Multi-RBI Games	1	6	9	16
Multi-HR Games	0	0	1	1
Multi-Stolen Base Games	0	0	0	0

LAST 5 GAMES:
 1-for-15 (.067)
LAST 10 GAMES:
 7-for-35 (.200)
CURRENT HITTING STREAK:
 --
CURRENT ON-BASE STREAK:
 --

SEASON HIGHS

Category	Highs	Opponent (last time)	Date
H	4	TEXAS	3/28/24
RBI	2	(2x) at Northeastern	4/17/24
HR	1	(2x) at Northeastern	4/17/24
SB	3	(3x) at Northeastern	4/17/24
BB	2	(2x) UMASS LOWELL	3/3/24
R	3	TEXAS	3/28/24

CAREER HIGHS

Category	Highs	Opponent (last time)	Date
H	4	TEXAS	3/28/24
RBI	2	(2x) at Northeastern	4/17/24
HR	1	(2x) at Northeastern	4/17/24
SB	3	(3x) at Northeastern	4/17/24
BB	2	(2x) UMASS LOWELL	3/3/24
R	3	TEXAS	3/28/24

KEEPING TRACK

	2024	CAREER
Multi-Hit Games	9	9
4+-Hit Games	1	1
Multi-RBI Games	2	2
Multi-HR Games	0	0
Multi-Stolen Base Games	2	2

LAST 5 GAMES:
 0-for-7 (.000)
LAST 10 GAMES:
 7-for-24 (.292)
CURRENT HITTING STREAK:
 --
CURRENT ON-BASE STREAK:
 --

2024 TV/RADIO ROSTER



0 **JADEN PARSONS** INF
GR | L/R | 5-10 | 180
KELOWNA, BC, CANADA



2 **CADYN KARL** OF
SO | R/L | 6-3 | 195
EDMOND, OKLA.



3 **DANNIEL RIVERA** INF
SR | R/R | 5-10 | 185
NEW BRITAIN, CONN.



4 **ORLANDO SALINAS, JR.** INF
SR | L/R | 6-0 | 195
CORPUS CHRISTI, TEXAS



5 **BRENDAN JONES** OF
JR | L/L | 5-10 | 175
GREENBRIER, TENN.



6 **MASON BUSS** RHP
SO | R/R | 5-11 | 190
PEWAUKEE, WIS.




7 **BRADY DAY** INF
R-JR | L/R | 6-0 | 190
HAMPSTEAD, N.H.



8 **NICK ENGLISH** C/OF
FR | L/R | 5-11 | 195
OLATHE, KAN.



9 **CHUCK INGRAM** OF
JR | R/R | 6-1 | 225
BELTON, MO.



10 **BLAKE DEAN** RHP
FR | R/R | 6-1 | 190
ACWORTH, GA.



12 **CAYDEN PHILLIPS** C
JR | R/R | 6-3 | 200
AMARILLO, TEXAS



13 **COLE WISENBAKER** INF
SO | L/L | 6-3 | 180
HOUSTON, TEXAS



14 **MICAH DEAN** UTL
FR | R/R | 6-1 | 165
RICHMOND, TEXAS




15 **KYAN LODICE** INF/OF
R-SO | L/R | 6-2 | 195
OMAHA, NEB.



16 **TYSON NEIGHBORS** RHP
JR | R/R | 6-2 | 220
ROYSE CITY, TEXAS



18 **MASON SCHWALBACH** INF
JR | L/R | 6-0 | 210
WOODSTOCK, ILL.



20 **CARSON QUECK** OF
SO | R/R | 6-2 | 215
THE WOODLANDS, TEXAS



22 **KAELEN CULPPER** INF
JR | R/R | 6-1 | 190
MEMPHIS, TENN.



23 **TY RUHL** RHP
R-JR | R/R | 6-3 | 205
CAIRO, NEB.




24 **JAYDEN LOBLINER** C
SO | L/L | 6-3 | 195
ST. CHARLES, ILL.




25 **ROHAN PUTZ** OF
FR | R/R | 6-9 | 170
LOCH LLOYD, MO.



26 **OWEN BOEREMA** LHP
GR | L/L | 6-1 | 225
LITCHFIELD, MINN.




27 **BRADY STUEWE** RHP
JR | R/R | 6-3 | 215
TOPEKA, KAN.



28 **RAPHAEL PELLETIER** C
R-JR | L/R | 6-0 | 200
MASCOUCHE, QB, CAN




29 **BEN ROSIN** RHP
JR | R/R | 6-4 | 220
SHOREVIEW, MINN.



30 **JACKSON WENTWORTH** RHP
JR | R/R | 6-1 | 210
URBANDA, IOWA



32 **JAMES GUYETTE** RHP
FR | R/R | 6-3 | 215
NEWBURY PARK, CALIF.



34 **PRESTON MARTINEZ** RHP
JR | R/R | 6-1 | 180
SAN ANTONIO, TEXAS



35 **ANDREW EVANS** RHP
SO | R/R | 6-5 | 245
OLATHE, KAN.



36 **WILL GNIBUS** LHP
JR | L/L | 6-1 | 205
SAN JOSE, CALIF.




37 **SAM ROBERTS** RHP
JR | R/R | 6-2 | 170
SOUTH JORDAN, UTAH




38 **MATT LEE** RHP
FR | R/R | 6-0 | 205
PITTSFIELD, MASS.



39 **JOSH WINTROUB** RHP
GR | R/R | 6-3 | 230
LITTLETON, COLO.



41 **ADAM ARTER** LHP
FR | L/L | 6-3 | 175
ALTAGENA, CALIF.



44 **DAVID BISHOP** INF
JR | R/R | 6-3 | 210
MARIETTA, GA.



45 **JACOB FROST** LHP
JR | L/L | 6-2 | 220
ST. LOUIS, MO.



51 **DYLAN BLAZER** RHP
FR | R/R | 6-5 | 215
SHAWNEE, KAN.



99 **JJ SLACK** LHP
GR | R/R | 5-10 | 185
LIBERTY, TEXAS


COACHING/SUPPORT STAFF



19 **PETE HUGHES**
HEAD COACH
6TH SEASON



21 **AUSTIN WATES**
ASSOCIATE HEAD COACH
6TH SEASON



42 **RUDY DARROW**
PITCHING COACH
2ND SEASON



THOMAS HUGHES
ASSISTANT COACH
4TH SEASON



RYAN CONNOLLY
DIRECTOR OF BASEBALL OPERATIONS
6TH SEASON



COLIN GREASER
DIRECTOR OF PLAYER & PROGRAM DEVELOPMENT
8TH SEASON



BLAINE BURRIS
ATHLETIC TRAINER
10TH SEASON



AJ KLOSS
STRENGTH & CONDITIONING COACH
2ND SEASON