



# TEXAS BASEBALL GAME NOTES

SIX-TIME NATIONAL CHAMPIONS | 1949 1950 1975 1983 2002 2005

CONTACT: Kevin Rodriguez (krod@utexas.edu | 817-528-7402)

## SCHEDULE & RESULTS

### FEBRUARY

16	SAN DIEGO	W, 7-3
17	SAN DIEGO	L, 6-5 (11)
18	SAN DIEGO	W, 9-4
20	HOUSTON CHRISTIAN	W, 20-3
23	CAL POLY	W, 2-0
24	CAL POLY	W, 6-0
25	CAL POLY	W, 7-0
27	ST. JOHN'S	W, 15-4

### MARCH

1	vs. #3 LSU <sup>A</sup>	L, 6-3
2	vs. Texas State <sup>A</sup>	L, 11-10
3	vs. #9 Vanderbilt <sup>A</sup>	L, 14-11
5	#7 TEXAS A&M	L, 9-2
8	at #17 Texas Tech*	W, 22-8
9	at #17 Texas Tech*	L, 7-2
10	at #17 Texas Tech*	W, 9-7
12	UIW	W, 7-1
15	WASHINGTON	L, 9-3
16	WASHINGTON	L, 5-3
17	WASHINGTON	W, 4-3 (8)
19	AIR FORCE	W, 6-5 (10)
20	AIR FORCE	W, 12-3
22	BAYLOR*	L, 4-3 (11)
23	BAYLOR*	W, 10-2
24	BAYLOR*	W, 11-1 (8)
26	A&M-CORPUS CHRISTI	L, 4-1
28	at #23 Kansas State*	L, 14-6
29	at #23 Kansas State*	W, 21-11
30	at #23 Kansas State*	W, 6-3

### APRIL

2	ABILENE CHRISTIAN	W, 11-1
4	BYU*	L, 7-5
5	BYU*	W, 4-3
6	BYU*	L, 7-5
9	at Texas State	W, 9-1
10	TEXAS STATE	L, 7-3
12	at Houston*	L, 7-3
13	at Houston*	W, 6-5
14	at Houston*	W, 13-8
16	UTRGV	L, 17-9
19	TCU*	L, 5-0
20	TCU*	W, 7-0
21	TCU*	W, 2-1
23	UT ARLINGTON	W, 11-0
26	at #18 Oklahoma*	L, 9-4
28	at #18 Oklahoma*	W, 8-6
28	at #18 Oklahoma*	W, 12-10 (7)
30	SAM HOUSTON	W, 16-9

### MAY

3	#14 OKLAHOMA STATE*	W, 7-5
4	#14 OKLAHOMA STATE*	W, 6-3
5	#14 OKLAHOMA STATE*	L, 7-2
10	at UCF*	W, 6-3
11	at UCF*	L, 5-4
12	at UCF*	W, 10-7
16	KANSAS*	6:30 p.m.
17	KANSAS*	6:30 p.m.
18	KANSAS*	2:30 p.m.

All times Central | Home games in **BOLD**  
\*Big 12 Conference | <sup>A</sup>Minute Maid Park

## MAY 16-18 | vs KANSAS | UFCU DISCH-FALK FIELD



### #25 TEXAS LONGHORNS

**RECORD** ..... 32-20 (17-10 Big 12)  
**RANKING D1 BASEBALL** ..... 25  
**HEAD COACH** ..... David Pierce (Houston '88)  
**CAREER RECORD** ..... 490-267 (13th season)  
**RECORD @ TEXAS** ..... 293-158 (8th season)



### KANSAS JAYHAWKS

**RECORD** ..... 29-18 (15-12 Big 12)  
**RANKING D1 BASEBALL** ..... NR  
**HEAD COACH** ..... Dan Fitzgerald (Minnesota '00)  
**CAREER RECORD** ..... 54-50 (2nd season)  
**RECORD @ KANSAS** ..... 54-50 (2nd season)

## PROBABLE PITCHERS

**THURSDAY**—Texas RHP Charlie Hurley (5-0, 6.14) vs. Kansas RHP Reese Dutton (7-4, 3.50)  
**FRIDAY**—Texas RHP Max Grubbs (4-4, 3.70) vs. Kansas RHP Dominic Voegelé (7-2, 3.55)  
**SATURDAY**—Texas RHP Lebaron Johnson Jr. (2-4, 5.82) vs. Kansas TBA

## SERIES BY THE NUMBERS

TEXAS	OFFENSE	KANSAS	TEXAS	PITCHING/DEFENSE	KANSAS
290	Batting Avg	.306	4.94	ERA	4.63
.377	On-Base Pct	.408	463.0	Innings Pitched	411.2
.535	Slugging Pct	.506	1	Complete Games	0
117	Doubles	119	11	Saves	6
8	Triples	5	1.85	Strikeout/Walk Ratio	2.32
103	Home Runs	65	.263	Opponent Batting Avg	.264
208	Walks	244	51	Errors	51
40-50	Stolen Bases-Att	23-28	34	Double Plays	44

**ALL-TIME SERIES** Texas leads, 60-30 | **LAST SEASON:** Texas went 2-2 against Kansas with a series win in Lawrence  
**IN AUSTIN** Texas leads, 33-10 | **IN LAWRENCE** Texas leads, 24-18 | **NEUTRAL SITE** Texas leads, 3-2 | **POSTSEASON** Texas leads, 3-2

## LONGHORNS NOTES

**THE MATCHUP**—The Longhorns close out the regular season with a three-game series against Kansas at UFCU Disch-Falk Field. Texas leads the all-time series with the Jayhawks, 60-30 and holds a 33-10 advantage in Austin. The Longhorns have won three-straight series over the Jayhawks, including sweeps in 2021 and 2022.

**A LOOK AT THE LONGHORNS**—Texas heads into the weekend following a fifth-consecutive Big 12 Conference series win and eighth league series win overall. The Longhorns are batting .290 with 117 doubles and a Big 12 Conference leading 103 home runs, while the pitching staff has a 4.94 ERA with 419 strikeouts in 463.0 innings pitched. The 103 homers are the second-most in program history following the 128 in 2022. Jared Thomas is the leading hitter with a .359 batting average with 15 doubles and 14 homers, while Max Belyeu and Jalin Flores share the team and Big 12 Conference lead with 17 homers.

**ONE-TWO PUNCH**—Jared Thomas and Peyton Powell have been mainstays at the top of the Texas batting order this season. Thomas has a hit in 40 of the 52 games and has also scored at least one run in 35 of the 52 contests. In the 17 games that Thomas has not scored a run, the Longhorns have a 5-12 record. Powell has a hit in 42 of the 52 games and is tied for third on the team with 41 RBI.

**BOMB SQUAD**—With 103 home runs this season, Texas has hit 322 bombs combined over the last three seasons. The Longhorns hit a program record 128 homers in 2022 and followed that up with 91 in 2023. The next-most homers by Texas in a three-year stretch was 196 from 1986-88. The Longhorns have also hit more homers in the last three seasons than in the previous eight seasons combined, with 319 from 2014-21. Texas is currently on pace to hit 109 home runs during the 55-game regular season schedule. The Longhorns' 99 homers ranks 10th nationally this season.

**MORE HOME RUN HISTORY**—The Longhorns tied a program record twice this season with six home runs in a game, first against UTA on April 23 and at Oklahoma on April 28. There have now been six times that a Texas team has hit six homers in a game and the first since April 25, 1998 at Missouri. The Longhorns now have 26 multiple-homer games this season, including two six-homer games, one five-homer game, eight four-homer games and six three-homer games.

**MAX POWER**—Outfielder Max Belyeu is having a breakout sophomore season, launching 17 home runs this season. In the March 24 win over Baylor, Belyeu tied a program record by hitting three homers. The eighth Longhorn to go deep three times in a game, Belyeu hit two solo shots before launching a grand slam. Belyeu also has a pair of two-homer games this season against UTA on April 25 and at Oklahoma on April 28. The Aledo, Texas product has been named the Big 12 Player of the Week twice this season.

**THE GRAND SLAM MAN**—Dating back to the end of the last season, Jalin Flores hit three grand slams over a 12-game span. His first career grand slam was in the NCAA Regional Final last season against Miami to help Texas advance to the Super Regional. This season Flores hit a game-winning grand slam on Opening Day and then launched his second against St. John's on Feb. 27. Flores is not the only Longhorn to go deep with the bases loaded this season, as Rylan Galvan, Will Gasparino (2), Max Belyeu and Jared Thomas all have hit grand slams this season.

**THE STOPPERS**—Relief pitchers Gage Boehm and Andre Duplantier II have both been reliable arms at the back-end of games this season. The duo have accounted for 10 of the team's 11 saves, while both holding hitters below a .200 batting average. Over his last 14 outings (since March 19), Boehm has allowed just four runs and struck out 29 batters in 29.2 innings pitched with four wins and five saves. In the same timeframe, Duplantier has pitched 16 times and struck out 27 batters in 25 innings with a win and two saves.

## ON AIR

### TV Longhorn Network

Keith Moreland  
Greg Swindell



### LIVESTREAM WatchESPN

RADIO Longhorn IMG Radio | The Zone AM-1300/103.1 FM

Craig Way  
Ty Harrington

LIVESTATS Texas.StatBroadcast.com

## BIG 12 CONFERENCE STANDINGS

	BIG 12	PCT.	OVERALL	PCT.
Oklahoma	21-6	.778	32-17	.653
Oklahoma State	17-9	.654	34-16	.680
<b>TEXAS</b>	<b>17-10</b>	<b>.630</b>	<b>32-20</b>	<b>.615</b>
West Virginia	17-10	.630	31-19	.620
Cincinnati	16-11	.593	30-21	.588
Kansas	15-12	.556	29-18	.617
TCU	13-14	.481	30-17	.638
Kansas State	13-14	.481	29-21	.580
UCF	12-14	.462	31-17	.646
Texas Tech	12-17	.414	30-22	.577
Baylor	9-18	.333	21-29	.420
Houston	7-19	.269	26-26	.500
BYU	6-21	.222	19-29	.396

## QUICK FACTS

### UNIVERSITY & ATHLETICS

SCHOOL.....	The University of Texas
CITY, STATE.....	Austin, TX
FOUNDED.....	1883
ENROLLMENT.....	51,913 (42,444 undergraduate)
NICKNAME.....	Longhorns
SCHOOL COLORS.....	Burnt Orange(Pantone 7585) & White
HOME FIELD (CAPACITY) ...	UFCU Disch-Falk Field (7,373)
SURFACE.....	FieldTurf
DIMENSIONS ...LF-340', CF-400', RF-325', LCF-370', RCF-365'	
AFFILIATION.....	NCAA Division I
CONFERENCE.....	Big 12 Conference
PRESIDENT.....	Jay Hartzell
VICE PRESIDENT & ATHLETICS DIRECTOR....	Chris Del Conte
ATHLETIC DEPT. PHONE.....	(512) 471-6036
TICKET OFFICE PHONE.....	(512) 471-3333

### BASEBALL HISTORY

FIRST YEAR OF BASEBALL.....	1895
All-Time Collegiate Record.....	3,600-1,1290-28 (.735)
All-Time Overall Record.....	3,770-1,438-32 (.723)
All-Time Conference Record.....	1,473-590-13 (.713)
NATIONAL CHAMPIONSHIPS.....	6
COLLEGE WORLD SERIES APPEARANCES/LAST ...	38/2022
SUPER REGIONAL APPEARANCES/LAST.....	13/2023
NCAA REGIONAL APPEARANCES/LAST.....	60/2023
TOTAL NCAA TOURNAMENT APPEARANCES.....	62

### COACHES & SUPPORT STAFF

HEAD COACH.....	David Pierce
ALMA MATER, YEAR.....	Houston '88
RECORD AT TEXAS/YEARS.....	293-158 (.650)/8
CAREER RECORD/YEARS.....	490-267 (.647)/13
BASEBALL OFFICE PHONE.....	(512) 471-5732
BASEBALL OFFICE FAX.....	(512) 471-5516
ASSISTANT COACH.....	Steve Rodriguez
ALMA MATER, YEAR.....	Pepperdine '01
ASSISTANT COACH.....	Philip Miller
ALMA MATER, YEAR.....	Northwestern State '05
ASSISTANT COACH.....	Caleb Longley
ALMA MATER, YEAR.....	East Tennessee State '18
DIRECTOR OF PLAYER DEVELOPMENT ...	Troy Tulowitzki
COORDINATOR, PITCHING/HITTING DEV.....	Chris Gordon
DIRECTOR OF BASEBALL OPERATIONS.....	Carli Todd
BASEBALL ATHLETIC TRAINER.....	Tom Mendez
BASEBALL STRENGTH COACH.....	Matt Couch

### 2024 PREVIEW

2023 RECORD.....	42-22
2023 BIG 12 RECORD.....	15-9
POSITION STARTERS RETURNING/LOST.....	5/4
PITCHERS RETURNING/LOST.....	10/9
LETTERMEN RETURNING/LOST.....	22/12
NEWCOMERS.....	19

### OTHER MEDIA INFORMATION

WEBSITE.....	TEXASSPORTS.COM
BASEBALL TWITTER.....	@TEXASBASEBALL
BASEBALL INSTAGRAM.....	@TEXASBASEBALL
RADIO STATION.....	AM-1300 The Zone
CONTACT/PLAY-BY-PLAY.....	Craig Way

## LONGHORNS NOTES

**FIFTIETH SEASON AT THE DISCH**—Texas is in the midst of its 50th season at UFCU Disch-Falk Field after the facility opened in 1975. The first game at The Disch was played on Feb. 17, 1975 with the eventual National Champions sweeping a doubleheader of St. Mary's. Texas will officially celebrate 50 years of Disch-Falk Field and the 50th anniversary of the 1975 National Championship team during the 2025 season.

**OWN THE DISCH**—A large part of the Longhorns success under head coach David Pierce has come down to dominating at home. Since 2017 Texas has produced a 198-60 (.767) record at UFCU Disch-Falk Field. Since the stadium opened in 1975, Texas has gone 1629-420-3 at home for a .795 winning percentage. The fan base has also done a great job of making the Disch a difficult place to play. With the exception of the 2021 season because of limited capacity due to the COVID-19 pandemic, Texas has led the Big 12 in attendance for 15-consecutive seasons. This season, the Longhorns are averaging 7,472 fans per game, the fifth-highest average attendance in the country.

**PRESEASON HONORS**—Lebarron Johnson Jr. picked up plenty of preseason praise, being named Big 12 Preseason Pitcher of the Year as well as landing on the Golden Spikes Award Preseason Watch List. OF Porter Brown joined Johnson on the Preseason All-Big 12 team as well as picking up some Preseason All-America recognition. Freshman OF Will Gasparino was also named Big 12 Preseason Freshman of the Year.

**PRESEASON PICKS**—In a vote of the league's head coaches, Texas was selected to finish second in the Preseason Big 12 Baseball Coaches' Poll. The Longhorns sit behind preseason favorite TCU, who received 11 first place votes. Texas picked up the other two first place votes to finish second. Last season, Texas won the Big 12 regular season championship after being picked fourth in the preseason poll.

**DRAFT WINS AND LOSSES**—Texas lost five players to the 2023 MLB Draft but also got five key players back for the 2024 season. The Longhorns biggest losses in the draft were 4th round selection Dylan Campbell and sixth-round-er Lucas Gordon. OF Porter Brown and INF Peyton Powell were not selected though and will lead the offense this season, while Charlie Hurley, Lebarron Johnson Jr. and Tanner Witt are expected to play big roles on the mound. OF Will Gasparino making it to the Forty Acres was also a big win for the program.

**HEAR 'EM**—In partnership with Learfield IMG College, Texas games will be broadcast on the Longhorn Radio Network, primarily on AM 1300 The Zone. Craig Way handles primary play-by-play duties alongside Roger Wallace. This season fans will also hear analysis from Longhorn greats Keith Moreland, Ty Harrington and Nathan Thornhill throughout the season.

**WATCH 'EM**—Nearly all of Texas' home games will be broadcast on Longhorn Network this season. The team of Keith Moreland and Greg Swindell will return to the booth to call the action for 34 home games.

## HITTING STREAKS

	LONGEST	CURRENT
Powell, Peyton	15	1
Thomas, Jared	13	1
Schuessler, Kimble	13	-
Flores, Jalin	11	4
Borba, Casey	7	-
Belyeu, Max	6	1
Gasparino, Will	6	1
Galvan, Rylan	6	1
Kennedy, Dee	5	-
O'Dowd, Jack	5	-
Brown, Porter	4	3
Service, Oliver	2	2
Sanders, Nik	1	-
Cummings, Casey	1	-
Farmer, Tommy	1	-
Duplantier, Jayden	1	-

## REACHED-BASE STREAKS

	LONGEST	CURRENT
Powell, Peyton	15	1
Schuessler, Kimble	15	10
Belyeu, Max	14	14
Flores, Jalin	14	11
Brown, Porter	14	5
Thomas, Jared	13	1
Borba, Casey	8	-
Galvan, Rylan	7	1
Gasparino, Will	6	1
Kennedy, Dee	5	2
O'Dowd, Jack	5	-
Duplantier, Jayden	3	-
Ardoin, Sam	2	2
Service, Oliver	2	2
Cummings, Casey	2	-
Sanders, Nik	1	-
Farmer, Tommy	1	-

## TEXAS BY THE NUMBERS

	LAST HR	OFF	MOST HITS, GAME ('24)	MOST RBI, GAME ('24)
Ardoin	-	-	-	1, 2x-last 4/16 vs. UTRGV
Belyeu	5/4/24 vs. Oklahoma State	Davis	4, 3x-last 4/28 at Oklahoma	6, 3/25 vs. Baylor
Borba	4/28/24 at Oklahoma	Stevens	3, 4/20 vs. TCU	3, 4/20 vs. TCU
Brown	4/23/24 vs. UT Arlington	Horton	2, 9x-last 5/10 at UCF	5, 3/8 at Texas Tech
Constantine	5/12/23 vs. San Jose State	Shimashita	-	-
Cummings	-	-	1, 2/17 vs. San Diego	-
Duplantier	-	-	1, 2/18 vs. San Diego	2, 2/18 vs. San Diego
Farmer	-	-	1, 4x-last 4/16 vs. UTRGV	2, 4/16 vs. UTRGV
Flores	5/11/24 at UCF	Castellano	4, 2x-last 4/2 vs. ACU	6, 2/27 vs. St. John's
Galvan	5/12/24 at UCF	Hartley	5, 3/29 at K-State	5, 2x-last 3/29 at K-State
Gasparino	5/10/24 at UCF	Vespi	5, 3/8 at Texas Tech	4, 5x-last 4/30 vs. Sam Houston
Kennedy	3/29/24 at K-State	Frost	3, 2x-last 4/4 vs. BYU	3, 2x-last 4/4 vs. BYU
O'Dowd	5/5/24 vs. Oklahoma State	Benge	2, 3x-last-3/17 vs. Washington	3, 3/2 vs. Texas State
O'Hara	-	-	-	-
Powell	4/30/24 vs. Sam Houston	Shubert	4, 3x-last 4/13 at Houston	4, 2/17 vs. San Diego
Sanders	-	-	1, 2/16 vs. San Diego	1, 2/16 vs. San Diego
Schuessler	5/11/24 at UCF	Stagliano	4, 4/30 vs. Sam Houston	3, 2x-last 5/3 vs. Oklahoma State
Service	-	-	2, 4/16 vs. UTRGV	3, 4/16 vs. UTRGV
Thomas	4/30/24 vs. Sam Houston	Tucker	4, 3x-last 5/12 at UCF	5, 4/30 vs. Sam Houston
Werchan	-	-	-	1, 2/20 vs. Houston Christian

### W-L BY POSITION (STARTS)

	C	1B	2B	SS	3B	LF	CF	RF	DH
Belyeu						7-2		21-18	
Borba		7-5			1-1				2-1
Brown						22-18			3-0
Cummings									0-1
Duplantier									2-0
Farmer						2-0			1-0
Flores				32-20					
Galvan	19-10								8-5
Gasparino							20-15	11-2	0-2
Kennedy			24-12						
O'Dowd		5-1	8-8						1-4
Powell	1-1				31-19				
Sanders									2-2
Schuessler	12-9								13-4
Thomas		20-14					12-5		0-1
Werchan						1-0			

### W-L BY BATTING ORDER (STARTS)

	1	2	3	4	5	6	7	8	9
Belyeu				15-8	2-2	7-9	4-1		
Borba					6-1		1-6	3-0	
Brown			4-0	5-7	3-1	2-3	8-3	0-2	3-2
Cummings									0-1
Duplantier								1-0	1-0
Farmer								1-0	2-0
Flores		10-3	13-14	9-3					
Galvan					6-6	3-1	9-4	9-4	
Gasparino						10-4	3-4	9-4	9-6
Kennedy		5-3				2-0		2-0	15-9
O'Dowd				2-1	3-1	2-0	1-0	5-9	1-2
Powell		17-14	15-6						
Sanders						1-1	1-0	0-1	
Schuessler				1-0	12-8	5-2	5-2	2-0	
Thomas	32-20								
Werchan									1-0

### RUNS SCORED BY INNING

	1	2	3	4	5	6	7	8	9	10+	Total
Texas	34	38	48	44	52	43	49	38	35	3	384
Opponents	27	41	38	29	29	28	53	21	12	4	282

### TEXAS BY THE NUMBERS

Current streak: W1	Ahead after 6-7-8: 28-4/27-1/26-1	Hit homer: 27-15
Current record: 32-20	Behind after 6-7-8: 2-16/2-18/2-17	Homer with men on: 20-6
Home/Road/Neutral: 21-12/11-5/0-3	Tied after 6-7-8: 2-0/2-1/1-2	Hit multiple homers: 20-8
Day/Night: 15-7/17-13	1-run games: 5-4	Score first: 21-4
Big 12 record: 17-10	2-run games: 5-3	Score 5 or more: 28-7
Series W-L-T (home): 5-2-0	Extra innings: 1-2	Score less than 5: 4-13
Series W-L-T (road): 5-0-0	Collect 10 or more hits: 20-7	Outhit opponents: 27-3
vs. LH/RH starters: 13-4/19-16	Opp. 10 or more hits: 7-14	Outhit by opponents: 4-16
White/Orange/Gray/Cream/Pin: 6-7/12-2/6-6/4-4-4-1	Come-from-behind wins: 10	Opp. come-from-behind wins: 6

### MISCELLANEOUS

<b>Game-Tying &amp; Go-Ahead RBI:</b> Flores (18), Powell (13), Belyeu (12), Schuessler (10), Brown (8), Thomas (7), Gasparino (7), Borba (4), O'Dowd (3), Kennedy (3), Duplantier (2), Galvan (1)	<b>Batted Around:</b> 2/20 vs. HCU (5th inn.), 3/8 at Texas Tech (4th inn.), 3/20 vs. Air Force (7th inn.), 3/29 at K-State (9th inn.), 4/2 vs. ACU (5th inn.), 4/14 at Houston (9th inn.), 4/16 vs. UTRGV (6th inn.)
<b>2-Out RBI (145):</b> Flores (24), Thomas (21), Belyeu (20), Powell (15), Gasparino (14), Brown (10), Schuessler (10), Borba (9), Galvan (9), Kennedy (8), Duplantier (1), Ardoin (1), Farmer (1), Service (1), O'Dowd (1)	<b>Weekly Awards:</b> Lebaron Johnson Jr., Big 12 Pitcher of the Week (2/26), Peyton Powell, Big 12 Player of the Week (2/26), Max Belyeu, Big 12 Co-Player of the Week (3/11), May Belyeu Big 12 Player of the Week (3/25)
<b>Bunt Singles (8):</b> Gasparino (2), Schuessler (2), O'Dowd (1), Powell (1), Thomas (1), Kennedy (1)	
<b>OF Assists (9):</b> Belyeu (5), Brown (2), Farmer (2)	

### TEXAS PITCHING BY THE NUMBERS

	W-L-S	G	ERA	IP	H	ER	BB	SO	HR
Totals	32-20-11	52	4.94	463.0	464	254	226	419	61
Big 12	17-10-9	27	5.47	237.0	257	144	118	198	41
Starters	16-15-0	52	5.08	218.0	234	123	104	172	30
Relievers	16-5-11	52	4.81	245.0	240	131	122	247	31
Home	21-12-5	33	3.72	300.0	258	124	140	282	24
Road	11-5-6	16	6.70	137.0	169	102	75	115	29
Neutral	0-3-0	3	9.69	26.0	37	28	11	22	8
February	7-1-1	8	1.82	74.0	61	15	32	73	2
March	10-10-3	20	5.76	178.0	199	114	74	152	29
April	11-7-5	18	5.64	158.0	153	99	90	149	25
May	4-2-0	6	4.42	53.0	51	26	30	45	5
June	-	-	-	-	-	-	-	-	-

### MULTIPLE-HIT GAMES

	2	3	4	5+	TOTAL
Thomas, Jared	13	8	3	-	24
Flores, Jalin	14	6	2	-	22
Belyeu, Max	11	5	3	-	19
Powell, Peyton	13	2	3	-	18
Schuessler, Kimble	12	1	1	-	14
Galvan, Rylan	7	-	2	1	10
Brown, Porter	9	-	-	-	9
Gasparino, Will	3	3	-	1	7
Kennedy, Dee	4	2	-	-	6
Borba, Casey	2	1	-	-	3
O'Dowd, Jack	3	-	-	-	3
Service, Oliver	1	-	-	-	1
<b>TEAM</b>	<b>92</b>	<b>28</b>	<b>14</b>	<b>2</b>	<b>136</b>

### MULTIPLE-RBI GAMES

	2	3	4	5+	TOTAL
Flores, Jalin	7	2	1	2	12
Belyeu, Max	4	5	1	2	12
Powell, Peyton	6	4	1	-	11
Thomas, Jared	6	1	2	1	10
Gasparino, Will	3	3	4	-	10
Galvan, Rylan	4	3	-	2	9
Schuessler, Kimble	6	2	-	-	8
Borba, Casey	5	1	-	-	6
Kennedy, Dee	2	2	-	-	4
Brown, Porter	1	2	-	1	4
O'Dowd, Jack	1	1	-	-	2
Farmer, Tommy	1	-	-	-	1
Duplantier, Jayden	1	-	-	-	1
Service, Oliver	-	1	-	-	1
<b>TEAM</b>	<b>47</b>	<b>27</b>	<b>9</b>	<b>8</b>	<b>91</b>

### CATCHERS

	PB	FLD%	CS-ATT.	CS%
Galvan	0	.992	9-38	24%
Powell	0	1.000	3-3	100%
Service	0	1.000	0-0	-
Schuessler	5	.991	10-36	28%
<b>Totals</b>	<b>5</b>	<b>.991</b>	<b>22-77</b>	<b>29%</b>

### HOME RUNS

	1R	2R	3R	SLAM	TOTAL
Belyeu	9	6	1	1	17
Flores	11	4	-	2	17
Thomas	6	6	1	1	14
Gasparino	6	3	1	2	12
Powell	4	4	1	-	9
Brown	5	1	2	-	8
Galvan	2	4	1	1	8
Schuessler	6	2	-	-	8
Kennedy	2	2	-	-	4
O'Dowd	3	-	1	-	4
Borba	1	1	-	-	2
<b>Totals</b>	<b>55</b>	<b>33</b>	<b>8</b>	<b>7</b>	<b>103</b>

### WEEKLY RANKING SUMMARY

POLL	D1	NCBWA	BA	PG	COACHES
Pre	16	9	13	8	13
Feb. 19	16	15	14	9	13
Feb. 26	15	14	14	8	13
Mar. 4	24	24	23	14	22
Mar. 11	23	24	23	14	24
Mar. 18	NR	NR	NR	NR	NR
Mar. 25	NR	NR	NR	NR	NR
Apr. 1	NR	NR	NR	NR	NR
Apr. 8	NR	NR	NR	NR	NR
Apr. 15	NR	NR	NR	NR	NR
Apr. 22	NR	NR	NR	NR	NR
Apr. 29	NR	NR	NR	NR	NR
May 6	NR	NR	25	18	NR
May 13	25	NR	24	18	NR
May 20	-	-	-	-	-
May 27	-	-	-	-	-





# HEAD COACH DAVID PIERCE 22

8th season at Texas | 13th season as head coach

HIGH SCHOOL **St. Pius X High School**  
 JUNIOR COLLEGE **Wharton County Junior College**  
 ALMA MATER **University of Houston, 1988**

A Texas native who has spent most of his 30-year career coaching in the state, David Pierce was named head baseball coach at The University of Texas on June 29, 2016. Pierce, just the fifth Longhorn head coach since 1911 (with the exception of the war years of 1943-

45 when Blair Cherry was at the helm), is the 13th head coach in 123 years of Texas baseball. Entering his eighth season as the Longhorns' head coach in 2024, Pierce has an overall record of 261-138 at Texas and a 458-247 mark in 12 seasons as a Division I head coach. For the 2024 season, Pierce takes over the primary pitching coach responsibilities, a role he is very familiar with. In addition to serving as pitching coach at Rice from 2006-11, Pierce managed his pitching staffs as head coach at Sam Houston and Tulane and in his first two seasons at Texas.

The 2023 team returned only two everyday starters in the lineup and just 23 home runs from the previous season and still came just one game short of advancing to a third-straight College World Series. Despite featuring an almost entirely new lineup, the Longhorns batted .293 as a team and averaged just over seven runs per game. The outfield trio of Dylan Campbell, Eric Kennedy and Porter Brown all had exceptional seasons. Campbell was a First Team All-Big 12 selection and led the team with a .339 batting average, 19 doubles, 65 runs scored and 26 stolen bases. He also hit a career-best 13 home runs and was stellar defensively with eight outfield assists. Brown was a unanimous First Team All-Big 12 pick and batted .323 with 12 doubles, 59 RBI and 36 runs scored. Kennedy batted .306 and hit a career-high 17 homers with 47 RBI and 57 runs scored. In all, six Texas hitters landed on the All-Big 12 teams with three first team selections. Campbell and Brown were joined by catcher Garret Guillemette on the first team, while infielder Peyton Powell and Kennedy were on the second team and infielder Jared Thomas was named Honorable Mention. On the pitching side, the Longhorns finished the season ranked 10th nationally with a 4.18 ERA and second in the Big 12 with a .245 opponents' batting average. Lucas Gordon was named the Big 12 Pitcher of the Year and earned first team All-American honors, while Lebaron Johnson Jr. was recognized on the All-Big 12 First Team and received second team All-America recognition.

In 2022, the Longhorns returned to the College World Series for the second-consecutive season and third time in the last four completed seasons with a 47-22 overall. Texas smashed the program record with 128 home runs, surpassing the 2010 squad that hit 81. The best power hitting team in program history slugged .550 to smash the previous program record of .508 set in 1974. Leading the way offensively, Ivan Melendez became the first Texas player to win the USA Baseball Golden Spikes Award and swept the national player of the year awards. Melendez hit a Longhorns record 32 home runs, surpassing Kyle Russell's Texas record 28 homers in 2007 and Kris Bryant's BBCOR era record of 31 homers in 2013. Melendez batted .387 and led the country with 94 RBI and an .863 slugging percentage. Along with Melendez's great season, Murphy Stehly had a breakout year batting .367 with 19 homers and 61 RBI and was named a second team All-American. Pete Hansen led the pitching staff and landed second team All-America honors with a 3.76 ERA, an 11-3 record and 120 strikeouts in 107.2 innings pitched. Melendez, Stehly and Hansen led a total of nine players named to the All-Big 12 teams and were joined by catcher Silas Ardoin on the first team. Infielders Trey Faltine and Skyler Messinger and starting pitcher Lucas Gordon landed on the second team. Outfielder Douglas Hodo III and designated hitter Austin Todd were named Honorable Mention. The Longhorns also produced the best defensive season in program history, fielding .985 for the first time ever and finishing with a program low 37 errors.

The 2021 season saw Texas return to the College World Series and come just one game shy of the CWS Finals. Pierce guided the Longhorns to the Big 12 Championship and their first 50-win season since 2010, while being named the Big 12 Conference Coach of the Year for the second time. He was also recognized as the ABCA Central Regional Coach of the Year, a distinction he had not received since the 2012 season. The Longhorns had 13 total players recognized on the All-Big 12 teams, including the Big 12 Pitcher of the Year Ty Madden. Madden was also named a First Team All-American and became the highest drafted Texas player since Taylor Jungmann in 2011. Including Madden, seven total Texas players were selected in the 2021 MLB Draft. The 2021 Longhorns led the nation with a 2.93 ERA, the best mark for the program since 2014. The pitching staff also totaled 556 strikeouts, the most for a Longhorn pitching staff since 2011. Offensively the Longhorns blasted 68 home runs, the most since a program record 81 in 2010. The team not only hit for power, finishing with more stolen bases (92) than any Texas team in over 15 years.

In just his second season at the helm, Pierce was named Baseball America's National Coach of the Year after guiding the Longhorns to a 42-23 record and back to the College World Series for the first time since 2014. With a 17-7 mark in league play, Pierce, who was named the Big 12 Conference Coach of the Year, led his team to the Big 12 Conference title—the first conference title for Texas since 2011—and hosted both an NCAA Regional and an NCAA Super Regional. In the Austin Regional, the Longhorns went 3-0 with wins over Texas Southern, Texas A&M, and Indiana. In the Super Regional, Texas dropped game one to Tennessee Tech before taking games two and three to send Pierce to Omaha for the first time as head coach. The Longhorns finished ranked in the top eight in every major poll to close out the season and finished first in the nation in double plays (73) and ninth in triples (22). Under Pierce and his staff's tutelage, second baseman Kody Clemens completed one of the best offensive seasons in Texas history. A third-round draft pick by the Detroit Tigers, Clemens was named a unanimous first team All-American at second base, becoming the first to earn that honor under Pierce. Clemens, the ABCA National Player of the Year and a finalist for both the Dick Howser Trophy and the USA Baseball Golden Spikes Award, blasted 24 home runs on the year, good for second in the country and second-most in a single season in Texas baseball history. Clemens also ranked nationally in total bases (second, 180), slugging percentage (fifth, .726), and RBI (12th, 72).

In his first season leading the Longhorns, Pierce led Texas to a 39-24 record, a 14-win improvement from the 2016 campaign. Texas came within one win of taking the Big 12 Conference tournament title before earning a No. 2 seed in the Long Beach Regional. Texas won its first two games of the regional before its season came to a close at the hands of LBSU. As a team, the Longhorns finished in the top 10 nationally in several statistical categories including double plays turned (fourth, 65), fielding percentage (fourth, .982), earned run average (ninth, 3.15), and hits allowed per nine innings (ninth, 7.60). Right-handed pitcher Morgan Cooper, a third team All-America selection, was taken in the second round of the MLB Draft, the first of 11 Longhorns to be selected in 2017, the most for any school. In Pierce's two seasons, a total of 16 Longhorns have been chosen in the draft.

The 56-year-old Pierce came to Texas from Tulane, where he spent the previous two seasons

## PLAYING CAREER

1982-83	Wharton County Junior College
1984-85	Houston

## COACHING CAREER

1989-90	St. Pius X High School	Head Coach
1991	Rice	Assistant Coach
1992-95	Episcopal High School	Assistant Coach
1996-01	J. Frank Dobie High School	Head Coach
2001-02	Houston	Assistant Coach
2003-11	Rice	Assistant Coach
2012-14	Sam Houston State	Head Coach
2015-16	Tulane	Head Coach
2017-present	Texas	Head Coach

## YEAR-BY-YEAR COACHING RECORD

Yr.	School	Record	Pct.	Conf.	Pct.	Postseason
2012	Sam Houston	40-22	.645	24-9 (1 <sup>st</sup> )	.727	NCAA Regional
2013	Sam Houston	38-22	.633	20-7 (1 <sup>st</sup> )	.741	NCAA Regional
2014	Sam Houston	43-19	.694	22-8 (1 <sup>st</sup> )	.733	NCAA Regional
2015	Tulane	35-25	.583	13-11 (T3 <sup>rd</sup> )	.542	NCAA Regional
2016	Tulane	41-21	.661	15-7 (1 <sup>st</sup> )	.682	NCAA Regional
2017	Texas	39-24	.619	11-12 (6 <sup>th</sup> )	.478	NCAA Regional
2018	Texas	42-23	.646	17-7 (1 <sup>st</sup> )	.708	World Series
2019	Texas	27-27	.500	7-16 (9 <sup>th</sup> )	.304	-
2020	Texas	14-3	.824	0-0	-	-
2021	Texas	50-17	.746	17-7 (1 <sup>st</sup> )	.708	World Series
2022	Texas	47-22	.681	14-10 (5 <sup>th</sup> )	.583	World Series
2023	Texas	42-22	.656	15-9 (1 <sup>st</sup> )	.625	Super Regional
2024	Texas	32-20	.615	17-10	.630	-
<b>Total</b>	<b>13 seasons</b>	<b>490-267</b>	<b>.647</b>	<b>192-113</b>	<b>.630</b>	

10 Regional, 4 Super Regional, 3 College World Series

## COACHING HONORS

2021	ABCA Regional Coach of the Year
2021	Big 12 Conference Coach of the Year
2018	Baseball America National Coach of the Year
2018	Big 12 Conference Coach of the Year
2016	Assistant Coach - U.S. Collegiate National Team
2013	Southland Conference Coach of the Year
2012	Southland Conference Coach of the Year
2012	ABCA Regional Coach of the Year

as head coach following a three-year stint at Sam Houston State in the same role. Pierce's teams have qualified for the NCAA tournament in seven years with him at the helm, and including his time as an assistant, Pierce was a part of programs that advanced to the postseason in 18 consecutive years, played in eight Super Regionals and reached five College World Series, winning a title in 2003 with Rice. In the summer of 2016, he was also named an assistant coach with the U.S. Collegiate National Team. Joining the Tulane Green Wave in 2015, the Houston native guided the school into its first season in the American Athletic Conference. His team posted a school-record nine shutouts, which ranked fourth in the nation, en route to a 35-25 record and the program's first regional appearance since 2008.

Pierce's first NCAA head coaching position came at Sam Houston State, where he compiled a record of 121-63 (.658) and the Bearkats made three straight NCAA Regional appearances for just the second time in program history. Sam Houston State was crowned Southland Conference champions in each of his three seasons (the program's only previous league title came in 1989), and Pierce was named the conference coach of the year in both 2012 and 2013.

A native of Houston, Pierce was born on October 13, 1962. He and his wife, Susan, have two children and two grandchildren. Pierce's daughter, Chelsea, graduated from The University of Texas in 2012 and is married to husband Bryan Caffey, and the couple have two daughters, Beckett and Lochlan. David and Susan's son, Shea, played for his father at both Sam Houston (2012-15) and Tulane (2016) and is married to the former Madison Olivarez, who is a 2018 graduate of The University of Texas.

## 2024 TEXAS ROSTER

#	NAME	POS.	B/T	HT.	WT.	YR.	HOMETOWN / HIGHSCHOOL
0	Jayden Duplantier	INF/OF	R/R	6-1	190	So.	Humble, Texas / Summer Creek
1	Jalin Flores	INF	R/R	6-2	210	So.	San Antonio, Texas / Brandeis
4	Porter Brown	OF	L/L	6-0	205	R-Sr.	San Antonio, Texas / Reagan / TCU
6	Rylan Galvan	C	R/R	6-0	205	So.	Sinton, Texas / Sinton
8	Will Gasparino	OF	R/R	6-6	210	Fr.	Los Angeles, Calif. / Harvard-Westlake
9	Jared Thomas	INF/OF	L/L	6-2	190	So.	Waxahachie, Texas / Waxahachie
10	Kimble Schuessler	C	R/R	6-2	210	R-Jr.	Llano / Llano / Texas A&M
11	Tanner Witt	RHP	R/R	6-6	230	R-So.	Houston, Texas / Episcopal
14	Cade O'Hara	INF	R/R	5-11	180	So.	Tustin, Calif. / Mater Dei
15	Peyton Powell	UTL	L/R	6-1	190	R-Sr.	Robinson, Texas / Robinson
17	Easton Tumis	RHP	R/R	6-4	155	Fr.	Friendswood, Texas / Friendswood
19	Sam Ardoin	INF	R/R	6-1	170	Fr.	Moss Bluff, La. / Sam Houston (La.)
24	Chase Lummus	LHP	L/L	6-1	205	R-Jr.	Godley, Texas / Godley
27	Jack O'Dowd	INF	L/R	6-2	210	Sr.	Nashville, Tenn. / Lipscomb Academy / Vanderbilt
28	Ace Whitehead	OF/LHP	L/L	5-10	195	Jr.	Lampasas, Texas / Lampasas
29	Cam Constantine	UTL	R/R	6-0	210	R-Jr.	McKinney, Texas / McKinney North
30	Dee Kennedy	INF	R/R	5-11	185	Fr.	Fort Worth, Texas / Prestonwood Christian
31	Casey Borba	INF	R/R	6-1	210	Fr.	Santa Ana, Calif. / Orange Lutheran
32	Charlie Hurley	RHP	R/R	6-8	225	Sr.	Sacramento, Calif. / Jesuit / USC
34	Will Mercer	LHP	L/L	6-1	210	R-Sr.	Houston, Texas / Strake Jesuit / Notre Dame
36	David Shaw	LHP	R/L	6-7	200	Jr.	Houston, Texas / Kinkaid / Rice
37	Nik Sanders	C	R/R	6-2	215	Fr.	Waco, Texas / University
38	Max Grubbs	RHP	R/R	6-1	200	So.	Arlington, Texas / Martin
40	Blake Peterson	OF	R/R	6-1	210	Fr.	Austin, Texas / Westlake
41	Cody Howard	RHP	R/R	6-1	200	R-So.	The Woodlands, Texas / The Woodlands / Baylor
42	Oliver Service	C/OF	R/R	6-0	195	Fr.	Detroit, Mich. / University Liggett
43	Tommy Farmer IV	OF	R/R	6-3	205	Fr.	Santa Monica, Calif. / Oaks Christian
44	Max Belyeu	OF	L/R	6-2	210	So.	Aledo, Texas / Aledo
45	Heston Tole	RHP	R/R	6-6	230	Sr.	Wichita Falls, Texas / IMG Academy / Arkansas
46	Cole Selvig	RHP	L/R	6-0	205	Fr.	Altoona, Wisc. / Regis Catholic
47	George Zaharias	RHP	R/R	6-3	220	Fr.	Menlo Park, Calif. / Menlo-Atherton
48	Hudson Hamilton	RHP	R/R	6-1	210	Fr.	Spring, Texas / Grand Oaks
49	Oliver Santos	LHP	L/L	6-4	205	R-Fr.	Newport Beach, Calif. / Orange Lutheran / Duke
51	Seth Werchan	OF	L/L	6-3	205	R-Jr.	Austin, Texas / Bowie / Penn
53	Luke Harrison	LHP	L/L	6-2	205	R-So.	Friendswood, Texas / Lutheran South Academy
54	Brandan Bertsch	LHP	R/L	6-0	170	Fr.	Dallas, Texas / Bishop Lynch
55	Casey Cummings	OF	R/R	6-0	190	Jr.	Danville, Calif. / San Ramon Valley / San Diego / Chabot
56	Gage Boehm	RHP	R/R	6-5	255	R-So.	Taylor, Texas / Hutto / Blinn
57	Lebarron Johnson Jr.	RHP	R/R	6-4	210	R-Jr.	Jacksonville, Fla. / Paxon School
88	André Duplantier II	RHP	R/R	6-2	215	R-Jr.	Humble, Texas / Summer Creek

#	Name	Pos.
44	Max Belyeu	OF
54	Brandan Bertsch	LHP
56	Gage Boehm	RHP
31	Casey Borba	INF
4	Porter Brown	OF
29	Cam Constantine	UTL
55	Casey Cummings	OF
88	André Duplantier II	RHP
0	Jayden Duplantier	INF/OF
43	Tommy Farmer IV	OF
1	Jalin Flores	INF
6	Rylan Galvan	C
8	Will Gasparino	OF
38	Max Grubbs	RHP
48	Hudson Hamilton	RHP
53	Luke Harrison	LHP
41	Cody Howard	RHP
32	Charlie Hurley	RHP
57	Lebarron Johnson Jr.	RHP
30	Dee Kennedy	INF
24	Chase Lummus	LHP
34	Will Mercer	LHP
27	Jack O'Dowd	INF
14	Cade O'Hara	INF
40	Blake Peterson	OF
15	Peyton Powell	UTL
37	Nik Sanders	C
49	Oliver Santos	LHP
10	Kimble Schuessler	C
46	Cole Selvig	RHP
42	Oliver Service	C/OF
36	David Shaw	LHP
9	Jared Thomas	INF/OF
45	Heston Tole	RHP
17	Easton Tumis	RHP
51	Seth Werchan	OF
28	Ace Whitehead	OF/LHP
11	Tanner Witt	RHP
47	George Zaharias	RHP

**PRONUNCIATION:** RYLAN GALVAN (GAL-VAHN); KIMBLE SCHUESSLER (SHOO-SLER); MAX BELYEU (BUH-LOO); CHASE LUMMUS (LOO-MISS); ANDRE/JAYDEN DUPLANTIER (DOO-PLAN-TEE-AY); SAM ARDOIN (ARD-WANN); EASTON TUMIS (TOO-MISS); GAGE BOEHM (BAME)

### COACHING STAFF

22	David Pierce	Head Coach
7	Steve Rodriguez	Assistant Coach
12	Philip Miller	Assistant Coach
33	Caleb Longley	Assistant Coach
	Carli Todd	Director of Baseball Operations
	Troy Tulowitzki	Director of Player Development
	Chris Gordon	Coordinator Hitting/Pitching Dev.
	Matt Couch	Athletic Performance
	Tom Mendez	Assistant Athletic Trainer

### ROSTER BREAKDOWN BY CLASS

**Senior (6):** Brown, Hurley, Mercer, O'Dowd, Powell, Tole  
**Junior (10):** Constantine, Cummings, Duplantier II, Johnson, Lummu, Schuessler, Shaw, Werchan, Whitehead, Witt  
**Sophomore (10):** Belyeu, Boehm, Duplantier II, Flores, Galvan, Grubbs, Harrison, Howard, O'Hara, Thomas  
**Freshmen (14):** Ardoin, Bertsch, Borba, Farmer, Gasparino, Hamilton, Kennedy, Peterson, Sanders, Santos, Selvig, Service, Tumis, Zaharias

### ROSTER BREAKDOWN BY POSITION

**LHP (7):** Bertsch, Harrison, Lummus, Mercer, Santos, Shaw, Whitehead  
**RHP (12):** Boehm, Duplantier II, Grubbs, Hamilton, Howard, Hurley, Johnson, Selvig, Tole, Tumis, Witt, Zaharias  
**C (4):** Galvan, Sanders, Schuessler, Service  
**INF (9):** Ardoin, Borba, Duplantier, Flores, Kennedy, O'Dowd, O'Hara, Powell, Thomas  
**OF (8):** Belyeu, Brown, Cummings, Farmer, Gasparino, Kennedy, Thomas, Werchan  
**UTL (1):** Constantine






# 2024 TEXAS LONGHORNS BASEBALL



**0** **JAYDEN DUPLANTIER**  
INF R/R 6-1 190 So.  
Humble, Texas



**1** **JALIN FLORES**  
INF R/R 6-2 210 So.  
San Antonio, Texas




**4** **PORTER BROWN**  
OF L/L 6-0 205 R-Sr.  
San Antonio, Texas



**6** **RYLAN GALVAN**  
C R/R 6-0 205 So.  
Sinton, Texas




**8** **WILL GASPARINO**  
OF R/R 6-6 210 Fr.  
Los Angeles, Calif.




**9** **JARED THOMAS**  
INF/OF L/L 6-2 190 So.  
Waxahachie, Texas




**10** **KIMBLE SCHUESSLER**  
C R/R 6-2 210 R-Jr.  
Llano, Texas




**11** **TANNER WITT**  
RHP R/R 6-6 230 R-Jr.  
Houston, Texas




**14** **CADE O'HARA**  
INF R/R 5-11 180 So.  
Tustin, Calif.



**15** **PEYTON POWELL**  
UTL L/R 6-1 190 R-Sr.  
Robinson, Texas




**17** **EASTON TUMIS**  
RHP R/R 6-4 155 Fr.  
Friendswood, Texas




**19** **SAM ARDOIN**  
INF R/R 6-1 170 Fr.  
Moss Bluff, Louisiana



**24** **CHASE LUMMUS**  
LHP L/L 6-1 205 R-Jr.  
Godley, Texas




**27** **JACK O'DOWD**  
INF L/R 6-2 210 Sr.  
Nashville, Tenn.




**28** **ACE WHITEHEAD**  
LHP L/L 5-10 195 Jr.  
Lampasas, Texas



**29** **CAM CONSTANTINE**  
UTL R/R 6-0 210 R-Jr.  
McKinney, Texas



**30** **DEE KENNEDY**  
INF R/R 5-11 185 Fr.  
Fort Worth, Texas



**31** **CASEY BORBA**  
INF R/R 6-1 210 Fr.  
Santa Ana, Calif.



**32** **CHARLIE HURLEY**  
RHP R/R 6-8 225 Sr.  
Sacramento, Calif.




**34** **WILL MERCER**  
LHP R/R 6-7 210 R-Sr.  
Houston, Texas




**36** **DAVID SHAW**  
LHP R/L 6-7 205 Jr.  
Houston, Texas




**37** **NIK SANDERS**  
C R/R 6-2 215 Fr.  
Waco, Texas



**38** **MAX GRUBBS**  
RHP R/R 6-1 200 So.  
Houston, Texas




**40** **BLAKE PETERSON**  
OF R/R 6-1 200 Fr.  
Austin, Texas



**41** **CODY HOWARD**  
RHP R/R 6-1 200 R-So.  
The Woodlands, Texas



**42** **OLIVER SERVICE**  
C/OF R/R 6-0 195 Fr.  
Detroit, Mich.




**43** **TOMMY FARMER**  
OF R/R 6-3 205 Fr.  
Santa Monica, Calif.




**44** **MAX BELYEU**  
OF R/R 6-2 210 So.  
The Woodlands, Texas




**45** **HESTON TOLE**  
RHP R/R 6-6 230 Sr.  
Wichita Falls, Texas



**46** **COLE SEVIG**  
RHP L/R 6-0 205 Fr.  
Altoona, Wisc.




**47** **GEORGE ZAHARIAS**  
RHP R/R 6-3 220 Fr.  
Menlo Park, Calif.




**48** **HUDSON HAMILTON**  
RHP R/R 6-1 210 Fr.  
Spring, Texas




**49** **OLIVER SANTOS**  
LHP L/L 6-4 205 R-Fr.  
Newport Beach, Calif.



**51** **SETH WERCHAN**  
OF L/L 6-3 205 R-Sr.  
Austin, Texas




**53** **LUKE HARRISON**  
LHP L/L 6-2 205 Fr.  
Friendswood, Texas



**54** **BRADDON BERTSCH**  
LHP R/L 6-0 170 Fr.  
Dallas, Texas




**55** **CASEY CUMMINGS**  
OF R/R 6-0 190 Jr.  
Danville, Calif.



**56** **GAGE BOEHM**  
RHP R/R 6-5 255 R-So.  
Taylor, Texas



**57** **LEBARRON JOHNSON JR.**  
RHP R/R 6-4 210 R-Jr.  
Jacksonville, Fla.



**88** **ANDRE DUPLANTIER II**  
RHP R/R 6-2 215 R-Jr.  
Humble, Texas




**22** **DAVID PIERCE**  
Head Coach  
8th Season



**7** **STEVE RODRIGUEZ**  
Assistant Coach  
2nd Season



**12** **PHILIP MILLER**  
Assistant Coach  
8th Season



**33** **GALEB LONGLEY**  
Assistant Coach  
3rd Season




**TROY TULOWITZKI**  
Director of Player  
Development



**CHRIS GORDON**  
Coordinator of Hitting  
& Pitching Development

PROBABLE STARTING PITCHER



# T RIGHT-HANDED PITCHER CHARLIE HURLEY 32

CLASS Senior HOMETOWN Sacramento, Calif. HIGH SCHOOL Jesuit PREVIOUS SCHOOL USC

**AS A JUNIOR (2022)** One of the team leaders in innings pitched and wins as a junior in 2023...posted a 5-0 record and three saves for the third-most wins on the team...finished with a 4.42 ERA and 45 strikeouts in 55.0 innings pitched...made 22 total appearances with five starts...picked up the win in the NCAA Regional Final win over Miami (6/4) with 4.1 innings of relief...pitched a perfect inning of relief to pick up the save in the regular season finale against West Virginia (5/20)...started and pitched five efficient innings, throwing just 57 pitches, to pick up the win over UT Arlington (5/9)...started and pitched five innings in the win over Kansas State (4/9)...got the save with three innings pitched against Sam Houston (3/7)...pitched four innings and allowed just one run on four hits to pick up a save over Cal State Fullerton (3/4)...tossed three scoreless innings with six strikeouts against Indiana (2/26).

**PRIOR TO TEXAS (USC)** Pitched for two seasons at USC in 2021 and 2022, with 33 career appearances and a 6-5 record with a 4.21 ERA and 64 strikeouts in 94 innings pitched...during sophomore season in 2022, made 16 appearances with 13 starts...recorded a 6-2 record with a 4.19 ERA and 45 strikeouts in 73 innings pitched...had a career-long outing with 8.0 innings pitched and no earned runs allowed against San Jose State (4/3)...as a true freshman, pitched in 17 games and logged 21.0 innings for the Trojans during the 2021 season...finished with a 4.29 ERA with 19 strikeouts.

**HIGH SCHOOL** Played two varsity seasons at Jesuit HS in Carmichael, Calif...despite losing his junior year to injury and senior year to the COVID-19 pandemic, earned All-Region second team early in his career and was named a preseason All-American heading into 2020...was also Jesuit's starting goalkeeper in water polo and played prep basketball.

**PERSONAL** Son of John and Lynne Hurley...has one sister, Gigi...father, John, played football at the University of Richmond and mother, Lynne, played basketball and the University of San Francisco.

CAREER GAME-BY-GAME

Date	OPPONENT	GS	IP	H	R	ER	BB	SO	2B	3B	HR	WP	BK	HBP	IBB	Score	W	L	SV	ERA	NP
Feb 19, 2023	Vanderbilt		2.0	2	1	1	1	2	1	0	0	0	0	0	0	2-12	0	0	0	4.50	31
Feb 21, 2023	A&M-CORPUS		1.0	1	1	1	0	1	1	0	0	0	0	0	0	12-2	0	0	0	6.00	19
Feb 26, 2023	INDIANA		3.0	1	0	0	0	6	0	0	0	0	0	0	0	2-4	0	0	0	3.00	35
Feb 28, 2023	LSU		0.2	0	0	0	1	1	0	0	0	0	0	0	0	0-3	0	0	0	2.70	16
Mar 04, 2023	Cal State Fullerton		4.0	4	1	1	0	1	2	0	0	2	0	0	0	4-2	0	0	1	2.53	58
Mar 07, 2023	SAM HOUSTON		3.0	2	1	1	0	1	0	0	0	0	0	0	0	7-5	0	0	2	2.63	30
Mar 10, 2023	MANHATTAN		2.0	1	0	0	3	2	0	0	0	0	0	0	0	8-1	0	0	2	2.30	43
Mar 14, 2023	NDSU		5.1	3	0	0	2	5	0	0	0	0	0	0	0	7-2	1	0	2	1.71	70
Mar 21, 2023	UIW	*	4.0	4	1	1	0	4	0	0	1	0	0	0	0	17-11	2	0	2	1.80	51
Mar 26, 2023	TEXAS TECH	*	4.0	1	1	1	3	4	0	0	0	0	0	3	0	9-8	2	0	2	1.86	76
Apr 02, 2023	Oklahoma State		3.0	3	2	2	1	3	0	0	1	0	0	0	0	3-4	2	0	2	2.25	50
Apr 09, 2023	KANSAS STATE	*	5.0	4	2	2	4	3	1	0	1	0	0	1	0	8-2	3	0	2	2.43	90
Apr 15, 2023	Baylor	*	0.2	4	5	5	3	2	0	0	0	1	0	0	0	9-10	3	0	2	3.58	47
Apr 19, 2023	ABILENE CHRISTIAN		2.0	0	0	0	3	2	0	0	0	0	0	0	0	20-0	3	0	2	3.40	33
Apr 25, 2023	TEXAS SOUTHERN		1.0	1	0	0	2	0	0	0	0	1	0	0	0	18-3	3	0	2	3.32	24
May 01, 2023	TCU		0.2	2	2	2	1	0	0	0	0	1	0	0	0	7-15	3	0	2	3.70	16
May 05, 2023	Kansas		2.0	3	2	2	1	2	1	0	0	0	0	1	0	4-10	3	0	2	3.95	31
May 09, 2023	UT ARLINGTON	*	5.0	5	2	2	0	2	0	0	0	1	0	1	0	10-5	4	0	2	3.91	57
May 20, 2023	WEST VIRGINIA		1.0	0	0	0	0	0	0	0	0	0	0	1	0	7-3	4	0	3	3.83	6
May 25, 2023	Kansas State		0.0	1	1	1	1	0	0	0	0	0	0	0	0	0-6	4	0	3	4.01	10
Jun 04, 2023	Miami		4.1	4	3	3	1	2	0	0	1	1	0	1	0	10-6	5	0	3	4.19	74
Jun 10, 2023	Stanford		1.1	2	2	2	0	2	1	0	1	0	0	0	0	7-5	5	0	3	4.42	23
Feb 17, 2024	SAN DIEGO	*	3.2	2	1	1	4	2	0	0	0	1	0	0	0	5-6	0	0	0	2.45	76
Feb 24, 2024	CAL POLY	*	6.0	4	0	0	1	3	1	0	0	0	0	2	0	6-0	1	0	0	0.93	83
Mar 02, 2024	Texas State	*	1.2	3	4	4	1	1	0	0	1	2	0	1	0	10-11	1	0	0	3.97	36
Mar 05, 2024	TEXAS A&M		1.0	3	2	2	1	1	0	0	0	0	0	0	0	2-9	1	0	0	5.11	27
Mar 10, 2024	Texas Tech	*	1.0	4	3	3	0	0	1	0	1	0	0	0	0	9-7	1	0	0	6.75	28
Mar 20, 2024	AIR FORCE	*	5.0	4	2	2	3	4	0	0	0	0	0	0	0	12-3	2	0	0	5.89	77
Mar 26, 2024	A&M-CORPUS		1.2	0	0	0	0	2	0	0	0	0	0	0	0	1-4	2	0	0	5.40	15
Mar 29, 2024	Kansas State		0.1	4	3	3	1	0	0	0	0	0	0	0	0	21-11	2	0	0	6.64	21
Apr 04, 2024	BYU		2.0	3	1	1	2	3	2	0	0	0	0	0	0	5-7	2	0	0	6.45	56
Apr 10, 2024	TEXAS STATE		2.0	0	0	0	1	2	0	0	0	0	0	0	0	3-7	2	0	0	5.92	21
Apr 14, 2024	Houston		0.1	2	2	2	0	0	0	0	0	0	0	1	0	13-8	2	0	0	6.57	10
Apr 16, 2024	UTRGV		1.0	3	4	4	2	2	1	0	0	0	0	0	0	9-17	2	0	0	7.71	33
Apr 23, 2024	UT ARLINGTON	*	4.0	1	0	0	3	5	1	0	0	0	0	0	0	11-0	3	0	0	6.67	67
Apr 30, 2024	SAM HOUSTON	*	5.0	1	1	1	4	3	0	0	0	0	0	0	0	16-9	4	0	0	5.97	79
May 12, 2024	UCF		2.0	3	2	2	1	0	0	0	0	0	0	0	0	10-7	5	0	0	6.14	25


CAREER STATISTICS

Year	ERA	W	L	App	GS	CG	SHO	SV	IP	H	R	ER	BB	SO	2B	3B	HR	BF	B/Avg	WP	HBP	BK	SFA	SHA
2023	4.42	5	0	22	5	0	0	3	55.0	48	27	27	27	45	7	0	5	238	.240	7	8	0	3	0
2024	6.14	5	0	15	7	0	0	3	36.2	37	25	25	27	28	6	0	2	168	.266	3	4	0	0	1
<b>Total</b>	<b>5.11</b>	<b>10</b>	<b>0</b>	<b>37</b>	<b>12</b>	<b>0</b>	<b>0</b>	<b>3</b>	<b>91.2</b>	<b>85</b>	<b>52</b>	<b>52</b>	<b>51</b>	<b>73</b>	<b>13</b>	<b>0</b>	<b>7</b>	<b>406</b>	<b>.251</b>	<b>10</b>	<b>12</b>	<b>0</b>	<b>3</b>	<b>1</b>

SINGLE GAME CAREER HIGHS

Innings pitched: 6.0, Cal Poly, Feb 24, 2024  
 Walks allowed: 4, Kansas State, Apr 09, 2023 ; Sam Houston, Apr 30, 2024 ; San Diego, Feb 17, 2024  
 Strikeouts: 6, Indiana, Feb 26, 2023  
 Batters faced: 25, Cal Poly, Feb 24, 2024  
 Field chances: 3, Cal Poly, Feb 24, 2024  
 Putouts: 2, A&M-Corpus Christi, Feb 21, 2023  
 Assists: 2, Kansas State, Apr 09, 2023 ; Cal Poly, Feb 24, 2024 ; UT Arlington, May 09, 2023  
 Runners CS: 2, Texas Southern, Apr 25, 2023

PROBABLE STARTING PITCHER



# T RIGHT-HANDED PITCHER MAX GRUBBS 38

CLASS **Sophomore** HOMETOWN **Arlington, Texas** HIGH SCHOOL **Martin**

**AS A FRESHMAN (2023)** Pitched in eight games as a reliever during freshman season...recorded first career win and struck out six batters in 8.2 innings pitched...logged one inning of relief in the 12-2 win over West Virginia (5/18) with one strikeout...pitched a scoreless inning in win over San Jose State (5/12)...pitched a scoreless inning and picked up the win over Manhattan (3/11)...made season debut with two scoreless innings of relief against Mercer (3/8).

**HIGH SCHOOL** All-Region pitcher and four-year letterwinner for head coach Curt Colbertson at Martin High School...No. 5 ranked right-handed pitcher in the state of Texas and the No. 21 ranked player overall in Texas...named First Team All-District 8-6A...named a Dallas Morning News Player of the Week during 2021 season, pitching 6 1/3 innings with 13 strikeouts and also hitting a grand slam in wins over Arlington HS.

**PERSONAL** Son of Elizabeth and Travis Grubbs...has one sister, Mia, and a brother, Mason...father, Travis, played golf at TCU...mother, Elizabeth, graduated from the College of Natural Sciences in 1993.

**CAREER GAME-BY-GAME**

Date	OPPONENT	GS	IP	H	R	ER	BB	SO	2B	3B	HR	WP	BK	HBP	IBB	Score	W	L	SV	ERA	NP
Mar 08, 2023	MERCER	2.0	1	0	0	0	0	0	0	0	0	0	0	0	0	11-3	0	0	0	0.00	21
Mar 11, 2023	MANHATTAN	1.0	1	0	0	0	0	1	0	0	0	1	0	1	0	10-4	1	0	0	0.00	18
Mar 15, 2023	NORTH DAKOTA ST	1.1	1	2	0	1	2	0	0	0	0	0	0	0	0	7-4	1	0	0	0.00	25
Apr 11, 2023	TEXAS STATE	1.1	5	4	4	0	1	2	0	0	0	0	0	0	0	3-9	1	0	0	6.35	33
Apr 14, 2023	Baylor	0.2	3	3	3	0	0	2	0	1	0	0	0	0	0	11-9	1	0	0	9.95	16
May 05, 2023	Kansas	0.1	1	1	1	1	1	0	1	0	0	0	0	0	0	4-10	1	0	0	10.80	10
May 12, 2023	SAN JOSE STATE-2	1.0	0	0	0	0	0	1	0	0	0	0	0	0	0	24-3	1	0	0	9.39	15
May 18, 2023	WEST VIRGINIA	1.0	1	1	1	1	1	1	0	0	0	0	0	1	0	12-2	1	0	0	9.35	26
Feb 16, 2024	SAN DIEGO	1.0	2	1	1	0	0	0	0	0	1	0	0	0	0	7-3	1	0	0	9.00	28
Feb 18, 2024	SAN DIEGO	2.2	2	1	1	0	4	0	0	0	0	0	0	0	0	9-4	1	0	0	4.91	41
Feb 25, 2024	CAL POLY	1.0	1	0	0	0	0	1	0	0	0	0	0	0	0	7-0	1	0	0	3.86	9
Feb 27, 2024	ST. JOHN'S	* 2.1	3	3	2	2	1	1	0	0	0	0	1	0	0	15-4	1	0	0	5.14	43
Mar 02, 2024	Texas State	1.1	2	1	1	0	2	0	0	0	0	0	0	0	0	10-11	1	0	0	5.40	27
Mar 05, 2024	TEXAS A&M	1.2	1	1	0	1	2	0	0	0	0	0	0	0	0	2-9	1	0	0	4.50	33
Mar 09, 2024	Texas Tech	4.2	5	2	0	1	2	1	0	0	0	0	0	0	0	2-7	1	0	0	3.07	61
Mar 17, 2024	WASHINGTON	* 6.0	5	1	1	0	2	1	0	0	2	0	0	0	0	4-3	2	0	0	2.61	90
Mar 24, 2024	BAYLOR	* 7.0	5	1	1	1	5	0	0	0	1	0	1	0	0	11-1	3	0	0	2.28	97
Mar 30, 2024	Kansas State	* 6.0	6	1	0	1	5	0	1	0	0	0	0	0	0	6-3	4	0	0	1.87	88
Apr 06, 2024	BYU	* 2.1	5	5	5	1	2	0	0	1	1	0	0	0	0	5-7	4	1	0	3.00	57
Apr 12, 2024	Houston	* 5.0	6	5	5	1	3	0	0	2	1	0	2	0	0	1-9	4	2	0	3.73	84
Apr 19, 2024	TCU	* 6.1	8	2	2	1	5	2	1	0	0	0	1	0	0	0-5	4	3	0	3.61	98
Apr 26, 2024	Oklahoma	* 5.0	7	5	1	1	3	0	0	1	1	0	0	0	0	4-9	4	4	0	3.44	88
May 03, 2024	OKLAHOMA STATE	* 6.0	6	4	4	2	3	1	0	2	1	0	0	0	0	7-5	4	4	0	3.70	90
May 10, 2024	UCF	* 5.2	7	1	1	1	5	0	0	0	0	0	0	0	0	6-3	5	4	0	3.52	105

**CAREER STATISTICS**


Year	ERA	W	L	App	GS	CG	SHO	SV	IP	H	R	ER	BB	SO	2B	3B	HR	BF	B/Avg	WP	HBP	BK	SFA	SHA
2023	9.35	1	0	8	0	0	0	0	8.2	13	11	9	3	6	5	0	1	45	.325	1	2	0	0	0
2024	3.52	5	4	16	10	0	0	0	64.0	71	34	25	13	44	7	2	6	282	.276	8	5	0	3	4
<b>Total</b>	<b>4.21</b>	<b>6</b>	<b>4</b>	<b>24</b>	<b>10</b>	<b>0</b>	<b>0</b>	<b>0</b>	<b>72.2</b>	<b>84</b>	<b>45</b>	<b>34</b>	<b>16</b>	<b>50</b>	<b>12</b>	<b>2</b>	<b>7</b>	<b>327</b>	<b>.283</b>	<b>9</b>	<b>7</b>	<b>0</b>	<b>3</b>	<b>4</b>

**SINGLE GAME CAREER HIGHS**

- Innings pitched: 7.0, Baylor, Mar 24, 2024
- Walks allowed: 2, St. John's, Feb 27, 2024 ; Oklahoma State, May 03, 2024
- Strikeouts: 5, 4 times
- Batters faced: 28, at Oklahoma, Apr 26, 2024
- Field chances: 4, Baylor, Mar 24, 2024
- Putouts: 2, Baylor, Mar 24, 2024
- Assists: 3, TCU, Apr 19, 2024
- Runners CS: 1, 4 times



PROBABLE STARTING PITCHER



# T RIGHT-HANDED PITCHER LEBARRON JOHNSON JR 57

CLASS R-Junior HOMETOWN Jacksonville, Fla. HIGH SCHOOL Paxon School

**AS A R-SOPHOMORE (2023)** Named a second team All-American and first team All-Big 12 selection...posted an 8-4 record and a 2.91 ERA in 20 total appearances and 13 starts...struck out 98 batters in 86.2 innings pitched, while holding hitters to a .231 batting average...tossed first career complete game against Miami (6/3) in the NCAA Regional, tossing 9.0 innings and allowing one run with eight strikeouts...struck out 11 batters in 5.1 innings pitched against West Virginia (5/19)...started against Kansas (5/6) and pitched seven innings with a career high 12 strikeouts, allowing just one run on four hits...came out of the bullpen to pitch 6.1 scoreless innings at TCU (4/30)...pitched 3.0 innings and allowed one run at Texas A&M (3/28) to pick up the win...started against LSU (2/28) and was outstanding, pitching 5.0 scoreless innings with nine strikeouts and just three hits allowed...made first start of the season and picked up the win against A&M-Corpus Christi (2/21) with five innings and eight strikeouts.

CAREER GAME-BY-GAME

Date	OPPONENT	GS	IP	H	R	ER	BB	SO	2B	3B	HR	WP	BK	HBP	IBB	Score	W	L	SV	ERA	NP
Feb 20, 2022	RICE		1.0	1	1	1	0	1	0	0	0	2	0	1	0	14-2	0	0	0	9.00	25
Feb 22, 2022	A&M-Corpus Christi		1.0	0	0	0	0	2	0	0	0	0	0	0	0	12-0	0	0	0	4.50	11
Mar 01, 2022	Sam Houston		1.0	0	0	0	0	2	0	0	0	1	0	0	0	10-2	0	0	0	3.00	12
Mar 06, 2022	UCLA		0.1	1	2	1	1	0	0	0	0	0	0	0	0	1-5	0	1	0	5.40	17
Mar 09, 2022	TEXAS STATE		1.0	0	0	0	1	1	0	0	0	0	0	0	0	4-6	0	1	0	4.15	16
Apr 05, 2022	UTRGV		1.0	0	0	0	0	0	0	0	0	0	0	0	0	13-5	0	1	0	3.38	11
Apr 12, 2022	STEPHEN F. AUSTIN		1.0	0	0	0	0	2	0	0	0	0	0	0	0	13-2	0	1	0	2.84	9
Apr 15, 2022	K-State		0.1	3	3	1	1	0	0	0	0	0	0	0	0	1-8	0	1	0	4.05	27
Apr 19, 2022	AIR FORCE		2.0	1	0	0	2	3	0	0	0	0	0	0	0	2-14	0	1	0	3.12	37
Apr 23, 2022	BAYLOR		1.0	0	0	0	1	1	0	0	0	0	0	0	0	13-4	0	1	0	2.79	18
Apr 26, 2022	UTRGV		1.0	0	0	0	0	1	0	0	0	0	0	0	0	7-2	0	1	0	2.53	12
Apr 29, 2022	OKLAHOMA STATE		0.1	0	0	0	1	0	0	0	0	1	0	0	0	6-8	0	1	0	2.45	7
May 03, 2022	HOUSTON BAPTIST		1.0	0	0	0	0	2	0	0	0	0	0	0	0	13-3	0	1	0	2.25	11
May 10, 2022	TEXAS SOUTHERN		2.0	3	1	1	0	2	2	0	0	0	0	0	0	12-2	0	1	0	2.57	28
May 17, 2022	SAM HOUSTON		0.1	0	1	1	3	0	0	0	0	1	0	0	0	9-2	0	1	0	3.14	26
May 29, 2022	Oklahoma		1.0	1	0	0	1	2	1	0	0	1	0	0	0	1-8	0	1	0	2.93	26
Jun 05, 2022	AIR FORCE		1.0	1	1	1	0	2	0	0	1	0	0	0	0	10-1	0	1	0	3.31	20
Jun 10, 2022	East Carolina		0.2	1	0	0	0	0	0	0	0	0	0	0	0	7-13	0	1	0	3.18	10
Feb 17, 2023	Arkansas		1.0	3	2	2	1	0	0	0	0	0	0	0	0	2-3	0	1	0	18.00	31
Feb 21, 2023	A&M-CORPUS	*	5.0	3	1	1	3	8	0	0	1	1	0	0	0	12-2	1	1	0	4.50	70
Feb 28, 2023	LSU	*	5.0	3	0	0	2	9	1	0	0	0	0	1	0	0-3	1	1	0	2.45	92
Mar 05, 2023	Cal State Fullerton		1.0	1	0	0	0	0	0	0	0	1	0	0	0	4-5	1	1	0	2.25	10
Mar 07, 2023	SAM HOUSTON	*	6.0	7	4	2	1	3	2	0	1	1	0	0	0	7-5	2	1	0	2.50	89
Mar 14, 2023	NDSU	*	2.2	3	2	2	1	3	2	0	0	3	0	1	0	7-2	2	1	0	3.05	55
Mar 19, 2023	NEW ORLEANS	*	4.0	1	2	2	3	6	0	0	0	2	0	0	0	9-3	2	1	0	3.28	79
Mar 25, 2023	TEXAS TECH		2.2	2	0	0	1	3	0	0	0	1	0	0	0	6-5	2	1	0	2.96	50
Mar 28, 2023	Texas A&M	*	3.0	2	1	1	1	2	0	0	0	2	0	0	0	5-2	3	1	0	2.97	47
Apr 02, 2023	Oklahoma State	*	3.0	2	0	0	5	3	0	0	0	0	0	0	0	3-4	3	1	0	2.70	62
Apr 08, 2023	KANSAS STATE		2.1	2	4	4	3	3	1	0	1	0	0	0	0	5-6	3	2	0	3.53	55
Apr 16, 2023	Baylor		3.0	1	1	1	3	4	0	0	0	1	0	1	0	7-6	3	2	1	3.49	56
Apr 22, 2023	OKLAHOMA-2		5.0	3	1	0	3	6	0	0	0	0	1	0	0	4-6	3	2	1	3.09	91
Apr 30, 2023	TCU		6.1	3	0	0	0	6	0	0	0	0	0	0	0	3-2	4	2	1	2.70	85
May 06, 2023	Kansas	*	7.0	4	1	1	1	12	1	0	0	1	0	0	0	6-2	5	2	1	2.53	112
May 12, 2023	SAN JOSE STATE-2	*	5.0	6	3	3	1	5	2	0	0	0	0	0	0	24-3	6	2	1	2.76	83
May 19, 2023	WEST VIRGINIA	*	5.1	5	2	2	11	1	0	1	0	0	0	0	0	10-4	7	2	1	2.81	101
May 25, 2023	Kansas State	*	6.0	8	2	2	0	2	2	0	0	0	0	0	0	0-6	7	3	1	2.82	95
Jun 03, 2023	Miami	*	9.0	7	1	1	3	8	0	1	1	0	0	0	0	4-1	8	3	1	2.62	129
Jun 11, 2023	Stanford	*	4.1	7	4	4	4	4	3	0	0	0	1	0	0	3-8	8	4	1	2.91	97
Feb 16, 2024	SAN DIEGO	*	5.0	5	2	2	6	0	0	0	0	0	0	1	0	7-3	0	0	0	3.60	76
Feb 23, 2024	CAL POLY	*	8.0	2	0	0	2	8	0	0	0	0	1	1	0	2-0	1	0	0	1.38	100
Mar 01, 2024	LSU	*	3.0	4	2	2	3	6	3	0	0	1	0	0	0	3-6	1	1	0	2.25	91
Mar 08, 2024	Texas Tech	*	4.1	3	5	4	6	3	1	0	2	2	0	0	0	22-8	1	1	0	3.54	110
Mar 15, 2024	WASHINGTON	*	6.0	5	1	1	3	10	3	0	0	2	0	0	0	3-9	1	1	0	3.08	107
Mar 22, 2024	BAYLOR	*	7.0	9	3	3	1	4	2	0	0	0	0	0	0	3-4	1	1	0	3.24	108
Mar 28, 2024	Kansas State	*	1.0	5	6	6	2	1	2	0	0	0	0	0	0	6-14	1	2	0	4.72	43
Apr 04, 2024	BYU	*	3.0	6	4	4	2	4	1	0	2	1	0	0	0	5-7	1	3	0	5.30	79
Apr 09, 2024	Texas State		2.0	4	1	1	1	3	0	0	0	1	0	0	0	9-1	1	3	0	5.26	43
Apr 14, 2024	Houston	*	2.2	5	3	3	4	4	1	0	1	2	0	0	0	13-8	1	3	0	5.57	74
Apr 21, 2024	TCU	*	6.1	3	1	1	4	7	1	0	0	2	0	1	0	2-1	2	3	0	5.03	92
Apr 28, 2024	Oklahoma-2	*	3.0	9	5	5	2	2	2	1	1	0	0	0	0	12-10	2	3	0	5.61	70
May 05, 2024	OKLAHOMA STATE	*	4.1	7	4	4	1	3	1	0	2	1	0	0	0	2-7	2	4	0	5.82	78
May 12, 2024	UCF	*	4.0	3	4	4	4	7	0	0	0	0	0	0	0	10-7	2	4	0	6.03	87

CAREER STATISTICS

Year	ERA	W	L	App	GS	CG	SHO	SV	IP	H	R	ER	BB	SO	2B	3B	HR	BF	B/Avg	WP	HBP	BK	SFA	SHA
2022	3.18	0	1	18	0	0	0	0	17.0	12	9	6	11	21	3	0	1	74	.194	6	1	0	0	0
2023	2.91	8	4	20	13	1	0	1	86.2	73	31	28	38	98	15	1	5	363	.231	13	3	2	4	2
2024	6.03	2	4	14	13	0	0	0	59.2	70	41	40	37	68	17	1	8	280	.295	12	3	1	1	2
Total	4.08	10	9	52	26	1	0	1	163.1	155	81	74	86	187	35	2	14	717	.252	31	7	3	5	4

SINGLE GAME CAREER HIGHS

**Innings pitched:** 9.0, at Miami, Jun 03, 2023 | **Walks allowed:** 6, at Texas Tech, Mar 08, 2024  
**Strikeouts:** 12, at Kansas, May 06, 2023 | **Batters faced:** 36, at Miami, Jun 03, 2023  
**Field chances:** 3, San Diego, Feb 16, 2024 ; Baylor, Mar 22, 2024 | **Putouts:** 1, 9 times  
**Assists:** 2, San Diego, Feb 16, 2024 ; Baylor, Mar 22, 2024 | **Runners CS:** 2, at Baylor, Apr 16, 2023



## 2024 Texas Baseball Overall Statistics for Texas (as of May 12, 2024) (All games Sorted by Batting avg)



Record: 32-20 Home: 21-12 Away: 11-5 Neutral: 0-3 Big 12: 17-10

Player	avg	gp-gs	ab	r	h	2b	3b	hr	rbi	tb	slg%	bb	hp	so	gdp	ob%	sf	sh	sb-att	po	a	e	fld%	
Thomas, Jared	.359	52-52	217	54	78	15	3	14	41	141	.650	25	7	54	0	.440	1	1	15-15	319	23	4	.988	
Flores, Jalin	.344	52-52	209	48	72	19	0	17	48	142	.679	15	9	47	5	.405	4	0	2-3	70	139	8	.963	
Belyeu, Max	.343	51-48	175	46	60	13	1	17	47	126	.720	25	9	39	2	.445	2	1	3-4	98	5	2	.981	
Schuessler, Kimble	.342	45-38	149	37	51	11	1	8	27	88	.591	19	0	27	3	.412	2	5	0-0	181	28	2	.991	
Powell, Peyton	.329	52-52	207	38	68	10	1	9	41	107	.517	29	3	29	5	.413	3	2	2-4	49	92	6	.959	
Galvan, Rylan	.288	45-42	146	33	42	12	0	8	34	78	.534	19	3	53	3	.381	0	3	3-4	222	21	2	.992	
Gasparino, Will	.249	51-50	181	35	45	11	0	12	41	92	.508	9	3	67	1	.292	2	3	2-3	103	0	2	.981	
Borba, Casey	.239	29-17	71	9	17	7	0	2	14	30	.423	7	5	22	2	.349	0	3	0-0	94	5	4	.961	
Brown, Porter	.223	47-43	157	31	35	7	1	8	24	68	.433	27	6	43	2	.358	0	0	11-12	83	2	2	.977	
Kennedy, Dee	.218	45-36	124	26	27	5	1	4	14	46	.371	19	2	39	2	.331	0	2	2-3	51	90	6	.959	
O'Dowd, Jack	.194	37-27	98	10	19	6	0	4	17	37	.378	4	2	23	0	.234	3	3	0-1	72	38	3	.973	
-----																								
Service, Oliver	.750	2-0	4	2	3	1	0	0	3	4	1.000	0	0	1	0	.750	0	0	0-0	2	1	0	1.000	
Farmer, Tommy	.211	15-3	19	4	4	0	0	0	3	4	.211	4	2	9	0	.400	0	0	0-0	7	2	0	1.000	
Cummings, Casey	.111	6-1	9	0	1	0	0	0	0	1	.111	0	1	4	0	.200	0	0	0-0	5	0	0	1.000	
Duplantier, Jayden	.111	10-2	9	4	1	0	0	0	3	1	.111	3	1	2	0	.333	2	0	0-1	0	0	0	.000	
Sanders, Nik	.056	9-4	18	2	1	0	0	0	1	1	.056	1	0	8	0	.105	0	0	0-0	0	0	0	.000	
Werchan, Seth	.000	6-1	4	2	0	0	0	0	1	0	.000	0	0	2	0	.000	0	1	0-0	1	0	0	1.000	
O'Hara, Cade	.000	3-0	3	0	0	0	0	0	0	0	.000	0	0	3	0	.000	0	0	0-0	2	5	1	.875	
Ardoin, Sam	.000	4-0	2	1	0	0	0	0	2	0	.000	2	0	1	0	.500	0	0	0-0	1	2	0	1.000	
Constantine, Cam	.000	2-0	2	1	0	0	0	0	0	0	.000	0	0	1	0	.000	0	0	0-0	2	1	0	1.000	
Whitehead, Ace	.000	1-0	0	1	0	0	0	0	0	0	.000	0	0	0	0	.000	0	0	0-0	1	7	0	1.000	
Totals	.290	52	1804	384	524	117	8	103	361	966	.535	208	53	474	25	.377	19	24	40-50	1389	505	51	.974	
Opponents	.263	52	1767	282	464	81	6	61	261	740	.419	226	58	419	28	.361	21	18	55-80	1345	432	41	.977	

LOB - Team (381), Opp (419). DPs turned - Team (34), Opp (31). CI - Team (0), Opp (2). IBB - Team (3), Brown 1, Schuessler 1, Belyeu 1, Opp (2). Picked off - Thomas 2, Gasparino 1, Kennedy, Dee 1, Duplantier J 1.

### (All games Sorted by Earned run avg)

Player	era	w-l	app	gs	cg	sho	sv	ip	h	r	er	bb	so	2b	3b	hr	b/avg	wp	hp	bks	sfa	sha
Grubbs, Max	3.52	5-4	16	10	0	0/1	0	64.0	71	34	25	13	44	7	2	6	.276	8	5	0	3	4
Whitehead, Ace	3.95	4-1	12	8	1	0/1	0	54.2	45	25	24	21	41	10	1	7	.223	5	2	1	1	2
Johnson, Lebaron	6.03	2-4	14	13	0	0/1	0	59.2	70	41	40	37	68	17	1	8	.295	12	3	1	1	2
-----																						
Boehm, Gage	2.36	4-2	21	0	0	0/2	7	42.0	29	12	11	11	44	4	0	1	.196	1	4	0	1	0
Fontenot, Grant	2.45	1-1	11	2	0	0/1	0	11.0	13	5	3	8	14	1	1	1	.295	0	4	0	1	1
O'Hara, Cade	2.81	1-0	10	0	0	0/1	1	16.0	13	5	5	5	10	3	0	1	.228	0	2	0	1	1
Duplantier II, Andre	3.03	1-0	24	0	0	0/1	3	32.2	22	13	11	15	36	5	0	4	.195	2	4	2	2	0
Lummus, Chase	3.05	2-0	12	2	0	0/0	0	20.2	16	9	7	14	19	4	1	1	.219	2	3	0	1	2
Tumis, Easton	4.94	3-1	19	1	0	0/2	0	27.1	23	16	15	14	26	4	0	2	.230	5	6	0	2	1
Hamilton, Hudson	5.40	0-0	11	0	0	0/0	0	16.2	22	12	10	7	14	6	0	5	.319	2	0	0	2	0
Witt, Tanner	5.79	0-1	5	2	0	0/0	0	9.1	7	7	6	8	6	0	0	4	.212	0	2	0	0	1
Tole, Heston	5.91	0-0	12	0	0	0/1	0	10.2	12	7	7	2	13	3	0	1	.286	1	1	0	2	0
Hurley, Charlie	6.14	5-0	15	7	0	0/2	0	36.2	37	25	25	24	28	6	0	2	.266	3	4	0	0	1
Shaw, David	7.94	1-1	17	0	0	0/1	0	17.0	19	19	15	12	23	2	0	6	.275	1	4	0	1	0
Harrison, Luke	9.58	1-0	12	1	0	0/0	0	10.1	15	12	11	12	9	2	0	1	.349	2	5	0	1	0
Selvig, Cole	9.72	0-2	7	1	0	0/0	0	8.1	16	9	9	1	6	2	0	4	.400	0	2	0	0	0
Howard, Cody	10.36	2-2	11	4	0	0/1	0	24.1	33	29	28	21	17	5	0	6	.347	5	5	0	2	3
Thomas, Jared	10.80	0-1	1	1	0	0/0	0	1.2	1	2	2	1	1	0	0	1	.167	0	2	0	0	0
Totals	4.94	32-20	52	52	1	5/5	11	463.0	464	282	254	226	419	81	6	61	.263	49	58	4	21	18
Opponents	7.07	20-32	52	52	0	1/1	7	448.1	524	384	352	208	474	117	8	103	.290	42	53	4	19	24

PB - Team (5), Schuessler 5, Opp (8). Pickoffs - Team (7), Schuessler 2, Johnson 2, Tumis 1, Witt 1, Harrison 1, Opp (5). SBA/ATT - Galvan (29-38), Schuessler (26-36), Johnson (18-25), Grubbs (6-10), Duplantier (7-10), Tole (5-5), Lummus (4-5), Howard (1-4), Hurley (1-4), Shaw (2-3), Powell (0-3), Whitehead (3-3), Hamilton (2-3), Boehm (2-2), Selvig (1-2), Tumis (1-1), Witt (1-1), O'Hara (0-1), Fontenot (1-1).



## 2024 Texas Baseball Conference statistics for Texas (as of May 12, 2024) (Big 12 games only Sorted by Batting avg)



Record: 17-10 Home: 7-5 Away: 10-5 Big 12: 17-10

Player	avg	gp-gs	ab	r	h	2b	3b	hr	rbi	tb	slg%	bb	hp	so	gdp	ob%	sf	sh	sb-att	po	a	e	fld%	
Belyeu, Max	.392	27-27	102	27	40	7	0	11	33	80	.784	12	6	20	1	.475	2	0	1-2	56	2	0	1.000	
Flores, Jalin	.318	27-27	110	24	35	10	0	6	20	63	.573	9	5	28	2	.389	2	0	0-1	41	61	7	.936	
Powell, Peyton	.300	27-27	110	21	33	3	0	4	19	48	.436	18	0	20	4	.395	1	1	1-2	20	50	3	.959	
Schuessler, Kimble	.295	23-21	78	16	23	5	1	5	17	45	.577	12	0	15	1	.385	1	3	0-0	31	4	0	1.000	
Thomas, Jared	.276	27-27	123	22	34	6	1	5	15	57	.463	10	2	33	0	.338	1	0	8-8	174	16	1	.995	
Galvan, Rylan	.261	27-26	92	21	24	9	0	5	22	48	.522	13	1	33	3	.358	0	3	3-4	171	18	2	.990	
Gasparino, Will	.255	27-27	106	19	27	5	0	8	20	56	.528	2	3	34	0	.286	1	1	2-3	68	0	2	.971	
Kennedy, Dee	.253	25-22	79	15	20	5	0	4	12	37	.468	8	1	25	1	.330	0	2	1-2	35	51	4	.956	
Brown, Porter	.235	22-20	68	17	16	1	1	3	10	28	.412	15	4	19	1	.402	0	0	7-7	41	1	1	.977	
Borba, Casey	.233	11-7	30	3	7	3	0	1	9	13	.433	3	1	9	1	.324	0	0	0-0	53	3	3	.949	
O'Dowd, Jack	.139	15-10	36	4	5	2	0	2	7	13	.361	0	1	9	0	.158	1	2	0-0	5	11	0	1.000	
-----																								
Farmer, Tommy	.111	5-2	9	1	1	0	0	0	0	1	.111	2	0	5	0	.273	0	0	0-0	1	2	0	1.000	
Duplantier, Jayden	.000	1-0	0	1	0	0	0	0	0	0	.000	0	0	0	0	.000	0	0	0-0	0	0	0	.000	
Whitehead, Ace	.000	1-0	0	1	0	0	0	0	0	0	.000	0	0	0	0	.000	0	0	0-0	1	4	0	1.000	
Totals	.281	27	943	192	265	56	3	54	184	489	.519	104	24	250	14	.364	9	12	23-29	711	245	28	.972	
Opponents	.277	27	929	157	257	43	5	41	145	433	.466	118	23	198	13	.369	10	6	37-49	706	235	25	.974	

LOB - Team (195), Opp (218). DPs turned - Team (18), Opp (17). CI - Team (0), Opp (1). IBB - Team (3), Schuessler 1, Brown 1, Belyeu 1, Opp (2). Picked off - Kennedy, Dee 1, Gasparino 1.

## (Big 12 games only Sorted by Earned run avg)

Player	era	w-l	app	gs	cg	sho	sv	ip	h	r	er	bb	so	2b	3b	hr	b/avg	wp	hp	bks	sfa	sha		
Boehm, Gage	1.42	3-1	13	0	0	0/0	6	31.2	14	5	5	10	31	3	0	0	.135	0	3	0	1	0		
Grubbs, Max	3.56	3-4	9	8	0	0/0	0	48.0	55	26	19	10	33	4	2	6	.286	5	4	0	2	3		
Whitehead, Ace	4.66	4-1	9	8	1	0/1	0	46.1	43	25	24	21	37	10	1	7	.243	5	1	1	1	0		
Johnson, Lebarron	8.58	1-3	9	9	0	0/0	0	35.2	50	35	34	26	35	11	1	8	.327	8	1	0	1	0		
-----																								
Fontenot, Grant	0.00	0-0	3	0	0	0/0	0	1.0	3	0	0	3	2	0	0	0	.500	0	1	0	0	0		
Duplantier II, Andre	3.18	1-0	12	0	0	0/0	2	17.0	12	8	6	7	17	1	0	3	.197	1	1	1	1	0		
Tumis, Easton	3.48	1-0	8	0	0	0/0	0	10.1	9	4	4	5	9	1	0	1	.243	4	3	0	1	0		
Lummus, Chase	3.86	1-0	7	0	0	0/0	0	7.0	5	4	3	7	7	1	1	0	.208	1	0	0	0	1		
O'Hara, Cade	3.97	1-0	6	0	0	0/1	1	11.1	11	5	5	4	5	3	0	1	.268	0	1	0	1	1		
Hamilton, Hudson	10.50	0-0	3	0	0	0/0	0	6.0	12	7	7	2	3	2	0	4	.414	1	0	0	0	0		
Shaw, David	12.00	1-0	6	0	0	0/0	0	6.0	8	9	8	5	7	1	0	3	.308	0	4	0	0	0		
Witt, Tanner	13.50	0-0	1	0	0	0/0	0	2.0	3	3	3	2	1	0	0	3	.375	0	0	0	0	0		
Selvig, Cole	13.50	0-0	1	0	0	0/0	0	0.2	1	1	1	0	0	0	0	1	.333	0	1	0	0	0		
Harrison, Luke	13.50	0-0	3	0	0	0/0	0	0.2	1	1	1	4	1	0	0	0	.333	1	0	0	0	0		
Howard, Cody	14.29	0-1	3	1	0	0/0	0	5.2	10	9	9	7	4	2	0	2	.400	2	1	0	0	1		
Hurley, Charlie	17.47	1-0	5	1	0	0/0	0	5.2	16	11	11	4	3	3	0	1	.516	0	1	0	0	0		
Tole, Heston	18.00	0-0	4	0	0	0/0	0	2.0	4	4	4	1	3	1	0	1	.444	0	1	0	2	0		
Totals	5.47	17-10	27	27	1	1/1	9	237.0	257	157	144	118	198	43	5	41	.277	28	23	2	10	6		
Opponents	6.77	10-17	27	27	0	1/1	3	235.1	265	192	177	104	250	56	3	54	.281	17	24	1	9	12		

PB - Team (4), Schuessler 4, Opp (2). Pickoffs - Team (1), Witt 1, Opp (2). SBA/ATT - Galvan (26-34), Johnson (13-17), Schuessler (11-13), Grubbs (5-8), Duplantier (6-7), Lummus (4-5), Whitehead (3-3), Shaw (2-2), Hamilton (1-2), Hurley (0-1), Fontenot (1-1), O'Hara (0-1), Boehm (1-1), Witt (1-1).





INFIELDER  
**JAYDEN  
DUPLANTIER 0**

CLASS **Sophomore**  
HOMETOWN **Humble, Texas**  
HIGH SCHOOL **Summer Creek**


BATS **RIGHT**      THROWS **RIGHT**      HEIGHT **6'1"**      WEIGHT **190**

CAREER STATISTICS

YEAR	AVG	GP	GS	AB	R	H	2B	3B	HR	RBI	SLG%	BB	HBP	SO	GDP	OB%	SF	SH	SB
2023	.256	34	10	43	12	11	3	0	0	7	.326	5	1	9	0	.347	0	1	0
2024	.111	10	2	9	4	1	0	0	0	3	.111	3	1	2	0	.333	2	0	0
<b>Total</b>	<b>.231</b>	<b>44</b>	<b>12</b>	<b>52</b>	<b>16</b>	<b>12</b>	<b>3</b>	<b>0</b>	<b>0</b>	<b>10</b>	<b>.288</b>	<b>8</b>	<b>2</b>	<b>11</b>	<b>0</b>	<b>.344</b>	<b>2</b>	<b>1</b>	<b>0</b>

CAREER HIGHS

Hits: 2, at Cal State Fullerton, Mar 05, 2023 ; North Dakota State, Mar 14, 2023  
 Doubles: 1, Texas Southern, Apr 25, 2023 ; vs Missouri, Feb 18, 2023 ; Manhattan, Mar 12, 2023  
 Total bases: 2, 5 times  
 RBI: 2, 4 times  
 Runs scored: 2, Texas Southern, Apr 25, 2023 ; San Jose State, May 12, 2023  
 Walks: 2, North Dakota State, Mar 14, 2023  
 Hit by pitch: 1, at Oklahoma State, Apr 02, 2023 ; San Diego, Feb 18, 2024  
 Struck out: 2, Texas A&M, Mar 05, 2024 ; New Orleans, Mar 17, 2023  
 Sac flies: 1, San Diego, Feb 17, 2024 ; San Diego, Feb 18, 2024  
 Sac bunts: 1, West Virginia, May 20, 2023  
 At bats: 4, North Dakota State, Mar 15, 2023  
 Caught stealing: 1, Cal Poly, Feb 23, 2024 ; Indiana, Feb 26, 2023  
 Field chances: 6, vs Vanderbilt, Feb 19, 2023  
 Putouts: 1, 7 times  
 Assists: 3, vs Vanderbilt, Feb 19, 2023



INFIELDER  
**JALIN  
FLORES 1**

CLASS **Sophomore**  
HOMETOWN **San Antonio, Texas**  
HIGH SCHOOL **Brandeis Creek**

BATS **RIGHT**      THROWS **RIGHT**      HEIGHT **6'2"**      WEIGHT **210**

CAREER STATISTICS

YEAR	AVG	GP	GS	AB	R	H	2B	3B	HR	RBI	SLG%	BB	HBP	SO	GDP	OB%	SF	SH	SB
2023	.175	45	29	103	19	18	2	0	4	23	.311	15	3	37	1	.293	2	0	0
2024	.344	52	52	209	48	72	19	0	17	48	.679	15	9	47	5	.405	4	0	2
<b>Total</b>	<b>.288</b>	<b>97</b>	<b>81</b>	<b>312</b>	<b>67</b>	<b>90</b>	<b>21</b>	<b>0</b>	<b>21</b>	<b>71</b>	<b>.558</b>	<b>30</b>	<b>12</b>	<b>84</b>	<b>6</b>	<b>.367</b>	<b>6</b>	<b>0</b>	<b>2</b>

CAREER HIGHS

Hits: 4, Abilene Christian, Apr 02, 2024 ; at Kansas State, Mar 29, 2024  
 Doubles: 2, at Oklahoma, Apr 28, 2024 ; vs Vanderbilt, Mar 03, 2024  
 Home runs: 2, Abilene Christian, Apr 02, 2024 ; St. John's, Feb 27, 2024  
 Total bases: 11, Abilene Christian, Apr 02, 2024  
 RBI: 6, St. John's, Feb 27, 2024  
 Runs scored: 5, at Kansas State, Mar 29, 2024  
 Walks: 2, San Jose State, May 13, 2023 ; vs Kansas State, May 25, 2023  
 Hit by pitch: 1, 11 times  
 Struck out: 3, at Houston, Apr 14, 2024 ; vs LSU, Mar 01, 2024  
 Sac flies: 1, 5 times  
 At bats: 7, at Texas Tech, Mar 08, 2024  
 Stolen bases: 1, Abilene Christian, Apr 02, 2024 ; St. John's, Feb 27, 2024  
 Caught stealing: 1, TCU, Apr 20, 2024  
 Field chances: 9, Sam Houston, Apr 30, 2024  
 Putouts: 4, Air Force, Mar 19, 2024  
 Assists: 7, Sam Houston, Apr 30, 2024



OUTFIELDER  
**PORTER  
BROWN 4**

CLASS **R-Senior**  
HOMETOWN **San Antonio, Texas**  
PREVIOUS **TCU**  
HIGH SCHOOL **Reagan**

BATS **LEFT**      THROWS **LEFT**      HEIGHT **5'11"**      WEIGHT **205**

CAREER STATISTICS

YEAR	AVG	GP	GS	AB	R	H	2B	3B	HR	RBI	SLG%	BB	HBP	SO	GDP	OB%	SF	SH	SB
2023	.323	64	64	235	46	76	14	1	12	59	.545	40	4	55	3	.426	3	1	11
2024	.223	47	43	157	31	35	7	1	8	24	.433	27	6	43	2	.358	0	0	11
<b>Total</b>	<b>.283</b>	<b>111</b>	<b>107</b>	<b>392</b>	<b>77</b>	<b>111</b>	<b>21</b>	<b>2</b>	<b>20</b>	<b>83</b>	<b>.500</b>	<b>67</b>	<b>10</b>	<b>98</b>	<b>5</b>	<b>.398</b>	<b>3</b>	<b>1</b>	<b>22</b>

CAREER HIGHS

Hits: 4, West Virginia, May 18, 2023  
 Doubles: 2, Manhattan, Mar 12, 2023 ; Texas Tech, Mar 25, 2023  
 Triples: 1, BYU, Apr 05, 2024 ; Kansas State, Apr 07, 2023  
 Home runs: 3, West Virginia, May 18, 2023  
 Total bases: 13, West Virginia, May 18, 2023  
 RBI: 8, West Virginia, May 18, 2023  
 Runs scored: 4, San Jose State, May 12, 2023  
 Walks: 3, Oklahoma State, May 04, 2024 ; San Jose State, May 12, 2023  
 Hit by pitch: 1, 10 times  
 Struck out: 3, at Oklahoma State, Apr 01, 2023 ; at Houston, Apr 12, 2024 ; Cal Poly, Feb 23, 2024  
 Sac flies: 1, Oklahoma, Apr 22, 2023 ; Indiana, Feb 25, 2023 ; Texas Tech, Mar 25, 2023  
 Sac bunts: 1, at Kansas, May 07, 2023  
 At bats: 6, at Baylor, Apr 14, 2023  
 Stolen bases: 2, Washington, Mar 15, 2024  
 Caught stealing: 1, 5 times  
 Field chances: 6, Sam Houston, Mar 07, 2023  
 Putouts: 5, Sam Houston, Mar 07, 2023  
 Assists: 1, 7 times

# HITTERS NOTES



CATCHER  
**RYLAN GALVAN 6**

CLASS **Sophomore**  
 HOMETOWN **Sinton, Texas**  
 HIGH SCHOOL **Sinton**


BATS **RIGHT**      THROWS **RIGHT**  
 HEIGHT **6'0"**      WEIGHT **205**

**CAREER HIGHS**

Hits: 5, at Kansas State, Mar 29, 2024  
 Doubles: 3, at Kansas State, Mar 29, 2024  
 Triples: 1, Air Force, Apr 04, 2023  
 Home runs: 1, 12 times  
 Total bases: 8, at Houston, Apr 14, 2024 ; Houston Christian, Feb 20, 2024 ; at Kansas State, Mar 29, 2024  
 RBI: 5, at Texas Tech, Mar 08, 2024 ; at Kansas State, Mar 29, 2024  
 Runs scored: 3, 5 times  
 Walks: 3, Abilene Christian, Apr 19, 2023 ; TCU, Apr 21, 2024  
 Hit by pitch: 1, 4 times  
 Struck out: 4, Baylor, Mar 22, 2024  
 Sac bunts: 1, 4 times  
 At bats: 6, at Kansas State, Mar 29, 2024  
 Stolen bases: 1, 4 times  
 Caught stealing: 1, at Oklahoma, Apr 26, 2024  
 Field chances: 19, Manhattan, Mar 11, 2023  
 Putouts: 19, Manhattan, Mar 11, 2023  
 Assists: 3, Oklahoma State, May 05, 2024  
 Runners CS: 1, 10 times

**CAREER STATISTICS**

YEAR	AVG	GP	GS	AB	R	H	2B	3B	HR	RBI	SLG%	BB	HBP	SO	GDP	OB%	SF	SH	SB
2023	.226	34	22	84	18	19	1	1	4	19	.405	16	1	37	0	.356	0	1	1
2024	.288	45	42	146	33	42	12	0	8	34	.534	19	3	53	3	.381	0	3	3
<b>Total</b>	<b>.265</b>	<b>79</b>	<b>64</b>	<b>230</b>	<b>51</b>	<b>61</b>	<b>13</b>	<b>1</b>	<b>12</b>	<b>53</b>	<b>.487</b>	<b>35</b>	<b>4</b>	<b>90</b>	<b>3</b>	<b>.372</b>	<b>0</b>	<b>4</b>	<b>4</b>



OUTFIELDER  
**WILL GASPARINO 8**

CLASS **Freshman**  
 HOMETOWN **Los Angeles, Calif.**  
 HIGH SCHOOL **Harvard-Westlake**


BATS **RIGHT**      THROWS **RIGHT**  
 HEIGHT **6'6"**      WEIGHT **210**

**CAREER HIGHS**

Hits: 5, at Texas Tech, Mar 08, 2024  
 Doubles: 2, at Houston, Apr 14, 2024 ; Houston Christian, Feb 20, 2024 ; at Texas Tech, Mar 08, 2024  
 Home runs: 1, 11 times  
 Total bases: 10, at Texas Tech, Mar 08, 2024  
 RBI: 4, 4 times  
 Runs scored: 4, at Texas Tech, Mar 08, 2024  
 Walks: 2, Washington, Mar 17, 2024  
 Hit by pitch: 1, BYU, Apr 06, 2024 ; at Oklahoma, Apr 28, 2024 ; at Kansas State, Mar 30, 2024  
 Struck out: 3, 10 times  
 Sac flies: 1, BYU, Apr 05, 2024 ; vs Vanderbilt, Mar 03, 2024  
 Sac bunts: 1, Sam Houston, Apr 30, 2024 ; Cal Poly, Feb 24, 2024 ; at Kansas State, Mar 29, 2024  
 At bats: 6, at Texas Tech, Mar 08, 2024  
 Stolen bases: 1, at Houston, Apr 14, 2024 ; at Texas Tech, Mar 09, 2024  
 Caught stealing: 1, TCU, Apr 21, 2024  
 Field chances: 6, at Oklahoma, Apr 28, 2024  
 Putouts: 6, at Oklahoma, Apr 28, 2024

**CAREER STATISTICS**

YEAR	AVG	GP	GS	AB	R	H	2B	3B	HR	RBI	SLG%	BB	HBP	SO	GDP	OB%	SF	SH	SB
2024	.249	51	50	181	35	45	11	0	12	41	.508	9	3	67	1	.292	2	3	2
<b>Total</b>	<b>.249</b>	<b>51</b>	<b>50</b>	<b>181</b>	<b>35</b>	<b>45</b>	<b>11</b>	<b>0</b>	<b>12</b>	<b>41</b>	<b>.508</b>	<b>9</b>	<b>3</b>	<b>67</b>	<b>1</b>	<b>.292</b>	<b>2</b>	<b>3</b>	<b>2</b>



INFIELDER/OUTFIELDER  
**JARED THOMAS 9**

CLASS **Sophomore**  
 HOMETOWN **Waxahachie, Texas**  
 HIGH SCHOOL **Waxahachie**

BATS **LEFT**      THROWS **LEFT**  
 HEIGHT **6'2"**      WEIGHT **190**

**CAREER HIGHS**

Hits: 4, 4 times  
 Doubles: 2, Kansas State, Apr 09, 2023 ; Air Force, Mar 19, 2024  
 Triples: 1, 6 times  
 Home runs: 2, at Texas State, Apr 09, 2024 ; Baylor, Mar 23, 2024  
 Total bases: 10, Baylor, Mar 23, 2024  
 RBI: 5, Sam Houston, Apr 30, 2024  
 Runs scored: 4, San Diego, Feb 18, 2024  
 Walks: 2, 8 times  
 Hit by pitch: 1, 8 times  
 Struck out: 4, at Texas Tech, Mar 09, 2024  
 Sac flies: 1, BYU, Apr 06, 2024 ; San Jose State, May 13, 2023  
 Sac bunts: 1, 7 times  
 At bats: 6, 4 times  
 Stolen bases: 2, San Diego, Feb 18, 2024  
 Caught stealing: 1, 6 times  
 Field chances: 16, West Virginia, May 18, 2023  
 Putouts: 15, San Diego, Feb 17, 2024 ; West Virginia, May 18, 2023  
 Assists: 3, 4 times

**CAREER STATISTICS**

YEAR	AVG	GP	GS	AB	R	H	2B	3B	HR	RBI	SLG%	BB	HBP	SO	GDP	OB%	SF	SH	SB
2023	.321	64	60	215	54	69	15	4	4	29	.484	27	1	38	1	.398	1	6	10
2024	.359	52	52	217	54	78	15	3	14	41	.650	25	7	54	0	.440	1	1	15
<b>Total</b>	<b>.340</b>	<b>116</b>	<b>112</b>	<b>432</b>	<b>108</b>	<b>147</b>	<b>30</b>	<b>7</b>	<b>18</b>	<b>70</b>	<b>.567</b>	<b>52</b>	<b>8</b>	<b>92</b>	<b>1</b>	<b>.419</b>	<b>2</b>	<b>7</b>	<b>25</b>

HITTERS NOTES



CATCHER  
**KIMBLE SCHUESSLER 10**

CLASS **R-Junior**  
HOMETOWN **Llano, Texas**  
PREVIOUS **Texas A&M**  
HIGH SCHOOL **Llano**

BATS **RIGHT**    THROWS **RIGHT**    HEIGHT **6'2"**    WEIGHT **210**

**CAREER HIGHS**

Hits: 4, Sam Houston, Apr 30, 2024  
Doubles: 3, Sam Houston, Apr 30, 2024  
Triples: 1, at UCF, May 11, 2024  
Home runs: 1, 9 times  
Total bases: 10, Sam Houston, Apr 30, 2024  
RBI: 3, at Houston, Apr 13, 2024 ; Oklahoma State, May 03, 2024  
Runs scored: 3, Sam Houston, Apr 30, 2024  
Walks: 2, 4 times  
Struck out: 2, 7 times  
Sac flies: 1, vs Texas State, Mar 02, 2024 ; Oklahoma State, May 03, 2024  
Sac bunts: 1, 6 times  
At bats: 5, 5 times  
Caught stealing: 1, at UTRGV, Apr 26, 2022  
Field chances: 14, Washington, Mar 15, 2024  
Putouts: 12, Abilene Christian, Apr 02, 2024 ; Texas A&M, Mar 05, 2024 ; Washington, Mar 15, 2024  
Assists: 6, Air Force, Mar 19, 2024  
Runners CS: 1, 10 times

**CAREER STATISTICS**

YEAR	AVG	GP	GS	AB	R	H	2B	3B	HR	RBI	SLG%	BB	HBP	SO	GDP	OB%	SF	SH	SB
2022	.350	17	4	20	3	7	0	0	1	4	.500	3	0	6	0	.435	0	1	0
2024	.342	45	38	149	37	51	11	1	8	27	.591	19	0	27	3	.412	2	5	0
<b>Total</b>	<b>.343</b>	<b>62</b>	<b>42</b>	<b>169</b>	<b>40</b>	<b>58</b>	<b>11</b>	<b>1</b>	<b>9</b>	<b>31</b>	<b>.580</b>	<b>22</b>	<b>0</b>	<b>33</b>	<b>3</b>	<b>.415</b>	<b>2</b>	<b>6</b>	<b>0</b>



INFIELDER  
**CADE O'HARA 14**

CLASS **Sophomore**  
HOMETOWN **Tustin, Calif.**  
HIGH SCHOOL **Mater Dei**


BATS **RIGHT**    THROWS **RIGHT**    HEIGHT **5'11"**    WEIGHT **180**

**CAREER HIGHS**

RBI: 1, Texas Southern, Apr 25, 2023 ; San Jose State, May 12, 2023  
Runs scored: 1, at Cal State Fullerton, Mar 05, 2023  
Walks: 1, San Jose State, May 12, 2023  
Struck out: 2, San Jose State, May 12, 2023  
Sac flies: 1, Texas Southern, Apr 25, 2023  
At bats: 2, San Jose State, May 12, 2023

**CAREER STATISTICS**

YEAR	AVG	GP	GS	AB	R	H	2B	3B	HR	RBI	SLG%	BB	HBP	SO	GDP	OB%	SF	SH	SB
2023	0	12	2	7	1	0	0	0	0	2	.000	1	0	4	0	.111	1	0	0
2024	0	13	0	3	0	0	0	0	0	0	.000	0	0	3	0	0	0	0	0
<b>Total</b>	<b>.000</b>	<b>25</b>	<b>2</b>	<b>10</b>	<b>1</b>	<b>0</b>	<b>0</b>	<b>0</b>	<b>0</b>	<b>2</b>	<b>000</b>	<b>1</b>	<b>0</b>	<b>7</b>	<b>0</b>	<b>.083</b>	<b>1</b>	<b>0</b>	<b>0</b>



UTILITY  
**PEYTON POWELL 15**

CLASS **R-Junior**  
HOMETOWN **Robinson, Texas**  
HIGH SCHOOL **Robinson**

BATS **LEFT**    THROWS **RIGHT**    HEIGHT **6'1"**    WEIGHT **190**


**CAREER HIGHS**

Hits: 4, at Houston, Apr 13, 2024 ; Cal Poly, Feb 25, 2024 ; at Texas Tech, Mar 08, 2024  
Doubles: 3, Texas Southern, Apr 25, 2023  
Triples: 1, San Diego, Feb 16, 2024 ; at Kansas, May 05, 2023  
Home runs: 2, Cal Poly, Feb 25, 2024 ; Texas Tech, Mar 26, 2023  
Total bases: 10, Cal Poly, Feb 25, 2024  
RBI: 4, San Diego, Feb 17, 2024 ; Texas Tech, Mar 26, 2023  
Runs scored: 4, San Jose State, May 13, 2023  
Walks: 3, 5 times  
Hit by pitch: 1, 4 times  
Struck out: 3, at Miami, Jun 03, 2023 ; at Kansas State, Mar 29, 2024  
Sac flies: 1, 4 times  
Sac bunts: 1, vs Vanderbilt, Mar 03, 2024 ; Oklahoma State, May 04, 2024  
At bats: 7, at Kansas State, Mar 29, 2024  
Stolen bases: 1, 5 times  
Caught stealing: 1, TCU, Apr 19, 2024 ; St. John's, Feb 27, 2024 ; Mercer, Mar 08, 2023  
Field chances: 9, New Orleans, Mar 19, 2023  
Putouts: 8, New Orleans, Mar 19, 2023  
Assists: 5, at Texas Tech, Mar 09, 2024 ; Runners CS: 2, Washington, Mar 17, 2024

**CAREER STATISTICS**

YEAR	AVG	GP	GS	AB	R	H	2B	3B	HR	RBI	SLG%	BB	HBP	SO	GDP	OB%	SF	SH	SB
2020	.364	6	3	11	5	4	3	0	1	2	.909	4	0	2	0	.533	0	0	1
2021	.273	9	2	11	4	3	0	0	1	2	.545	1	0	1	0	.333	0	0	0
2022	.250	6	1	8	0	2	0	0	0	0	.250	1	0	4	0	.333	0	0	0
2023	.339	63	57	230	52	78	16	1	10	46	.548	37	1	42	1	.431	1	0	2
2024	.329	52	52	207	38	68	10	1	9	41	.517	29	3	29	5	.413	3	2	2
<b>Total</b>	<b>.332</b>	<b>136</b>	<b>115</b>	<b>467</b>	<b>99</b>	<b>155</b>	<b>29</b>	<b>2</b>	<b>21</b>	<b>91</b>	<b>.537</b>	<b>72</b>	<b>4</b>	<b>78</b>	<b>6</b>	<b>.422</b>	<b>4</b>	<b>2</b>	<b>5</b>





INFIELDER

# SAM ARDOIN 19

CLASS Freshman  
HOMETOWN Moss Bluff, La.  
HIGH SCHOOL Sam Houston


BATS RIGHT THROWS RIGHT HEIGHT 6'1" WEIGHT 170

CAREER STATISTICS

YEAR	AVG	GP	GS	AB	R	H	2B	3B	HR	RBI	SLG%	BB	HBP	SO	GDP	OB%	SF	SH	SB
2024	0	4	0	2	1	0	0	0	0	2	.000	2	0	1	0	.500	0	0	0
<b>Total</b>	<b>.000</b>	<b>4</b>	<b>0</b>	<b>2</b>	<b>1</b>	<b>0</b>	<b>0</b>	<b>0</b>	<b>0</b>	<b>2</b>	<b>000</b>	<b>2</b>	<b>0</b>	<b>1</b>	<b>0</b>	<b>.500</b>	<b>0</b>	<b>0</b>	<b>0</b>

CAREER HIGHS

RBI: 1, UTRGV, Apr 16, 2024 ; Houston Christian, Feb 20, 2024  
Runs scored: 1, UTRGV, Apr 16, 2024  
Walks: 1, UTRGV, Apr 16, 2024 ; Houston Christian, Feb 20, 2024  
Struck out: 1, UTRGV, Apr 16, 2024  
At bats: 2, UTRGV, Apr 16, 2024  
Field chances: 2, UTRGV, Apr 16, 2024  
Putouts: 1, Houston Christian, Feb 20, 2024  
Assists: 2, UTRGV, Apr 16, 2024



INFIELDER

# JACK O'DOWD 27

CLASS Senior  
HOMETOWN Nashville, Tenn.  
PREVIOUS Vanderbilt  
HIGH SCHOOL Lipscomb Academy

BATS LEFT THROWS RIGHT HEIGHT 6'2" WEIGHT 195

CAREER STATISTICS

YEAR	AVG	GP	GS	AB	R	H	2B	3B	HR	RBI	SLG%	BB	HBP	SO	GDP	OB%	SF	SH	SB
2022	.231	21	7	39	8	9	0	0	1	5	.308	6	1	6	2	.348	0	1	0
2023	.284	64	63	222	34	63	13	2	6	37	.441	23	2	43	6	.353	2	5	1
2024	.194	37	27	98	10	19	6	0	4	17	.378	4	2	23	0	.234	3	3	0
<b>Total</b>	<b>.253</b>	<b>122</b>	<b>97</b>	<b>359</b>	<b>52</b>	<b>91</b>	<b>19</b>	<b>2</b>	<b>11</b>	<b>59</b>	<b>.409</b>	<b>33</b>	<b>5</b>	<b>72</b>	<b>8</b>	<b>.321</b>	<b>5</b>	<b>9</b>	<b>1</b>

CAREER HIGHS

Hits: 4, UIW, Mar 21, 2023 ; vs Kansas, May 24, 2023  
Doubles: 2, Oklahoma, Apr 22, 2023  
Triples: 1, A&M-Corpus Christi, Feb 21, 2023 ; at Cal State Fullerton, Mar 04, 2023  
Home runs: 2, vs Kansas, May 24, 2023  
Total bases: 10, vs Kansas, May 24, 2023  
RBI: 4, Stephen F. Austin, Apr 12, 2022  
Runs scored: 3, UIW, Mar 21, 2023  
Walks: 2, 4 times  
Hit by pitch: 1, 5 times  
Struck out: 2, 12 times  
Sac flies: 1, 5 times  
Sac bunts: 1, 8 times  
At bats: 5, 9 times  
Stolen bases: 1, San Jose State, May 12, 2023  
Caught stealing: 1, Cal Poly, Feb 24, 2024  
Field chances: 15, Cal Poly, Feb 23, 2024  
Putouts: 14, Cal Poly, Feb 23, 2024  
Assists: 6, at Cal State Fullerton, Mar 03, 2023



UTILITY

# CAM CONSTANTINE 29

CLASS R-Junior  
HOMETOWN McKinney, Texas  
HIGH SCHOOL McKinney North

BATS RIGHT THROWS RIGHT HEIGHT 6'0" WEIGHT 210

CAREER STATISTICS

YEAR	AVG	GP	GS	AB	R	H	2B	3B	HR	RBI	SLG%	BB	HBP	SO	GDP	OB%	SF	SH	SB
2021	0	1	0	1	0	0	0	0	0	0	.000	0	0	1	0	0	0	0	0
2022	0	10	1	7	0	0	0	0	0	1	.000	0	1	4	0	.111	1	0	0
2023	.200	17	4	20	4	4	1	0	1	2	.400	5	0	8	0	.346	1	0	1
2024	0	2	0	2	1	0	0	0	0	0	.000	0	0	1	0	0	0	0	0
<b>Total</b>	<b>.133</b>	<b>30</b>	<b>5</b>	<b>30</b>	<b>5</b>	<b>4</b>	<b>1</b>	<b>0</b>	<b>1</b>	<b>3</b>	<b>.267</b>	<b>5</b>	<b>1</b>	<b>14</b>	<b>0</b>	<b>.263</b>	<b>2</b>	<b>0</b>	<b>1</b>

CAREER HIGHS

Hits: 2, San Jose State, May 12, 2023  
Doubles: 1, San Jose State, May 12, 2023  
Home runs: 1, San Jose State, May 12, 2023  
Total bases: 6, San Jose State, May 12, 2023  
RBI: 1, Manhattan, Mar 11, 2023 ; Central Arkansas, Mar 22, 2022 ; San Jose State, May 12, 2023  
Runs scored: 1, 5 times  
Walks: 1, 5 times  
Hit by pitch: 1, at Citadel, Mar 16, 2022  
Struck out: 1, 14 times  
Sac flies: 1, Manhattan, Mar 11, 2023 ; Central Arkansas, Mar 22, 2022  
At bats: 3, Air Force, Apr 04, 2023 ; New Orleans, Mar 19, 2023  
Stolen bases: 1, Manhattan, Mar 12, 2023  
Field chances: 8, Air Force, Apr 04, 2023  
Putouts: 8, Air Force, Apr 04, 2023  
Assists: 1, Houston Christian, Feb 20, 2024 ; Sam Houston, Mar 07, 2023



INFIELDER

# DEE KENNEDY 30

CLASS Freshman  
HOMETOWN Fort Worth, Texas  
HIGH SCHOOL Prestonwood Christian


BATS RIGHT THROWS RIGHT HEIGHT 5'11" WEIGHT 185

CAREER STATISTICS

YEAR	AVG	GP	GS	AB	R	H	2B	3B	HR	RBI	SLG%	BB	HBP	SO	GDP	OB%	SF	SH	SB
2024	.218	45	36	124	26	27	5	1	4	14	.371	19	2	39	2	.331	0	2	2
<b>Total</b>	<b>.218</b>	<b>45</b>	<b>36</b>	<b>124</b>	<b>26</b>	<b>27</b>	<b>5</b>	<b>1</b>	<b>4</b>	<b>14</b>	<b>.371</b>	<b>19</b>	<b>2</b>	<b>39</b>	<b>2</b>	<b>.331</b>	<b>0</b>	<b>2</b>	<b>2</b>

CAREER HIGHS

- Hits: 3, BYU, Apr 04, 2024 ; at Kansas State, Mar 29, 2024
- Doubles: 1, 5 times
- Triples: 1, Houston Christian, Feb 20, 2024
- Home runs: 2, at Houston, Apr 13, 2024
- Total bases: 8, at Houston, Apr 13, 2024
- RBI: 3, BYU, Apr 04, 2024 ; at Kansas State, Mar 29, 2024
- Runs scored: 2, 5 times
- Walks: 3, at Houston, Apr 14, 2024
- Hit by pitch: 1, at Texas State, Apr 09, 2024 ; at Kansas State, Mar 30, 2024
- Struck out: 2, 11 times
- Sac bunts: 1, at Oklahoma, Apr 28, 2024 ; Baylor, Mar 24, 2024
- At bats: 6, at Kansas State, Mar 29, 2024
- Stolen bases: 1, at Texas State, Apr 09, 2024 ; at Oklahoma, Apr 28, 2024
- Caught stealing: 1, Oklahoma State, May 04, 2024
- Field chances: 9, TCU, Apr 19, 2024
- Putouts: 5, TCU, Apr 19, 2024
- Assists: 6, at Oklahoma, Apr 26, 2024 ; at Kansas State, Mar 29, 2024



INFIELDER

# CASEY BORBA 31

CLASS Freshman  
HOMETOWN Santa Ana, Calif.  
HIGH SCHOOL Orange Lutheran


BATS RIGHT THROWS RIGHT HEIGHT 6'1" WEIGHT 210

CAREER STATISTICS

YEAR	AVG	GP	GS	AB	R	H	2B	3B	HR	RBI	SLG%	BB	HBP	SO	GDP	OB%	SF	SH	SB
2024	.239	29	17	71	9	17	7	0	2	14	.423	7	5	22	2	.349	0	3	0
<b>Total</b>	<b>.239</b>	<b>29</b>	<b>17</b>	<b>71</b>	<b>9</b>	<b>17</b>	<b>7</b>	<b>0</b>	<b>2</b>	<b>14</b>	<b>.423</b>	<b>7</b>	<b>5</b>	<b>22</b>	<b>2</b>	<b>.349</b>	<b>0</b>	<b>3</b>	<b>0</b>

CAREER HIGHS

- Hits: 3, TCU, Apr 20, 2024
- Doubles: 1, 7 times
- Home runs: 1, at Oklahoma, Apr 28, 2024 ; Houston Christian, Feb 20, 2024
- Total bases: 4, TCU, Apr 20, 2024 ; at Oklahoma, Apr 28, 2024 ; Houston Christian, Feb 20, 2024
- RBI: 3, TCU, Apr 20, 2024
- Runs scored: 2, UTRGV, Apr 16, 2024
- Walks: 1, 7 times
- Hit by pitch: 2, UTRGV, Apr 16, 2024
- Struck out: 2, 7 times
- Sac bunts: 1, Sam Houston, Apr 30, 2024 ; vs Vanderbilt, Mar 03, 2024 ; Texas A&M, Mar 05, 2024
- At bats: 5, UT Arlington, Apr 23, 2024 ; at Oklahoma, Apr 28, 2024 ; St. John's, Feb 27, 2024
- Field chances: 11, TCU, Apr 20, 2024
- Putouts: 10, TCU, Apr 20, 2024
- Assists: 1, 5 times



CATCHER

# NIK SANDERS 37

CLASS Freshman  
HOMETOWN Waco, Texas  
HIGH SCHOOL University


BATS RIGHT THROWS RIGHT HEIGHT 6'2" WEIGHT 215

CAREER STATISTICS

YEAR	AVG	GP	GS	AB	R	H	2B	3B	HR	RBI	SLG%	BB	HBP	SO	GDP	OB%	SF	SH	SB
2024	.056	9	4	18	2	1	0	0	0	1	.056	1	0	8	0	.105	0	0	0
<b>Total</b>	<b>.056</b>	<b>9</b>	<b>4</b>	<b>18</b>	<b>2</b>	<b>1</b>	<b>0</b>	<b>0</b>	<b>0</b>	<b>1</b>	<b>.056</b>	<b>1</b>	<b>0</b>	<b>8</b>	<b>0</b>	<b>.105</b>	<b>0</b>	<b>0</b>	<b>0</b>

CAREER HIGHS

- Hits: 1, San Diego, Feb 16, 2024
- Total bases: 1, San Diego, Feb 16, 2024
- RBI: 1, San Diego, Feb 16, 2024
- Runs scored: 2, UTRGV, Apr 16, 2024
- Walks: 1, UTRGV, Apr 16, 2024
- Struck out: 3, San Diego, Feb 17, 2024
- At bats: 3, 4 times



CATCHER/OUTFIELDER

# OLIVER SERVICE 42

CLASS **Freshman**  
 HOMETOWN **Detroit, Mich.**  
 HIGH SCHOOL **University Liggett**


BATS **RIGHT**      THROWS **RIGHT**      HEIGHT **6'0"**      WEIGHT **195**

CAREER STATISTICS

YEAR	AVG	GP	GS	AB	R	H	2B	3B	HR	RBI	SLG%	BB	HBP	SO	GDP	OB%	SF	SH	SB
2024	.750	2	0	4	2	3	1	0	0	3	1.000	0	0	1	0	.750	0	0	0
<b>Total</b>	<b>.750</b>	<b>2</b>	<b>0</b>	<b>4</b>	<b>2</b>	<b>3</b>	<b>1</b>	<b>0</b>	<b>0</b>	<b>3</b>	<b>1.000</b>	<b>0</b>	<b>0</b>	<b>1</b>	<b>0</b>	<b>.750</b>	<b>0</b>	<b>0</b>	<b>0</b>

CAREER HIGHS

- Hits: 2, UTRGV, Apr 16, 2024
- Doubles: 1, UTRGV, Apr 16, 2024
- Total bases: 3, UTRGV, Apr 16, 2024
- RBI: 3, UTRGV, Apr 16, 2024
- Runs scored: 1, UTRGV, Apr 16, 2024 ; Houston Christian, Feb 20, 2024
- Struck out: 1, UTRGV, Apr 16, 2024
- At bats: 3, UTRGV, Apr 16, 2024
- Field chances: 3, UTRGV, Apr 16, 2024
- Putouts: 2, UTRGV, Apr 16, 2024
- Assists: 1, UTRGV, Apr 16, 2024



OUTFIELDER

# TOMMY FARMER IV 43

CLASS **Freshman**  
 HOMETOWN **Santa Monica, Calif.**  
 HIGH SCHOOL **Oaks Christian**

BATS **RIGHT**      THROWS **RIGHT**      HEIGHT **6'3"**      WEIGHT **205**

CAREER STATISTICS

YEAR	AVG	GP	GS	AB	R	H	2B	3B	HR	RBI	SLG%	BB	HBP	SO	GDP	OB%	SF	SH	SB
2024	.211	15	3	19	4	4	0	0	0	3	.211	4	2	9	0	.400	0	0	0
<b>Total</b>	<b>.211</b>	<b>15</b>	<b>3</b>	<b>19</b>	<b>4</b>	<b>4</b>	<b>0</b>	<b>0</b>	<b>0</b>	<b>3</b>	<b>.211</b>	<b>4</b>	<b>2</b>	<b>9</b>	<b>0</b>	<b>.400</b>	<b>0</b>	<b>0</b>	<b>0</b>

CAREER HIGHS

- Hits: 1, 4 times
- Total bases: 1, 4 times
- RBI: 2, UTRGV, Apr 16, 2024
- Runs scored: 1, 4 times
- Walks: 2, at Houston, Apr 13, 2024
- Hit by pitch: 1, UTRGV, Apr 16, 2024 ; Houston Christian, Feb 20, 2024
- Struck out: 2, BYU, Apr 05, 2024 ; San Diego, Feb 17, 2024
- At bats: 3, BYU, Apr 05, 2024 ; San Diego, Feb 17, 2024
- Field chances: 3, at Houston, Apr 13, 2024 ; Air Force, Mar 19, 2024
- Putouts: 3, Air Force, Mar 19, 2024
- Assists: 2, at Houston, Apr 13, 2024



OUTFIELDER

# MAX BELYEU 44

CLASS **Sophomore**  
 HOMETOWN **Aledo, Texas**  
 HIGH SCHOOL **Aledo**

BATS **LEFT**      THROWS **RIGHT**      HEIGHT **6'2"**      WEIGHT **205**

CAREER STATISTICS

YEAR	AVG	GP	GS	AB	R	H	2B	3B	HR	RBI	SLG%	BB	HBP	SO	GDP	OB%	SF	SH	SB
2023	.300	15	4	20	3	6	1	0	0	2	.350	1	0	8	1	.333	0	0	0
2024	.343	51	48	175	46	60	13	1	17	47	.720	25	9	39	2	.445	2	1	3
<b>Total</b>	<b>.338</b>	<b>66</b>	<b>52</b>	<b>195</b>	<b>49</b>	<b>66</b>	<b>14</b>	<b>1</b>	<b>17</b>	<b>49</b>	<b>.682</b>	<b>26</b>	<b>9</b>	<b>47</b>	<b>3</b>	<b>.435</b>	<b>2</b>	<b>1</b>	<b>3</b>

CAREER HIGHS

- Hits: 4, at Oklahoma, Apr 28, 2024 ; at Texas Tech, Mar 10, 2024 ; at Kansas State, Mar 29, 2024
- Doubles: 2, at Texas Tech, Mar 10, 2024
- Triples: 1, vs Texas State, Mar 02, 2024
- Home runs: 3, Baylor, Mar 24, 2024
- Total bases: 12, Baylor, Mar 24, 2024
- RBI: 6, Baylor, Mar 24, 2024
- Runs scored: 3, 5 times
- Walks: 2, BYU, Apr 05, 2024 ; vs Vanderbilt, Mar 03, 2024
- Hit by pitch: 2, TCU, Apr 20, 2024
- Struck out: 3, at Houston, Apr 13, 2024
- Sac flies: 1, at Houston, Apr 13, 2024
- Sac bunts: 1, Washington, Mar 15, 2024
- At bats: 6, at Kansas State, Mar 29, 2024
- Stolen bases: 1, at Texas State, Apr 09, 2024 ; Sam Houston, Apr 30, 2024 ; Oklahoma State, May 04, 2024
- Caught stealing: 1, at Texas Tech, Mar 10, 2024
- Field chances: 7, TCU, Apr 21, 2024
- Putouts: 7, TCU, Apr 21, 2024
- Assists: 1, 5 times





OUTFIELDER

# SETH WERCHAN 51

CLASS **R-Junior**  
 HOMETOWN **Austin, Texas**  
 PREVIOUS **Penn**  
 HIGH SCHOOL **Bowie**


BATS **LEFT**      THROWS **LEFT**      HEIGHT **6'3"**      WEIGHT **205**

**CAREER HIGHS**

- RBI: 1, Houston Christian, Feb 20, 2024
- Runs scored: 1, Sam Houston, Apr 30, 2024 ; Houston Christian, Feb 20, 2024
- Struck out: 1, San Diego, Feb 16, 2024 ; Houston Christian, Feb 20, 2024
- Sac bunts: 1, Cal Poly, Feb 24, 2024
- At bats: 2, Houston Christian, Feb 20, 2024
- Field chances: 1, Cal Poly, Feb 24, 2024
- Putouts: 1, Cal Poly, Feb 24, 2024

**CAREER STATISTICS**

YEAR	AVG	GP	GS	AB	R	H	2B	3B	HR	RBI	SLG%	BB	HBP	SO	GDP	OB%	SF	SH	SB
2024	0	6	1	4	2	0	0	0	0	1	.000	0	0	2	0	0	0	1	0
<b>Total</b>	<b>.000</b>	<b>6</b>	<b>1</b>	<b>4</b>	<b>2</b>	<b>0</b>	<b>0</b>	<b>0</b>	<b>0</b>	<b>1</b>	<b>000</b>	<b>0</b>	<b>0</b>	<b>2</b>	<b>0</b>	<b>.000</b>	<b>0</b>	<b>1</b>	<b>0</b>



OUTFIELDER

# CASEY CUMMINGS 55

CLASS **Junior**  
 HOMETOWN **Danville, Calif.**  
 PREVIOUS **San Diego/Chabot**  
 HIGH SCHOOL **San Ramon Valley**


BATS **RIGHT**      THROWS **RIGHT**      HEIGHT **6'0"**      WEIGHT **190**

**CAREER HIGHS**

- Hits: 1, San Diego, Feb 17, 2024
- Total bases: 1, San Diego, Feb 17, 2024
- Hit by pitch: 1, Houston Christian, Feb 20, 2024
- Struck out: 1, 4 times
- At bats: 3, UTRGV, Apr 16, 2024
- Field chances: 3, Sam Houston, Apr 30, 2024
- Putouts: 3, Sam Houston, Apr 30, 2024

**CAREER STATISTICS**

YEAR	AVG	GP	GS	AB	R	H	2B	3B	HR	RBI	SLG%	BB	HBP	SO	GDP	OB%	SF	SH	SB
2024	.111	6	1	9	0	1	0	0	0	0	.111	0	1	4	0	.200	0	0	0
<b>Total</b>	<b>.111</b>	<b>6</b>	<b>1</b>	<b>9</b>	<b>0</b>	<b>1</b>	<b>0</b>	<b>0</b>	<b>0</b>	<b>0</b>	<b>.111</b>	<b>0</b>	<b>1</b>	<b>4</b>	<b>0</b>	<b>.200</b>	<b>0</b>	<b>0</b>	<b>0</b>



RIGHT-HANDED PITCHER

**TANNER WITT 11**

CLASS **R-Junior**  
HOMETOWN **Houston, Texas**  
HIGH SCHOOL **Episcopal**

**CAREER HIGHS**

Innings pitched: 6.0, Alabama, Feb 27, 2022  
Walks allowed: 3, San Diego, Feb 18, 2024 ; vs Mississippi State, Jun 25, 2021 ; at Kansas, May 07, 2023  
Strikeouts: 9, Alabama, Feb 27, 2022  
Batters faced: 23, Alabama, Feb 27, 2022  
Field chances: 2, at Texas Tech, Mar 10, 2024 ; West Virginia, May 20, 2021  
Putouts: 2, West Virginia, May 20, 2021  
Assists: 1, 6 times

**CAREER STATISTICS**

YEAR	ERA	W	L	APP	GS	CG	SHO	SV	IP	H	R	ER	BB	SO	2B	3B	HR	BF	BAVG	WP	HBP	BK	SFA	SHA
2021	3.16	5	0	28	0	0	0	5	57.0	40	22	20	25	73	8	2	4	237	.194	4	4	0	1	1
2022	1.64	2	0	2	2	0	0	0	11.0	9	2	2	3	14	1	0	2	45	.220	0	0	0	0	1
2023	10.97	2	1	6	6	0	0	0	10.2	11	13	13	8	8	2	0	3	55	.256	1	4	0	0	0
2024	5.79	0	1	5	2	0	0	0	9.1	7	7	6	8	6	0	0	4	44	.212	0	2	0	0	1
<b>Total</b>	<b>4.19</b>	<b>9</b>	<b>2</b>	<b>41</b>	<b>10</b>	<b>0</b>	<b>0</b>	<b>5</b>	<b>88.0</b>	<b>67</b>	<b>44</b>	<b>41</b>	<b>44</b>	<b>101</b>	<b>11</b>	<b>2</b>	<b>13</b>	<b>381</b>	<b>.207</b>	<b>5</b>	<b>10</b>	<b>0</b>	<b>1</b>	<b>3</b>



RIGHT-HANDED PITCHER

**CADE O'HARA 14**

CLASS **Sophomore**  
HOMETOWN **Tustin, Calif.**  
HIGH SCHOOL **Mater Dei**

**CAREER HIGHS**

Innings pitched: 3.0, TCU, Apr 20, 2024  
Walks allowed: 2, at Oklahoma, Apr 28, 2024  
Strikeouts: 2, Abilene Christian, Apr 02, 2024 ; at Oklahoma, Apr 28, 2024  
Batters faced: 12, at Oklahoma, Apr 28, 2024  
Field chances: 5, vs Vanderbilt, Feb 19, 2023  
Putouts: 2, vs Vanderbilt, Feb 19, 2023  
Assists: 3, San Jose State, May 12, 2023  
Runners CS: 1, at UCF, May 11, 2024

**CAREER STATISTICS**

YEAR	ERA	W	L	APP	GS	CG	SHO	SV	IP	H	R	ER	BB	SO	2B	3B	HR	BF	BAVG	WP	HBP	BK	SFA	SHA
2024	2.81	1	0	10	0	0	0	1	16.0	13	5	5	5	10	3	0	1	66	.228	0	2	0	1	1
<b>Total</b>	<b>2.81</b>	<b>1</b>	<b>0</b>	<b>10</b>	<b>0</b>	<b>0</b>	<b>0</b>	<b>1</b>	<b>16.0</b>	<b>13</b>	<b>5</b>	<b>5</b>	<b>5</b>	<b>10</b>	<b>3</b>	<b>0</b>	<b>1</b>	<b>66</b>	<b>.228</b>	<b>0</b>	<b>2</b>	<b>0</b>	<b>1</b>	<b>1</b>



RIGHT-HANDED PITCHER

**EASTON TUMIS 17**

CLASS **Freshman**  
HOMETOWN **Friendswood, Texas**  
HIGH SCHOOL **Friendswood**

**CAREER HIGHS**

Innings pitched: 3.1, Texas State, Apr 10, 2024  
Walks allowed: 3, Texas State, Apr 10, 2024  
Strikeouts: 4, Houston Christian, Feb 20, 2024  
Batters faced: 15, Texas State, Apr 10, 2024  
Field chances: 2, Abilene Christian, Apr 02, 2024  
Assists: 2, Abilene Christian, Apr 02, 2024

**CAREER STATISTICS**

YEAR	ERA	W	L	APP	GS	CG	SHO	SV	IP	H	R	ER	BB	SO	2B	3B	HR	BF	BAVG	WP	HBP	BK	SFA	SHA
2024	4.94	3	1	19	1	0	0	0	27.1	23	16	15	14	26	4	0	2	123	.230	5	6	0	2	1
<b>Total</b>	<b>4.94</b>	<b>3</b>	<b>1</b>	<b>19</b>	<b>1</b>	<b>0</b>	<b>0</b>	<b>0</b>	<b>27.1</b>	<b>23</b>	<b>16</b>	<b>15</b>	<b>14</b>	<b>26</b>	<b>4</b>	<b>0</b>	<b>2</b>	<b>123</b>	<b>.230</b>	<b>5</b>	<b>6</b>	<b>0</b>	<b>2</b>	<b>1</b>



LEFT-HANDED PITCHER

**CHASE LUMMUS 24**

CLASS **R-Junior**  
HOMETOWN **Godley, Texas**  
HIGH SCHOOL **Godley**

**CAREER HIGHS**

Innings pitched: 5.0, at Texas State, Apr 09, 2024 ; Oklahoma, Apr 22, 2023  
Walks allowed: 2, 5 times  
Strikeouts: 5, Oklahoma, Apr 22, 2023  
Batters faced: 20, Oklahoma, Apr 22, 2023  
Field chances: 2, Oklahoma, Apr 22, 2023 ; Air Force, Mar 19, 2024  
Putouts: 1, Air Force, Mar 19, 2024  
Assists: 2, Oklahoma, Apr 22, 2023  
Runners CS: 1, at Oklahoma, Apr 28, 2024

**CAREER STATISTICS**

YEAR	ERA	W	L	APP	GS	CG	SHO	SV	IP	H	R	ER	BB	SO	2B	3B	HR	BF	BAVG	WP	HBP	BK	SFA	SHA
2023	5.17	1	1	11	0	0	0	0	15.2	14	9	9	4	12	1	1	3	67	.237	1	2	0	0	2
2024	3.05	2	0	12	2	0	0	0	20.2	16	9	7	14	19	4	1	1	93	.219	2	3	0	1	2
<b>Total</b>	<b>3.96</b>	<b>3</b>	<b>1</b>	<b>23</b>	<b>2</b>	<b>0</b>	<b>0</b>	<b>0</b>	<b>36.1</b>	<b>30</b>	<b>18</b>	<b>16</b>	<b>18</b>	<b>31</b>	<b>5</b>	<b>2</b>	<b>4</b>	<b>160</b>	<b>.227</b>	<b>3</b>	<b>5</b>	<b>0</b>	<b>1</b>	<b>4</b>



LEFT-HANDED PITCHER

# ACE WHITEHEAD 28


CLASS Junior  
HOMETOWN Lampasas, Texas  
HIGH SCHOOL Lampasas

**CAREER HIGHS**

Innings pitched: 9.0, Baylor, Mar 23, 2024  
Walks allowed: 5, Oklahoma State, May 04, 2024  
Strikeouts: 7, at Texas Tech, Mar 08, 2024  
Batters faced: 33, Baylor, Mar 23, 2024  
Field chances: 3, Manhattan, Mar 12, 2023  
Putouts: 3, Manhattan, Mar 12, 2023  
Assists: 2, Washington, Mar 16, 2024

**CAREER STATISTICS**

YEAR	ERA	W	L	APP	GS	CG	SHO	SV	IP	H	R	ER	BB	SO	2B	3B	HR	BF	BAVG	WP	HBP	BK	SFA	SHA
2022	13.50	0	0	1	0	0	0	0	0.2	3	1	1	0	0	1	1	0	5	.600	0	0	0	0	0
2023	4.26	3	0	15	4	0	0	1	25.1	31	15	12	10	24	5	1	0	116	.301	1	1	0	1	1
2024	3.95	4	1	12	8	1	0	0	54.2	45	25	24	21	41	10	1	7	228	.223	5	2	1	1	2
<b>Total</b>	<b>4.08</b>	<b>8</b>	<b>1</b>	<b>29</b>	<b>12</b>	<b>1</b>	<b>0</b>	<b>1</b>	<b>81.2</b>	<b>79</b>	<b>41</b>	<b>37</b>	<b>33</b>	<b>65</b>	<b>16</b>	<b>3</b>	<b>7</b>	<b>354</b>	<b>.253</b>	<b>6</b>	<b>3</b>	<b>1</b>	<b>2</b>	<b>4</b>



RIGHT-HANDED PITCHER

# CHARLIE HURLEY 32

CLASS Senior  
HOMETOWN Sacramento, Calif.  
PREVIOUS USC  
HIGH SCHOOL Servite

**CAREER HIGHS**

Innings pitched: 6.0, Cal Poly, Feb 24, 2024  
Walks allowed: 4, Kansas State, Apr 09, 2023 ; Sam Houston, Apr 30, 2024 ; San Diego, Feb 17, 2024  
Strikeouts: 6, Indiana, Feb 26, 2023  
Batters faced: 25, Cal Poly, Feb 24, 2024  
Field chances: 3, Cal Poly, Feb 24, 2024  
Putouts: 2, A&M-Corpus Christi, Feb 21, 2023  
Assists: 2, Kansas State, Apr 09, 2023 ; Cal Poly, Feb 24, 2024 ; UT Arlington, May 09, 2023  
Runners CS: 2, Texas Southern, Apr 25, 2023

**CAREER STATISTICS**

YEAR	ERA	W	L	APP	GS	CG	SHO	SV	IP	H	R	ER	BB	SO	2B	3B	HR	BF	BAVG	WP	HBP	BK	SFA	SHA
2023	4.42	5	0	22	5	0	0	3	55.0	48	27	27	27	45	7	0	5	238	.240	7	8	0	3	0
2024	6.14	5	0	15	7	0	0	0	36.2	37	25	25	24	28	6	0	2	168	.266	3	4	0	0	1
<b>Total</b>	<b>5.11</b>	<b>10</b>	<b>0</b>	<b>37</b>	<b>12</b>	<b>0</b>	<b>0</b>	<b>3</b>	<b>91.2</b>	<b>85</b>	<b>52</b>	<b>52</b>	<b>51</b>	<b>73</b>	<b>13</b>	<b>0</b>	<b>7</b>	<b>406</b>	<b>.251</b>	<b>10</b>	<b>12</b>	<b>0</b>	<b>3</b>	<b>1</b>



LEFT-HANDED PITCHER

# DAVID SHAW 36


CLASS Junior  
HOMETOWN Houston, Texas  
PREVIOUS Rice  
HIGH SCHOOL Kinkaid

**CAREER HIGHS**

Innings pitched: 3.0, New Orleans, Mar 19, 2023  
Walks allowed: 2, 6 times  
Strikeouts: 3, 6 times  
Batters faced: 11, Manhattan, Mar 11, 2023 ; Texas Tech, Mar 25, 2023  
Field chances: 2, Oklahoma, Apr 22, 2023  
Putouts: 1, 4 times  
Assists: 1, Oklahoma, Apr 21, 2023 ; Oklahoma, Apr 22, 2023 ; San Jose State, May 12, 2023  
Runners CS: 1, at Oklahoma State, Apr 02, 2023 ; vs Texas State, Mar 02, 2024

**CAREER STATISTICS**

YEAR	ERA	W	L	APP	GS	CG	SHO	SV	IP	H	R	ER	BB	SO	2B	3B	HR	BF	BAVG	WP	HBP	BK	SFA	SHA
2023	3.09	2	2	26	0	0	0	1	32.0	22	13	11	14	30	6	1	1	134	.195	4	5	2	0	2
2024	7.94	1	1	17	0	0	0	0	17.0	19	19	15	12	23	2	0	6	86	.275	1	4	0	1	0
<b>Total</b>	<b>4.78</b>	<b>3</b>	<b>3</b>	<b>43</b>	<b>0</b>	<b>0</b>	<b>0</b>	<b>1</b>	<b>49.0</b>	<b>41</b>	<b>32</b>	<b>26</b>	<b>26</b>	<b>53</b>	<b>8</b>	<b>1</b>	<b>7</b>	<b>220</b>	<b>.225</b>	<b>5</b>	<b>9</b>	<b>2</b>	<b>1</b>	<b>2</b>



RIGHT-HANDED PITCHER

# MAX GRUBBS 38

CLASS Sophomore  
HOMETOWN Arlington, Texas  
HIGH SCHOOL Martin

**CAREER HIGHS**

Innings pitched: 7.0, Baylor, Mar 24, 2024  
Walks allowed: 2, St. John's, Feb 27, 2024 ; Oklahoma State, May 03, 2024  
Strikeouts: 5, 4 times  
Batters faced: 28, at Oklahoma, Apr 26, 2024  
Field chances: 4, Baylor, Mar 24, 2024  
Putouts: 2, Baylor, Mar 24, 2024  
Assists: 3, TCU, Apr 19, 2024  
Runners CS: 1, 4 times

**CAREER STATISTICS**

YEAR	ERA	W	L	APP	GS	CG	SHO	SV	IP	H	R	ER	BB	SO	2B	3B	HR	BF	BAVG	WP	HBP	BK	SFA	SHA
2023	9.35	1	0	8	0	0	0	0	8.2	13	11	9	3	6	5	0	1	45	.325	1	2	0	0	0
2024	3.52	5	4	16	10	0	0	0	64.0	71	34	25	13	44	7	2	6	282	.276	8	5	0	3	4
<b>Total</b>	<b>4.21</b>	<b>6</b>	<b>4</b>	<b>24</b>	<b>10</b>	<b>0</b>	<b>0</b>	<b>0</b>	<b>72.2</b>	<b>84</b>	<b>45</b>	<b>34</b>	<b>16</b>	<b>50</b>	<b>12</b>	<b>2</b>	<b>7</b>	<b>327</b>	<b>.283</b>	<b>9</b>	<b>7</b>	<b>0</b>	<b>3</b>	<b>4</b>



RIGHT-HANDED PITCHER

**CODY HOWARD 41**

CLASS R-Sophomore  
HOMETOWN The Woodlands, Texas  
HIGH SCHOOL The Woodlands

**CAREER HIGHS**

Innings pitched: 5.0, Cal Poly, Feb 25, 2024  
Walks allowed: 5, Sam Houston, Apr 30, 2024  
Strikeouts: 3, 5 times  
Batters faced: 21, vs Vanderbilt, Mar 03, 2024  
Field chances: 5, Cal Poly, Feb 25, 2024  
Putouts: 2, Cal Poly, Feb 25, 2024  
Assists: 2, Cal Poly, Feb 25, 2024  
Runners CS: 1, San Diego, Feb 18, 2024 ; Cal Poly, Feb 25, 2024 ; Washington, Mar 16, 2024

**CAREER STATISTICS**

YEAR	ERA	W	L	APP	GS	CG	SHO	SV	IP	H	R	ER	BB	SO	2B	3B	HR	BF	BAVG	WP	HBP	BK	SFA	SHA
2023	4.00	1	0	8	0	0	0	0	9.0	10	4	4	7	12	2	0	0	44	.270	1	0	0	0	0
2024	10.36	2	2	11	4	0	0	0	24.1	33	29	28	21	17	5	0	6	126	.347	5	5	0	2	3
<b>Total</b>	<b>8.64</b>	<b>3</b>	<b>2</b>	<b>19</b>	<b>4</b>	<b>0</b>	<b>0</b>	<b>0</b>	<b>33.1</b>	<b>43</b>	<b>33</b>	<b>32</b>	<b>28</b>	<b>29</b>	<b>7</b>	<b>0</b>	<b>6</b>	<b>170</b>	<b>.326</b>	<b>6</b>	<b>5</b>	<b>0</b>	<b>2</b>	<b>3</b>



RIGHT-HANDED PITCHER

**HESTON TOLE 45**

CLASS Senior  
HOMETOWN Wichita Falls, Texas  
PREVIOUS Arkansas  
HIGH SCHOOL IMG Academy

**CAREER HIGHS**

Innings pitched: 4.2, at Baylor, Apr 15, 2023  
Walks allowed: 3, at Baylor, Apr 15, 2023  
Strikeouts: 7, Manhattan, Mar 11, 2023  
Batters faced: 18, at Baylor, Apr 15, 2023  
Field chances: 2, at Baylor, Apr 15, 2023  
Assists: 2, at Baylor, Apr 15, 2023

**CAREER STATISTICS**

YEAR	ERA	W	L	APP	GS	CG	SHO	SV	IP	H	R	ER	BB	SO	2B	3B	HR	BF	BAVG	WP	HBP	BK	SFA	SHA
2023	1.90	0	0	19	0	0	0	1	23.2	17	5	5	13	20	3	0	0	98	.202	0	1	0	0	0
2024	5.91	0	0	12	0	0	0	0	10.2	12	7	7	2	13	3	0	1	47	.286	1	1	0	2	0
<b>Total</b>	<b>3.15</b>	<b>0</b>	<b>0</b>	<b>31</b>	<b>0</b>	<b>0</b>	<b>0</b>	<b>1</b>	<b>34.1</b>	<b>29</b>	<b>12</b>	<b>12</b>	<b>15</b>	<b>33</b>	<b>6</b>	<b>0</b>	<b>1</b>	<b>145</b>	<b>.230</b>	<b>1</b>	<b>2</b>	<b>0</b>	<b>2</b>	<b>0</b>



RIGHT-HANDED PITCHER

**COLE SELVIG 46**


CLASS Freshman  
HOMETOWN Altoona, Wisc.  
HIGH SCHOOL Regis Catholic

**CAREER HIGHS**

Innings pitched: 3.0, UIW, Mar 12, 2024  
Walks allowed: 1, Abilene Christian, Apr 02, 2024  
Strikeouts: 2, UIW, Mar 12, 2024 ; A&M-Corpus Christi, Mar 26, 2024  
Batters faced: 11, UIW, Mar 12, 2024  
Field chances: 1, Texas State, Apr 10, 2024  
Assists: 1, Texas State, Apr 10, 2024  
Runners CS: 1, UIW, Mar 12, 2024

**CAREER STATISTICS**

YEAR	ERA	W	L	APP	GS	CG	SHO	SV	IP	H	R	ER	BB	SO	2B	3B	HR	BF	BAVG	WP	HBP	BK	SFA	SHA
2024	9.72	0	2	7	1	0	0	0	8.1	16	9	9	1	6	2	0	4	43	.400	0	2	0	0	0
<b>Total</b>	<b>9.72</b>	<b>0</b>	<b>2</b>	<b>7</b>	<b>1</b>	<b>0</b>	<b>0</b>	<b>0</b>	<b>8.1</b>	<b>16</b>	<b>9</b>	<b>9</b>	<b>1</b>	<b>6</b>	<b>2</b>	<b>0</b>	<b>4</b>	<b>43</b>	<b>.400</b>	<b>0</b>	<b>2</b>	<b>0</b>	<b>0</b>	<b>0</b>



RIGHT-HANDED PITCHER

**HUDSON HAMILTON 48**

CLASS Freshman  
HOMETOWN Spring, Wisc.  
HIGH SCHOOL Grand Oaks

**CAREER HIGHS**

Innings pitched: 4.1, at Kansas State, Mar 28, 2024  
Walks allowed: 1, 7 times  
Strikeouts: 3, Houston Christian, Feb 20, 2024  
Batters faced: 23, at Kansas State, Mar 28, 2024  
Field chances: 1, at Houston, Apr 12, 2024 ; St. John's, Feb 27, 2024  
Putouts: 1, at Houston, Apr 12, 2024  
Assists: 1, St. John's, Feb 27, 2024  
Runners CS: 1, at Kansas State, Mar 28, 2024

**CAREER STATISTICS**

YEAR	ERA	W	L	APP	GS	CG	SHO	SV	IP	H	R	ER	BB	SO	2B	3B	HR	BF	BAVG	WP	HBP	BK	SFA	SHA
2024	5.40	0	0	11	0	0	0	0	16.2	22	12	10	7	14	6	0	5	78	.319	2	0	0	2	0
<b>Total</b>	<b>5.40</b>	<b>0</b>	<b>0</b>	<b>11</b>	<b>0</b>	<b>0</b>	<b>0</b>	<b>0</b>	<b>16.2</b>	<b>22</b>	<b>12</b>	<b>10</b>	<b>7</b>	<b>14</b>	<b>6</b>	<b>0</b>	<b>5</b>	<b>78</b>	<b>.319</b>	<b>2</b>	<b>0</b>	<b>0</b>	<b>2</b>	<b>0</b>





LEFT-HANDED PITCHER

# LUKE HARRISON 53

CLASS R-Sophomore  
HOMETOWN Friendswood, Texas  
HIGH SCHOOL Lutheran South Academy

**CAREER HIGHS**

Innings pitched: 3.0, Alabama, Feb 26, 2022  
Walks allowed: 3, Houston Christian, Feb 20, 2024  
Strikeouts: 4, Alabama, Feb 26, 2022  
Batters faced: 12, at CoFC, Mar 15, 2022  
Field chances: 2, Houston Christian, Feb 20, 2024  
Assists: 2, Houston Christian, Feb 20, 2024  
Runners CS: 1, at Oklahoma, Apr 03, 2022

**CAREER STATISTICS**

YEAR	ERA	W	L	APP	GS	CG	SHO	SV	IP	H	R	ER	BB	SO	2B	3B	HR	BF	BAVG	WP	HBP	BK	SFA	SHA
2022	3.06	0	0	32	1	0	0	2	35.1	34	13	12	16	32	7	1	2	152	.260	1	2	0	1	2
2024	9.58	1	0	12	1	0	0	0	10.1	15	12	11	12	9	2	0	1	61	.349	2	5	0	1	0
<b>Total</b>	<b>4.53</b>	<b>1</b>	<b>0</b>	<b>44</b>	<b>2</b>	<b>0</b>	<b>0</b>	<b>2</b>	<b>45.2</b>	<b>49</b>	<b>25</b>	<b>23</b>	<b>28</b>	<b>41</b>	<b>9</b>	<b>1</b>	<b>3</b>	<b>213</b>	<b>.282</b>	<b>3</b>	<b>7</b>	<b>0</b>	<b>2</b>	<b>2</b>



RIGHT-HANDED PITCHER

# GAGE BOEHM 56

CLASS R-Sophomore  
HOMETOWN Taylor, Texas  
PREVIOUS Blinn  
HIGH SCHOOL Hutto

**CAREER HIGHS**

Innings pitched: 4.0, at Texas Tech, Mar 10, 2024 ; Baylor, Mar 22, 2024  
Walks allowed: 3, at UCF, May 10, 2024  
Strikeouts: 5, BYU, Apr 05, 2024  
Batters faced: 15, at Texas Tech, Mar 10, 2024 ; Baylor, Mar 22, 2024  
Field chances: 2, Air Force, Mar 19, 2024 ; Baylor, Mar 22, 2024  
Putouts: 2, Baylor, Mar 22, 2024  
Assists: 1, at Houston, Apr 14, 2024 ; Air Force, Mar 19, 2024

**CAREER STATISTICS**

YEAR	ERA	W	L	APP	GS	CG	SHO	SV	IP	H	R	ER	BB	SO	2B	3B	HR	BF	BAVG	WP	HBP	BK	SFA	SHA
2024	2.36	4	2	21	0	0	0	7	42.0	29	12	11	11	44	4	0	1	164	.196	1	4	0	1	0
<b>Total</b>	<b>2.36</b>	<b>4</b>	<b>2</b>	<b>21</b>	<b>0</b>	<b>0</b>	<b>0</b>	<b>7</b>	<b>42.0</b>	<b>29</b>	<b>12</b>	<b>11</b>	<b>11</b>	<b>44</b>	<b>4</b>	<b>0</b>	<b>1</b>	<b>164</b>	<b>.196</b>	<b>1</b>	<b>4</b>	<b>0</b>	<b>1</b>	<b>0</b>



RIGHT-HANDED PITCHER

# LEBARRON JOHNSON JR. 57

CLASS R-Junior  
HOMETOWN Jacksonville, Fla.  
HIGH SCHOOL Paxon School

**CAREER HIGHS**

Innings pitched: 9.0, at Miami, Jun 03, 2023  
Walks allowed: 6, at Texas Tech, Mar 08, 2024  
Strikeouts: 12, at Kansas, May 06, 2023  
Batters faced: 36, at Miami, Jun 03, 2023  
Field chances: 3, San Diego, Feb 16, 2024 ; Baylor, Mar 22, 2024  
Putouts: 1, 9 times  
Assists: 2, San Diego, Feb 16, 2024 ; Baylor, Mar 22, 2024  
Runners CS: 2, at Baylor, Apr 16, 2023

**CAREER STATISTICS**

YEAR	ERA	W	L	APP	GS	CG	SHO	SV	IP	H	R	ER	BB	SO	2B	3B	HR	BF	BAVG	WP	HBP	BK	SFA	SHA
2022	3.18	0	1	18	0	0	0	0	17.0	12	9	6	11	21	3	0	1	74	.194	6	1	0	0	0
2023	2.91	8	4	20	13	1	0	1	86.2	73	31	28	38	98	15	1	5	363	.231	13	3	2	4	2
2024	6.03	2	4	14	13	0	0	0	59.2	70	41	40	37	68	17	1	8	280	.295	12	3	1	1	2
<b>Total</b>	<b>4.08</b>	<b>10</b>	<b>9</b>	<b>52</b>	<b>26</b>	<b>1</b>	<b>0</b>	<b>1</b>	<b>163.1</b>	<b>155</b>	<b>81</b>	<b>74</b>	<b>86</b>	<b>187</b>	<b>35</b>	<b>2</b>	<b>14</b>	<b>717</b>	<b>.252</b>	<b>31</b>	<b>7</b>	<b>3</b>	<b>5</b>	<b>4</b>



RIGHT-HANDED PITCHER

# ANDRE DUPLANTIER II 88

CLASS R-Junior  
HOMETOWN Humble, Texas  
HIGH SCHOOL Summer Creek

**CAREER HIGHS**

Innings pitched: 6.0, at Sam Houston, Mar 01, 2022  
Walks allowed: 3, BYU, Apr 06, 2024 ; Indiana, Feb 25, 2023  
Strikeouts: 5, BYU, Apr 04, 2024  
Batters faced: 23, at Texas State, Mar 08, 2022  
Field chances: 8, Abilene Christian, Mar 11, 2020  
Putouts: 7, Abilene Christian, Mar 11, 2020  
Assists: 1, 6 times  
Runners CS: 1, 5 times

**CAREER STATISTICS**

YEAR	ERA	W	L	APP	GS	CG	SHO	SV	IP	H	R	ER	BB	SO	2B	3B	HR	BF	BAVG	WP	HBP	BK	SFA	SHA
2020	2.00	0	0	8	0	0	0	3	9.0	4	2	2	3	13	2	0	0	35	.129	0	1	0	0	0
2022	5.93	3	1	17	6	0	0	0	30.1	28	21	20	17	25	2	0	6	141	.248	1	8	1	1	2
2023	2.40	0	0	19	0	0	0	1	15.0	17	8	4	9	16	3	0	1	73	.288	4	3	0	1	1
2024	3.03	1	0	24	0	0	0	3	32.2	22	13	11	15	36	5	0	4	134	.195	2	4	2	2	0
<b>Total</b>	<b>3.83</b>	<b>4</b>	<b>1</b>	<b>68</b>	<b>6</b>	<b>0</b>	<b>0</b>	<b>7</b>	<b>87.0</b>	<b>71</b>	<b>44</b>	<b>37</b>	<b>44</b>	<b>90</b>	<b>12</b>	<b>0</b>	<b>11</b>	<b>383</b>	<b>.225</b>	<b>7</b>	<b>16</b>	<b>3</b>	<b>4</b>	<b>3</b>

## 2024 TEAM GAME-BY-GAME HITTING

#	GAME	AB	R	H	RBI	2B	3B	HR	TB	BB	IBB	SB	CS	HBP	SAC	SF	GDP	K	PO	A	E	LOB	Avg
1	2/16 vs. San Diego	34	7	9	7	0	1	1	14	5	0	0	0	0	0	0	0	7	27	6	0	8	.265
2	2/17 vs. San Diego	38	5	10	5	2	0	1	15	5	0	0	1	0	0	1	0	10	33	13	1	6	.264
3	2/18 vs. San Diego	32	9	9	8	2	0	0	11	7	0	3	0	4	1	1	0	8	27	3	2	12	.269
4	2/20 vs. Houston Christian	48	20	24	15	7	1	3	42	4	0	1	0	4	0	0	1	8	27	7	1	12	.342
5	2/23 vs. Cal Poly	28	2	5	2	3	0	0	8	4	0	0	1	0	0	0	0	11	27	14	0	6	.317
6	2/24 vs. Cal Poly	29	6	8	5	0	0	2	14	1	0	1	1	1	3	0	0	9	27	15	1	4	.311
7	2/25 vs. Cal Poly	36	7	14	6	1	0	4	27	6	0	1	0	1	0	0	0	7	27	14	1	12	.322
8	2/27 vs. St. John's	35	15	13	14	5	0	2	24	6	0	2	1	2	1	0	0	8	27	16	1	5	.329
9	3/1 vs. #3 LSU^	34	3	7	3	4	0	1	14	1	0	0	0	0	0	0	0	20	27	11	1	5	.315
10	3/2 vs. Texas State^	36	10	10	10	2	1	4	26	3	0	0	0	3	0	2	1	12	27	9	2	7	.311
11	3/3 vs. #9 Vanderbilt^	38	11	15	10	4	0	4	31	4	0	0	0	1	2	1	0	10	24	11	2	8	.320
12	3/5 vs. #7 Texas A&M	29	2	6	2	0	0	0	6	6	0	0	0	0	1	2	2	12	27	5	2	9	.312
13	3/8 at #17 Texas Tech*	47	22	20	22	5	0	4	37	10	0	1	0	1	0	0	1	9	27	8	3	9	.323
14	3/9 at #17 Texas Tech*	35	2	5	2	0	0	2	11	1	0	1	0	2	0	0	0	10	24	13	2	9	.311
15	3/10 at #17 Texas Tech*	39	9	15	9	4	0	2	25	3	1	1	1	0	3	2	0	6	27	8	0	11	.316
16	3/12 vs. UIW	29	7	6	7	1	0	2	13	5	0	0	0	0	0	0	0	7	27	10	0	3	.310
17	3/15 vs. Washington	32	3	7	3	2	0	0	9	4	0	2	0	0	1	0	1	5	27	8	1	7	.306
18	3/16 vs. Washington	34	3	7	3	3	0	2	16	0	0	0	0	0	0	0	0	10	27	8	0	5	.300
19	3/17 vs. Washington	23	4	4	4	2	0	0	6	7	0	1	0	1	1	1	1	4	24	13	4	8	.296
20	3/19 vs. Air Force	43	6	16	6	4	0	1	23	3	0	0	0	1	0	0	0	10	30	15	1	14	.300
21	3/20 vs. Air Force	35	12	14	10	4	0	3	27	7	0	1	0	1	0	0	2	5	27	15	0	7	.305
22	3/22 vs. Baylor*	39	3	7	1	2	0	0	9	4	0	1	0	0	0	0	2	10	33	13	1	7	.299
23	3/23 vs. Baylor*	34	10	11	10	2	0	4	25	7	0	2	0	0	0	0	0	6	27	11	0	7	.300
24	3/24 vs. Baylor*	35	11	14	10	2	0	4	28	2	0	0	0	0	1	0	0	5	24	9	0	5	.304
25	3/26 vs. A&M-Corpus Christi	31	1	5	1	2	1	0	9	1	0	0	0	1	0	1	0	7	27	10	0	6	.299
26	3/28 at #23 Kansas State*	37	6	10	6	3	0	3	22	2	0	0	0	1	0	0	0	7	24	6	1	7	.298
27	3/29 at #23 Kansas State*	50	21	22	20	6	0	4	40	2	0	2	0	2	2	0	0	12	27	11	0	8	.305
28	3/30 at #23 Kansas State*	32	6	6	6	2	0	2	14	5	0	1	0	3	0	1	1	9	27	7	1	8	.301
29	4/2 vs. Abilene Christian	35	11	12	10	2	0	3	23	7	0	2	0	0	0	0	1	9	27	8	0	7	.303
30	4/4 vs. BYU*	37	5	12	5	2	0	1	17	4	0	0	0	0	0	0	1	12	27	8	1	9	.304
31	4/5 vs. BYU*	30	4	8	4	0	1	1	13	3	0	1	0	1	1	1	0	8	27	4	0	9	.303
32	4/6 vs. BYU*	32	5	7	5	2	0	2	15	5	0	0	0	3	0	1	0	10	27	7	0	9	.300
33	4/9 at Texas State	36	9	10	8	1	0	3	20	3	0	2	0	4	0	0	0	11	27	12	0	7	.299
34	4/10 vs. Texas State	35	3	9	2	2	0	1	14	1	0	0	0	2	0	0	1	7	27	11	0	8	.298
35	4/12 at Houston*	29	1	2	1	0	0	1	5	0	0	0	0	0	0	0	0	16	24	9	1	1	.293
36	4/13 at Houston*	38	6	11	6	2	0	3	22	4	0	1	0	0	0	1	1	13	27	8	1	10	.293
37	4/14 at Houston*	41	13	14	11	5	0	4	31	6	0	3	0	1	0	0	0	14	27	10	1	8	.294
38	4/16 vs. UTRGV	36	9	10	9	2	0	1	15	4	0	0	0	3	0	1	1	15	27	9	2	8	.294
39	4/19 vs. TCU*	28	0	5	0	0	0	0	5	2	0	0	1	0	1	0	2	10	27	11	2	4	.291
40	4/20 vs. TCU*	30	7	8	7	2	0	0	10	5	0	0	1	2	0	0	0	8	27	11	0	6	.291
41	4/21 vs. TCU*	28	2	6	2	1	1	0	9	7	0	2	1	0	0	0	0	10	27	6	1	9	.289
42	4/23 vs. UT Arlington	39	11	15	11	1	0	6	34	4	0	0	0	0	0	0	0	6	27	8	0	8	.292
43	4/26 at #18 Oklahoma*	37	4	12	4	2	0	1	17	5	0	0	1	0	0	0	0	13	24	7	5	11	.293
44	4/28 at #18 Oklahoma*	33	8	7	7	2	0	2	15	6	0	1	0	4	1	0	0	8	27	8	1	9	.291
45	4/28 at #18 Oklahoma*	36	12	14	12	2	0	6	34	1	0	1	0	0	0	0	1	4	21	7	0	4	.293
46	4/30 vs. Sam Houston	36	16	14	16	5	1	5	36	6	0	1	0	0	2	0	0	6	27	9	1	4	.295
47	5/3 vs. #14 Oklahoma State*	33	7	11	7	2	0	1	16	3	1	0	0	1	0	1	1	8	27	14	1	7	.296
48	5/4 vs. #14 Oklahoma State*	29	6	7	5	2	0	1	12	5	0	2	1	0	1	0	1	8	27	6	0	5	.295
49	5/5 vs. #14 Oklahoma State*	32	2	4	2	0	0	2	10	2	0	0	0	2	0	0	0	9	27	10	1	7	.292
50	5/10 at UCF*	34	6	11	6	2	0	1	16	3	0	2	0	0	2	0	3	4	27	10	2	6	.293
51	5/11 at UCF*	31	4	4	4	0	1	2	12	1	0	0	0	0	0	0	0	12	24	9	1	1	.290
52	5/12 at UCF*	37	10	12	10	4	0	1	19	6	1	1	0	1	0	2	0	9	27	14	2	9	.290
53	5/16 vs. Kansas*																						
54	5/17 vs. Kansas*																						
55	5/18 vs. Kansas*																						

\*Big 12 Conference game | ^ Minute Maid Park | % NCAA Tournament

## 2024 TEAM GAME-BY-GAME PITCHING

#	GAME	IP	H	R	ER	BB	SO	2B	3B	HR	WP	BK	HBP	DP	IBB	Score	W	L	SV	ERA
1	2/16 vs. San Diego	9.0	12	3	3	3	11	0	0	0	2	0	1	1	0	7-3	1	0	0	3.00
2	2/17 vs. San Diego	11.0	12	6	5	6	11	1	0	1	1	0	0	0	0	5-6	1	1	0	3.60
3	2/18 vs. San Diego	9.0	6	4	2	6	7	1	0	0	1	0	1	0	0	9-4	2	1	0	3.10
4	2/20 vs. Houston Christian	9.0	6	3	2	6	11	2	0	1	0	0	1	2	0	20-3	3	1	0	2.84
5	2/23 vs. Cal Poly	9.0	3	0	0	2	10	0	0	0	0	1	1	0	0	2-0	4	1	1	2.30
6	2/24 vs. Cal Poly	9.0	5	0	0	4	9	1	0	0	0	0	3	1	0	6-0	5	1	1	1.93
7	2/25 vs. Cal Poly	9.0	9	0	0	1	7	1	0	0	0	0	0	1	0	7-0	6	1	1	1.66
8	2/27 vs. St. John's	9.0	8	4	3	4	7	3	0	0	1	0	3	1	0	15-4	7	1	1	1.82
9	3/1 vs. #3 LSU^	9.0	10	6	5	8	8	5	0	2	2	0	0	0	0	3-6	7	2	1	2.17
10	3/2 vs. Texas State^	9.0	12	11	11	2	8	0	0	3	3	0	3	0	0	10-11	7	3	1	3.03
11	3/3 vs. #9 Vanderbilt^	8.0	15	14	12	1	6	3	1	3	1	0	2	1	0	11-14	7	4	1	3.87
12	3/5 vs. #7 Texas A&M	9.0	10	9	5	6	12	0	0	2	0	0	2	1	0	2-9	7	5	1	3.96
13	3/8 at #17 Texas Tech*	9.0	8	8	7	8	10	2	0	3	2	0	0	0	0	22-8	8	5	1	4.19
14	3/9 at #17 Texas Tech*	8.0	13	7	5	4	3	3	0	1	1	0	1	0	0	2-7	8	6	1	4.29
15	3/10 at #17 Texas Tech*	9.0	9	7	7	5	6	1	0	4	0	0	2	0	0	9-7	9	6	2	4.47
16	3/12 vs. UIW	9.0	5	1	1	2	11	2	0	0	0	0	0	1	0	7-1	10	6	2	4.25
17	3/15 vs. Washington	9.0	14	9	8	5	13	5	0	0	3	0	1	0	0	3-9	10	7	2	4.47
18	3/16 vs. Washington	9.0	4	5	5	2	6	1	0	1	0	0	3	0	0	3-5	10	8	2	4.50
19	3/17 vs. Washington	8.0	8	3	3	0	4	1	0	1	2	0	1	1	0	4-3	11	8	3	4.45
20	3/19 vs. Air Force	10.0	10	5	4	7	10	2	0	0	0	1	2	3	0	6-5	12	8	3	4.40
21	3/20 vs. Air Force	9.0	8	3	3	4	8	0	0	1	0	0	0	0	0	12-3	13	8	3	4.33
22	3/22 vs. Baylor*	11.0	11	4	4	1	6	3	0	0	0	0	1	0	0	3-4	13	9	3	4.28
23	3/23 vs. Baylor*	9.0	6	2	2	1	5	2	0	0	0	0	0	0	1	10-2	14	9	3	4.18
24	3/24 vs. Baylor*	8.0	5	1	1	1	5	0	0	0	1	0	1	2	0	11-1	15	9	3	4.06
25	3/26 vs. A&M-Corpus Christi	9.0	7	4	4	3	8	1	0	1	0	0	1	0	0	1-4	15	10	3	4.06
26	3/28 at #23 Kansas State*	8.0	18	14	14	7	5	5	0	3	2	0	0	0	0	6-14	15	11	3	4.46
27	3/29 at #23 Kansas State*	9.0	15	11	11	4	10	2	1	4	1	0	0	1	0	21-11	16	11	3	4.70
28	3/30 at #23 Kansas State*	9.0	11	3	2	3	8	0	1	0	0	0	0	1	0	6-3	17	11	4	4.61
29	4/2 vs. Abilene Christian	9.0	8	1	1	3	11	2	0	0	1	0	0	1	0	11-1	18	11	4	4.48
30	4/4 vs. BYU*	9.0	14	7	7	5	15	4	0	2	2	0	4	1	0	5-7	18	12	4	4.57
31	4/5 vs. BYU*	9.0	5	3	3	3	11	3	0	2	0	0	0	0	0	4-3	19	12	5	4.52
32	4/6 vs. BYU*	9.0	9	7	7	8	7	0	0	3	1	0	2	0	0	5-7	19	13	5	4.59
33	4/9 at Texas State	9.0	6	1	1	4	7	0	0	0	1	0	1	0	0	9-1	20	13	5	4.48
34	4/10 vs. Texas State	9.0	6	7	7	6	6	2	0	1	0	0	0	0	0	3-7	20	14	5	4.56
35	4/12 at Houston*	8.0	11	9	9	5	7	0	0	4	2	0	2	1	0	1-9	20	15	5	4.70
36	4/13 at Houston*	9.0	8	5	5	4	9	1	0	2	0	0	0	1	0	6-5	21	15	5	4.71
37	4/14 at Houston*	9.0	11	8	8	7	9	1	0	3	2	0	1	0	0	13-8	22	15	5	4.80
38	4/16 vs. UTRGV	9.0	11	17	17	11	11	2	0	3	3	0	9	0	0	9-17	22	16	5	5.12
39	4/19 vs. TCU*	9.0	11	5	4	3	7	2	1	1	1	0	1	1	0	0-5	22	17	5	5.09
40	4/20 vs. TCU*	9.0	5	0	0	1	5	1	0	0	0	0	1	1	0	7-0	23	17	6	4.96
41	4/21 vs. TCU*	9.0	3	1	1	6	8	1	0	0	2	0	1	1	0	2-1	24	17	7	4.87
42	4/23 vs. UT Arlington	9.0	6	0	0	3	11	2	0	0	0	0	0	0	0	11-0	25	17	7	4.75
43	4/26 at #18 Oklahoma*	8.0	10	9	5	3	6	0	0	2	2	0	1	0	0	4-9	25	18	7	4.77
44	4/28 at #18 Oklahoma*	9.0	9	6	6	4	5	3	0	0	1	1	0	0	0	8-6	26	18	8	4.80
45	4/28 at #18 Oklahoma*	7.0	14	10	10	5	6	3	1	2	0	0	0	1	0	12-10	27	18	9	4.94
46	4/30 vs. Sam Houston	9.0	6	9	8	9	8	1	0	0	0	0	0	2	0	16-9	28	18	9	5.00
47	5/3 vs. #14 Oklahoma State*	9.0	10	5	5	4	7	2	0	2	1	0	0	0	0	7-5	29	18	9	5.00
48	5/4 vs. #14 Oklahoma State*	9.0	5	3	3	5	4	2	0	0	2	1	2	1	0	6-3	30	18	9	4.96
49	5/5 vs. #14 Oklahoma State*	9.0	10	7	6	9	10	2	0	2	1	0	1	0	1	2-7	30	19	9	4.98
50	5/10 at UCF*	9.0	9	3	1	4	7	0	0	0	0	0	0	1	0	6-3	31	19	10	4.90
51	5/11 at UCF*	8.0	8	5	4	3	8	0	1	1	3	0	2	2	0	4-5	31	20	10	4.90
52	5/12 at UCF*	9.0	9	7	7	5	9	0	0	0	1	0	0	3	0	10-7	32	20	11	4.94
53	5/16 vs. Kansas*																			
54	5/17 vs. Kansas*																			
55	5/18 vs. Kansas*																			

\*Big 12 Conference game | ^ Minute Maid Park | % NCAA Tournament

## 2024 SCHEDULE & RESULTS

#	GAME	FINAL	WP	LP	SAVE	W-L	BIG 12 W-L	ATT.	HOME TOT.	TIME
1	2/16 vs. San Diego	W, 7-3	<b>Grubbs (1-0)</b>	Schrier (0-1)	-	1-0	0-0	7,935	7,935	3:10
2	2/17 vs. San Diego	L, 6-5 (11)	Smith (1-0)	<b>Selvig (0-1)</b>	Mauterer (1)	1-1	0-0	7,230	15,165	4:05
3	2/18 vs. San Diego	W, 9-4	<b>Howard (1-0)</b>	Gonzalez (0-1)	-	2-1	0-0	7,637	22,802	3:32
4	2/20 vs. Houston Christian	W, 20-3	<b>Tumis (1-0)</b>	Dagley (0-1)	-	3-1	0-0	6,863	29,665	3:21
5	2/23 vs. Cal Poly	W, 2-0	<b>Johnson (1-0)</b>	Wright (1-1)	<b>Boehm (1)</b>	4-1	0-0	7,845	37,510	2:41
6	2/24 vs. Cal Poly	W, 6-0	<b>Hurley (1-1)</b>	Brooks (0-2)	-	5-1	0-0	8,033	45,543	3:02
7	2/25 vs. Cal Poly	W, 7-0	<b>Howard (2-0)</b>	Baum (0-2)	-	6-1	0-0	7,692	53,235	3:24
8	2/27 vs. St. John's	W, 15-4	<b>Harrison (1-0)</b>	Batuyios (0-1)	-	7-1	0-0	6,961	60,196	3:27
9	3/1 vs. #3 LSU^	L, 6-3	Holman (3-0)	<b>Johnson (1-1)</b>	-	7-2	0-0	24,927	60,196	3:36
10	3/2 vs. Texas State^	L, 11-10	Tippie (1-0)	<b>Shaw (0-1)</b>	-	7-3	0-0	21,726	60,196	3:35
11	3/3 vs. #9 Vanderbilt^	L, 14-11	Hawks (1-0)	<b>Fontenot (0-1)</b>	Ginther (2)	7-4	0-0	14,726	60,196	3:30
12	3/5 vs. #7 Texas A&M	L, 9-2	Aschenbeck (1-0)	<b>Witt (0-1)</b>	-	7-5	0-0	8,060	68,256	3:28
13	3/8 at #17 Texas Tech*	W, 22-8	<b>Whitehead (1-0)</b>	Robinson (2-2)	-	8-5	1-0	4,432	68,256	3:44
14	3/9 at #17 Texas Tech*	L, 7-2	Heuer (2-0)	<b>Howard (2-1)</b>	-	8-6	1-1	4,432	68,256	2:48
15	3/10 at #17 Texas Tech*	W, 9-7	<b>Tumis (2-0)</b>	Parish (1-1)	<b>Boehm (2)</b>	9-6	2-1	4,432	68,256	3:32
16	3/12 vs. UIW	W, 7-1	<b>Fontenot (1-1)</b>	Beck (2-1)	-	10-6	2-1	7,211	75,467	2:22
17	3/15 vs. Washington	L, 9-3	Cunningham (1-2)	<b>Boehm (0-1)</b>	-	10-7	2-1	7,767	83,234	3:11
18	3/16 vs. Washington	L, 5-3	Kirchoff (1-0)	<b>Howard (2-2)</b>	Boyle (1)	10-8	2-1	7,646	90,880	2:32
19	3/17 vs. Washington	W, 4-3 (8)	<b>Grubbs (2-0)</b>	Dessart (1-1)	<b>Dupantier II (1)</b>	11-8	2-1	7,312	98,192	2:30
20	3/19 vs. Air Force	W, 6-5 (10)	<b>Boehm (1-1)</b>	Hentges (0-1)	-	12-8	2-1	7,125	105,317	3:40
21	3/20 vs. Air Force	W, 12-3	<b>Hurley (2-0)</b>	Bello (0-1)	-	13-8	2-1	6,898	112,215	3:25
22	3/22 vs. Baylor*	L, 4-3 (11)	Calder (1-1)	<b>Boehm (1-2)</b>	-	13-9	2-2	7,290	119,505	3:20
23	3/23 vs. Baylor*	W, 10-2	<b>Whitehead (2-0)</b>	McKinney (1-3)	-	14-9	3-2	7,469	126,974	2:43
24	3/24 vs. Baylor*	W, 11-1 (8)	<b>Grubbs (3-0)</b>	Green (1-2)	-	15-9	4-2	7,836	134,810	2:24
25	3/26 vs. A&M-Corpus Christi	L, 4-1	Feltz (2-0)	<b>Selvig (0-2)</b>	Thornton (4)	15-10	4-2	7,128	141,938	2:54
26	3/28 at #23 Kansas State*	L, 14-6	Wintroub (2-1)	<b>Johnson (1-2)</b>	-	15-11	4-3	1,893	141,938	2:54
27	3/29 at #23 Kansas State*	W, 21-11	<b>Boehm (2-2)</b>	Wentworth (1-1)	-	16-11	5-3	2,344	141,938	3:50
28	3/30 at #23 Kansas State*	W, 6-3	<b>Grubbs (4-0)</b>	Boerema (2-2)	<b>Dupantier II (2)</b>	17-11	6-3	2,344	141,938	2:54
29	4/2 vs. Abilene Christian	W, 11-1	<b>Tumis (3-0)</b>	McGarrh (2-2)	-	18-11	6-3	7,147	149,085	2:56
30	4/4 vs. BYU*	L, 7-5	Hansen (4-3)	<b>Johnson (1-3)</b>	Cushing (6)	18-12	6-4	7,265	156,350	3:32
31	4/5 vs. BYU*	W, 4-3	<b>Whitehead (3-0)</b>	Robison (2-3)	<b>Boehm (3)</b>	19-12	7-4	7,662	164,012	2:32
32	4/6 vs. BYU*	L, 7-5	Mabeus (1-0)	<b>Grubbs (4-1)</b>	Cushing (7)	19-13	7-5	7,913	171,925	3:25
33	4/9 at Texas State	W, 9-1	<b>Lummus (1-0)</b>	Robie (3-3)	-	20-13	7-5	2,905	171,925	3:15
34	4/10 vs. Texas State	L, 7-3	Seay (2-0)	<b>Tumis (3-1)</b>	-	20-14	7-5	7,928	179,853	3:20
35	4/12 at Houston*	L, 9-1	Citelli (2-0)	<b>Grubbs (4-2)</b>	-	20-15	7-6	1,808	179,853	2:37
36	4/13 at Houston*	W, 6-5	<b>Boehm (3-2)</b>	Murray (0-3)	-	21-15	8-6	2,441	179,853	3:08
37	4/14 at Houston*	W, 13-8	<b>Shaw (1-1)</b>	Citelli (2-1)	-	22-15	9-6	1,991	179,853	3:55
38	4/16 vs. UTRGV	L, 17-9	Hernandez (3-3)	<b>Thomas (0-1)</b>	-	22-16	9-6	7,099	186,952	4:05
39	4/19 vs. TCU*	L, 5-0	Tolle (4-3)	<b>Grubbs (4-3)</b>	-	22-17	9-7	7,449	194,401	2:57
40	4/20 vs. TCU*	W, 7-0	<b>Whitehead (4-0)</b>	Rodriguez (3-2)	<b>O'Hara (1)</b>	23-17	10-7	7,440	201,841	3:57
41	4/21 vs. TCU*	W, 2-1	<b>Johnson (2-3)</b>	Bixby (1-1)	<b>Boehm (4)</b>	24-17	11-7	7,525	209,366	3:00
42	4/23 vs. UT Arlington	W, 11-0	<b>Hurley (3-0)</b>	Calhoun (0-4)	-	25-17	11-7	6,977	216,343	2:41
43	4/26 at #18 Oklahoma*	L, 9-4	Davis (5-3)	<b>Grubbs (4-4)</b>	-	25-18	11-8	4,812	216,343	3:23
44	4/28 at #18 Oklahoma*	W, 8-6	<b>Lummus (2-0)</b>	Witherspoon (4-3)	<b>Boehm (5)</b>	26-18	12-8	4,411	216,343	3:40
45	4/28 at #18 Oklahoma*	W, 12-10 (7)	<b>O'Hara (1-0)</b>	Stevens (5-1)	<b>Duplantier II (3)</b>	27-18	13-8	3,112	216,343	3:07
46	4/30 vs. Sam Houston	W, 16-9	<b>Hurley (4-0)</b>	Coldiron (3-5)	-	28-18	13-8	7,439	223,782	3:01
47	5/3 vs. #14 Oklahoma State*	W, 7-5	<b>Boehm (4-2)</b>	Molsky (6-2)	-	29-18	14-8	7,513	231,295	3:08
48	5/4 vs. #14 Oklahoma State*	W, 6-3	<b>Duplantier II (1-0)</b>	Davis (1-3)	-	30-18	15-8	7,784	239,079	3:16
49	5/5 vs. #14 Oklahoma State*	L, 10-4	Benge (2-1)	<b>Johnson (2-4)</b>	-	30-19	15-9	7,499	246,578	3:29
50	5/10 at UCF*	W, 6-3	<b>Grubbs (5-4)</b>	Vespi (3-3)	<b>Boehm (6)</b>	31-19	16-9	1,989	246,578	3:05
51	5/11 at UCF*	L, 5-4	Stagliano (3-3)	<b>Whitehead (4-1)</b>	Castellano (3)	31-20	16-10	2,141	246,578	2:33
52	5/12 at UCF*	W, 10-7	<b>Hurley (5-0)</b>	Victor (0-2)	<b>Boehm (7)</b>	32-20	17-10	1,605	246,578	3:44
53	5/16 vs. Kansas*									
54	5/17 vs. Kansas*									
55	5/18 vs. Kansas*									

\*Big 12 Conference game | ^ Minute Maid Park | % NCAA Tournament