



KANSAS BASEBALL

GAME NOTES

2024 SCHEDULE & RESULTS

FEBRUARY (3-4)

| | | | |
|-----------------------------------|------------------------|-----------------------|---------|
| Fri. 16 | vs. Illinois-Chicago | Corpus Christi, Texas | L, 9-11 |
| Sat. 17 | vs. Illinois-Chicago | Corpus Christi, Texas | L, 6-13 |
| Sun. 18 | vs. Illinois-Chicago | Corpus Christi, Texas | W, 8-2 |
| Tue. 20 | vs. A&M Corpus Christi | Corpus Christi, Texas | W, 13-7 |
| Karbach Round Rock Classic | | | |
| Fri. 23 | vs. Texas State | Round Rock, Texas | W, 7-4 |
| Sat. 24 | vs. Washington St. | Round Rock, Texas | L, 4-5 |
| Sun. 25 | vs. #24 Kentucky | Round Rock, Texas | L, 5-8 |

MARCH (12-6)

| | | | |
|---------|----------------|------------------|-------------|
| Fri. 1 | TEXAS SOUTHERN | Lawrence, Kan. | W, 11-2 |
| Sat. 2 | TEXAS SOUTHERN | Lawrence, Kan. | W, 9-1 (7) |
| Sat. 2 | TEXAS SOUTHERN | Lawrence, Kan. | W, 10-3 |
| Sun. 3 | TEXAS SOUTHERN | Lawrence, Kan. | W, 11-1 (7) |
| Fri. 8 | #3 TCU* | Lawrence, Kan. | W, 3-1 |
| Sat. 9 | #3 TCU* | Lawrence, Kan. | W, 8-4 |
| Sun. 10 | #3 TCU* | Lawrence, Kan. | L, 4-13 |
| Tue. 12 | MISSOURI | Lawrence, Kan. | L, 4-5 (10) |
| Fri. 15 | at Cincinnati* | Cincinnati, Ohio | W, 14-4 |
| Sat. 16 | at Cincinnati* | Cincinnati, Ohio | L, 0-1 |
| Sun. 17 | at Cincinnati* | Cincinnati, Ohio | L, 1-10 |
| Tue. 19 | vs. Missouri | Kansas City, Mo. | W, 4-3 (10) |
| Fri. 22 | UCF* | Lawrence, Kan. | W, 13-3 |
| Sat. 23 | UCF* | Lawrence, Kan. | L, 2-6 |
| Sat. 23 | UCF* | Lawrence, Kan. | L, 1-4 |
| Tue. 26 | SAINT LOUIS | Lawrence, Kan. | Canceled |
| Thu. 28 | at BYU* | Provo, Utah | W, 11-1 |
| Fri. 29 | at BYU* | Provo, Utah | W, 4-3 |
| Sat. 30 | at BYU* | Provo, Utah | W, 8-5 |

APRIL (10-5)

| | | | |
|---------|------------------|----------------|-------------|
| Wed. 3 | at Wichita State | Wichita, Kan. | L, 6-7 |
| Fri. 5 | WEST VIRGINIA* | Lawrence, Kan. | L, 10-11 |
| Sat. 6 | WEST VIRGINIA* | Lawrence, Kan. | L, 0-4 |
| Sun. 7 | WEST VIRGINIA* | Lawrence, Kan. | L, 9-16 |
| Tue. 9 | #20 NEBRASKA | Lawrence, Kan. | W, 13-11 |
| Fri. 12 | PACIFIC | Lawrence, Kan. | W, 18-7 |
| Sat. 13 | PACIFIC | Lawrence, Kan. | W, 12-3 |
| Sun. 14 | PACIFIC | Lawrence, Kan. | W, 19-3 (7) |
| Tue. 16 | at Omaha | Omaha, Neb. | Canceled |
| Fri. 19 | at Baylor* | Waco, Texas | L, 5-14 |
| Sat. 20 | at Baylor* | Waco, Texas | W, 8-4 |
| Sun. 21 | at Baylor* | Waco, Texas | W, 12-2 (8) |
| Tue. 23 | at Nebraska | Lincoln, Neb. | W, 9-4 |
| Fri. 26 | TEXAS TECH* | Lawrence, Kan. | W, 4-3 |
| Sat. 27 | TEXAS TECH* | Lawrence, Kan. | W, 11-2 |
| Sun. 28 | TEXAS TECH* | Lawrence, Kan. | W, 7-3 |

MAY (4-3)

| | | | |
|---------|------------------|-------------------|-----------|
| Wed. 1 | WICHITA STATE | Lawrence, Kan. | W, 8-1 |
| Fri. 3 | at Kansas State* | Manhattan, Kan. | L, 2-3 |
| Sat. 4 | at Kansas State* | Manhattan, Kan. | W, 4-0 |
| Sun. 5 | at Kansas State* | Manhattan, Kan. | L, 2-4 |
| Tue. 7 | vs. Omaha | Kansas City, Kan. | Canceled |
| Fri. 10 | HOUSTON* | Lawrence, Kan. | L, 5-13 |
| Sat. 11 | HOUSTON* | Lawrence, Kan. | W, 11-9 |
| Sun. 12 | HOUSTON* | Lawrence, Kan. | W, 9-6 |
| Thu. 16 | at #24 Texas* | Austin, Texas | 6:30 p.m. |
| Fri. 17 | at #24 Texas* | Austin, Texas | 6:30 p.m. |
| Sat. 18 | at #24 Texas* | Austin, Texas | 2:30 p.m. |

BIG 12 BASEBALL CHAMPIONSHIP

May 21-25 TBD Arlington, Texas

*Big 12 Conference Game; All times Central.
Home games in CAPS.

Kansas (29-18, 15-12 Big 12) at #24 Texas (32-20, 17-10 Big 12)

May 16-18 • Games 48-50 • Austin, Texas // UFCU Disch-Falk Field

TV: Longhorn Network // Radio: KLWN & Jayhawk Sports Network

PROBABLE STARTING PITCHERS

| DATE | TIME | KANSAS PROJECTED STARTERS | TEXAS PROJECTED STARTERS |
|------------------|--------------|-------------------------------------|---|
| Thursday, May 16 | 6:30 P.M. CT | RHP Reese Dutton (7-4, 3.50 ERA) | RHP Charlie Hurley (5-0, 6.14 ERA) |
| Friday, May 17 | 6:30 P.M. CT | RHP Dominic Voegelé (7-2, 3.55 ERA) | RHP Max Grubbs (5-4, 3.52 ERA) |
| Saturday, May 18 | 2:30 P.M. CT | TBD | RHP Lebaron Johnson Jr. (2-4, 6.03 ERA) |

FIRST PITCH

- Kansas finishes the regular season this week at Texas for a three-game series.
- Kansas has posted a 14-4 (.778) record since April 9.
 - » From April 8-May 6, the .800 winning percentage (12-3) was tied for the second highest among Power 5 schools.
 - » Kansas started the month of April with an 0-4 record before finishing the remainder of the month 10-1.
 - » Kansas has surpassed its overall win total from 2023 (25) and its 15 conference victories are tied for the most in program history (2009, 2014).
- Kansas has won five Big 12 series this season (vs. #3 TCU, sweep at BYU, at Baylor, sweep vs. Texas Tech, vs. Houston). That is the most since the 2014 season when the Jayhawks also won five conference series and the last time Kansas made an appearance in an NCAA Regional.
 - » Kansas is 4-0 in series against Big 12 schools from Texas this season.
 - The only other year Kansas has gone undefeated in series against Big 12 schools from Texas was 2013 (4-0).
 - » Kansas has won two Big 12 series on the road this season. The last time Kansas did so in the same season was 2014.
 - Kansas has a winning percentage of .571 on the road this season.
- Kansas swept Texas Tech from April 26-28 for its fourth weekend series sweep of the season.
 - » The series sweep was the first against Texas Tech since May 2-4, 2014.
 - » All three wins against Texas Tech were in comeback fashion.
 - » Kansas overcame hitting into an NCAA-record-tying seven double plays on Friday vs. Texas Tech and won 4-3 in walk-off fashion.
 - It was the fifth time it has happened in NCAA history and Kansas is the only team to ever win the game.
 - » The Jayhawks also had a sweep vs. Pacific (April 12-14), at BYU (March 28-29) and vs. Texas Southern (March 1-3) this season.
- Kansas is the only team in the Big 12 that is ranked in the top 40 nationally in both batting average (.306) and ERA (4.63).
 - » The Jayhawks are first in the Big 12 (ninth nationally) in doubles (119), second (24th nationally) in double plays turned (44), second in batting average (.306), third in on-base percentage (.408), fourth in ERA (4.63), slugging percentage (.506), runs per game (7.5) and fifth in WHIP (1.47) and strikeout-to-walk ratio (2.32).
 - » Kansas also has the fewest strikeouts offensively in the Big 12 (317).
- RHP **Dominic Voegelé** is 7-2 with a 3.55 ERA this season. His seven wins are tied for second most in the nation among Power 5 freshmen and his 3.55 ERA ranks eighth among all freshmen in Division I.
 - » Voegelé's seven wins as a freshman are the most by a KU pitcher since Jamie Splittorff who had seven in 1993.
 - » He has allowed three earned runs or less in 11 of his 13 starts.
 - » He is tied for second in the Big 12 in wins (7), is fifth in innings pitched (71.0), sixth in ERA (3.55), eighth in opponent batting average (.235) and tied for ninth in strikeouts (70).
 - » He recorded a career-high 10 strikeouts vs. Pacific on April 13.
 - Voegelé was the first Kansas freshman with 10 SO in a game since John Quinn on April 5, 1984 vs. Baker in game two of a doubleheader at Quigley Field in Lawrence.
- OF **John Nett** had a 20-game hitting streak from March 28-May 3, which was the longest by a Jayhawk this season.
 - » He hit .424 (36-for-85), with eight doubles, six home runs, 18 RBIs, 31 runs scored and 14 walks during that stretch.
 - The hitting streak raised his batting average from .314 to .368.
 - » Nett has reached base in 44 of 47 games this season and has a hit in 33 of the last 36 contests.
 - » Nett ranks sixth in the Big 12 in batting average (.352), tied for sixth in hits (68) and ninth in runs (49).
 - » He leads the team in multi-hit games (21), batting average (.352) and stolen bases (8).
 - » Nett was named Big 12 Newcomer of the Week on April 15. Nett hit .588/.667/1.176 (10-for-17), with four doubles, two home runs, nine RBIs, nine runs scored, three walks and a 1.843 OPS in four games against Nebraska and Pacific.
- RHP **Reese Dutton** is 7-4 with a 3.50 ERA. He won six consecutive starts from Feb. 23-March 28.
 - » Dutton was the first KU pitcher with six-straight wins since Jamie Splittorff, who won his first eight starts to begin the 1994 season.
 - » He was the first to have six wins in his first seven starts since Pete Smart in 2001 (6-0).
 - » He is tied for second in the Big 12 in wins (7), is second in innings pitched (74.2), fourth in ERA (3.50) and tied for ninth in strikeouts (70).
 - » In addition to April 1 when Dutton received Big 12 Co-Newcomer of the Week, he was also named Big 12 Pitcher of the Week and Co-Newcomer of the Week on March 11. Dutton earned the win on Friday night against #3 TCU (W, 7.0 IP, 4 H, 1 R, 2 BB, 8 SO).
- C **Jake English** leads the team with 13 home runs this season. He is the first Jayhawk with double-digit home runs in consecutive seasons since Ryne Price in 2007 and 2008.

PROJECTED STARTERS

| Pos. | No. | Name | Yr. | B/T | Avg. | GP-GS | AB | R | H | 2B | 3B | HR | RBI | BB | SO | SLG | OBP | SB-ATT |
|------|-----|------------------|-------|-----|------|-------|-----|----|----|----|----|----|-----|----|----|------|------|--------|
| C | 21 | Jake English | Sr. | R/R | .337 | 47-46 | 166 | 50 | 56 | 12 | 0 | 13 | 47 | 44 | 39 | .645 | .475 | 0-0 |
| 1B | 25 | Ben Hartl | Jr. | R/R | .323 | 38-34 | 124 | 33 | 40 | 11 | 0 | 9 | 32 | 25 | 33 | .629 | .476 | 1-1 |
| 2B | 8 | Chase Diggins | Jr. | R/R | .310 | 19-17 | 58 | 15 | 18 | 5 | 0 | 3 | 14 | 4 | 11 | .552 | .379 | 0-0 |
| 3B | 18 | Kodey Shojinaga | So. | R/R | .338 | 47-47 | 204 | 39 | 69 | 18 | 0 | 5 | 42 | 22 | 17 | .500 | .407 | 0-0 |
| SS | 7 | Collier Cranford | R-Sr. | R/R | .301 | 47-47 | 186 | 36 | 56 | 14 | 2 | 5 | 42 | 13 | 31 | .478 | .362 | 5-8 |
| LF | 2 | Mike Koszewski | R-Jr. | L/L | .315 | 40-24 | 89 | 19 | 28 | 3 | 0 | 0 | 13 | 12 | 13 | .348 | .413 | 4-4 |
| CF | 29 | John Nett | Sr. | R/R | .352 | 47-47 | 193 | 49 | 68 | 15 | 1 | 6 | 32 | 27 | 32 | .534 | .432 | 8-9 |
| RF | 1 | Ty Wisdom | Fr. | L/R | .280 | 28-23 | 82 | 20 | 23 | 5 | 0 | 4 | 13 | 16 | 24 | .488 | .398 | 0-0 |
| DH | 52 | Lenny Ashby | Sr. | L/L | .275 | 46-43 | 153 | 26 | 42 | 8 | 0 | 8 | 33 | 27 | 26 | .484 | .388 | 0-0 |

Starting Rotation

| Pos. | No. | Name | Yr. | ERA | W-L | G | GS | CG | SV | IP | H | R | ER | BB | SO | HR | BAA | HBP |
|------|-----|-----------------|-----|------|-----|----|----|----|----|------|----|----|----|----|----|----|------|-----|
| RHP | 31 | Reese Dutton | Sr. | 3.50 | 7-4 | 13 | 13 | 0 | 0 | 74.2 | 72 | 38 | 29 | 28 | 70 | 6 | .247 | 12 |
| RHP | 12 | Dominic Voegelé | Fr. | 3.55 | 7-2 | 13 | 13 | 0 | 0 | 71.0 | 63 | 31 | 28 | 28 | 70 | 5 | .235 | 7 |

QUICK FACTS

UNIVERSITY INFORMATION

Full Name University of Kansas
 Location Lawrence, Kan.
 Founded 1866
 Enrollment 29,355
 Nickname Jayhawks
 School Colors Crimson (Pantone 186) & Blue (Pantone 293)
 Stadium (Capacity) Hoglund Ballpark (2,500)
 Conference Big 12
 Chancellor Douglas A. Girod
 Athletics Director Travis Goff
 Deputy Athletics Director – Administration (BSB Admin.) Sean Lester
 Athletics Website www.KUathletics.com
 Ticket Office Phone 1.800.34.HAWKS (42957)

STADIUM INFORMATION

Stadium Name Hoglund Ballpark
 Capacity 2,500
 Largest Crowd 2,639 (May 17, 2009 vs. Kansas State)
 Surface AstroTurf 3D
 Dimensions (LF-CF-RF) 330-400-330

TEAM HISTORY

First Season of Record 1880
 Seasons 133 (134th season in 2024)
 (KU did not field a team in 1881, 1882, 1895, 1901, 1933-36, 1943 & 1945)
 All-Time Record (Entering 2024) 2,026-1,972-18
 Conference Titles (Last) 4 (2006)
 Big 12 Titles (Last) 1 (2006)
 NCAA Regional Appearances (Last) 5 (2014)
 NCAA Regional Titles (Last) 1 (1993)
 NCAA Regional Record 9-9
 College World Series Appearances (Last) 1 (1993)
 College World Series Record 0-2

COACHING STAFF

Head Coach Dan Fitzgerald (Minnesota, 2000)
 Season at Kansas 2nd in 2024
 Record at Kansas entering 2024 (years) 25-32 (1 season)
 Division I Record entering 2024 (years) 25-32 (1 season)
 Assistant Coach Brandon Scott (Eastern Kentucky, 2006)
 Assistant Coach Tyler Hancock (Newman University, 2013)
 Assistant Coach Jon Coyne (North Texas, 2012)
 Director of Player Development Ryan Holland (Ole Miss, 2019)
 Director of Baseball Operations Luke Marbach (Texas A&M-Corpus Christi, 2020)
 Graduate Manager Scott Junck (Iowa, 2023)
 Director of Sports Performance Luke Bradford (Emporia State, 2002)
 Athletic Trainers Ken Wainwright, Ali Leal

2023 IN REVIEW

Overall Record 25-32
 Big 12 Record (Finish) 8-16 (8th)
 Home Record 10-8
 Road Record 8-17
 Neutral Record 7-7

2024 TEAM INFORMATION

Players Returning from 2023 22
 Newcomers for 2024 20

COMMUNICATIONS

Primary Contact Brandon Perel
 Assistant Director, Athletics Communications
 Cell Phone 785.840.6395
 Email bperel@ku.edu
 Mailing Address Kansas Athletics Communications
 1651 Naismith Drive, Parrott 1400
 Lawrence, KS 66045-4069
 Twitter/Instagram @KUBaseball
 Facebook /KansasBaseball

NUMERICAL ROSTER

| No. | Player | Pos. | B/T | Cl. | Ht. | Wt. | Hometown/Previous School |
|-----|-------------------|-------|-----|-------|------|-----|---|
| 1 | Ty Wisdom | INF | L/R | Fr. | 6-0 | 195 | Kansas City, Mo./Liberty North HS |
| 2 | Mike Koszewski | OF | L/L | R-Jr. | 5-11 | 180 | Oakbrook, Ill./Montini Catholic HS/Cincinnati/Wabash Valley College |
| 4 | Brady Blake | INF | R/R | Fr. | 6-2 | 180 | Indianola, Iowa/Indianola HS |
| 5 | Tyler Gerety | OF | R/R | Jr. | 6-0 | 200 | Seneca, Kan./Nemaha Central HS |
| 6 | Michael Brooks | INF | R/R | R-Jr. | 5-11 | 185 | Wellington, Fla./Palm Beach Central HS/Arkansas/UCF |
| 7 | Collier Cranford | INF | R/R | R-Sr. | 6-1 | 190 | Zachary, La./Zachary HS/LSU |
| 8 | Chase Diggins | INF | R/R | Jr. | 6-0 | 180 | Perth, Australia/Doshisha International School, Kyoto/Odesa College |
| 9 | Luke Leto | INF | L/R | Jr. | 6-3 | 215 | Portage, Mich./Portage Central HS/LSU |
| 10 | Janson Reeder | OF | L/R | Sr. | 6-1 | 215 | Edmond, Okla./Edmond North HS/Cowley Community College |
| 11 | Cooper Moore | RHP | R/R | Fr. | 6-1 | 200 | Bixby, Okla./Bixby HS |
| 12 | Dominic Voegelé | RHP | R/R | Fr. | 6-2 | 180 | Columbia, Ill./Columbia HS |
| 14 | Cooper Combs | OF | R/R | Jr. | 5-10 | 205 | Springdale, Ark./Springdale HS/Johnson County CC |
| 15 | Thaniel Trumper | RHP | R/R | Sr. | 6-3 | 210 | Fort Collins, Colo./Fossil Ridge HS/Doane University |
| 16 | JJ Tylicki | RHP | L/R | Sr. | 6-2 | 250 | Shawnee, Kan./St. James Academy/Cowley CC |
| 17 | Mitchell Birdsall | C | R/R | R-Fr. | 6-3 | 200 | San Jose, Calif./Valley Christian HS |
| 18 | Kodey Shojinaga | INF/C | R/R | So. | 5-10 | 190 | Honolulu, Hawaii/Mid-Pacific Institute |
| 20 | Hunter Cashero | RHP | R/R | Sr. | 6-0 | 205 | Shawnee, Kan./St. James Academy/Kansas City Kansas CC |
| 21 | Jake English | C | R/R | Sr. | 6-2 | 210 | Olathe, Kan./Olathe South HS |
| 23 | JD Callahan | RHP | R/R | Gr. | 6-4 | 205 | Santa Clarita, Calif./West Ranch HS/UC Santa Barbara |
| 25 | Ben Hartl | C | R/R | Jr. | 5-11 | 210 | Springfield, Ill./Springfield HS/Heartland CC |
| 26 | Jackson Kline | OF | L/L | So. | 6-0 | 195 | Kansas City, Mo./Park Hill HS |
| 28 | Jake Baker | OF | L/L | R-Sr. | 6-4 | 215 | Lawrence, Kan./Free State HS |
| 29 | John Nett | OF | R/R | Sr. | 5-10 | 200 | Appleton, Wis./Kimberly HS/St. Cloud State |
| 30 | Colton Wemhoff | OF | R/R | Fr. | 6-2 | 205 | Gladstone, Mo./Rockhurst HS |
| 31 | Reese Dutton | RHP | R/R | Sr. | 6-2 | 210 | Kenosha, Wis./Kenosha Tremper HS/Heartland CC/USC Upstate |
| 32 | Hunter Cranton | RHP | R/R | R-Sr. | 6-3 | 210 | Newport Beach, Calif./Serra Catholic HS/Saddleback/San Diego St. |
| 33 | Sam Hunt | INF | L/L | R-Jr. | 5-11 | 195 | Flower Mound, Texas/Marcus HS/Texas Tech |
| 34 | Kolby Dougan | RHP | R/R | Sr. | 5-10 | 185 | Topeka, Kan./Seaman HS/Cloud County CC |
| 35 | Ethan Bradford | LHP | L/L | Sr. | 6-4 | 210 | Lawrence, Kan./Free State HS/Nebraska |
| 36 | Patrick Steitz | RHP | R/R | Jr. | 6-8 | 200 | Peoria, Ariz./Liberty HS/Central Arizona College |
| 39 | Grant Adler | RHP | R/R | Sr. | 6-3 | 200 | Wichita, Kan./Derby HS/Cowley CC/Wichita State |
| 40 | Tegan Cain | RHP | L/R | Jr. | 6-0 | 200 | Ellis, Kan./Ellis HS/Barton Community College |
| 41 | Kasey Crawford | RHP | R/R | Fr. | 6-4 | 200 | Olathe, Kan./Olathe West HS |
| 42 | Chase Jans | OF | R/R | Jr. | 6-0 | 190 | Overland Park, Kan./Blue Valley HS |
| 44 | Sam Ireland | RHP | R/R | Sr. | 6-4 | 240 | Highlands Ranch, Colo./Mountain Vista HS/Minnesota |
| 45 | J'Briell Easley | RHP | R/R | R-Jr. | 6-2 | 245 | Shawnee, Okla./Shawnee HS/Cowley Community College |
| 46 | Gavin Brasosky | LHP | L/L | Jr. | 6-0 | 195 | Kalamazoo, Mich./Portage Central HS/Tennessee |
| 48 | Brigden Parker | LHP | L/L | Jr. | 6-2 | 195 | Holly, Colo./Holly HS/Cowley Community College |
| 50 | Ethan Lanthier | RHP | R/R | Jr. | 6-5 | 230 | Northfield, Minn./Northfield HS/St. Cloud State |
| 52 | Lenny Ashby | OF | L/R | Sr. | 5-7 | 215 | Oranjestad, Aruba/Maria College Mavo/Odesa College/New Mexico |
| 55 | Luke Metzker | RHP | R/R | R-Fr. | 6-0 | 180 | Reno, Nev./Bishop Manogue Catholic HS |
| 57 | Evan Shaw | LHP | L/L | Jr. | 6-4 | 205 | Fridley, Minn./Fridley HS/Minnesota State/Cochise College |

Head Coach:

19 Dan Fitzgerald (Minnesota, 2000) – 2nd season

Assistant Coach/Pitching Coach:

22 Brandon Scott (Eastern Kentucky, 2006) – 2nd season

Assistant Coach/Hitting Coach:

24 Tyler Hancock (Newman University, 2013) – 2nd season

Assistant Coach/Recruiting Coordinator:

27 Jon Coyne (North Texas, 2012) – 2nd season

Director of Player Development:

Ryan Holland (Ole Miss, 2019) – 2nd season

Director of Baseball Operations:

Luke Marbach (Texas A&M-Corpus Christi, 2020) – 1st season

Graduate Manager:

Scott Junck (Iowa, 2023) – 1st season

Director of Sports Performance:

Luke Bradford (Emporia State, 2002) – 13th season

Athletic Trainer:

Ken Wainwright (Nevada, 1998) – 20th season

Athletic Trainer:

Ali Leal (Texas, 2021) – 1st season

PRONUNCIATIONS

- ASHBY, Lenny.....ash-BEE
- BRASOSKY, Gavin.....bruh-SOW-ski
- CASHERO, Hunter.....KA-share-oh
- Cranford, COLLIER.....CALL-yer
- DOUGAN, Kolby.....DEW-gan
- Easley, J'BRIELL.....JAY-BRE-el
- GERETY, Tyler.....gare-uh-TEE
- JANS, Chase.....rhymes with "fans"
- KOSZEWSKI, Mike.....ka-ZOO-ski
- LETO, Luke.....LEE-doe
- Parker, BRIGDEN.....BRIG-den
- SHOJINAGA, Kodey.....show-GEE-nah-ga
- TYLICKI, JJ.....tuh-lick-KEE
- VOEGELE, Dominic.....VAGUE-lee



TEAM NOTES

DUTTON DEALING

RHP **Reese Dutton** was named to the National Collegiate Baseball Writers Association (NCBWA) Preseason All-America Second Team, the organization announced on Feb. 6. He was also named Big 12 Pitcher of the Week and Co-Newcomer of the Week on March 11. In addition, he received Big 12 Co-Newcomer of the Week on April 1.

Dutton, a senior transfer from USC Upstate, went 10-3 with a 3.29 ERA over 90.1 innings pitched in 2023 for the Spartans. He had 102 strikeouts compared to 30 walks in 15 starts. Dutton set the single-season program record at USC Upstate with his 102 strikeouts and tied the single-season program record with 10 wins. He was one of 22 Division I pitchers with 10 or more wins in 2023.

Dutton is the third Jayhawk in program history to receive NCBWA Preseason All-America honors. He joined Tony Thompson in 2010 and Jonah Ulane in 2022, who each were named to the second team.

Dutton earned the win in six consecutive starts from Feb. 23-March 28:
 vs. Texas State on Feb. 23 (5.0 IP, 4 H, 2 R, 1 ER, 1 BB, 5 SO)
 vs. Texas Southern on March 1 (W, 7.0 IP, 3 H, 2 R, 0 ER, 4 BB, 7 SO)
 vs. #3 TCU on March 8 (W, 7.0 IP, 4 H, 1 R, 2 BB, 8 SO)
 at Cincinnati on March 15 (W, 6.0 IP, 6 H, 4 R, 3 ER, 2 BB, 6 SO)
 vs. UCF on March 22 (W, 7.0 IP, 6 H, 2 R, 0 BB, 2 SO)
 at BYU on March 28 (W, 8.0 IP, 6 H, 1 R, 1 BB, 12 SO)

Dutton is tied for second in the Big 12 in wins (7), is second in innings pitched (74.2), fourth in ERA (3.50) and tied for ninth in strikeouts (70).

COLLEGE FIRST

Freshman RHP **Dominic Voegelé** was drafted by the Arizona Diamondbacks in the 20th round of the 2023 MLB Draft this past summer. However, he decided to come play at KU instead of signing a pro contract.

Voegelé was ranked the No. 5 pitcher in the state of Illinois, and the No. 9 overall prospect in the state according to Prep Baseball Report. He was an all-state selection in 2022 and 2023.

Voegelé has started the second game every weekend and currently boasts an impressive 3.55 ERA as a true freshman, which ranks eighth in the nation among all freshmen. He has allowed three earned runs or less in 11 of his 13 starts. Voegelé is tied for second in the Big 12 in wins (7), is fifth in innings pitched (71.0), sixth in ERA (3.55), eighth in opponent batting average (.235) and tied for ninth in strikeouts (70).

He earned his first career win vs. Texas Southern on March 2 as he allowed only one hit in 5.2 innings of work while striking out a then-career-high seven batters.

TOP 5 SERIES WIN

Kansas won its series against #3 TCU from March 8-10 in Lawrence. The series win was the program's first series victory against a top-five ranked opponent since 2010 at #1 LSU and the first at home since 2009 vs. #1 Texas.

Kansas won on Friday night and Saturday afternoon to capture its first conference opening series victory since 2014 at #10 Texas. The Jayhawks won their first conference opener since the 2015 season at #17 Texas Tech (W, 7-4). Kansas won its second series all-time against TCU, including its first in Lawrence.

SHOJ TIME

INF **Kodey Shojinaga** posted the seventh-highest regular-season batting average (.378) amongst true freshman in Division I baseball in 2023. That helped him in being named a Collegiate Baseball Newspaper Freshman All-American, the Big 12 Co-Freshman of the Year, an All-Big 12 Second Team infielder and a Big 12 All-Freshman Team unanimous selection. He became the first Kansas player to be awarded Big 12 Freshman of the Year.

Shojinaga led the team in batting average (.378), hits (74), multi-hit games (20), on-base percentage (.421) and OPS (.947) in 2023, before earning an invite to training camp with USA Baseball's Collegiate National Team.

Shojinaga leads the team in doubles (18) and hits (69) on the team in 2024. He has five games with four hits this season.

ALL ABOUT GETTING BETTER

Under second-year coaching staff Dan Fitzgerald, Brandon Scott, Tyler Hancock and Jon Coyne, Kansas has seen improvement as a team statistically, first in 2023 and now in 2024. The staff helped increase the team's win total by five games overall and doubled the team's win total in conference play in their first season in 2023. Below are team statistics comparisons from 2022 to 2023 to 2024.

Kansas posted a batting average of .277 with 544 hits in 2023, which were both the most since 2014 (.283 with 583 hits). The 116 doubles, 361 runs and 340 RBIs were all the most since 2010, while the 201 extra-base hits marked the most since 2009 (205).

Kansas lowered its ERA by 1.75 runs per game in 2023. That was the biggest decrease from one season to the next since lowering the ERA by 1.84 runs per game from 2016 to 2017.

Kansas tied for first in the Big 12 with 46 double plays turned during the regular season in 2023. That also ranked 25th in the nation.

| YEAR-BY-YEAR COMPARISON (TEAM) | | | |
|--------------------------------|-------|-------|-------|
| Team Statistic | 2022 | 2023 | 2024 |
| Record | 20-35 | 25-32 | 29-18 |
| Big 12 Record | 4-20 | 8-16 | 15-12 |
| Batting Average | .270 | .277 | .306 |
| On-Base % | .356 | .367 | .408 |
| Slugging % | .425 | .460 | .506 |
| Home Runs | 55 | 75 | 65 |
| ERA | 7.96 | 6.21 | 4.63 |

HITS FOR TEACHERS

INF **Michael Brooks** started a campaign prior to the start of the 2023 season to personally donate \$20 for every hit he had last season to Lawrence Schools Foundation to provide school supplies for teachers and students. He finished the 2023 season with 59 hits, making his donation \$1,180.

Brooks has decided to continue that initiative for the 2024 season. He is donating \$20 for every hit and will make a \$40 donation for each home run. This season, he has 46 hits, eight of which are home runs, to bring his current donation total to \$1,080. Brooks currently has an 18-game hitting streak, which is the longest by a Jayhawk this season and has raised his batting average from .279 to .331.

TEAM NOTES

BEST TRANSFER CLASS IN THE BIG 12

D1Baseball ranked the Kansas transfer class for this season as the No. 9 transfer class in the country and the best in the Big 12 on Jan. 9.

After receiving the No. 1-ranked junior college recruiting class in December 2022, Fitzgerald and his staff attacked the transfer portal following the 2023 season. With the combination of the five junior college transfers who received the No. 1 ranking and the eight transfers brought in this past summer, Kansas landed in the top 10 of D1Baseball's rankings.

| DIBASEBALL'S NO. 9 RANKED TRANSFER CLASS | |
|--|---|
| Grant Adler | RHP // Derby HS/Cowley County Community College/Wichita State |
| Lenny Ashby | OF // Maria College Mavo/Odessa College/New Mexico |
| Tegan Cain | RHP // Ellis HS/Barton Community College |
| JD Callahan | RHP // West Ranch HS/UC Santa Barbara |
| Cooper Combs | OF // Springdale HS/Johnson County Community College |
| Chase Diggins | SS // Doshisha International School, Kyoto/Odessa College |
| Reese Dutton | RHP // Kenosha Tremper HS/Heartland Community College/USC Upstate |
| Ben Hartl | C // Springfield HS/Heartland Community College |
| Ethan Lanthier | RHP // Northfield HS/St. Cloud State |
| John Nett | OF // Kimberly HS/St. Cloud State |
| Brigden Parker | LHP // Holly HS/Cowley County Community College |
| Evan Shaw | LHP // Fridley HS/Minnesota State/Cochise College |
| Patrick Steitz | RHP // Liberty HS/Central Arizona College |

GRAND SLAMMING

Kansas has hit six grand slams this season, including three in the last five games. The six grand slams are the most for the program since at least 1987. A list of the grand slams include:

- Kodey Shojinaga – Feb. 16 vs. Illinois-Chicago
- Jake English – Feb. 18 vs. Illinois-Chicago
- Collier Cranford – March 22 vs. UCF
- Kodey Shojinaga – April 14 vs. Pacific
- Jake English – April 20 at Baylor
- Ben Hartl – April 21 at Baylor

Kansas has two players with a grand slam in the same season for the first time since at least 1987.

DIVISION II DUO

Senior OF **John Nett** and junior RHP **Ethan Lanthier** each transferred to Kansas from St. Cloud State for the 2024 season. Nett spent four years in the program and hit .394 with 228 hits in 148 career games. He was named a Third-Team All-American by ABCA/Rawlings and NCBWA in 2023. Lanthier was in the St. Cloud program for two years and posted a 7-2 record with a 3.67 ERA in 29 appearances. Last summer, Lanthier pitched in the Cape Cod League and was named an All-Star.

Nett has started all 47 games in center field and has reached base safely 44 of 47 games this season. He has 21 multi-hit games this season which is the most on the team. Lanthier has made 17 appearances this season and has a 4-0 record with a 4.73 ERA.

GETTING THE JOB DONE

This season, Kansas is hitting .677 (88-for-130) with a runner on third and less than two outs. The Jayhawks also have a .320 batting average (171-for-534) with runners in scoring position.

SWEEPING THROUGH THE MOUNTAINS

Kansas earned a three-game series sweep at BYU from March 28-30. The sweep at BYU was the first on the road since April 25-27, 2014 at Baylor.

Kansas swept both games of Friday's doubleheader. It was the second doubleheader sweep this season (March 2 vs. Texas Southern). The last time Kansas swept a doubleheader on the road against a Big 12 team was March 22, 1997 at Iowa State.

KARBACH ROUND ROCK CLASSIC ALL-TOURNAMENT TEAM

Catcher Jake English, infielder Michael Brooks and outfielder Lenny Ashby were all named to the Karbach Round Rock Classic All-Tournament Team on Feb. 25.

English slashed .545/.615/.818 (6-for-11) with a home run, three RBIs, five runs scored and two walks in three games. Brooks hit .500/.462/.667 (6-for-12) with two doubles, four RBIs and a run scored in three starts at third base. Ashby had a pair of home runs on the weekend, drove in three RBIs, scored three runs and drew three walks.

PRESEASON ALL-BIG 12

The Kansas duo of sophomore **Kodey Shojinaga** and senior **Janson Reeder** were named to the Preseason All-Big 12 Baseball Team on Jan. 24 by the league's coaches.

Shojinaga, a freshman All-American and the Big 12 Co-Freshman of the Year in 2023, returns for his second season after setting a Kansas freshman record with a .378 batting average. He also posted a .418 batting average and recorded 41 hits in conference games, which were both a league best.

Reeder earned the preseason honor following a selection to the ABCA/Rawlings All-Central Region Second Team and All-Big 12 First Team as a designated hitter a season ago. He led the team in slugging percentage (.558) and hit by pitches (10) and was tied for the most doubles (16) and triples (2) on the team.

2024 ROSTER MAKEUP

The 2024 roster is comprised of 22 returners and 20 newcomers (14 transfers, six freshmen). There are five players remaining on the roster from the 2022 season (**Jake Baker, Jake English, Kolby Dougan, Chase Jans, Tyler Gerety**).

BIG 12 BASEBALL PRESEASON POLL

Kansas was picked to finish eighth in the Big 12 Preseason poll as voted on by the league's coaches.

1. TCU (11) - 143
2. Texas (2) - 131
3. Oklahoma State - 119
4. Texas Tech - 107
5. Kansas State - 98
- T6. Oklahoma - 85
- T6. West Virginia - 85
- 8. KANSAS - 67**
9. Houston - 56
10. UCF - 45
11. Baylor - 36
- T12. BYU - 21
- T12. Cincinnati - 21



TEAM NOTES

WHAT THEY'RE SAYING

Prior to the start of the season, Fitzgerald and his program have received praise on the national level. Below are comments from D1Baseball and Baseball America.

“What Fitz and his coaching staff are building in Lawrence is mighty impressive. Fitz earned a strong reputation as an elite recruiter before his time at KU, and he has only continued that process while at KU. Jon Coyne also does an excellent job of evaluating and hitting the JUCO ranks hard. With the team the Jayhawks should have in 2024, the future is obviously very bright for that program.” – Kendall Rogers, D1Baseball

“I’m excited about this season of Kansas baseball. Coming off a solid first season under Dan Fitzgerald, the Jayhawks look like a team on the rise in a very competitive Big 12. With co-Big 12 Freshman of the Year Kodey Shojinaga and Chase Jans returning in the lineup and a bevy of talented newcomers joining the mix, this team is more than ready to take another step forward in 2024.” – Teddy Cahill, Baseball America

MR. SPORTSCENTER

OF **Chase Jans** appeared on SportsCenter’s Top 10 plays three separate times in 2023 and already once in 2024. Jans had the No. 2 play on April 14, 2023 vs. K-State, the No. 3 play on May 11, 2023 at Samford, the No. 7 play on May 24, 2023 vs. Texas and the No. 7 play on March 29, 2024 at BYU.

Jans was selected to the All-Big 12 Second Team after a breakout 2023 season. The Overland Park, Kansas, native hit .314 with 13 doubles, 10 home runs and 50 RBIs. He finished second on the team in slugging percentage (.531), hits (65) and RBIs (50).

SETTING RECORDS IN THE CLASSROOM

The baseball program set a record with a 3.61 GPA for the fall 2023 semester.

KEEP YOUR EYE OUT

- D1Baseball Big 12 top 2024 MLB Draft Prospects: No. 16 RHP **Ethan Lanthier**, No. 19 INF **Kodey Shojinaga**, No. 41 LHP **Evan Shaw**, No. 47 OF **Chase Jans**
- D1Baseball Big 12 Impact Freshmen: No. 6 RHP **Dominic Voegelé**
- Perfect Game Big 12 top 2024 MLB Draft prospects: No. 17 INF **Kodey Shojinaga**, No. 34 OF **Chase Jans**, No. 51 RHP **Ethan Lanthier**, No. 52 INF **Michael Brooks**
- D1Baseball Top 150 starting pitchers: No. 85 RHP **Reese Dutton**, No. 94 RHP **Grant Adler**, No. 120 **Dominic Voegelé**
- D1Baseball Top 100 outfielders: No. 48 **Lenny Ashby**, No. 94 **Chase Jans**
- D1Baseball Top 50 Relievers: No. 34 RHP **Ethan Lanthier**
- D1Baseball Top 50 Second Basemen: No. 12 **Kodey Shojinaga**
- D1Baseball Top 50 Third Basemen: No. 41 **Michael Brooks**
- D1Baseball Top 130 Transfers: No. 50 RHP **Ethan Lanthier**, No. 80 **Grant Adler**, No. 123 **Reese Dutton**

SET TO LAUNCH

Kansas tied the program record with 75 home runs in 2023. The record was set in 2006. Kansas had four players with at least 10 home runs in 2023 (**Cole Elvis**, **Janson Reeder**, **Chase Jans**, **Jake English**). The last time Kansas had four players with double-digit home runs in a single

season was 2003 (Casey Spanish, Travis Metcalf, Ryan Baty, Kevin Wheeler).

Kansas had 21 games with multiple home runs, which tied the program record from 2004. Kansas tied the program record for the most home runs hit in a game with seven on Feb. 26, 2023 vs. Oakland. The record was set in 1984.

2023 POSTSEASON AWARD WINNERS

Kansas had five Jayhawks receive conference honors, including true freshman INF **Kodey Shojinaga** being named Big 12 Co-Freshman of the Year, the first in program history to receive the accolade.

- INF **Kodey Shojinaga**, Big 12 Co-Freshman of the Year, All-Big 12 Second Team, Big 12 All-Freshman Team
- DH **Janson Reeder**, ABCA/Rawlings All-Central Region Second Team, All-Big 12 First Team
- RHP **Collin Baumgartner**, All-Big 12 Second Team
- INF **Cole Elvis**, All-Big 12 Second Team
- OF **Chase Jans**, All-Big 12 Second Team

BACK-TO-BACK NO. 1 JUCO CLASSES

After receiving the first-ever No. 1-ranked junior college recruiting class in program history in November 2022, less than five months after Fitzgerald and his staff were hired, the staff assembled another No. 1 JUCO recruiting class in November 2023.

The class from November 2022 that made their Kansas debuts this season and include: **Cooper Combs** (Johnson County Community College), **Ben Hartl** (Heartland Community College), **Evan Shaw** (Cochise College) and **Patrick Steitz** (Central Arizona College).

The most recent No. 1-ranked class will join the team for the 2024-25 academic year. That group features Maddox Burkitt (Johnson County Community College), Ángel Cano Orozco (Western Oklahoma State College), Kannon Carr (Jefferson College), Derek Cerda (Western Oklahoma State College), Porter Conn (Lincoln Land Community College), Brian Hallum (Dodge City Community College), Naun Haro (College of Southern Nevada) and TJ Williams (Heartland Community College).

SERIES HISTORY

Kansas and Texas have met in baseball on 91 occasions all-time. Texas leads the all-time series 60-31. Kansas went 2-2 against Texas last season, including a 6-3 victory against the No. 1-seeded Longhorns in the conference tournament on May 24, 2023. Janson Reeder hit a go-ahead grand slam in the 7th inning to break a 2-2 tie.

UP NEXT

Kansas will head to the Phillips 66 Big 12 Championship in Arlington, Texas at Globe Life Field. Dates and opponents will be determined following the conclusion of the regular season.

SERIES INFORMATION, AWARDS, BIG 12 STANDINGS

SERIES HISTORY vs. TEXAS

| | | | |
|--|---------------------------------|--------------------|------------------|
| Overall: Texas leads, 60-31 | LAST FIVE MEETINGS (2-3) | | |
| In Lawrence: Texas leads, 24-18 | 5/24/2023 | Kansas 6, Texas 3 | Arlington, Texas |
| In Austin: Texas leads, 32-10 | 5/7/2023 | Texas 7, Kansas 6 | Lawrence, Kan. |
| At Neutral Site: Series tied, 3-3 | 5/6/2023 | Texas 6, Kansas 2 | Lawrence, Kan. |
| Streak: Kansas, 1 win | 5/5/2023 | Kansas 10, Texas 4 | Lawrence, Kan. |
| | 5/21/2022 | Texas 11, Kansas 6 | Austin, Texas |

STATISTICAL COMPARISON

| Kansas | OFFENSE | Texas |
|--------|--------------------------|-------|
| .306 | BATTING AVERAGE | .290 |
| .408 | ON-BASE % | .377 |
| .506 | SLUGGING % | .535 |
| 7.53 | RUNS/GAME | 7.38 |
| 10.51 | HITS/GAME | 10.08 |
| 119 | DOUBLES | 117 |
| 5 | TRIPLES | 8 |
| 65 | HOME RUNS | 103 |
| 5.19 | WALKS/GAME | 4.0 |
| 6.74 | STRIKEOUTS/GAME | 9.12 |
| 23-28 | STOLEN BASES-ATT. | 40-50 |
| | PITCHING/DEFENSE | |
| 4.63 | ERA | 4.94 |
| 5.32 | RUNS ALLOWED/GAME | 5.42 |
| 0 | COMPLETE GAMES | 1 |
| 6 | SAVES | 11 |
| 3.94 | WALKS/GAME | 4.35 |
| 9.13 | STRIKEOUTS/GAME | 8.06 |
| .264 | OPPONENT AVG. | .263 |
| .970 | FIELDING % | .974 |
| 51 | ERRORS | 51 |
| 44 | DOUBLE PLAYS | 34 |

2024 INDIVIDUAL SEASON AWARDS

| Date | Name | Award |
|----------|-----------------|--|
| Feb. 19 | Kodey Shojinaga | Big 12 Co-Player of the Week |
| Feb. 25 | Jake English | Karbach Round Rock Classic All-Tournament Team |
| Feb. 25 | Michael Brooks | Karbach Round Rock Classic All-Tournament Team |
| Feb. 25 | Lenny Ashby | Karbach Round Rock Classic All-Tournament Team |
| March 4 | Lenny Ashby | Big 12 Co-Newcomer of the Week |
| March 11 | Reese Dutton | Big 12 Pitcher of the Week & Co-Newcomer of the Week |
| April 1 | Jake English | Big 12 Player of the Week |
| April 1 | Reese Dutton | Big 12 Co-Newcomer of the Week |
| April 3 | Jake English | D1Baseball Midseason Second Team All-American (catcher) |
| April 3 | Dominic Voegele | Perfect Game Midseason Second Team Freshman All-American |
| April 15 | John Nett | Big 12 Newcomer of the Week |

2024 NEWCOMERS (PITCHERS)

| Pos. No. | Name (Previous School) | Yr. |
|----------|--|-------|
| RHP 39 | Grant Adler (Wichita State) | Sr. |
| RHP 40 | Tegan Cain (Barton Community College) | Jr. |
| RHP 23 | JD Callahan (UC Santa Barbara) | Gr. |
| RHP 41 | Kasey Crawford (Olathe West HS) | Fr. |
| RHP 31 | Reese Dutton (USC Upstate) | Sr. |
| RHP 45 | J'Briell Easley (Cowley CC) | R-Jr. |
| RHP 50 | Ethan Lanthier (St. Cloud State) | Jr. |
| RHP 11 | Cooper Moore (Bixby HS) | Fr. |
| LHP 48 | Brigden Parker (Cowley CC) | Jr. |
| LHP 57 | Evan Shaw (Cochise College) | Jr. |
| RHP 36 | Patrick Steitz (Central Arizona College) | Jr. |
| RHP 12 | Dominic Voegele (Columbia HS) | Fr. |

2024 NEWCOMERS (POSITION PLAYERS)

| Pos. No. | Name (Previous School) | Yr. | B/T |
|----------|----------------------------------|-----|-----|
| OF 52 | Lenny Ashby (New Mexico) | Sr. | L/L |
| INF 4 | Brady Blake (Indianola HS) | Fr. | R/R |
| OF 14 | Cooper Combs (Johnson County CC) | Jr. | R/R |
| INF 8 | Chase Diggins (Odessa College) | Jr. | R/R |
| C 25 | Ben Hartl (Heartland CC) | Jr. | R/R |
| OF 29 | John Nett (St. Cloud State) | Sr. | R/R |
| OF 30 | Colton Wemhoff (Rockhurst HS) | Fr. | R/R |
| INF 1 | Ty Wisdom (Liberty North HS) | Fr. | L/R |

BIG 12 STANDINGS

BIG 12

| | Record | % | Home | Away | Stk |
|----------------|--------------|-------------|------------|------------|-----------|
| Oklahoma | 21-6 | .778 | 11-4 | 10-2 | W6 |
| Oklahoma State | 17-9 | .654 | 12-2 | 5-7 | W3 |
| West Virginia | 17-10 | .630 | 11-4 | 6-6 | W2 |
| Texas | 17-10 | .630 | 7-5 | 10-5 | W1 |
| Cincinnati | 16-11 | .593 | 9-3 | 7-8 | W5 |
| KANSAS | 15-12 | .556 | 8-7 | 7-5 | W2 |
| TCU | 13-14 | .481 | 7-5 | 6-9 | W3 |
| Kansas State | 13-14 | .481 | 7-5 | 6-9 | L2 |
| UCF | 12-14 | .462 | 8-7 | 4-7 | L1 |
| Texas Tech | 12-17 | .414 | 9-6 | 3-11 | L8 |
| Baylor | 9-18 | .333 | 5-7 | 4-11 | L11 |
| Houston | 7-19 | .269 | 4-7 | 3-12 | L2 |
| BYU | 6-21 | .222 | 2-13 | 4-8 | L12 |

OVERALL

| | Record | % | Home | Away | Neut | Stk |
|----------------|--------------|-------------|-------------|------------|------------|-----------|
| Oklahoma | 32-17 | .653 | 18-10 | 12-4 | 2-3 | W6 |
| Oklahoma State | 34-16 | .680 | 21-5 | 10-10 | 3-1 | W3 |
| West Virginia | 31-19 | .620 | 17-6 | 12-13 | 2-0 | W2 |
| Texas | 32-20 | .615 | 21-12 | 11-5 | 0-3 | W1 |
| Cincinnati | 30-21 | .588 | 17-6 | 10-15 | 3-0 | W5 |
| KANSAS | 29-18 | .617 | 17-8 | 9-6 | 3-4 | W2 |
| TCU | 30-17 | .638 | 20-6 | 7-11 | 3-0 | L1 |
| Kansas State | 29-21 | .580 | 18-6 | 9-14 | 2-1 | L2 |
| UCF | 31-17 | .646 | 21-9 | 10-8 | 0-0 | L1 |
| Texas Tech | 30-22 | .577 | 22-7 | 5-13 | 3-2 | L5 |
| Baylor | 21-29 | .420 | 16-14 | 5-12 | 0-3 | L3 |
| Houston | 25-26 | .490 | 20-10 | 4-14 | 1-2 | L2 |
| BYU | 19-29 | .396 | 8-14 | 10-13 | 1-2 | L3 |



COACH FITZGERALD



DAN FITZGERALD,

an elite recruiter, player developer, coach and ascending figure in college baseball, was named the Kansas Baseball Head Coach on June 15, 2022. Fitzgerald enters his second season with the Jayhawks in 2024.

In his first year directing the program, Kansas doubled its conference win total and improved its overall win total by five games. The Jayhawks qualified for the Big 12 Championship for the first time since 2021 and won their first game in the tournament since 2019, knocking off No. 1 Texas.

Offensively, Kansas tied the program record with 75 home runs in 2023, with four players hitting at least 10 home runs for the first time since 2003. The Jayhawks also posted their highest batting average and most hits since 2014, while they also tallied their most doubles, runs and RBIs since 2010.

On the mound, Kansas lowered its ERA by 1.75 runs per game from 2022 to 2023. Defensively, Kansas tied for first in the Big 12 with 46 double plays turned during the regular season. That also ranked 25th in the nation.

Under Fitzgerald and his staff, Collin Baumgartner and Cole Elvis both went on to sign professional contracts following the 2023 season. Baumgartner and Elvis each transferred to Kansas to utilize their final year of eligibility.

Fitzgerald and his staff have had success on the recruiting trail since coming to Lawrence. In November 2022, less than five months after Fitzgerald and his staff were hired, they assembled the No. 1 JUCO recruiting class. The No. 1 ranking by Perfect Game was the Jayhawks' first-ever top ranked recruiting class. The staff followed that up by earning the No. 1 JUCO recruiting class for a second consecutive year in November 2023. An aggressive approach to the transfer portal also earned Kansas the No. 9-ranked transfer class and the best in the Big 12 by D1Baseball in January 2024.

Fitzgerald arrived at Kansas following one year at LSU in 2022, where he served as an assistant coach and recruiting coordinator, helping lead the Tigers to a 40-win season and an NCAA Regional final appearance. His time in Baton Rouge was preceded by a successful nine-year tenure at Dallas Baptist as both an assistant coach, associate head coach and recruiting coordinator.

At DBU, Fitzgerald had a major hand in bringing unprecedented success to the Patriots program. In his nine seasons with the program, Dallas Baptist played in seven NCAA Regionals, won three regular-season conference championships and won three conference tournaments.

Fitzgerald came to Lawrence with a sterling reputation in player development and recruiting, along with deep Midwestern ties, having served as a head coach at Des Moines Area Community College for five seasons and spending five seasons as an assistant in the region.

During his nine seasons at Dallas Baptist (2012-21), Fitzgerald played a major role in the Patriots developing and recruiting some of the top talent in the

country. He helped recruit and develop 57 Major League Baseball Draft picks, 20 of those being Top-10 picks, nine All-Americans, eight freshman All-Americans, 80 all-conference selections and two conference players of the year.

Dallas Baptist tallied 270 victories from 2015-21, which was the fifth-most by a Division I baseball program during that span. The Patriots, known best for their explosive offense, ranked in the top 25 nationally in home runs in each season during Fitzgerald's time at Dallas Baptist. The team held a top 25 ranking in a total of 51 offensive categories across his nine seasons.

With the Patriots proving to be one of the top programs nationally, Fitzgerald was promoted from assistant coach to associate head coach in June 2016. Dallas Baptist posted a 341-168 (.670) record during his tenure with six seasons of at least 40 wins. Fitzgerald helped land some of the top prep players nationally, by being able to recruit throughout the country, thanks to his trusted relationships and proven track record, which he now brings to Kansas.

Fitzgerald has earned respect among his peers. In a survey of 90 head coaches conducted by Baseball America in 2020, Fitzgerald was rated No. 7 on a list of assistant coaches from across the nation that will one day make the best head coach. Baseball America also rated Fitzgerald as the No. 7 assistant coach in the nation in 2018, while D1Baseball ranked him as the 17th-best recruiter in the country in 2016.

Prior to his time at LSU and Dallas Baptist, Fitzgerald was the head coach at Des Moines Area Community College (2008-12). In his five years at DMACC, Fitzgerald was awarded Coach of the Year honors by 13 different publications. His team's won five consecutive conference championships and advanced to the Junior College World Series on four separate occasions.

Fitzgerald also had 36 players sign with Division I programs, nine student-athletes be named Junior College All-Americans, including the 2009 National Player of the Year. His program finished with at least 40 wins in every season and compiled a 249-73 (.773) record over the five-year stretch.

Fitzgerald's coaching career began in 2000 at Iowa as a volunteer assistant coach. He then interned with the Minnesota Twins scouting department (2002) before returning to coaching as an assistant at North Iowa Area Community College (2003-04), Flagler College (2005-06) and Des Moines Area Community College (2007-08).

In addition to coaching at schools, Fitzgerald has spent time as a head coach in top summer leagues around the country. That includes a stint in 2004 as the Field Manager for Athletes in Action in Alaska, the sport ministry of Campus Crusade for Christ.

A native of Edina, Minnesota, Fitzgerald attended and played baseball at the University of St. Thomas in St. Paul, Minnesota, and the University of Wisconsin-River Falls before graduating with a degree in English from the University of Minnesota in 2000. Most recently, he earned a Masters of Education in Kinesiology from Dallas Baptist in 2016. Fitzgerald and his wife, Kelly, have three sons – Will, Max and Ben.

THE FITZGERALD FILE

| | |
|--------------------|---|
| Position: | Head Coach |
| Alma Mater: | Minnesota, 2000 Dallas Baptist, 2016 |
| Wife: | Kelly |
| Children: | Will, Max, Ben |

COACHING HISTORY

| | |
|---------------------|--|
| 2022-Present | Kansas (Head Coach) |
| 2021-22 | LSU (Asst. Coach/Recruiting Coord.) |
| 2016-21 | Dallas Baptist (Assoc. Head Coach/Recruiting Coord.) |
| 2012-16 | Dallas Baptist (Asst. Coach/Recruiting Coord.) |
| 2008-12 | Des Moines Area Community College (Head Coach) |
| 2007-08 | Des Moines Area Community College (Asst. Coach) |
| 2004-06 | Flagler College (Asst. Coach) |
| 2003-04 | North Iowa Area Community College (Asst. Coach) |
| 2002 | Minnesota Twins (Scouting Intern) |
| 2000-01 | Iowa (Volunteer Asst. Coach) |

COACHING RECORD

| | |
|------------------|--------------------|
| Career | 54-50 (2nd season) |
| At Kansas | 54-50 (2nd season) |



NEW ERA OF KANSAS BASEBALL

Head Coach Dan Fitzgerald was named the new leader of Kansas Baseball on June 15, 2022. Since taking over the program, Kansas has started to build a foundation for the future. Below is a timeline of program accomplishments under Fitzgerald and his coaching staff.

June 23, 2022

Brandon Scott (pitching), Tyler Hancock (hitting) and Jon Coyne (recruiting coordinator) are announced as assistant coaches.

August 24, 2022

Kansas announces the addition of 18 transfers.

August 31, 2022

Baseball America ranks Kansas with the No. 25 transfer class in the country.

November 17, 2022

Kansas signs 13 to its 2023 recruiting class (8 JUCO, 5 high school).

November 24, 2022

The JBB ranks Kansas with the No. 1 JUCO recruiting class. The group who make up the No. 1 ranking will join the team for the 2023-24 academic year and make their Kansas debuts for the 2024 season.

December 9, 2022

Perfect Game also ranks Kansas with the No. 1 JUCO recruiting class.

January 5, 2023

D1Baseball ranks Kansas with the No. 24 transfer class in the country for the 2023 season.

February 17, 2023

Kansas defeats Valparaiso 5-1 in its first game under Head Coach Dan Fitzgerald.

March 29 – April 8, 2023

Kansas goes on a season-long seven-game winning streak, which included a series win at No. 19 West Virginia.

May 23, 2023

Kodey Shojinaga is named Big 12 Co-Freshman of the Year, becoming the first Kansas player to win Big 12 Freshman of the Year in program history.

May 24, 2023

Kansas defeats No. 1-seeded and nationally ranked Texas in the first round of the Big 12 Championship.

May 26, 2023

Kansas finishes its first season under Fitzgerald with a 25-32 overall record and an 8-16 mark in conference play. The Jayhawks doubled their conference win total and improved their overall win total by five games. KU also tied the program record with 75 home runs.

August 28, 2023

Kansas makes nine additions to its roster, including the addition eight transfers.

November 20, 2023

The JBB ranks Kansas with the No. 1 JUCO recruiting class for the second consecutive year. The group who make up the No. 1 ranking will join the team for the 2024-25 academic year and make their Kansas debuts for the 2025 season.

December 29, 2023

Kansas sets a program record with a 3.61 GPA during the 2023 fall semester.

January 9, 2024

D1Baseball ranks Kansas with the No. 9 transfer class in the country and the best in the Big 12.

January 17, 2024

Kansas signs 12 to its 2024 recruiting class (8 JUCO, 4 high school).

March 9, 2024

Kansas clinches a series win against #3 TCU and stretches its winning streak to six games. The series win was the first against a top-five ranked opponent since the 2010 season. Also, the series victory was the first conference opening series win since 2014.

COACHING STAFF



BRANDON SCOTT

Asst. Coach/Pitching Coach
Mound Visits



TYLER HANCOCK

Asst. Coach/Hitting Coach
Third Base Coach



JON COYNE

Asst. Coach/Recruiting Coord.



RYAN HOLLAND

Director of Player Development



JAYHAWKS AS MANAGERS IN MLB



ROB THOMSON

2022-Present

Sarnia, Ontario, Canada
Philadelphia Phillies

Playing/Coaching History

- 1982 – St. Clair County Community College (Mich.)
- 1983-85 – University of Kansas
- 1985-88 – Detroit Tigers (player)
- 1988-89 – Detroit Tigers (coach)
- 1990-2017 – New York Yankees
- 2018-Present – Philadelphia Phillies

KANSAS CAREER (1983-85)

- Played three seasons as a catcher at Kansas
- Highest single-season batting average in program history in 1984 (.443)
- Career .369 hitter (fifth-highest career batting average in program history)
- Career .570 slugging percentage (sixth-highest career slugging percentage in program history)
- Career .448 on-base percentage (ninth-highest career on-base percentage in program history)
- Led the team and Big Eight Conference in hits (70), doubles (18) and batting average (.443) in 1984
- Led the team in hits (58), doubles (16), batting average (.389), runs (41), home runs (9), RBI (43), slugging percentage (.678) in 1985
- Awarded the Gib Francis MVP Award in 1984 and 1985 as voted on by his teammates
- Honorable All-Big Eight Mention in 1984, missing the first team by one vote
- Played one year as St. Clair County Community College (Mich.) in 1982 before transferring to Kansas

COACHING/MANAGING CAREER (1988-Present)

- Led the Phillies to the 2022 World Series and the 2023 NLCS; National League Champions in 2022
- Interim tag removed from his title on October 10, 2022; given a two-year contract extension
- Named the interim manager for the Phillies on June 3, 2022 following the dismissal of Joe Girardi
- Named Phillies bench coach on December 5, 2017; also in charge of coordinating spring training
- Spent 28 years as member of the New York Yankees organization (1990-2017), including 10 on the major league coaching staff as the bench coach (2008, 2015-17) and 3rd base coach (2009-14)
- Stood in as manager for Girardi for three games in 2008, and was believed to be the first Canadian to manage or stand in to manage a major league game since 1934 (Pittsburgh's George "Mooney" Gibson)
- Went 1-2 in those games as manager, although the totals counted toward Girardi's managerial record
- Served as New York's major league field coordinator in 2007 after spending three seasons (2004-06) as a special assignment instructor
- Was named New York's director of player development in 2000, holding the position until his promotion to vice president of minor league development prior to 2003
- Moved into New York's front office as a field coordinator in 1998 after spending two seasons (1996-97) as 3rd base coach for Columbus (AAA)
- Spent the 1995 season as manager of Oneonta (A) in the New York-Penn League after spending five years (1990-94) as a coach in New York's minor league system
- Joined the New York Yankees organization in 1990 as a 3rd base coach for Fort Lauderdale (A)
- Represented Detroit at an MLB clinic in 1989
- Coached briefly in Detroit's minor league system during the 1988 season



MILB PLAYING CAREER (1985-88)

- Selected by Detroit in the 32nd round of the June 1985 draft
- Played four minor league seasons in Detroit's farm system from 1985-88
- Made it as high as Class A in the Tigers minor league system
- Played in 136 games as a catcher, 55 at 3rd base, four at 1st base and one each at 2nd base and pitcher

CANADA PLAYING CAREER

- Member of the 1984 Canadian Olympic team in Los Angeles
- Played for the Canadian National team in the 1981 World Friendship Series
- All-Canadian selection in 1980 and 1981



KANSAS

| YEAR | SCHOOL | G | AB | R | H | 2B | 3B | HR | RBI | SB | AVG |
|------|---------------|-----|-----|----|-----|----|----|----|-----|----|------|
| 1983 | Kansas | 29 | 91 | 9 | 19 | 1 | 0 | 0 | 7 | 1 | .209 |
| 1984 | Kansas | 46 | 158 | 27 | 70 | 18 | 0 | 6 | 40 | 2 | .443 |
| 1985 | Kansas | 50 | 149 | 41 | 58 | 16 | 0 | 9 | 43 | 2 | .389 |
| | CAREER | 125 | 398 | 77 | 147 | 35 | 0 | 15 | 90 | 5 | .369 |

MILB (DETROIT TIGERS)

| YEAR | CLUB | G | AB | R | H | 2B | 3B | HR | RBI | SB | AVG |
|------|---------------|-----|-----|----|-----|----|----|----|-----|----|------|
| 1985 | Bristol | 2 | 5 | 0 | 0 | 0 | 0 | 0 | 0 | 0 | .000 |
| | Gastonia | 39 | 123 | 7 | 23 | 5 | 0 | 1 | 10 | 0 | .187 |
| 1986 | Gastonia | 94 | 298 | 42 | 75 | 11 | 1 | 4 | 38 | 1 | .252 |
| | Lakeland | 8 | 22 | 2 | 4 | 1 | 0 | 1 | 4 | 0 | .182 |
| 1987 | Lakeland | 71 | 206 | 21 | 47 | 12 | 0 | 1 | 22 | 2 | .228 |
| 1988 | Lakeland | 2 | 7 | 0 | 0 | 0 | 0 | 0 | 0 | 0 | .000 |
| | CAREER | 216 | 661 | 72 | 149 | 29 | 1 | 7 | 74 | 3 | .225 |

1



TY WISDOM

INF • Fr. • 6-0 • 195 • L/R • Kansas City, Mo. • Liberty North HS

Twitter/X: @tywisdom3 • Instagram: @tywisdom3

| SEASON HIGHS | | CAREER HIGHS | |
|---------------------|-------------------------------------|-------------------------------------|--|
| HITS | 4, vs West Virginia, 4/7/24 | 4, vs West Virginia, 4/7/24 | |
| DOUBLES | 1, 5x-last vs Wichita State, 5/1/24 | 1, 5x-last vs Wichita State, 5/1/24 | |
| TRIPLES | | | |
| HOME RUNS | 1, 4x-last vs Houston, 5/10/24 | 1, 4x-last vs Houston, 5/10/24 | |
| RBI | 3, vs West Virginia, 4/7/24 | 3, vs West Virginia, 4/7/24 | |
| RUNS | 3, vs Nebraska, 4/9/24 | 3, vs Nebraska, 4/9/24 | |
| WALKS | 3, vs Pacific, 4/14/24 | 3, vs Pacific, 4/14/24 | |
| STOLEN BASES | | | |

NOTES

- 3 HR in his last 6 games, including 2 HR at Kansas State
- 17-game on-base streak from 4/7-5/10/24
- 14 starts in RF, 5 starts at 2B, 2 starts at 1B, 2 starts at DH
- Reached base in 8 consecutive plate appearances 4/7-4/9/24
- 4-for-4, 2B, HR, 3 RBI, 2 R, BB vs. West Virginia 4/7/24; career high in hits, RBI, runs scored and hit his first career home run
- First career start came at first base vs. Washington State 2/24/24 (2-for-4, 2B, 2 RBI)
- Pinch-hit double in his first career AB vs. UIC 2/16/23
- Played four years of baseball at Liberty North High School
- Ranked the No. 1 second baseman in the state of Missouri by Prep Baseball Report
- Ranked the No. 12 overall prospect in the state of Missouri and the No. 109 second baseman nationally by Perfect Game
- Helped lead Liberty North High School to a state championship, district championship and conference championship in 2022
- Named All-State First Team (Utility), All-Conference First Team (Infield), Conference Player of the Year, 810 ESPY for Missouri Male High School Athlete of the Year, Collegiate Baseball All-American Second Team (2B/RHP) in 2022
- Hit .398 with 18 doubles, one triple, two home runs, 38 RBIs, 35 runs and 28 walks in 2022
- On the mound went 7-0 with a 0.69 ERA, four saves and 34 strikeouts over 30.2 IP in 2022
- All-State First Team (Utility) and All-Conference First Team (Infield) in 2021
- Also won the conference championship in 2021
- Batted .402 with five doubles, three triples, two home runs, 21 RBIs, 39 runs and 21 walks in 2021
- Tossed 25.0 innings and went 5-0 with a 0.56 ERA, three saves and 39 strikeouts compared to only four walks in 2021
- Academic All-State in 2021 and 2022
- Played one year of basketball in addition to baseball at Liberty North High School
- Played club ball for the Kansas City Royals Scout team

GAME-BY-GAME

#1 Wisdom, Ty - 28 games (All games)

| Date | Opponent | Pos | AB | R | H | RBI | 2B | 3B | HR | BB | SB | CS | HBP | SAC | SF | GDP | K | PO | A | E | Avg | |
|--------|---------------------|--------|------|----|----|-----|----|----|----|----|----|----|-----|-----|----|-----|---|----|----|----|-------|------|
| Feb 16 | vs Illinois-Chicago | ph | 1 | 1 | 1 | 0 | 1 | 0 | 0 | 0 | 0 | 0 | 0 | 0 | 0 | 0 | 0 | 0 | 0 | 0 | 1.000 | |
| Feb 17 | vs Illinois-Chicago | ph/1b | 1 | 0 | 0 | 0 | 0 | 0 | 0 | 0 | 0 | 0 | 0 | 0 | 0 | 0 | 0 | 0 | 0 | 0 | 0.500 | |
| Feb 24 | vs Washington State | *1b | 4 | 0 | 2 | 2 | 1 | 0 | 0 | 0 | 0 | 0 | 0 | 0 | 0 | 0 | 1 | 9 | 0 | 0 | .500 | |
| Feb 25 | vs Kentucky | *1b | 3 | 0 | 0 | 0 | 0 | 0 | 0 | 0 | 0 | 0 | 0 | 0 | 0 | 0 | 2 | 4 | 0 | 0 | .333 | |
| Mar 12 | MISSOURI | *dh | 2 | 0 | 0 | 0 | 0 | 0 | 0 | 0 | 0 | 0 | 0 | 0 | 0 | 0 | 1 | 0 | 0 | 0 | .273 | |
| Mar 17 | at Cincinnati | 2b | 0 | 0 | 0 | 0 | 0 | 0 | 0 | 0 | 0 | 0 | 0 | 0 | 0 | 0 | 0 | 0 | 0 | 0 | .273 | |
| Mar 23 | UCF-1 | ph | 1 | 0 | 0 | 0 | 0 | 0 | 0 | 0 | 0 | 0 | 0 | 0 | 0 | 0 | 1 | 0 | 0 | 0 | .250 | |
| Apr 03 | at Wichita State | ph/dh | 0 | 0 | 0 | 0 | 0 | 0 | 0 | 2 | 0 | 0 | 0 | 0 | 0 | 0 | 0 | 0 | 0 | 0 | .250 | |
| Apr 06 | WEST VIRGINIA | *of | 3 | 0 | 0 | 0 | 0 | 0 | 0 | 0 | 0 | 0 | 0 | 0 | 0 | 0 | 1 | 4 | 0 | 1 | .200 | |
| Apr 07 | WEST VIRGINIA | *of | 4 | 2 | 4 | 3 | 1 | 0 | 1 | 1 | 0 | 0 | 0 | 0 | 0 | 0 | 0 | 1 | 0 | 0 | .368 | |
| Apr 09 | NEBRASKA | *of | 3 | 3 | 1 | 1 | 0 | 0 | 2 | 0 | 0 | 0 | 0 | 0 | 0 | 0 | 0 | 2 | 0 | 0 | .364 | |
| Apr 12 | PACIFIC | *of | 4 | 1 | 3 | 1 | 1 | 0 | 0 | 1 | 0 | 0 | 0 | 0 | 0 | 0 | 0 | 2 | 0 | 0 | .423 | |
| Apr 13 | PACIFIC | *dh | 3 | 2 | 0 | 0 | 0 | 0 | 2 | 0 | 0 | 0 | 0 | 0 | 0 | 0 | 0 | 0 | 0 | 0 | .379 | |
| Apr 14 | PACIFIC | *of | 2 | 2 | 0 | 0 | 0 | 0 | 3 | 0 | 0 | 0 | 0 | 0 | 0 | 0 | 1 | 0 | 0 | 0 | .355 | |
| Apr 19 | at Baylor | *of | 2 | 0 | 1 | 0 | 0 | 0 | 0 | 0 | 0 | 0 | 0 | 0 | 0 | 0 | 0 | 1 | 0 | 1 | .364 | |
| Apr 20 | at Baylor | *of | 3 | 1 | 0 | 0 | 0 | 0 | 1 | 0 | 0 | 0 | 0 | 0 | 0 | 0 | 1 | 2 | 0 | 0 | .333 | |
| Apr 21 | at Baylor | *of | 3 | 0 | 0 | 0 | 0 | 0 | 1 | 0 | 0 | 0 | 0 | 0 | 0 | 0 | 0 | 0 | 0 | 0 | .308 | |
| Apr 23 | at Nebraska | *of/2b | 5 | 2 | 1 | 0 | 0 | 0 | 0 | 0 | 0 | 0 | 0 | 0 | 0 | 0 | 2 | 4 | 1 | 0 | .295 | |
| Apr 26 | TEXAS TECH | *2b | 3 | 0 | 0 | 0 | 0 | 0 | 1 | 0 | 0 | 0 | 0 | 0 | 0 | 0 | 1 | 1 | 1 | 2 | .277 | |
| Apr 27 | TEXAS TECH | *2b | 4 | 1 | 1 | 1 | 0 | 0 | 0 | 0 | 0 | 0 | 0 | 0 | 0 | 0 | 2 | 1 | 2 | 1 | .275 | |
| Apr 28 | TEXAS TECH | *2b | 3 | 1 | 0 | 0 | 0 | 0 | 1 | 0 | 0 | 0 | 0 | 0 | 0 | 0 | 1 | 2 | 1 | 0 | .259 | |
| May 01 | WICHITA STATE | *2b | 5 | 1 | 2 | 0 | 1 | 0 | 0 | 1 | 0 | 0 | 0 | 0 | 0 | 0 | 2 | 3 | 2 | 0 | .271 | |
| May 03 | at Kansas State | *2b | 3 | 1 | 1 | 1 | 0 | 0 | 1 | 0 | 0 | 0 | 0 | 0 | 0 | 0 | 1 | 0 | 3 | 0 | .274 | |
| May 04 | at Kansas State | *of | 4 | 0 | 2 | 0 | 0 | 0 | 0 | 0 | 0 | 0 | 0 | 0 | 0 | 0 | 0 | 1 | 0 | 0 | .288 | |
| May 05 | at Kansas State | *of | 4 | 1 | 1 | 1 | 0 | 0 | 1 | 0 | 0 | 0 | 0 | 0 | 0 | 0 | 1 | 2 | 0 | 0 | .286 | |
| May 10 | HOUSTON | *of | 4 | 1 | 1 | 2 | 0 | 0 | 1 | 0 | 0 | 0 | 0 | 0 | 0 | 0 | 2 | 1 | 0 | 0 | .284 | |
| May 11 | HOUSTON | *of | 4 | 0 | 0 | 0 | 0 | 0 | 0 | 0 | 0 | 0 | 0 | 0 | 0 | 0 | 3 | 1 | 0 | 0 | .269 | |
| May 12 | HOUSTON | *of | 4 | 0 | 2 | 1 | 0 | 0 | 0 | 0 | 0 | 0 | 0 | 0 | 0 | 0 | 0 | 2 | 0 | 0 | .280 | |
| Totals | | | 23gs | 82 | 20 | 23 | 13 | 5 | 0 | 4 | 16 | 0 | 0 | 0 | 0 | 0 | 1 | 24 | 42 | 11 | 3 | .280 |

On base pct. .398 • Slugging pct. .488

KANSAS CAREER STATS

| Year | avg | gp-gs | ab | r | h | 2b | 3b | hr | rbi | tb | slg% | bb | hbp | so | gdp | ob% | sf | sh | sb-att | po | a | e | fld% |
|-------|------|-------|----|----|----|----|----|----|-----|----|------|----|-----|----|-----|------|----|----|--------|----|----|---|------|
| 2024 | .280 | 28-23 | 82 | 20 | 23 | 5 | 0 | 4 | 13 | 40 | .488 | 16 | 0 | 24 | 1 | .398 | 0 | 0 | 0-0 | 42 | 11 | 3 | .946 |
| TOTAL | .280 | 28-23 | 82 | 20 | 23 | 5 | 0 | 4 | 13 | 40 | .488 | 16 | 0 | 24 | 1 | .398 | 0 | 0 | 0-0 | 42 | 11 | 3 | .946 |



2



MIKE KOSZEWSKI

OF • R-Jr. • 5-11 • 180 • L/L • Oakbrook, Ill. • Montini Catholic HS/Cincinnati/Wabash Valley College
 Twitter/X: @mikekoszewski • Instagram: @michael_kazoo

| SEASON HIGHS | | CAREER HIGHS | |
|---------------------|-------------------------------------|--------------------------------------|--|
| HITS | 3, at Baylor, 4/21/24 | 3, 4x-last at Baylor, 4/21/24 | |
| DOUBLES | 1, 3x-last vs Wichita State, 5/1/24 | 2, at Belmont, 3/4/23 | |
| TRIPLES | | 1, 2x-last vs. Texas, 5/7/23 | |
| HOME RUNS | | | |
| RBI | 3, 2x-last vs Wichita State, 5/1/24 | 4, vs. Air Force, 4/18/23 | |
| RUNS | 2, 4x-last vs Houston, 5/12/24 | 3, vs. Kansas State, 4/16/23 | |
| WALKS | 1, 5x-last vs Pacific, 4/13/24 | 3, 2x-last at Wichita State, 4/26/23 | |
| STOLEN BASES | 2, vs Texas Southern, 3/3/24 | 2, 2x-last vs Texas Southern, 3/3/24 | |

NOTES

- 13-game on-base streak from 4/9-5/4/24
- Reached base safely in 22 of his 24 starts this season
- Matched his season high of 3 RBI vs. Wichita St. 5/1/24
- Tied a career high with 3 hits at Baylor 4/21/24
- Appeared in 53 games (43 starts in CF) in 2023
- Second on the team in on-base percentage (.413) and walks (30), tied for the most stolen bases (7) and triples (2) on the team, tied for the fourth most doubles (13) in 2023
- Reached base safely in 21 consecutive starts 4/1-5/19/23
- 14 multi-hit games; seven multi-walk games in 2023
- Hit .349/.455/.458 (29-for-83), 5 2B, 2 3B, 11 RBI, 16 R, 14 BB in final 23 games of 2023; raised his batting average from .218 to .286
- Career-high 17-game on-base streak from 2/19-3/24/23
- Starting center fielder on Opening Day in 2023
- Spent one year in the Wabash Valley program (2022) and one year at Cincinnati (2021)
- Transferred to Kansas with three years of eligibility remaining
- No. 20 Impact JUCO Transfer by D1Baseball
- .420/.531/.571 (86-for-205), 16 2B, 3 3B, 3 HR, 56 RBI, 75 R, 26 SB in 67 games in 2022 at Wabash Valley
- Reached base safely in 60 of his 67 games
- Led the team in stolen bases (26); third on the team in doubles (16) and walks (42)
- Walked more times (42) than he struck out (26)
- Helped Wabash Valley finished in fourth place in the JUCO World Series
- Did not appear in a game at Cincinnati
- Threw a complete game to win the state championship as a junior in 2019
- Helped his team win a regional championship as a sophomore in 2018

GAME-BY-GAME

#2 Koszewski, Mike - 40 games (All games)

| Date | Opponent | Pos | AB | R | H | RBI | 2B | 3B | HR | BB | SB | CS | HBP | SAC | SF | GDP | K | PO | A | E | Avg | |
|--------|-----------------------|--------|----|----|----|-----|----|----|----|----|----|----|-----|-----|----|-----|---|----|----|---|-------|------|
| Feb 17 | vs Illinois-Chicago | of | 1 | 0 | 1 | 0 | 0 | 0 | 0 | 0 | 0 | 0 | 0 | 0 | 0 | 0 | 0 | 0 | 0 | 0 | 1.000 | |
| Feb 18 | vs Illinois-Chicago | of | 1 | 0 | 0 | 0 | 0 | 0 | 0 | 0 | 0 | 0 | 0 | 0 | 0 | 0 | 0 | 1 | 1 | 0 | 0 | .500 |
| Feb 20 | vs A&M Corpus Christi | pr/of | 0 | 1 | 0 | 0 | 0 | 0 | 0 | 0 | 0 | 0 | 0 | 0 | 0 | 0 | 0 | 0 | 0 | 0 | 0 | .500 |
| Feb 23 | vs Texas State | *of/of | 4 | 0 | 1 | 0 | 1 | 0 | 0 | 0 | 0 | 0 | 0 | 0 | 0 | 0 | 0 | 0 | 2 | 0 | 0 | .333 |
| Feb 24 | vs Washington State | of | 0 | 0 | 0 | 0 | 0 | 0 | 0 | 0 | 0 | 0 | 0 | 0 | 0 | 0 | 0 | 0 | 0 | 0 | 0 | .333 |
| Feb 25 | vs Kentucky | of | 0 | 0 | 0 | 0 | 0 | 0 | 0 | 0 | 0 | 0 | 0 | 0 | 0 | 0 | 0 | 0 | 0 | 0 | 0 | .333 |
| Mar 01 | TEXAS SOUTHERN | *of/of | 4 | 2 | 2 | 1 | 1 | 0 | 0 | 1 | 0 | 0 | 0 | 0 | 0 | 0 | 0 | 1 | 4 | 0 | 0 | .400 |
| Mar 02 | TEXAS SOUTHERN-1 | pr/of | 0 | 2 | 0 | 0 | 0 | 0 | 0 | 1 | 0 | 0 | 0 | 0 | 0 | 0 | 0 | 0 | 0 | 0 | 0 | .400 |
| Mar 02 | TEXAS SOUTHERN-2 | *of/of | 4 | 0 | 2 | 0 | 0 | 0 | 0 | 0 | 0 | 0 | 0 | 0 | 0 | 0 | 0 | 0 | 2 | 0 | 0 | .429 |
| Mar 03 | TEXAS SOUTHERN | *of | 2 | 1 | 1 | 1 | 0 | 0 | 0 | 1 | 2 | 0 | 0 | 0 | 0 | 0 | 0 | 0 | 0 | 0 | 0 | .438 |
| Mar 08 | TCU | pr/of | 0 | 0 | 0 | 0 | 0 | 0 | 0 | 0 | 0 | 0 | 0 | 0 | 0 | 0 | 0 | 0 | 0 | 0 | 0 | .438 |
| Mar 09 | TCU | *of/of | 4 | 0 | 2 | 1 | 0 | 0 | 0 | 0 | 1 | 0 | 0 | 0 | 0 | 0 | 0 | 0 | 0 | 0 | 0 | .450 |
| Mar 10 | TCU | of | 0 | 0 | 0 | 0 | 0 | 0 | 0 | 0 | 0 | 0 | 0 | 0 | 0 | 0 | 0 | 0 | 0 | 0 | 0 | .450 |
| Mar 12 | MISSOURI | *of/of | 3 | 0 | 0 | 0 | 0 | 0 | 0 | 0 | 0 | 0 | 1 | 0 | 0 | 0 | 0 | 1 | 2 | 0 | 0 | .391 |
| Mar 15 | at Cincinnati | of | 0 | 0 | 0 | 0 | 0 | 0 | 0 | 0 | 0 | 0 | 0 | 0 | 0 | 0 | 0 | 0 | 1 | 0 | 0 | .391 |
| Mar 16 | at Cincinnati | pr | 0 | 0 | 0 | 0 | 0 | 0 | 0 | 0 | 0 | 0 | 0 | 0 | 0 | 0 | 0 | 0 | 0 | 0 | 0 | .391 |
| Mar 19 | vs Missouri | of | 0 | 0 | 0 | 0 | 0 | 0 | 0 | 0 | 0 | 0 | 0 | 0 | 0 | 0 | 0 | 0 | 1 | 0 | 0 | .391 |
| Mar 22 | UCF | pr/of | 1 | 1 | 0 | 0 | 0 | 0 | 0 | 0 | 0 | 0 | 0 | 0 | 0 | 0 | 0 | 0 | 1 | 0 | 0 | .375 |
| Mar 23 | UCF-1 | *of | 3 | 0 | 0 | 0 | 0 | 0 | 0 | 0 | 0 | 0 | 0 | 0 | 0 | 0 | 0 | 0 | 2 | 0 | 0 | .333 |
| Mar 29 | at BYU-1 | of | 1 | 0 | 0 | 0 | 0 | 0 | 0 | 0 | 0 | 0 | 0 | 0 | 0 | 0 | 0 | 0 | 0 | 0 | 0 | .321 |
| Mar 29 | at BYU-2 | of | 1 | 0 | 0 | 0 | 0 | 0 | 0 | 0 | 0 | 0 | 0 | 0 | 0 | 0 | 0 | 0 | 2 | 0 | 0 | .310 |
| Apr 03 | at Wichita State | pr/of | 2 | 0 | 0 | 0 | 0 | 0 | 0 | 0 | 0 | 0 | 0 | 0 | 0 | 0 | 0 | 1 | 1 | 0 | 0 | .290 |
| Apr 05 | WEST VIRGINIA | pr/of | 0 | 1 | 0 | 0 | 0 | 0 | 0 | 0 | 0 | 0 | 0 | 0 | 0 | 0 | 0 | 0 | 0 | 0 | 0 | .290 |
| Apr 09 | NEBRASKA | *of/of | 3 | 1 | 2 | 3 | 0 | 0 | 0 | 0 | 0 | 0 | 1 | 0 | 0 | 0 | 0 | 1 | 1 | 0 | 0 | .324 |
| Apr 12 | PACIFIC | *of/of | 5 | 1 | 1 | 1 | 0 | 0 | 0 | 1 | 0 | 0 | 0 | 0 | 0 | 0 | 0 | 2 | 0 | 0 | 0 | .308 |
| Apr 13 | PACIFIC | *of | 4 | 1 | 1 | 2 | 0 | 0 | 0 | 1 | 0 | 0 | 0 | 0 | 0 | 0 | 0 | 2 | 0 | 0 | 0 | .302 |
| Apr 19 | at Baylor | *of/of | 3 | 0 | 1 | 0 | 0 | 0 | 0 | 0 | 0 | 0 | 0 | 0 | 0 | 0 | 0 | 0 | 1 | 1 | 0 | .304 |
| Apr 20 | at Baylor | *of/of | 3 | 1 | 1 | 0 | 0 | 0 | 0 | 2 | 0 | 0 | 0 | 0 | 0 | 0 | 0 | 0 | 2 | 0 | 0 | .306 |
| Apr 21 | at Baylor | *of/of | 4 | 2 | 3 | 0 | 0 | 0 | 0 | 1 | 1 | 0 | 0 | 0 | 0 | 0 | 0 | 1 | 0 | 1 | 0 | .340 |
| Apr 23 | at Nebraska | *of/of | 3 | 1 | 0 | 1 | 0 | 0 | 0 | 1 | 0 | 0 | 0 | 0 | 0 | 0 | 0 | 0 | 0 | 0 | 0 | .321 |
| Apr 26 | TEXAS TECH | *of/of | 4 | 0 | 1 | 0 | 0 | 0 | 0 | 0 | 0 | 0 | 0 | 0 | 0 | 0 | 0 | 1 | 3 | 0 | 0 | .317 |
| Apr 27 | TEXAS TECH | *of | 3 | 0 | 0 | 0 | 0 | 0 | 0 | 1 | 0 | 0 | 0 | 0 | 0 | 0 | 0 | 0 | 8 | 0 | 0 | .302 |
| Apr 28 | TEXAS TECH | *of | 3 | 1 | 0 | 0 | 0 | 0 | 0 | 1 | 0 | 0 | 0 | 0 | 0 | 0 | 0 | 0 | 3 | 0 | 0 | .288 |
| May 01 | WICHITA STATE | *of | 3 | 0 | 2 | 3 | 1 | 0 | 0 | 0 | 0 | 0 | 0 | 1 | 0 | 0 | 0 | 0 | 2 | 0 | 0 | .304 |
| May 03 | at Kansas State | *of | 3 | 0 | 1 | 0 | 0 | 0 | 0 | 1 | 0 | 0 | 0 | 0 | 0 | 0 | 0 | 0 | 2 | 0 | 0 | .306 |
| May 04 | at Kansas State | *of/of | 3 | 0 | 1 | 0 | 0 | 0 | 0 | 0 | 0 | 0 | 0 | 1 | 0 | 0 | 0 | 1 | 2 | 0 | 0 | .307 |
| May 05 | at Kansas State | *of | 4 | 0 | 0 | 0 | 0 | 0 | 0 | 0 | 0 | 0 | 0 | 0 | 0 | 0 | 0 | 2 | 3 | 0 | 0 | .291 |
| May 10 | HOUSTON | *of | 4 | 1 | 1 | 0 | 0 | 0 | 0 | 0 | 0 | 0 | 0 | 0 | 0 | 0 | 0 | 0 | 2 | 0 | 0 | .289 |
| May 11 | HOUSTON | *of/of | 3 | 0 | 2 | 0 | 0 | 0 | 0 | 0 | 0 | 0 | 0 | 1 | 0 | 0 | 0 | 0 | 6 | 0 | 0 | .302 |
| May 12 | HOUSTON | *of/of | 3 | 2 | 2 | 0 | 0 | 0 | 0 | 0 | 0 | 0 | 2 | 0 | 0 | 0 | 0 | 1 | 2 | 0 | 0 | .315 |
| Totals | | 24gs | 89 | 19 | 28 | 13 | 3 | 0 | 0 | 12 | 4 | 0 | 3 | 4 | 0 | 0 | 1 | 13 | 59 | 0 | 0 | .315 |

On base pct. .413 • Slugging pct. .348

KANSAS CAREER STATS

| Year | avg | gp-gs | ab | r | h | 2b | 3b | hr | rbi | tb | slg% | bb | hbp | so | gdp | ob% | sf | sh | sb-att | po | a | e | fld% |
|-------|------|-------|-----|----|----|----|----|----|-----|----|------|----|-----|----|-----|------|----|----|--------|-----|---|---|-------|
| 2023 | .286 | 53-43 | 161 | 25 | 46 | 13 | 2 | 0 | 19 | 63 | .391 | 30 | 5 | 28 | 3 | .413 | 0 | 5 | 7-7 | 117 | 0 | 0 | 1.000 |
| 2024 | .315 | 40-24 | 89 | 19 | 28 | 3 | 0 | 0 | 13 | 31 | .348 | 12 | 3 | 13 | 1 | .413 | 0 | 4 | 4-4 | 59 | 0 | 0 | 1.000 |
| TOTAL | .296 | 93-67 | 250 | 44 | 74 | 16 | 2 | 0 | 32 | 94 | .376 | 42 | 8 | 41 | 4 | .413 | 0 | 9 | 11-11 | 176 | 0 | 0 | 1.000 |

6



MICHAEL BROOKS

INF • R-Jr. • 5-11 • 185 • R/R • Wellington, Fla. • Palm Beach Central HS/Arkansas/UCF

Twitter/X: @mkbrooks0225 • Instagram: @michael.brooks2

| SEASON HIGHS | | CAREER HIGHS | |
|---------------------|--|---|--|
| HITS | 3, 4x-last vs Pacific, 4/12/24 | 4, 2x-last vs. Air Force, 4/19/23 | |
| DOUBLES | 2, vs UCF, 3/23/24 | 2, 4x-last vs UCF, 3/23/24 | |
| TRIPLES | 1, vs UCF, 3/22/24 | 1, 4x-last vs UCF, 3/22/24 | |
| HOME RUNS | 2, vs Pacific, 4/12/24 | 2, 2x-last vs Pacific, 4/12/24 | |
| RBI | 7, vs Pacific, 4/12/24 | 7, vs Pacific, 4/12/24 | |
| RUNS | 4, vs Pacific, 4/12/24 | 4, 2x-last vs Pacific, 4/12/24 | |
| WALKS | 4, vs. Texas A&M Corpus Christi, 2/20/24 | 4, vs Texas A&M Corpus Christi, 2/20/24 | |
| STOLEN BASES | | 1, 11x-last vs. Texas Southern, 4/12/23 | |

NOTES

- Active 18-game hitting streak; hitting .380 (27-for-71), 8 2B, 3B, 6 HR, 24 RBI, 17 R, 11 BB over that stretch to raise his season batting average from .279 to .331
- Second on the team in RBI (38), multi-RBI games (11), home runs (8) and SLG % (.612)
- Current donation this season to Lawrence Schools Foundation: \$1,080 (\$20 for every hit & \$40 for each home run)
- Hit a double in five straight games from 4/5-4/12/24
- Tied his season high with 3 hits and 3 RBI at BYU 3/28/24
- 14-game on-base streak from 2/20-3/16/24
- At least 1 RBI in six of seven games from 3/2-3/15/24
- Karbach Round Rock Classic All-Tournament Team (6-for-12, 2 2B, 4 RBI)
- Starting third baseman on Opening Day
- Started 54 games at third base in 2023
- Hit .387/.463/.774 (36-for-93), 12 2B, 8 HR, 23 RBI, 25 R, 11 BB over the final 23 games of 2023; raised his season batting average from .219 to .298
- All eight home runs came in his final 21 games
- Led the team in runs (42), third in doubles (15), walks (25) and on-base percentage (.392), fourth in hits (59), RBI (34) and OPS (.897) in 2023
- Career-high 17-game on-base streak from 4/9-5/5/23
- Hit a double in eight-straight games from 4/16-4/28/23
- Had his first career multi-HR game vs. Air Force 4/19/23
- Personally donated \$20 for every hit in 2023 to Lawrence Schools Foundation to provide school supplies for teachers and students (total: \$1,180)
- 16 multi-hit games in 2023
- Starting third baseman on Opening Day in 2023
- Spent two years in the UCF program (Transferred to UCF after spending the fall of 2020 in the Arkansas program)
- Transferred to Kansas with three years of eligibility remaining
- Walked more times (33) than he struck out (27) in 2022
- Tied for fourth on the team with seven home runs in 2022
- Named All-District in 2019
- Ranked the No. 6 shortstop in Florida and the No. 23 shortstop nationally by Perfect Game in 2020

GAME-BY-GAME

#6 Brooks, Michael - 37 games (All games)

| Date | Opponent | Pos | AB | R | H | RBI | 2B | 3B | HR | BB | SB | CS | HBP | SAC | SF | GDP | K | PO | A | E | Avg | |
|--------|-----------------------|--------|------|-----|----|-----|----|----|----|----|----|----|-----|-----|----|-----|---|----|----|----|------|------|
| Feb 16 | vs Illinois-Chicago | *3b | 3 | 1 | 1 | 0 | 1 | 0 | 0 | 2 | 0 | 0 | 0 | 0 | 0 | 0 | 1 | 0 | 3 | 1 | .333 | |
| Feb 17 | vs Illinois-Chicago | *3b | 3 | 0 | 0 | 0 | 0 | 0 | 1 | 0 | 0 | 0 | 0 | 0 | 0 | 0 | 1 | 1 | 2 | 0 | .167 | |
| Feb 18 | vs Illinois-Chicago | *3b | 4 | 0 | 0 | 0 | 0 | 0 | 0 | 0 | 0 | 0 | 0 | 0 | 0 | 0 | 1 | 0 | 5 | 0 | .100 | |
| Feb 20 | vs A&M Corpus Christi | *3b | 1 | 1 | 1 | 2 | 1 | 0 | 0 | 4 | 0 | 0 | 0 | 0 | 0 | 0 | 1 | 0 | 3 | 0 | .182 | |
| Feb 23 | vs Texas State | *3b | 4 | 0 | 2 | 3 | 1 | 0 | 0 | 0 | 0 | 0 | 0 | 0 | 0 | 0 | 1 | 0 | 2 | 0 | .267 | |
| Feb 24 | vs Washington State | *3b | 4 | 0 | 1 | 0 | 0 | 0 | 0 | 0 | 0 | 0 | 0 | 0 | 0 | 0 | 1 | 0 | 1 | 1 | .263 | |
| Feb 25 | vs Kentucky | *3b | 4 | 1 | 3 | 1 | 1 | 0 | 0 | 0 | 0 | 0 | 0 | 0 | 1 | 0 | 0 | 2 | 3 | 1 | .348 | |
| Mar 01 | TEXAS SOUTHERN | *3b | 4 | 1 | 1 | 0 | 0 | 0 | 0 | 1 | 0 | 0 | 0 | 0 | 0 | 0 | 0 | 2 | 2 | 0 | .333 | |
| Mar 02 | TEXAS SOUTHERN-1 | *3b | 2 | 1 | 0 | 0 | 0 | 0 | 0 | 2 | 0 | 0 | 0 | 0 | 0 | 0 | 0 | 1 | 0 | 0 | .310 | |
| Mar 02 | TEXAS SOUTHERN-2 | *3b | 4 | 0 | 2 | 2 | 0 | 0 | 0 | 0 | 0 | 0 | 0 | 0 | 0 | 0 | 0 | 0 | 3 | 0 | .333 | |
| Mar 03 | TEXAS SOUTHERN | *3b | 4 | 1 | 2 | 2 | 0 | 0 | 1 | 0 | 0 | 0 | 0 | 0 | 0 | 0 | 1 | 0 | 2 | 0 | .351 | |
| Mar 08 | TCU | *3b | 4 | 0 | 2 | 0 | 1 | 0 | 0 | 0 | 0 | 0 | 0 | 0 | 0 | 0 | 0 | 0 | 4 | 0 | .366 | |
| Mar 09 | TCU | *3b | 4 | 1 | 1 | 1 | 0 | 0 | 1 | 0 | 0 | 0 | 0 | 0 | 0 | 0 | 1 | 1 | 3 | 0 | .366 | |
| Mar 10 | TCU | *3b | 4 | 1 | 1 | 1 | 0 | 0 | 0 | 0 | 0 | 0 | 0 | 0 | 0 | 0 | 1 | 2 | 2 | 0 | .347 | |
| Mar 12 | MISSOURI | *3b | 3 | 0 | 0 | 1 | 0 | 0 | 0 | 1 | 0 | 0 | 0 | 0 | 1 | 0 | 2 | 0 | 2 | 0 | .327 | |
| Mar 15 | at Cincinnati | *3b | 5 | 1 | 2 | 1 | 0 | 0 | 0 | 1 | 0 | 0 | 0 | 0 | 0 | 0 | 0 | 1 | 1 | 0 | .333 | |
| Mar 16 | at Cincinnati | *3b | 2 | 0 | 0 | 0 | 0 | 0 | 0 | 0 | 0 | 0 | 1 | 0 | 0 | 0 | 0 | 1 | 0 | 0 | .322 | |
| Mar 17 | at Cincinnati | *3b | 4 | 0 | 0 | 0 | 0 | 0 | 0 | 0 | 0 | 0 | 0 | 0 | 0 | 0 | 2 | 1 | 2 | 1 | .302 | |
| Mar 19 | vs Missouri | *3b | 5 | 0 | 0 | 0 | 0 | 0 | 0 | 0 | 0 | 0 | 0 | 0 | 0 | 0 | 2 | 0 | 2 | 0 | .279 | |
| Mar 22 | UCF | *3b/2b | 3 | 1 | 1 | 1 | 0 | 1 | 0 | 2 | 0 | 0 | 0 | 0 | 0 | 0 | 0 | 0 | 6 | 0 | .282 | |
| Mar 23 | UCF-1 | *3b/2b | 4 | 0 | 2 | 2 | 2 | 0 | 0 | 0 | 0 | 0 | 0 | 0 | 0 | 0 | 0 | 0 | 2 | 0 | .293 | |
| Mar 23 | UCF-2 | *3b/2b | 4 | 0 | 1 | 0 | 0 | 0 | 0 | 0 | 0 | 0 | 0 | 0 | 0 | 0 | 0 | 1 | 4 | 0 | .291 | |
| Mar 28 | at BYU | *3b/2b | 5 | 1 | 3 | 3 | 0 | 0 | 1 | 0 | 0 | 0 | 0 | 0 | 0 | 0 | 0 | 1 | 0 | 0 | .310 | |
| Mar 29 | at BYU-1 | *3b/2b | 4 | 0 | 2 | 2 | 0 | 0 | 0 | 0 | 0 | 0 | 0 | 0 | 0 | 0 | 0 | 3 | 0 | 0 | .318 | |
| Mar 29 | at BYU-2 | *3b | 4 | 1 | 1 | 0 | 1 | 0 | 0 | 0 | 0 | 0 | 0 | 0 | 0 | 0 | 1 | 0 | 2 | 0 | .315 | |
| Apr 03 | at Wichita State | *3b/2b | 4 | 1 | 1 | 0 | 1 | 0 | 0 | 1 | 0 | 0 | 0 | 0 | 0 | 0 | 0 | 1 | 3 | 0 | .312 | |
| Apr 05 | WEST VIRGINIA | *3b | 4 | 0 | 1 | 1 | 1 | 0 | 0 | 0 | 0 | 0 | 0 | 0 | 1 | 0 | 0 | 0 | 1 | 0 | .310 | |
| Apr 06 | WEST VIRGINIA | *3b/2b | 3 | 0 | 1 | 0 | 1 | 0 | 0 | 1 | 0 | 0 | 0 | 0 | 0 | 0 | 1 | 1 | 1 | 0 | .311 | |
| Apr 07 | WEST VIRGINIA | *3b/2b | 4 | 0 | 2 | 2 | 1 | 0 | 0 | 2 | 0 | 0 | 0 | 0 | 0 | 0 | 0 | 1 | 8 | 0 | .318 | |
| Apr 09 | NEBRASKA | *3b/2b | 5 | 3 | 3 | 0 | 1 | 0 | 0 | 0 | 0 | 0 | 0 | 0 | 0 | 0 | 0 | 0 | 5 | 1 | .330 | |
| Apr 12 | PACIFIC | *3b | 5 | 4 | 3 | 7 | 1 | 0 | 2 | 0 | 0 | 0 | 0 | 0 | 1 | 0 | 0 | 0 | 1 | 0 | .342 | |
| Apr 13 | PACIFIC | *3b | 3 | 1 | 1 | 2 | 0 | 0 | 1 | 2 | 0 | 0 | 0 | 0 | 0 | 0 | 0 | 1 | 1 | 1 | .342 | |
| Apr 14 | PACIFIC | *3b/2b | 3 | 2 | 1 | 0 | 0 | 0 | 0 | 2 | 0 | 0 | 0 | 0 | 0 | 0 | 0 | 0 | 2 | 0 | .341 | |
| Apr 19 | at Baylor | *3b | 5 | 0 | 1 | 0 | 0 | 0 | 0 | 0 | 0 | 0 | 0 | 0 | 0 | 0 | 0 | 2 | 3 | 0 | .336 | |
| Apr 20 | at Baylor | *3b | 5 | 1 | 1 | 2 | 0 | 0 | 1 | 0 | 0 | 0 | 0 | 0 | 0 | 0 | 2 | 0 | 2 | 0 | .331 | |
| Apr 21 | at Baylor | *3b | 3 | 1 | 1 | 1 | 0 | 0 | 0 | 1 | 0 | 0 | 0 | 1 | 0 | 1 | 0 | 2 | 3 | 0 | .331 | |
| Apr 23 | at Nebraska | *3b | 3 | 1 | 1 | 1 | 0 | 0 | 1 | 0 | 0 | 0 | 1 | 0 | 0 | 0 | 1 | 1 | 1 | 0 | .331 | |
| Totals | | | 37gs | 139 | 26 | 46 | 38 | 13 | 1 | 8 | 23 | 0 | 0 | 2 | 3 | 3 | 1 | 22 | 27 | 87 | 5 | .331 |

On base pct. .425 • Slugging pct. .612

KANSAS & UCF CAREER STATS

| Year | avg | gp-gs | ab | r | h | 2b | 3b | hr | rbi | tb | slg% | bb | hbp | so | gdp | ob% | sf | sh | sb-att | po | a | e | fld% |
|-------|------|---------|-----|-----|-----|----|----|----|-----|-----|------|----|-----|----|-----|------|----|----|--------|----|-----|----|------|
| 2022* | .261 | 58-52 | 176 | 40 | 46 | 6 | 2 | 7 | 37 | 77 | .438 | 33 | 4 | 27 | 7 | .384 | 3 | 2 | 9-12 | 41 | 98 | 8 | .946 |
| 2023 | .298 | 54-54 | 198 | 42 | 59 | 15 | 1 | 8 | 34 | 100 | .505 | 25 | 7 | 39 | 3 | .392 | 2 | 2 | 2-2 | 29 | 95 | 10 | .925 |
| 2024 | .331 | 37-37 | 139 | 26 | 46 | 13 | 1 | 8 | 38 | 85 | .612 | 23 | 2 | 22 | 1 | .425 | 3 | 3 | 0-0 | 27 | 87 | 5 | .958 |
| TOTAL | .312 | 91-91 | 337 | 68 | 105 | 28 | 2 | 16 | 72 | 185 | .549 | 48 | 9 | 61 | 4 | .406 | 5 | 5 | 2-2 | 56 | 182 | 15 | .941 |
| All* | .294 | 149-143 | 513 | 108 | 151 | 34 | 4 | 23 | 109 | 262 | .511 | 81 | 13 | 88 | 11 | .398 | 8 | 7 | 11-14 | 97 | 280 | 23 | .943 |

* Statistics from prior team/school



7



COLLIER CRANFORD

INF • R-Sr. • 6-1 • 190 • R/R • Zachary, La. • Zachary HS/LSU

Twitter/X: @colliercranford • Instagram: @colliercranford

| SEASON HIGHS | | CAREER HIGHS* | |
|---------------------|--------------------------------------|-----------------------------------|--|
| HITS | 4, 2x-last vs UCF, 3/22/24 | 4, 2x-last vs UCF, 3/22/24 | |
| DOUBLES | 1, 14x-last at Nebraska, 4/23/24 | 2, at Vanderbilt, 5/21/22 | |
| TRIPLES | 1, 2x-last vs UCF, 3/22/24 | 1, 2x-last vs UCF, 3/22/24 | |
| HOME RUNS | 1, 5x-last vs Wichita State, 5/1/24 | 1, 10x-last at Nebraska, 4/23/24 | |
| RBI | 7, vs UCF, 3/22/24 | 7, vs UCF, 3/22/24 | |
| RUNS | 2, 10x-last vs Wichita State, 5/1/24 | 3, 2x-last at Vanderbilt, 5/21/22 | |
| WALKS | 2, vs Texas Tech, 4/28/24 | 2, 5x-last vs Texas Tech, 4/28/24 | |
| STOLEN BASES | 1, 5x-last vs Texas Tech, 4/27/24 | 1, 9x-last vs Texas Tech, 4/27/24 | |

*at LSU and Kansas

NOTES

- Active 11-game on-base streak
- Scored at least one run in five straight games 4/23-5/1
- 2-for-4, HR, 4 RBI, 2 R vs. Wichita State 5/1/24
- 3-for-4, 2B, HR, 4 RBI, 2 R, BB at Nebraska 4/23/24
- Hit for the cycle vs. UCF 3/22/24 (4-for-5, 2B, 3B, Grand Slam, career-high 7 RBI, 2 R); first Jayhawk since 2013 to hit for the cycle and third in the last 30 years
- 14 multi-hit games this season; four consecutive multi-hit games twice (2/20-2/25/24, 3/9-3/15/24)
- A then-career-high four hits vs. TAMUCC 2/20/24 (4-for-5, HR, 3 RBI, 2 R)
- Starting shortstop on Opening Day
- Made his first career appearance in left field 2/17/24
- Appeared in 50 games (49 starts; 45 starts at SS, 4 at DH) in 2023
- Hit safely in 10 of his final 12 games in 2023; hit .311 and slugged .489 with 2 2B, 2 HR, 9 RBI, 6 R
- Started the 2023 season by reaching base in 14 consecutive games and recording a hit in the first 6 games
- 11 multi-hit games; eight multi-RBI games in 2023
- His two triples were tied for the most on the team
- First career home run vs. Oakland 2/26/23
- Starting shortstop on Opening Day in 2023
- Spent three seasons in the LSU program
- Transferred to Kansas with two years of eligibility remaining
- 2022 SEC Academic Honor Roll
- Started 12 of LSU's final 16 games at third base in 2022
- All 12 starts came at second base in 2021
- All 11 starts came at shortstop in 2020
- Did not commit an error in 40 chances in 2020
- All-District and All-Metro First Team in 2018
- Helped lead Zachary to District 4 - 5A Champions all four years of high school
- Ranked as the No. 1 shortstop and No. 7 overall prospect

GAME-BY-GAME

#7 Cranford, Collier - 47 games (All games)

| Date | Opponent | Pos | AB | R | H | RBI | 2B | 3B | HR | BB | SB | CS | HBP | SAC | SF | GDP | K | PO | A | E | Avg | |
|--------|-----------------------|--------|------|-----|----|-----|----|----|----|----|----|----|-----|-----|----|-----|---|----|----|-----|------|------|
| Feb 16 | vs Illinois-Chicago | *ss | 4 | 1 | 1 | 0 | 0 | 0 | 0 | 0 | 0 | 0 | 1 | 0 | 0 | 0 | 0 | 2 | 2 | 0 | .250 | |
| Feb 17 | vs Illinois-Chicago | *2b/of | 3 | 1 | 1 | 0 | 0 | 0 | 0 | 1 | 0 | 0 | 0 | 0 | 0 | 0 | 1 | 2 | 2 | 0 | .286 | |
| Feb 18 | vs Illinois-Chicago | *ss | 4 | 0 | 0 | 0 | 0 | 0 | 0 | 0 | 0 | 0 | 0 | 0 | 0 | 0 | 1 | 3 | 0 | 0 | .182 | |
| Feb 20 | vs A&M Corpus Christi | *ss/2b | 5 | 2 | 4 | 3 | 0 | 0 | 1 | 0 | 0 | 0 | 0 | 0 | 0 | 0 | 1 | 4 | 0 | 1 | .375 | |
| Feb 23 | vs Texas State | *2b | 3 | 1 | 2 | 1 | 1 | 0 | 0 | 0 | 0 | 0 | 1 | 0 | 0 | 0 | 1 | 1 | 0 | 0 | .421 | |
| Feb 24 | vs Washington State | *ss | 4 | 1 | 2 | 0 | 0 | 0 | 0 | 0 | 0 | 0 | 0 | 0 | 0 | 0 | 0 | 3 | 3 | 0 | .435 | |
| Feb 25 | vs Kentucky | *ss | 5 | 0 | 2 | 0 | 0 | 0 | 0 | 0 | 0 | 0 | 0 | 0 | 0 | 0 | 1 | 1 | 1 | 0 | .429 | |
| Mar 01 | TEXAS SOUTHERN | *ss | 4 | 0 | 1 | 2 | 0 | 0 | 0 | 1 | 1 | 0 | 0 | 0 | 1 | 0 | 0 | 1 | 3 | 1 | .406 | |
| Mar 02 | TEXAS SOUTHERN-1 | *2b | 4 | 0 | 0 | 0 | 0 | 0 | 0 | 0 | 0 | 0 | 0 | 0 | 0 | 0 | 0 | 1 | 1 | 0 | .361 | |
| Mar 02 | TEXAS SOUTHERN-2 | *ss | 5 | 0 | 0 | 0 | 0 | 0 | 0 | 0 | 0 | 0 | 0 | 0 | 0 | 1 | 1 | 0 | 6 | 1 | .317 | |
| Mar 03 | TEXAS SOUTHERN | *2b | 3 | 1 | 0 | 0 | 0 | 0 | 0 | 0 | 0 | 0 | 1 | 0 | 0 | 0 | 1 | 2 | 6 | 0 | .295 | |
| Mar 08 | TCU | *2b | 3 | 1 | 0 | 0 | 0 | 0 | 0 | 1 | 0 | 0 | 0 | 0 | 0 | 0 | 1 | 2 | 3 | 0 | .277 | |
| Mar 09 | TCU | *2b | 4 | 2 | 2 | 0 | 1 | 1 | 0 | 0 | 0 | 0 | 0 | 0 | 0 | 0 | 1 | 0 | 4 | 0 | .294 | |
| Mar 10 | TCU | *2b | 4 | 0 | 2 | 2 | 0 | 0 | 0 | 0 | 0 | 0 | 0 | 0 | 0 | 0 | 0 | 1 | 5 | 0 | .309 | |
| Mar 12 | MISSOURI | *2b | 4 | 1 | 3 | 2 | 1 | 0 | 1 | 1 | 1 | 0 | 0 | 0 | 0 | 0 | 0 | 1 | 1 | 0 | .339 | |
| Mar 15 | at Cincinnati | *2b | 5 | 2 | 2 | 1 | 1 | 0 | 0 | 1 | 0 | 0 | 0 | 0 | 0 | 0 | 0 | 2 | 5 | 0 | .344 | |
| Mar 16 | at Cincinnati | *2b | 4 | 0 | 0 | 0 | 0 | 0 | 0 | 0 | 0 | 0 | 0 | 0 | 0 | 0 | 1 | 3 | 0 | 0 | .324 | |
| Mar 17 | at Cincinnati | *2b/ss | 4 | 0 | 0 | 0 | 0 | 0 | 0 | 0 | 0 | 0 | 0 | 0 | 0 | 0 | 1 | 1 | 2 | 0 | .306 | |
| Mar 19 | vs Missouri | *ss | 4 | 0 | 0 | 1 | 0 | 0 | 0 | 0 | 0 | 0 | 0 | 0 | 1 | 0 | 1 | 1 | 6 | 0 | .289 | |
| Mar 22 | UCF | *ss | 5 | 2 | 4 | 7 | 1 | 1 | 1 | 0 | 0 | 0 | 0 | 0 | 0 | 0 | 1 | 3 | 3 | 0 | .321 | |
| Mar 23 | UCF-1 | *ss | 3 | 1 | 1 | 0 | 1 | 0 | 0 | 0 | 0 | 1 | 1 | 0 | 0 | 0 | 0 | 1 | 3 | 4 | 0 | .321 |
| Mar 23 | UCF-2 | *ss | 4 | 0 | 1 | 1 | 0 | 0 | 0 | 0 | 1 | 0 | 0 | 0 | 0 | 2 | 0 | 4 | 1 | 0 | .318 | |
| Mar 28 | at BYU | *ss | 5 | 1 | 1 | 2 | 1 | 0 | 0 | 0 | 0 | 0 | 0 | 0 | 0 | 0 | 2 | 1 | 1 | 1 | .312 | |
| Mar 29 | at BYU-1 | *ss | 4 | 0 | 1 | 0 | 1 | 0 | 0 | 0 | 0 | 0 | 0 | 0 | 0 | 0 | 0 | 5 | 1 | 0 | .309 | |
| Mar 29 | at BYU-2 | *ss | 3 | 0 | 1 | 1 | 0 | 0 | 0 | 1 | 0 | 0 | 0 | 0 | 0 | 0 | 0 | 3 | 2 | 0 | .310 | |
| Apr 03 | at Wichita State | *ss | 4 | 1 | 1 | 1 | 0 | 0 | 0 | 1 | 0 | 0 | 0 | 0 | 0 | 0 | 1 | 3 | 0 | 0 | .308 | |
| Apr 05 | WEST VIRGINIA | *ss | 5 | 0 | 0 | 1 | 0 | 0 | 0 | 0 | 0 | 0 | 0 | 0 | 0 | 0 | 0 | 2 | 0 | 0 | .294 | |
| Apr 06 | WEST VIRGINIA | *ss | 4 | 0 | 0 | 0 | 0 | 0 | 0 | 0 | 0 | 0 | 0 | 0 | 0 | 0 | 1 | 1 | 2 | 0 | .283 | |
| Apr 07 | WEST VIRGINIA | *ss | 4 | 1 | 2 | 0 | 1 | 0 | 0 | 1 | 0 | 0 | 0 | 0 | 0 | 0 | 1 | 3 | 2 | 0 | .291 | |
| Apr 09 | NEBRASKA | *ss | 2 | 1 | 1 | 2 | 1 | 0 | 0 | 0 | 0 | 0 | 1 | 0 | 0 | 1 | 0 | 0 | 1 | 2 | 0 | .294 |
| Apr 12 | PACIFIC | *ss | 6 | 1 | 3 | 0 | 0 | 0 | 0 | 0 | 0 | 0 | 0 | 0 | 0 | 0 | 1 | 0 | 3 | 0 | .304 | |
| Apr 13 | PACIFIC | *ss | 4 | 2 | 1 | 0 | 0 | 0 | 0 | 1 | 0 | 0 | 0 | 0 | 0 | 0 | 0 | 1 | 2 | 2 | 0 | .302 |
| Apr 14 | PACIFIC | *ss | 4 | 2 | 3 | 2 | 1 | 0 | 0 | 0 | 0 | 0 | 0 | 0 | 0 | 0 | 0 | 2 | 3 | 1 | .316 | |
| Apr 19 | at Baylor | *ss | 3 | 0 | 1 | 2 | 1 | 0 | 0 | 1 | 0 | 0 | 1 | 0 | 0 | 0 | 0 | 1 | 2 | 0 | .316 | |
| Apr 20 | at Baylor | *ss | 5 | 0 | 0 | 0 | 0 | 0 | 0 | 0 | 0 | 0 | 0 | 0 | 0 | 0 | 2 | 2 | 2 | 1 | .305 | |
| Apr 21 | at Baylor | *ss | 5 | 0 | 0 | 0 | 0 | 0 | 0 | 0 | 0 | 0 | 0 | 0 | 0 | 0 | 0 | 2 | 2 | 0 | .295 | |
| Apr 23 | at Nebraska | *ss | 4 | 2 | 3 | 4 | 1 | 0 | 1 | 1 | 0 | 0 | 0 | 0 | 0 | 0 | 0 | 0 | 3 | 0 | .307 | |
| Apr 26 | TEXAS TECH | *ss | 3 | 1 | 1 | 0 | 0 | 0 | 0 | 0 | 0 | 1 | 0 | 0 | 0 | 0 | 1 | 1 | 2 | 0 | .307 | |
| Apr 27 | TEXAS TECH | *ss | 3 | 2 | 1 | 0 | 0 | 0 | 0 | 1 | 1 | 0 | 0 | 0 | 0 | 0 | 0 | 1 | 1 | 0 | .308 | |
| Apr 28 | TEXAS TECH | *ss | 2 | 2 | 0 | 0 | 0 | 0 | 0 | 2 | 0 | 0 | 0 | 0 | 0 | 0 | 1 | 4 | 2 | 0 | .304 | |
| May 01 | WICHITA STATE | *ss | 4 | 2 | 2 | 4 | 0 | 0 | 1 | 0 | 0 | 0 | 0 | 0 | 0 | 0 | 0 | 1 | 5 | 0 | .309 | |
| May 03 | at Kansas State | *ss | 3 | 0 | 0 | 0 | 0 | 0 | 0 | 1 | 0 | 1 | 0 | 0 | 0 | 0 | 0 | 2 | 3 | 3 | .303 | |
| May 04 | at Kansas State | *ss | 5 | 0 | 1 | 0 | 0 | 0 | 0 | 0 | 0 | 0 | 0 | 0 | 0 | 0 | 2 | 3 | 3 | 0 | .300 | |
| May 05 | at Kansas State | *ss | 4 | 1 | 2 | 0 | 0 | 0 | 0 | 0 | 0 | 0 | 0 | 0 | 0 | 0 | 1 | 1 | 0 | 0 | .305 | |
| May 10 | HOUSTON | *ss | 4 | 0 | 1 | 0 | 0 | 0 | 0 | 0 | 0 | 0 | 0 | 0 | 0 | 0 | 1 | 4 | 1 | 0 | .303 | |
| May 11 | HOUSTON | *ss | 4 | 1 | 1 | 2 | 0 | 0 | 0 | 0 | 0 | 0 | 0 | 0 | 0 | 0 | 0 | 0 | 0 | 1 | .302 | |
| May 12 | HOUSTON | *ss | 4 | 0 | 1 | 1 | 0 | 0 | 0 | 0 | 0 | 0 | 0 | 1 | 0 | 0 | 0 | 0 | 2 | 1 | .301 | |
| Totals | | | 47gs | 186 | 36 | 56 | 42 | 14 | 2 | 5 | 13 | 5 | 3 | 7 | 1 | 4 | 3 | 31 | 83 | 111 | 7 | .301 |

On base pct. .362 • Slugging pct. .478

KANSAS & LSU CAREER STATS

| Year | avg | gp-gs | ab | r | h | 2b | 3b | hr | rbi | tb | slg% | bb | hbp | so | gdp | ob% | sf | sh | sb-att | po | a | e | fld% |
|-------|------|---------|-----|----|-----|----|----|----|-----|-----|------|----|-----|-----|-----|------|----|----|--------|-----|-----|----|-------|
| 2020* | .286 | 15-11 | 28 | 5 | 8 | 2 | 0 | 0 | 6 | 10 | .357 | 2 | 3 | 7 | 1 | .394 | 0 | 5 | 0-1 | 13 | 27 | 0 | 1.000 |
| 2021* | .106 | 31-12 | 47 | 7 | 5 | 1 | 0 | 0 | 4 | 6 | .128 | 4 | 1 | 17 | 1 | .192 | 0 | 3 | 0-0 | 21 | 59 | 3 | .964 |
| 2022* | .133 | 31-13 | 45 | 15 | 6 | 2 | 1 | 0 | 6 | 10 | .222 | 7 | 6 | 16 | 0 | .328 | 0 | 2 | 0-0 | 10 | 29 | 5 | .886 |
| 2023 | .251 | 50-49 | 187 | 31 | 47 | 10 | 2 | 6 | 28 | 79 | .422 | 13 | 5 | 34 | 4 | .316 | 1 | 0 | 4-5 | 87 | 103 | 7 | .964 |
| 2024 | .301 | 47-47 | 186 | 36 | 56 | 14 | 2 | 5 | 42 | 89 | .478 | 13 | 7 | 31 | 3 | .362 | 4 | 1 | 5-8 | 83 | 111 | 7 | .965 |
| TOTAL | .276 | 97-96 | 373 | 67 | 103 | 24 | 4 | 11 | 70 | 168 | .450 | 26 | 12 | 65 | 7 | .339 | 5 | 1 | 9-13 | 170 | 214 | 14 | .965 |
| All* | .247 | 174-132 | 493 | 94 | 122 | 29 | 5 | 11 | 86 | 194 | .394 | 39 | 22 | 105 | 9 | .327 | 5 | 11 | 9-14 | 214 | 329 | 22 | .961 |

* Statistics from prior team/school

8



CHASE DIGGINS

INF • Jr. • 6-0 • 180 • R/R • Perth, Australia • Doshisha International School, Kyoto/Odessa College

Twitter/X: @ChaseDiggins6 • Instagram: @chasediggins_

| SEASON HIGHS | | CAREER HIGHS | |
|---------------------|------------------------------------|------------------------------------|--|
| HITS | 4, at Cincinnati, 3/15/24 | 4, at Cincinnati, 3/15/24 | |
| DOUBLES | 1, 5x-last at Kansas State, 5/4/24 | 1, 5x-last at Kansas State, 5/4/24 | |
| TRIPLES | | | |
| HOME RUNS | 1, 2x-last vs TCU, 3/8/24 | 1, 2x-last vs TCU, 3/8/24 | |
| RBI | 4, at Cincinnati, 3/15/24 | 4, at Cincinnati, 3/15/24 | |
| RUNS | 3, 2x-last vs Houston, 5/11/24 | 3, 2x-last vs Houston, 5/11/24 | |
| WALKS | 1, 4x-last vs Houston, 5/12/24 | 1, 4x-last vs Houston, 5/12/24 | |
| STOLEN BASES | | | |

NOTES

- Made his first start since 3/17 at Kansas State 5/4/24 (2-for-3, 2B, R)
- Hit safely in four of five starts since returning from injury; multiple hits in three of those
- 4-for-5, 2B, 4 RBI, 3 R, BB at Cincinnati 3/15/24; career highs in hits, RBI, runs scored
- Go-ahead 2-run HR vs. #3 TCU 3/8/24
- Hit his first home run as a Jayhawk vs. Texas Southern 3/3/24
- Transferred to Kansas with two years of eligibility remaining
- Spent two years in the Odessa program
- All-WJCAC First Team in 2022 and 2023
- JBB Division I NJCAA All-American Honorable Mention in 2022
- Career: .418/.502/.653 (153-for-366), 32 2B, 12 3B, 10 HR, 99 RBI, 129 R, 47 BB, 39 SB in 99 games
- Walked more times (47) than he struck out (37) in his two years at Odessa
- 2023: .434/.544/.669 (63-for-145), 14 2B, 4 3B, 4 HR, 34 RBI, 54 R, 20 SB in 43 games
- Led the team in stolen bases (20) and was second on the team in batting average (.434), on-base percentage (.544), slugging percentage (.669)
- 2022: .407/.472/.643 (90-for-221), with 18 2B, 8 3B, 6 HR, 65 RBI, 75 R, 23 BB and 19 SB in 56 games
- Tallied 29 multi-hit games and 17 multi-RBI games
- Led the team in hits (90) and triples (8)
- Lived in Australia until he was 15 before moving to Japan to play high school baseball for three years

GAME-BY-GAME

#8 Diggins, Chase - 19 games (All games)

| Date | Opponent | Pos | AB | R | H | RBI | 2B | 3B | HR | BB | SB | CS | HBP | SAC | SF | GDP | K | PO | A | E | Avg |
|--------|-----------------------|-------|------|----|----|-----|----|----|----|----|----|----|-----|-----|----|-----|----|----|----|---|------|
| Feb 17 | vs Illinois-Chicago | *ss | 4 | 0 | 1 | 2 | 1 | 0 | 0 | 0 | 0 | 0 | 0 | 0 | 0 | 0 | 1 | 1 | 0 | 2 | .250 |
| Feb 20 | vs A&M Corpus Christi | ph/ss | 3 | 1 | 1 | 0 | 0 | 0 | 0 | 0 | 0 | 0 | 0 | 0 | 0 | 1 | 1 | 0 | 1 | 1 | .286 |
| Feb 23 | vs Texas State | *ss | 4 | 0 | 0 | 0 | 0 | 0 | 0 | 0 | 0 | 0 | 0 | 0 | 0 | 0 | 2 | 0 | 2 | 1 | .182 |
| Mar 02 | TEXAS SOUTHERN-1 | *ss | 2 | 2 | 1 | 0 | 1 | 0 | 0 | 0 | 0 | 0 | 1 | 0 | 0 | 0 | 0 | 1 | 2 | 0 | .231 |
| Mar 03 | TEXAS SOUTHERN | *ss | 4 | 2 | 2 | 2 | 1 | 0 | 1 | 0 | 0 | 0 | 0 | 0 | 0 | 0 | 1 | 1 | 2 | 0 | .294 |
| Mar 08 | TCU | *ss | 2 | 2 | 1 | 2 | 0 | 0 | 1 | 1 | 0 | 0 | 0 | 0 | 0 | 0 | 1 | 1 | 0 | 0 | .316 |
| Mar 09 | TCU | *ss | 3 | 0 | 0 | 0 | 0 | 0 | 0 | 0 | 0 | 0 | 1 | 0 | 0 | 0 | 0 | 1 | 4 | 0 | .273 |
| Mar 10 | TCU | *ss | 4 | 0 | 0 | 0 | 0 | 0 | 0 | 0 | 0 | 0 | 0 | 0 | 0 | 0 | 1 | 1 | 2 | 0 | .231 |
| Mar 12 | MISSOURI | *ss | 4 | 0 | 0 | 0 | 0 | 0 | 0 | 0 | 0 | 0 | 0 | 0 | 0 | 0 | 0 | 0 | 2 | 0 | .200 |
| Mar 15 | at Cincinnati | *ss | 5 | 3 | 4 | 4 | 1 | 0 | 0 | 1 | 0 | 0 | 0 | 0 | 0 | 0 | 0 | 1 | 1 | 0 | .286 |
| Mar 16 | at Cincinnati | *ss | 3 | 0 | 0 | 0 | 0 | 0 | 0 | 0 | 0 | 0 | 0 | 0 | 0 | 0 | 0 | 1 | 0 | 3 | .263 |
| Mar 17 | at Cincinnati | *ss | 3 | 0 | 0 | 0 | 0 | 0 | 0 | 0 | 0 | 0 | 0 | 0 | 0 | 0 | 0 | 1 | 2 | 2 | .244 |
| Mar 22 | UCF | *2b | 0 | 0 | 0 | 0 | 0 | 0 | 0 | 0 | 0 | 0 | 0 | 1 | 0 | 0 | 0 | 1 | 0 | 0 | .244 |
| May 01 | WICHITA STATE | *2b | 0 | 0 | 0 | 0 | 0 | 0 | 0 | 0 | 0 | 0 | 0 | 0 | 0 | 0 | 0 | 0 | 0 | 0 | .244 |
| May 04 | at Kansas State | *2b | 3 | 1 | 2 | 0 | 1 | 0 | 0 | 0 | 0 | 0 | 1 | 0 | 0 | 0 | 1 | 3 | 2 | 0 | .273 |
| May 05 | at Kansas State | *2b | 2 | 0 | 0 | 1 | 0 | 0 | 0 | 1 | 0 | 0 | 0 | 0 | 1 | 0 | 1 | 0 | 2 | 0 | .261 |
| May 10 | HOUSTON | *2b | 4 | 1 | 2 | 0 | 0 | 0 | 0 | 0 | 0 | 0 | 0 | 0 | 0 | 0 | 0 | 2 | 2 | 0 | .280 |
| May 11 | HOUSTON | *2b | 4 | 3 | 3 | 3 | 0 | 0 | 1 | 0 | 0 | 0 | 0 | 0 | 0 | 0 | 0 | 0 | 1 | 0 | .315 |
| May 12 | HOUSTON | *2b | 4 | 0 | 1 | 0 | 0 | 0 | 0 | 1 | 0 | 0 | 0 | 0 | 0 | 0 | 1 | 1 | 1 | 0 | .310 |
| Totals | | | 17gs | 58 | 15 | 18 | 14 | 5 | 0 | 3 | 4 | 0 | 3 | 1 | 1 | 2 | 11 | 16 | 29 | 6 | .310 |

On base pct. .379 • Slugging pct. .552

KANSAS CAREER STATS

Assists: 1, Houston, May 10, 2024

Diggins, Chase



9



LUKE LETO

INF • Jr. • 6-3 • 215 • L/R • Portage, Mich. • Portage Central HS/LSU
 Twitter/X: @LetoLuke • Instagram: @lukeleto9

| SEASON HIGHS | | CAREER HIGHS | |
|---------------------|-------------------------------------|--------------------------------------|--|
| HITS | 2, 3x-last vs West Virginia, 4/5/24 | 3, vs. Texas Southern, 4/12/23 | |
| DOUBLES | 1, 4x-last vs West Virginia, 4/5/24 | 1, 7x-last vs West Virginia, 4/5/24 | |
| TRIPLES | | | |
| HOME RUNS | 1, 2x-last at Cincinnati, 3/17/24 | 1, 6x-last at Cincinnati, 3/17/24 | |
| RBI | 3, vs Texas Southern, 3/1/24 | 3, 2x-last vs Texas Southern, 3/1/24 | |
| RUNS | 3, 2x-last at Cincinnati, 3/15/24 | 3, vs Texas Southern, 3/1/24 | |
| WALKS | 2, 3x-last vs UCF, 3/23/24 | 2, 4x-last vs vs UCF, 3/23/24 | |
| STOLEN BASES | 1, vs Texas Southern, 3/1/24 | 1, 2x-last vs Texas Southern, 3/1/24 | |

NOTES

- Tied his career high of 3 RBI vs. Texas Southern 3/1/24
- Appeared in 41 games (38 starts; 35 in RF, 2 at DH, 1 in CF) in 2023
- Four home runs in his final 10 games of 2023
- Career-high three hits and first career stolen base vs. Texas Southern 4/12/23
- Career-high three RBI vs. Missouri State 4/4/23; game-tying 2-run double in the 7th
- Had at least 1 RBI in five straight games 2/24-3/3/23
- HR in back-to-back games vs. Oakland 2/26-2/27/23
- 6-game hitting streak from 2/24-3/4/23
- Starting right fielder on Opening Day in 2023
- Transferred to Kansas with three years of eligibility remaining
- Spent one season in the LSU program
- Started at first base on 4/26/22 at New Orleans and drove in one run
- Attended Portage Central High School in Portage, Michigan
- Winner of the Michigan "Mr. Baseball" award in 2021
- Played in 84 career games at Portage Central High School
- Hit .491 with 35 RBI, 55 hits, 73 runs and 34 stolen bases as a senior in 2021
- Helped his team win a conference and regional championship
- Went 3-for-4 and pitched 1.2 innings in the state championship game
- No. 2 shortstop and No. 2 overall prospect in the state of Michigan by Prep Baseball Report in 2021
- Member of the USA Baseball 2019 17U National Team Development Program where he walked a team-high 11 times and finished third on the squad with 13 runs
- Teammates with Collier Cranford at LSU in 2022 and with Gavin Brasosky at Portage Central High School

GAME-BY-GAME

#9 Leto, Luke - 20 games (All games)

| Date | Opponent | Pos | AB | R | H | RBI | 2B | 3B | HR | BB | SB | CS | HBP | SAC | SF | GDP | K | PO | A | E | Avg | |
|--------|------------------|--------|------|----|----|-----|----|----|----|----|----|----|-----|-----|----|-----|----|----|----|---|------|------|
| Feb 25 | vs Kentucky | 1b | 1 | 0 | 0 | 0 | 0 | 0 | 0 | 0 | 0 | 0 | 0 | 0 | 0 | 0 | 1 | 2 | 0 | 0 | .000 | |
| Mar 01 | TEXAS SOUTHERN | *1b | 3 | 3 | 2 | 3 | 0 | 0 | 1 | 2 | 1 | 0 | 0 | 0 | 0 | 0 | 1 | 10 | 0 | 1 | .500 | |
| Mar 02 | TEXAS SOUTHERN-2 | *1b | 4 | 1 | 1 | 2 | 1 | 0 | 0 | 0 | 0 | 0 | 0 | 0 | 0 | 0 | 1 | 13 | 0 | 0 | .375 | |
| Mar 03 | TEXAS SOUTHERN | of | 0 | 0 | 0 | 0 | 0 | 0 | 0 | 0 | 0 | 0 | 0 | 0 | 0 | 0 | 0 | 0 | 0 | 0 | .375 | |
| Mar 10 | TCU | ph | 1 | 0 | 0 | 0 | 0 | 0 | 0 | 0 | 0 | 0 | 0 | 0 | 0 | 0 | 1 | 0 | 0 | 0 | .333 | |
| Mar 15 | at Cincinnati | *of/1b | 4 | 3 | 1 | 0 | 1 | 0 | 0 | 2 | 0 | 0 | 0 | 0 | 0 | 0 | 1 | 1 | 0 | 0 | .308 | |
| Mar 16 | at Cincinnati | *of | 2 | 0 | 0 | 0 | 0 | 0 | 0 | 1 | 0 | 0 | 0 | 0 | 0 | 0 | 1 | 4 | 0 | 0 | .267 | |
| Mar 17 | at Cincinnati | *of | 3 | 1 | 2 | 1 | 0 | 0 | 1 | 1 | 0 | 0 | 0 | 0 | 0 | 0 | 0 | 5 | 0 | 1 | .333 | |
| Mar 19 | vs Missouri | *1b | 3 | 0 | 0 | 1 | 0 | 0 | 0 | 1 | 0 | 0 | 1 | 0 | 0 | 0 | 11 | 0 | 0 | 0 | .286 | |
| Mar 22 | UCF | *1b | 5 | 2 | 1 | 0 | 0 | 0 | 0 | 0 | 0 | 0 | 1 | 0 | 0 | 0 | 3 | 11 | 3 | 0 | .269 | |
| Mar 23 | UCF-1 | *of | 2 | 0 | 0 | 0 | 0 | 0 | 0 | 2 | 0 | 0 | 0 | 0 | 0 | 0 | 1 | 1 | 0 | 1 | .250 | |
| Mar 28 | at BYU | *of | 5 | 0 | 1 | 0 | 1 | 0 | 0 | 0 | 0 | 0 | 0 | 0 | 0 | 0 | 2 | 3 | 0 | 0 | .242 | |
| Mar 29 | at BYU-1 | *of | 3 | 0 | 0 | 0 | 0 | 0 | 0 | 0 | 0 | 0 | 0 | 0 | 0 | 0 | 1 | 3 | 0 | 0 | .222 | |
| Apr 05 | WEST VIRGINIA | *of/1b | 4 | 1 | 2 | 0 | 1 | 0 | 0 | 1 | 0 | 0 | 0 | 0 | 0 | 0 | 2 | 3 | 0 | 1 | .250 | |
| Apr 12 | PACIFIC | pr/1b | 1 | 0 | 0 | 0 | 0 | 0 | 0 | 0 | 0 | 0 | 0 | 0 | 0 | 0 | 1 | 3 | 0 | 1 | .244 | |
| Apr 14 | PACIFIC | *of | 3 | 2 | 1 | 1 | 0 | 0 | 0 | 1 | 0 | 0 | 0 | 0 | 0 | 0 | 0 | 1 | 0 | 0 | .250 | |
| Apr 19 | at Baylor | ph/of | 1 | 0 | 0 | 0 | 0 | 0 | 0 | 0 | 0 | 0 | 0 | 0 | 0 | 0 | 1 | 1 | 0 | 0 | .244 | |
| Apr 23 | at Nebraska | pr/of | 1 | 0 | 1 | 0 | 0 | 0 | 0 | 0 | 0 | 0 | 0 | 0 | 0 | 0 | 0 | 0 | 0 | 0 | .261 | |
| Apr 26 | TEXAS TECH | of | 0 | 0 | 0 | 0 | 0 | 0 | 0 | 0 | 0 | 0 | 0 | 0 | 0 | 0 | 0 | 0 | 0 | 0 | .261 | |
| May 01 | WICHITA STATE | ph | 0 | 1 | 0 | 0 | 0 | 0 | 0 | 1 | 0 | 0 | 0 | 0 | 0 | 0 | 0 | 0 | 0 | 0 | .261 | |
| Totals | | | 12gs | 46 | 14 | 12 | 8 | 4 | 0 | 2 | 12 | 1 | 0 | 2 | 0 | 0 | 1 | 17 | 72 | 3 | 5 | .261 |

On base pct. .433 • Slugging pct. .478

KANSAS & LSU CAREER STATS

| Year | avg | gp-gs | ab | r | h | 2b | 3b | hr | rbi | tb | slg% | bb | hbp | so | gdp | ob% | sf | sh | sb-att | po | a | e | fld% |
|-------|------|-------|-----|----|----|----|----|----|-----|----|------|----|-----|----|-----|------|----|----|--------|-----|---|---|-------|
| 2022* | .100 | 13-1 | 10 | 2 | 1 | 0 | 0 | 0 | 1 | 1 | .100 | 2 | 1 | 2 | 0 | .308 | 0 | 0 | 0-0 | 14 | 2 | 0 | 1.000 |
| 2023 | .233 | 41-38 | 133 | 24 | 31 | 4 | 0 | 8 | 22 | 59 | .444 | 16 | 2 | 54 | 0 | .320 | 2 | 0 | 1-1 | 63 | 2 | 3 | .956 |
| 2024 | .261 | 20-12 | 46 | 14 | 12 | 4 | 0 | 2 | 8 | 22 | .478 | 12 | 2 | 17 | 1 | .433 | 0 | 0 | 1-1 | 72 | 3 | 5 | .938 |
| TOTAL | .240 | 61-50 | 179 | 38 | 43 | 8 | 0 | 10 | 30 | 81 | .453 | 28 | 4 | 71 | 1 | .352 | 2 | 0 | 2-2 | 135 | 5 | 8 | .946 |
| All* | .233 | 74-51 | 189 | 40 | 44 | 8 | 0 | 10 | 31 | 82 | .434 | 30 | 5 | 73 | 1 | .350 | 2 | 0 | 2-2 | 149 | 7 | 8 | .951 |

* Statistics from prior team/school

10



JANSON REEDER

OF • Sr. • 6-1 • 215 • L/R • Edmond, Okla. • Edmond North HS/Cowley Community College

Instagram: @jreeder7

| SEASON HIGHS | | CAREER HIGHS | |
|---------------------|------------------------------|--------------------------------------|--|
| HITS | 3, vs Texas Southern, 3/2/24 | 3, 4x-last vs Texas Southern, 3/2/24 | |
| DOUBLES | 2, vs Missouri, 3/19/24 | 2, 3x-last vs Missouri, 3/19/24 | |
| TRIPLES | | 1, 2x-last vs. Air Force, 4/19/23 | |
| HOME RUNS | 1, vs TCU, 3/9/24 | 1, 13x-last vs TCU, 3/9/24 | |
| RBI | 4, vs Texas Southern, 3/2/24 | 4, 3x-last vs Texas Southern, 3/2/24 | |
| RUNS | 2, vs Texas Southern, 3/2/24 | 3, 2x-last vs. Air Force, 4/18/23 | |
| WALKS | 1, 5x-last vs TCU, 3/10/24 | 2, 5x-last vs. Texas, 5/7/23 | |
| STOLEN BASES | 1, Texas Southern, 3/2/24 | 2, vs. Air Force, 4/19/23 | |

NOTES

- Multiple extra-base hits vs. Missouri at Kauffman Stadium 3/19/24
- Hit his first HR of the season vs. #3 TCU 3/9/24; went back-to-back with Michael Brooks in the 6th inning
- Matched his career highs of 3 hits and 4 RBI vs. Texas Southern 3/2/24
- Started at DH on Opening Day
- ABCA/Rawlings All-Central Region Second Team
- All-Big 12 First Team designated hitter in 2023
- Appeared in 54 games (52 starts; 48 at DH, 4 in RF) in 2023
- Go-ahead grand slam vs. Texas in Big 12 Championship 5/24/23
- Hit .351/.413/.596 (20-for-57), 5 2B, 3 HR, 13 RBI, 10 R, 3 BB in final 16 games of 2023; raised his batting average from .246 to .276
- Hit safely in 16 of 23 conference games; RBI in 12 of those games
- Led the team in slugging percentage (.558) and hit by pitches (10), tied for the most doubles (16) and triples (2), second in home runs (12), total bases (111) and OPS (.929), third in RBI (45) and stolen bases (6) and tied for third in runs (36) in 2023
- Homered in back-to-back games for the first time in his career at West Virginia 4/8-4/9/23
- 16 multi-hit games; 12 multi-RBI games in 2023
- Started at DH on Opening Day in 2023
- No. 36 Impact JUCO Transfer by D1Baseball
- Spent three years in the Cowley program
- Transferred to Kansas with two years of eligibility remaining
- Named a Second Team NJCAA Division I Baseball All-American in 2021
- All-Jayhawk Conference First Team in 2021 and 2022
- All-Region First Team in 2021
- All-Region Second Team in 2022
- Career: .387/.485/.621 (192-for-496), 40 2B, 5 3B, 22 HR, 160 RBI, 165 R, 81 BB, 19 SB in 136 games
- Walked more times (81) than he struck out (67) in his three years at Cowley
- 2022: .391/.495/.601 (91-for-233), 23 2B, 1 3B, 8 HR, 69 RBI, 73 R, 7 SB in 64 games
- Helped lead Cowley to a conference championship, Region VI championship and a runner up finish in the JUCO World Series in 2022
- Second on the team in hits (91), runs (73), doubles (23), total bases (140), batting average (.391) and slugging percentage (.601)
- Attended Wichita State in the fall of 2021 before deciding to return to Cowley for his sophomore season in 2022
- 2021: .415/.492/.682 (90-for-217), 16 2B, 3 3B, 12 HR, 80 RBI, 80 R, 10 SB in 56 games
- Tied for third nationally with 80 RBI in 2021
- Led Cowley in home runs (12) and hits (90), while tying for the highest batting average on the team (.415)
- Helped Cowley capture conference and region titles as well as place fifth at the JUCO World Series in 2021
- 2020: .239/.397/.435 (11-for-46), 1 2B, 1 3B, 2 HR, 11 RBI, 12 R, 5 BB, 2 SB in 16 games

GAME-BY-GAME

#10 Reeder, Janson - 22 games (All games)

| Date | Opponent | Pos | AB | R | H | RBI | 2B | 3B | HR | BB | SB | CS | HBP | SAC | SF | GDP | K | PO | A | E | Avg | |
|--------|-----------------------|-------|------|----|----|-----|----|----|----|----|----|----|-----|-----|----|-----|---|----|---|---|------|------|
| Feb 16 | vs Illinois-Chicago | *dh | 5 | 0 | 1 | 1 | 0 | 0 | 0 | 1 | 0 | 0 | 0 | 0 | 0 | 0 | 3 | 0 | 0 | 0 | .200 | |
| Feb 17 | vs Illinois-Chicago | *dh | 5 | 1 | 1 | 0 | 0 | 0 | 0 | 0 | 0 | 0 | 0 | 0 | 0 | 0 | 0 | 0 | 0 | 0 | .200 | |
| Feb 18 | vs Illinois-Chicago | *dh | 4 | 0 | 0 | 0 | 0 | 0 | 0 | 0 | 0 | 0 | 0 | 0 | 0 | 0 | 1 | 0 | 0 | 0 | .143 | |
| Feb 20 | vs A&M Corpus Christi | *dh | 4 | 1 | 1 | 0 | 0 | 0 | 0 | 1 | 0 | 0 | 0 | 0 | 0 | 0 | 1 | 0 | 0 | 0 | .167 | |
| Feb 23 | vs Texas State | *dh | 4 | 1 | 1 | 0 | 1 | 0 | 0 | 0 | 0 | 0 | 1 | 0 | 0 | 0 | 3 | 0 | 0 | 0 | .182 | |
| Feb 24 | vs Washington State | *dh | 4 | 0 | 0 | 0 | 0 | 0 | 0 | 0 | 0 | 0 | 0 | 0 | 0 | 1 | 1 | 0 | 0 | 0 | .154 | |
| Feb 25 | vs Kentucky | *dh | 4 | 1 | 1 | 0 | 0 | 0 | 0 | 1 | 0 | 0 | 0 | 0 | 0 | 0 | 2 | 0 | 0 | 0 | .167 | |
| Mar 01 | TEXAS SOUTHERN | *dh | 4 | 1 | 1 | 2 | 1 | 0 | 0 | 1 | 0 | 0 | 0 | 0 | 0 | 0 | 2 | 0 | 0 | 0 | .176 | |
| Mar 02 | TEXAS SOUTHERN-1 | ph/dh | 1 | 0 | 1 | 3 | 1 | 0 | 0 | 0 | 0 | 0 | 0 | 0 | 0 | 0 | 0 | 0 | 0 | 0 | .200 | |
| Mar 02 | TEXAS SOUTHERN-2 | *dh | 5 | 2 | 3 | 4 | 0 | 0 | 0 | 0 | 1 | 0 | 0 | 0 | 0 | 0 | 0 | 0 | 0 | 0 | .250 | |
| Mar 03 | TEXAS SOUTHERN | *dh | 3 | 0 | 0 | 1 | 0 | 0 | 0 | 0 | 0 | 0 | 0 | 0 | 1 | 0 | 1 | 0 | 0 | 0 | .233 | |
| Mar 08 | TCU | *dh | 4 | 0 | 0 | 0 | 0 | 0 | 0 | 0 | 0 | 0 | 0 | 0 | 0 | 0 | 1 | 0 | 0 | 0 | .213 | |
| Mar 09 | TCU | *dh | 4 | 1 | 1 | 1 | 0 | 0 | 1 | 0 | 0 | 0 | 0 | 0 | 0 | 0 | 0 | 0 | 0 | 0 | .216 | |
| Mar 10 | TCU | *dh | 2 | 1 | 0 | 0 | 0 | 0 | 0 | 1 | 0 | 0 | 1 | 0 | 0 | 0 | 1 | 1 | 0 | 0 | .208 | |
| Mar 12 | MISSOURI | ph | 1 | 0 | 0 | 0 | 0 | 0 | 0 | 0 | 0 | 0 | 0 | 0 | 0 | 0 | 1 | 0 | 0 | 0 | .204 | |
| Mar 19 | vs Missouri | *dh | 5 | 1 | 2 | 0 | 2 | 0 | 0 | 0 | 0 | 0 | 0 | 0 | 0 | 0 | 1 | 0 | 0 | 0 | .220 | |
| Mar 22 | UCF | *of | 4 | 0 | 0 | 0 | 0 | 0 | 0 | 0 | 0 | 0 | 0 | 0 | 0 | 0 | 2 | 0 | 0 | 0 | .206 | |
| Mar 23 | UCF-2 | *dh | 3 | 0 | 0 | 0 | 0 | 0 | 0 | 0 | 0 | 0 | 0 | 0 | 0 | 0 | 1 | 0 | 0 | 0 | .197 | |
| Mar 29 | at BYU-1 | *of | 2 | 0 | 0 | 0 | 0 | 0 | 0 | 0 | 0 | 0 | 0 | 0 | 0 | 0 | 1 | 0 | 0 | 0 | .191 | |
| Mar 29 | at BYU-2 | *of | 2 | 0 | 1 | 0 | 0 | 0 | 0 | 0 | 0 | 0 | 0 | 0 | 0 | 0 | 1 | 0 | 0 | 0 | .200 | |
| Apr 03 | at Wichita State | *dh | 2 | 0 | 0 | 0 | 0 | 0 | 0 | 0 | 0 | 0 | 0 | 0 | 0 | 0 | 2 | 0 | 0 | 0 | .194 | |
| Apr 28 | TEXAS TECH | ph/dh | 1 | 0 | 1 | 0 | 0 | 0 | 0 | 0 | 0 | 0 | 0 | 0 | 0 | 0 | 0 | 0 | 0 | 0 | .205 | |
| Totals | | | 19gs | 73 | 10 | 15 | 12 | 5 | 0 | 1 | 5 | 1 | 0 | 2 | 0 | 1 | 2 | 25 | 0 | 0 | 0 | .205 |

On base pct. .272 • Slugging pct. .315

KANSAS CAREER STATS

| Year | avg | gp-gs | ab | r | h | 2b | 3b | hr | rbi | tb | slg% | bb | hbp | so | gdp | ob% | sf | sh | sb-att | po | a | e | fld% |
|-------|------|-------|-----|----|----|----|----|----|-----|-----|------|----|-----|----|-----|------|----|----|--------|----|---|---|-------|
| 2023 | .276 | 54-52 | 199 | 36 | 55 | 16 | 2 | 12 | 45 | 111 | .558 | 21 | 10 | 51 | 0 | .371 | 2 | 0 | 6-7 | 8 | 1 | 0 | 1.000 |
| 2024 | .205 | 22-19 | 73 | 10 | 15 | 5 | 0 | 1 | 12 | 23 | .315 | 5 | 2 | 25 | 2 | .272 | 1 | 0 | 1-1 | 0 | 0 | 0 | .000 |
| TOTAL | .257 | 76-71 | 272 | 46 | 70 | 21 | 2 | 13 | 57 | 134 | .493 | 26 | 12 | 76 | 2 | .345 | 3 | 0 | 7-8 | 8 | 1 | 0 | 1.000 |



11



COOPER MOORE

RHP • Fr. • 6-1 • 200 • R/R • Bixby, Okla. • Bixby HS
 Twitter/X: @coopermoore04 • Instagram: @coopermoore04

| SEASON HIGHS | CAREER HIGHS |
|--|--------------------------------|
| INNINGS PITCHED 2.1, vs Nebraska, 4/9/24 | 2.1, vs Nebraska, 4/9/24 |
| STRIKEOUTS 4, 3x-last vs Houston, 5/11/24 | 4, 3x-last vs Houston, 5/11/24 |
| WALKS ALLOWED 2, at Kansas State, 5/5/24 | 2, at Kansas State, 5/5/24 |
| EARNED RUNS 2, 3x-last at BYU, 3/29/24 | 2, 3x-last at BYU, 3/29/24 |
| BATTERS FACED 9, 3x-last at Baylor, 4/21/24 | 9, 3x-last at Baylor, 4/21/24 |

NOTES

- 12 of his last 13 appearances have been scoreless; lowered his ERA from 7.36 to 3.67
- Had his 14.0-inning scoreless streak (11 apps) snapped at Kansas State 5/5/24
- Tied for the most appearances on the team (23)
- Four strikeouts in back-to-back appearances 4/9-4/13
- Earned his first career win vs. Nebraska 4/9/24 (2.1 IP, 0 H, 0 R, 1 BB, 4 SO)
- His first career appearance was scoreless vs. Illinois-Chicago 2/16/24
- Played four years of baseball at Bixby High School
- Ranked the No. 1 catcher in the state of Oklahoma, and the No. 10 overall prospect in the state according to Prep Baseball Report
- No. 37 ranked catcher nationally by Prep Baseball Report
- Helped Bixby become Regional Champions in 2021 and 2022
- Made state two years in a row (2021 and 2022)
- Part of the 50-hit club which is 50 hits in a single season and only 11 players have ever done it at Bixby
- Played one year of football and one year of golf in addition to baseball at Bixby High School

GAME-BY-GAME

#11 Moore, Cooper - 23 appearances (All games)

| Date | Opponent | GS | IP | H | R | ER | BB | SO | 2B | 3B | HR | WP | BK | HBP | IBB | Score | W-L | Sv | ERA | NP |
|--------|---------------------|----|-----|------|----|----|----|----|----|----|----|----|----|-----|-----|-----------|-----|----|------|----|
| Feb 16 | vs Illinois-Chicago | | 0.2 | 0 | 0 | 0 | 0 | 0 | 0 | 0 | 0 | 0 | 0 | 0 | 0 | 9-11 | 0-0 | 0 | 0.00 | 7 |
| Feb 18 | vs Illinois-Chicago | | 2.0 | 2 | 1 | 1 | 0 | 0 | 0 | 0 | 1 | 0 | 0 | 0 | 0 | 8-2 | 0-0 | 0 | 3.38 | 18 |
| Feb 23 | vs Texas State | | 0.2 | 3 | 1 | 1 | 0 | 2 | 1 | 0 | 1 | 0 | 0 | 0 | 0 | 7-4 | 0-0 | 0 | 5.40 | 21 |
| Mar 02 | TEXAS SOUTHERN-2 | | 1.0 | 0 | 0 | 0 | 0 | 1 | 0 | 0 | 0 | 0 | 0 | 1 | 0 | 10-3 | 0-0 | 0 | 4.15 | 13 |
| Mar 09 | TCU | | 1.0 | 1 | 1 | 1 | 0 | 0 | 0 | 0 | 1 | 0 | 0 | 0 | 0 | 8-4 | 0-0 | 0 | 5.06 | 13 |
| Mar 10 | TCU | | 0.1 | 1 | 2 | 2 | 1 | 0 | 0 | 0 | 0 | 0 | 0 | 1 | 0 | 4-13 | 0-1 | 0 | 7.94 | 16 |
| Mar 17 | at Cincinnati | | 2.0 | 2 | 0 | 0 | 0 | 1 | 1 | 0 | 0 | 0 | 0 | 0 | 0 | 1-10 | 0-1 | 0 | 5.87 | 27 |
| Mar 19 | vs Missouri | | 1.0 | 1 | 0 | 0 | 0 | 1 | 0 | 0 | 0 | 0 | 0 | 0 | 0 | 4-3 | 0-1 | 0 | 5.19 | 13 |
| Mar 23 | UCF-1 | | 1.0 | 3 | 2 | 2 | 0 | 0 | 0 | 0 | 0 | 0 | 0 | 0 | 0 | 2-6 | 0-1 | 0 | 6.52 | 12 |
| Mar 29 | at BYU-2 | | 1.1 | 2 | 2 | 2 | 1 | 1 | 0 | 0 | 0 | 0 | 0 | 0 | 0 | 8-5 | 0-1 | 0 | 7.36 | 21 |
| Apr 07 | WEST VIRGINIA | | 0.2 | 0 | 0 | 0 | 0 | 1 | 1 | 0 | 0 | 0 | 0 | 0 | 0 | 9-16 | 0-1 | 0 | 6.94 | 14 |
| Apr 09 | NEBRASKA | | 2.1 | 0 | 0 | 0 | 1 | 4 | 0 | 0 | 0 | 0 | 0 | 0 | 0 | 13-11 | 1-1 | 0 | 5.79 | 27 |
| Apr 13 | PACIFIC | | 2.0 | 3 | 0 | 0 | 0 | 4 | 0 | 0 | 0 | 0 | 0 | 0 | 0 | 12-3 | 1-1 | 0 | 5.06 | 29 |
| Apr 20 | at Baylor | | 1.0 | 0 | 0 | 0 | 1 | 0 | 0 | 0 | 0 | 0 | 0 | 1 | 0 | 8-4 | 1-1 | 0 | 4.76 | 15 |
| Apr 21 | at Baylor | | 2.0 | 1 | 0 | 0 | 1 | 2 | 0 | 0 | 0 | 0 | 0 | 1 | 0 | 12-2 | 1-1 | 0 | 4.26 | 23 |
| Apr 23 | at Nebraska | | 1.0 | 1 | 0 | 0 | 0 | 1 | 0 | 0 | 0 | 0 | 0 | 0 | 0 | 9-4 | 1-1 | 0 | 4.05 | 18 |
| Apr 26 | TEXAS TECH | | 1.0 | 1 | 0 | 0 | 0 | 1 | 0 | 0 | 0 | 0 | 0 | 0 | 0 | 4-3 | 1-1 | 0 | 3.86 | 10 |
| Apr 27 | TEXAS TECH | | 1.0 | 0 | 0 | 0 | 0 | 0 | 0 | 0 | 0 | 0 | 0 | 1 | 0 | 11-2 | 1-1 | 0 | 3.68 | 15 |
| May 01 | WICHITA STATE | | 1.0 | 0 | 0 | 0 | 1 | 0 | 0 | 0 | 0 | 0 | 0 | 0 | 0 | 8-1 | 1-1 | 0 | 3.52 | 12 |
| May 03 | at Kansas State | | 0.1 | 0 | 0 | 0 | 0 | 0 | 0 | 0 | 0 | 0 | 0 | 0 | 0 | 2-3 | 1-1 | 0 | 3.47 | 1 |
| May 04 | at Kansas State | | 1.0 | 1 | 0 | 0 | 1 | 2 | 1 | 0 | 0 | 0 | 0 | 0 | 0 | 4-0 | 1-1 | 0 | 3.33 | 22 |
| May 05 | at Kansas State | | 0.2 | 2 | 2 | 2 | 2 | 1 | 0 | 0 | 0 | 0 | 0 | 0 | 0 | 2-4 | 1-2 | 0 | 3.96 | 29 |
| May 11 | HOUSTON | | 2.0 | 1 | 0 | 0 | 0 | 4 | 1 | 0 | 0 | 0 | 0 | 0 | 0 | 11-9 | 1-2 | 0 | 3.67 | 28 |
| Totals | | | 0 | 27.0 | 25 | 11 | 11 | 10 | 26 | 4 | 0 | 3 | 0 | 0 | 5 | 0 166-123 | 1-2 | 0 | 3.67 | - |

KANSAS CAREER STATS

| Year | era | w-l | app | gs | cg | sho | sv | ip | h | r | er | bb | so | 2b | 3b | hr | bf | bavg | wp | hbp | bk | sfa | sha |
|-------|------|-----|-----|----|----|-----|----|------|----|----|----|----|----|----|----|----|-----|------|----|-----|----|-----|-----|
| 2024 | 3.67 | 1-2 | 23 | 0 | 0 | 0/1 | 0 | 27.0 | 25 | 11 | 11 | 10 | 26 | 4 | 0 | 3 | 115 | .255 | 0 | 5 | 0 | 1 | 1 |
| TOTAL | 3.67 | 1-2 | 23 | 0 | 0 | 0/1 | 0 | 27.0 | 25 | 11 | 11 | 10 | 26 | 4 | 0 | 3 | 115 | .255 | 0 | 5 | 0 | 1 | 1 |

12



DOMINIC VOEGELE

RHP • Fr. • 6-2 • 180 • R/R • Columbia, Ill. • Columbia HS
 Twitter/X: @VoegeleDominic • Instagram: @voegele_dominic

| SEASON HIGHS | CAREER HIGHS |
|---|--------------------------------------|
| INNINGS PITCHED 6.0, 9x-last at Kansas State, 5/4/24 | 6.0, 9x-last at Kansas State, 5/4/24 |
| STRIKEOUTS 10, vs Pacific, 4/13/24 | 10, vs Pacific, 4/13/24 |
| WALKS ALLOWED 3, 5x-last vs Houston, 5/11/24 | 3, 5x-last vs Houston, 5/11/24 |
| EARNED RUNS 8, vs Houston, 5/11/24 | 8, vs Houston, 5/11/24 |
| BATTERS FACED 30, at Baylor, 4/20/24 | 30, at Baylor, 4/20/24 |

NOTES

- Eighth in the country among all freshmen in ERA (3.55)
- His seven wins are tied for the second most in the nation among Power 5 freshmen
- Tied for second in the Big 12 in wins (7), fifth in innings pitched (71.0), sixth in ERA (3.55), eighth in opponent batting average (.235) and ninth in strikeouts (70)
- Allowed one earned run (or less) in seven of his 13 starts, two ER in two starts, three ER in two starts, four ER in one start
- Has recorded eight quality starts this season, including five straight from 3/16-4/13/24
- His 10 SO on April 13 were the most by a Kansas freshman since 1984
- W, 6.0 IP, 4 H, 0 R, 1 BB, 5 SO at Kansas State 5/4/24
- W, 6.0 IP, 3 H, 2 R, 3 BB, 5 SO vs. Texas Tech 4/27/24
- W, 6.0 IP, 6 H, 3 R, 2 BB, 10 SO vs. Pacific 4/13/23
- W, 6.0 IP, 5 H, 1 R, 2 BB, 4 SO at BYU 3/29/24
- W, 5.0 IP, 3 H, 2 R, 3 BB, 5 SO vs. #3 TCU 3/9/24
- Earned his first career win vs. Texas Southern 3/2/24 (W, 5.2 IP, 1 H, 1 R, 3 BB, 7 SO)
- Tossed six innings of one-run baseball vs. Washington State 2/24/24 (6.0 IP, 6 H, 1 R, 1 BB, 4 SO)
- Made his first career start vs. Illinois-Chicago 2/17/24
- Drafted in the 20th round of the 2023 MLB Draft by the Arizona Diamondbacks
- Played three years of baseball at Columbia High School
- Ranked the No. 5 pitcher in the state of Illinois, and the No. 9 overall prospect in the state according to Prep Baseball Report
- Named Post-Dispatch All-Metro Player of the Year in 2023
- All-State selection in 2022 and 2023
- All-Conference in 2021, 2022 and 2023
- Helped Columbia finish second in Class 2A in 2023 and third in 2022
- Helped Columbia become Cahokia Conference Champions in 2022
- Finished his senior season with a record of 10-0 and a 1.04 ERA in 67.1 innings pitched, which included 111 strikeouts, five complete games, three shutouts, a 0.86 WHIP and a .176 batting average against in 11 starts
- Hit .488 with 20 doubles, 12 home runs, 51 RBIs, 57 runs, 23 stolen bases and a .961 slugging percentage as a senior
- Also played four years of football and three years of basketball
- All-Conference in football all four years

GAME-BY-GAME

#12 Voegele, Dominic - 13 appearances (All games)

| Date | Opponent | GS | IP | H | R | ER | BB | SO | 2B | 3B | HR | WP | BK | HBP | IBB | Score | W-L | Sv | ERA | NP |
|--------|---------------------|----|------|----|----|----|----|----|----|----|----|----|----|-----|-----|-------|-----|----|------|-----|
| Feb 17 | vs Illinois-Chicago | * | 3.1 | 5 | 3 | 1 | 2 | 3 | 0 | 0 | 0 | 1 | 0 | 1 | 0 | 6-13 | 0-0 | 0 | 2.70 | 71 |
| Feb 24 | vs Washington State | * | 6.0 | 6 | 1 | 1 | 1 | 4 | 0 | 0 | 1 | 0 | 0 | 0 | 0 | 4-5 | 0-0 | 0 | 1.93 | 80 |
| Mar 02 | TEXAS SOUTHERN-1 | * | 5.2 | 1 | 1 | 1 | 3 | 7 | 1 | 0 | 0 | 0 | 0 | 0 | 0 | 9-1 | 1-0 | 0 | 1.80 | 76 |
| Mar 09 | TCU | * | 5.0 | 3 | 2 | 2 | 3 | 5 | 0 | 0 | 1 | 0 | 0 | 2 | 0 | 8-4 | 2-0 | 0 | 2.25 | 98 |
| Mar 16 | at Cincinnati | * | 6.0 | 3 | 1 | 1 | 2 | 6 | 1 | 0 | 0 | 0 | 0 | 1 | 0 | 0-1 | 2-1 | 0 | 2.08 | 99 |
| Mar 23 | UCF-1 | * | 6.0 | 3 | 2 | 1 | 1 | 4 | 0 | 0 | 0 | 1 | 0 | 2 | 0 | 2-6 | 2-1 | 0 | 1.97 | 83 |
| Mar 29 | at BYU-1 | * | 6.0 | 5 | 1 | 1 | 2 | 4 | 1 | 0 | 0 | 0 | 0 | 0 | 0 | 4-3 | 3-1 | 0 | 1.89 | 87 |
| Apr 06 | WEST VIRGINIA | * | 6.0 | 7 | 3 | 3 | 2 | 7 | 1 | 0 | 0 | 1 | 0 | 0 | 0 | 0-4 | 3-2 | 0 | 2.25 | 112 |
| Apr 13 | PACIFIC | * | 6.0 | 6 | 3 | 3 | 2 | 10 | 3 | 1 | 0 | 0 | 0 | 0 | 0 | 12-3 | 4-2 | 0 | 2.52 | 89 |
| Apr 20 | at Baylor | * | 6.0 | 9 | 4 | 4 | 3 | 6 | 2 | 0 | 1 | 1 | 0 | 0 | 0 | 8-4 | 5-2 | 0 | 2.89 | 118 |
| Apr 27 | TEXAS TECH | * | 6.0 | 3 | 2 | 2 | 3 | 5 | 2 | 0 | 0 | 0 | 0 | 0 | 0 | 11-2 | 6-2 | 0 | 2.90 | 94 |
| May 04 | at Kansas State | * | 6.0 | 4 | 0 | 0 | 1 | 5 | 0 | 0 | 0 | 0 | 0 | 0 | 0 | 4-0 | 7-2 | 0 | 2.65 | 81 |
| May 11 | HOUSTON | * | 3.0 | 8 | 8 | 8 | 3 | 4 | 1 | 0 | 2 | 1 | 0 | 1 | 0 | 11-9 | 7-2 | 0 | 3.55 | 70 |
| Totals | | 13 | 71.0 | 63 | 31 | 28 | 28 | 70 | 12 | 1 | 5 | 5 | 0 | 7 | 0 | 79-55 | 7-2 | 0 | 3.55 | - |

KANSAS CAREER STATS

| Year | era | w-l | app | gs | cg | sho | sv | ip | h | r | er | bb | so | 2b | 3b | hr | bf | bavg | wp | hbp | bk | sfa | sha |
|-------|------|-----|-----|----|----|-----|----|------|----|----|----|----|----|----|----|----|-----|------|----|-----|----|-----|-----|
| 2024 | 3.55 | 7-2 | 13 | 13 | 0 | 0/1 | 0 | 71.0 | 63 | 31 | 28 | 28 | 70 | 12 | 1 | 5 | 308 | .235 | 5 | 7 | 0 | 3 | 2 |
| TOTAL | 3.55 | 7-2 | 13 | 13 | 0 | 0/1 | 0 | 71.0 | 63 | 31 | 28 | 28 | 70 | 12 | 1 | 5 | 308 | .235 | 5 | 7 | 0 | 3 | 2 |



14



COOPER COMBS

OF • Jr. • 5-10 • 205 • R/R • Springdale, Ark. • Springdale HS/Johnson County Community College
 Twitter/X: @coop14combs • Instagram: @coop14combs

| SEASON HIGHS | | CAREER HIGHS | |
|---------------------|------------------------------------|-----------------------------------|--|
| HITS | 2, 2x-last at Kansas State, 5/3/24 | 2, vs Texas Tech, 4/26/24 | |
| DOUBLES | 2, 2x-last at Kansas State, 5/3/24 | 2, vs Texas Tech, 4/26/24 | |
| TRIPLES | | | |
| HOME RUNS | | | |
| RBI | 2, 2x-last vs Texas Tech, 4/27/24 | 2, 2x-last vs Texas Tech, 4/27/24 | |
| RUNS | 2, vs Texas Tech, 4/26/24 | 2, vs Texas Tech, 4/26/24 | |
| WALKS | 1, 7x-last vs Texas Tech, 4/28/24 | 1, 7x-last vs Texas Tech, 4/28/24 | |
| STOLEN BASES | | | |

NOTES

- 2-for-3, 2 2B, BB vs. Texas Tech 4/26/24
- Was hit by a pitch in his first four plate appearances this season
- Transferred to Kansas with two years of eligibility remaining
- Spent two years in the Johnson County program (2022-23)
- Selected Second Team All-KJCCC East Division at outfield in 2022 and 2023
- JBB Division I NJCAA Third Team All-American in 2022
- Career: .375/.497/.654 (143-for-381), 23 2B, 4 3B, 25 HR, 110 RBI, 127 R, 73 BB, 31 SB in 117 games
- Walked more times (73) than he struck out (54) in his two years at Johnson County
- 2023: .372/.472/.612 (70-for-188), 12 2B, 11 HR, 51 RBI, 58 R, 30 BB, 11 SB in 56 games
- Led the team with 11 home runs
- 2022: .378/.520/.694 (73-for-193), 11 2B, 4 3B, 14 HR, 59 RBI, 69 R, 43 BB, 20 SB in 61 games (all starts)
- Produced 21 multi-hit games and 17 multi-RBI games
- Led the team and tied for sixth in the conference in walks (43)
- Also, led the team and tied for seventh in the KJCCC in runs scored (69)
- Ranked 298th on the 2022 Perfect Game Top 500 JUCO Prospect List
- No. 5 ranked outfielder in the state of Arkansas, and the No. 13 overall prospect in the state according to Perfect Game in 2021
- Earned Arkansas All-State and 6A West All-Conference his senior year
- Was named the Hitter of the Year after batting .422 with 24 hits, five doubles, two triples, three home runs, 25 runs scored, 21 RBI and 22 stolen bases as a senior

GAME-BY-GAME

#14 Combs, Cooper - 19 games (All games)

| Date | Opponent | Pos | AB | R | H | RBI | 2B | 3B | HR | BB | SB | CS | HBP | SAC | SF | GDP | K | PO | A | E | Avg | |
|--------|-----------------------|-------|----|---|---|-----|----|----|----|----|----|----|-----|-----|----|-----|---|----|---|---|-----|------|
| Feb 17 | vs Illinois-Chicago | ph | 0 | 0 | 0 | 0 | 0 | 0 | 0 | 0 | 0 | 0 | 0 | 0 | 0 | 0 | 0 | 0 | 0 | 0 | 0 | .000 |
| Feb 18 | vs Illinois-Chicago | *of | 1 | 1 | 0 | 0 | 0 | 0 | 0 | 0 | 0 | 0 | 3 | 0 | 0 | 0 | 0 | 0 | 0 | 0 | 0 | .000 |
| Feb 20 | vs A&M Corpus Christi | *of | 4 | 0 | 1 | 0 | 0 | 0 | 0 | 0 | 0 | 0 | 0 | 0 | 0 | 0 | 1 | 1 | 1 | 0 | 0 | .200 |
| Feb 25 | vs Kentucky | *of | 2 | 0 | 0 | 2 | 0 | 0 | 0 | 0 | 0 | 0 | 0 | 0 | 2 | 0 | 0 | 4 | 0 | 0 | 0 | .143 |
| Mar 02 | TEXAS SOUTHERN-1 | *dh | 1 | 0 | 0 | 0 | 0 | 0 | 0 | 1 | 0 | 0 | 0 | 0 | 0 | 0 | 0 | 0 | 0 | 0 | 0 | .125 |
| Mar 10 | TCU | *of | 2 | 0 | 0 | 1 | 0 | 0 | 0 | 1 | 0 | 0 | 1 | 0 | 0 | 0 | 1 | 3 | 0 | 0 | 0 | .100 |
| Mar 29 | at BYU-2 | ph | 0 | 1 | 0 | 0 | 0 | 0 | 0 | 1 | 0 | 0 | 0 | 0 | 0 | 0 | 0 | 0 | 0 | 0 | 0 | .100 |
| Apr 03 | at Wichita State | *of | 3 | 0 | 0 | 0 | 0 | 0 | 0 | 0 | 0 | 0 | 0 | 0 | 0 | 0 | 0 | 1 | 0 | 0 | 0 | .077 |
| Apr 05 | WEST VIRGINIA | *of | 2 | 0 | 0 | 0 | 0 | 0 | 0 | 1 | 0 | 0 | 0 | 0 | 0 | 0 | 1 | 1 | 0 | 0 | 0 | .067 |
| Apr 06 | WEST VIRGINIA | *of | 3 | 0 | 0 | 0 | 0 | 0 | 0 | 0 | 0 | 0 | 0 | 0 | 0 | 0 | 1 | 2 | 1 | 0 | 0 | .056 |
| Apr 07 | WEST VIRGINIA | *of | 2 | 0 | 0 | 0 | 0 | 0 | 0 | 0 | 0 | 0 | 0 | 0 | 0 | 0 | 1 | 0 | 0 | 0 | 0 | .050 |
| Apr 12 | PACIFIC | ph/of | 2 | 0 | 0 | 0 | 0 | 0 | 0 | 0 | 0 | 0 | 0 | 0 | 0 | 0 | 0 | 1 | 0 | 0 | 0 | .045 |
| Apr 26 | TEXAS TECH | *dh | 3 | 0 | 2 | 0 | 2 | 0 | 0 | 1 | 0 | 0 | 0 | 0 | 0 | 1 | 0 | 0 | 0 | 0 | 0 | .120 |
| Apr 27 | TEXAS TECH | ph/dh | 1 | 2 | 1 | 2 | 0 | 0 | 0 | 1 | 0 | 0 | 0 | 0 | 0 | 0 | 0 | 0 | 0 | 0 | 0 | .154 |
| Apr 28 | TEXAS TECH | ph/dh | 0 | 0 | 0 | 0 | 0 | 0 | 0 | 1 | 0 | 0 | 0 | 0 | 0 | 0 | 0 | 0 | 0 | 0 | 0 | .154 |
| May 01 | WICHITA STATE | ph/dh | 1 | 0 | 0 | 0 | 0 | 0 | 0 | 0 | 0 | 0 | 0 | 0 | 0 | 0 | 0 | 0 | 0 | 0 | 0 | .148 |
| May 03 | at Kansas State | *dh | 3 | 0 | 2 | 0 | 2 | 0 | 0 | 0 | 0 | 0 | 0 | 0 | 0 | 0 | 0 | 0 | 0 | 0 | 0 | .200 |
| May 04 | at Kansas State | ph/dh | 1 | 0 | 0 | 0 | 0 | 0 | 0 | 0 | 0 | 0 | 1 | 0 | 0 | 1 | 0 | 0 | 0 | 0 | 0 | .194 |
| May 11 | HOUSTON | *dh | 2 | 0 | 0 | 0 | 0 | 0 | 0 | 0 | 0 | 0 | 0 | 0 | 0 | 0 | 0 | 0 | 0 | 0 | 0 | .182 |
| Totals | | 12gs | 33 | 4 | 6 | 5 | 4 | 0 | 0 | 7 | 0 | 0 | 6 | 0 | 2 | 2 | 5 | 13 | 2 | 0 | 0 | .182 |

On base pct. .396 • Slugging pct. .303

KANSAS CAREER STATS

| Year | avg | gp-gs | ab | r | h | 2b | 3b | hr | rbi | tb | slg% | bb | hbp | so | gdp | ob% | sf | sh | sb-att | po | a | e | fld% |
|-------|------|-------|----|---|---|----|----|----|-----|----|------|----|-----|----|-----|------|----|----|--------|----|---|---|-------|
| 2024 | .182 | 19-12 | 33 | 4 | 6 | 4 | 0 | 0 | 5 | 10 | .303 | 7 | 6 | 5 | 2 | .396 | 2 | 0 | 0-0 | 13 | 2 | 0 | 1.000 |
| TOTAL | .182 | 19-12 | 33 | 4 | 6 | 4 | 0 | 0 | 5 | 10 | .303 | 7 | 6 | 5 | 2 | .396 | 2 | 0 | 0-0 | 13 | 2 | 0 | 1.000 |

18



KODEY SHOJINAGA

INF/C • So. • 5-10 • 190 • R/R • Honolulu, Hawaii • Mid-Pacific Institute

Twitter/X: @kodeyshoj28 • Instagram: @kodeyshojinaga

| SEASON HIGHS | | CAREER HIGHS | |
|---------------------|---------------------------------|---------------------------------|--|
| HITS | 4, 5x-last vs Pacific, 4/13/24 | 4, 9x-last vs Pacific, 4/13/24 | |
| DOUBLES | 2, 2x-last vs Pacific, 4/12/24 | 2, vs TCU, 3/9/24 | |
| TRIPLES | | | |
| HOME RUNS | 2, vs Illinois-Chicago, 2/16/24 | 2, vs Illinois-Chicago, 2/16/24 | |
| RBI | 6, vs Pacific, 4/14/24 | 6, vs Pacific, 4/14/24 | |
| RUNS | 2, 10x-last vs Houston, 5/11/24 | 4, vs. Baylor, 4/1/23 | |
| WALKS | 2, 2x-last at Baylor, 4/20/24 | 2, 4x-last at Baylor, 4/20/24 | |
| STOLEN BASES | | | |

NOTES

- Hitting .390 (32-for-82), 7 2B, HR, 20 RBI, 19 R, 10 BB over last 19 games
- Toughest to strikeout in the Big 12 (12.0 AB/K)
- Leads the team in doubles (18) and hits (69)
- 17-game on-base streak from 3/29-5/1/24
- Second most multi-hit games on the team (19); team-high five games with four hits this season
- Career-high 6 RBI and second grand slam of the season vs. Pacific 4/14/24
- First KU player with two grand slams in a season since Ty Denzer in 2016
- Recorded his 100th career hit at Cincinnati 3/15/24
- 3 HR in the first four games of the season
- Big 12 Co-Player of the Week (Feb. 19)
- He hit .462/.533/1.077 (6-for-13), with two doubles, two home runs, five RBIs, four runs scored and a 1.610 OPS in three games against Illinois-Chicago opening weekend
- Went 4-for-6 with two home runs (first career multi-HR game), a double, five RBIs and two runs scored; his four hits, two home runs and five RBIs were all the most in a Kansas season opener since at least 2003
- Hit the first home run of the season for the Jayhawks in 2023 and 2024
- Starting second baseman on Opening Day
- USA Baseball Collegiate National Team training camp invitee
- Collegiate Baseball Newspaper Freshman All-American
- Big 12 Co-Freshman of the Year
- All-Big 12 Second Team infield
- All-Freshman Team unanimous selection
- Appeared in 53 games (46 starts; 44 at second base, two at third base) in 2023
- Seventh highest regular season batting average amongst true freshman in Division I in 2023
- Set a Kansas freshman record with a .378 batting average in 2023
- Led the team in batting average (.378), hits (74), multi-hit games (20), on-base percentage (.421) and OPS (.947) in 2023
- Led all Big 12 players with a .418 batting average and 41 hits (conference games only) in 2023
- Team-high 18-game hitting streak from 4/16-5/18/23; .418/.473/.519 (33-for-79), 5 2B, HR, 9 RBI, 21 R, 10 BB during the streak
- Hit safely in 32 of his final 35 games in 2023; slashed .397/.443/.523 (60-for-151), 10 2B, 3 HR, 20 RBI, 34 R, 14 BB during the stretch (since 3/29); raised his batting average from .311 to .378
- 11-game hitting streak from 3/29-4/14/23
- Homered in back-to-back games vs. Texas Southern 4/11-4/12/23
- Back-to-back career-high 4-hit games 3/31-4/1/23 vs. Baylor
- First career home run in first career start vs. Valparaiso 2/19/23
- Recruited as a catcher and converted to an infielder
- Attended Mid-Pacific Institute in Honolulu, Hawaii
- Named All-State First Team as a senior in 2022
- Named ILH First Team as a senior in 2022
- No. 3 catcher and No. 15 overall prospect in the state of Hawaii by Perfect Game in 2022

GAME-BY-GAME

#18 Shojinaga, Kodey - 47 games (All games)

| Date | Opponent | Pos | AB | R | H | RBI | 2B | 3B | HR | BB | SB | CS | HBP | SAC | SF | GDP | K | PO | A | E | Avg | |
|--------|-----------------------|--------|------|-----|----|-----|----|----|----|----|----|----|-----|-----|----|-----|----|----|-----|----|------|------|
| Feb 16 | vs Illinois-Chicago | *2b | 6 | 2 | 4 | 5 | 1 | 0 | 2 | 0 | 0 | 0 | 0 | 0 | 0 | 1 | 0 | 4 | 1 | 0 | .667 | |
| Feb 17 | vs Illinois-Chicago | *1b/2b | 4 | 1 | 1 | 0 | 0 | 0 | 1 | 0 | 0 | 0 | 0 | 0 | 0 | 0 | 2 | 2 | 2 | 0 | .500 | |
| Feb 18 | vs Illinois-Chicago | *2b | 3 | 1 | 1 | 0 | 1 | 0 | 0 | 1 | 0 | 0 | 0 | 0 | 0 | 0 | 5 | 3 | 0 | 0 | .462 | |
| Feb 20 | vs A&M Corpus Christi | *2b/1b | 5 | 2 | 3 | 3 | 0 | 0 | 1 | 1 | 0 | 0 | 0 | 0 | 0 | 1 | 3 | 0 | 0 | 0 | .500 | |
| Feb 23 | vs Texas State | *1b | 4 | 1 | 0 | 0 | 0 | 0 | 1 | 0 | 0 | 0 | 0 | 0 | 0 | 1 | 2 | 8 | 2 | 0 | .409 | |
| Feb 24 | vs Washington State | *2b | 4 | 0 | 1 | 0 | 0 | 0 | 0 | 0 | 0 | 0 | 0 | 0 | 0 | 1 | 0 | 3 | 4 | 0 | .385 | |
| Feb 25 | vs Kentucky | *2b | 5 | 0 | 0 | 0 | 0 | 0 | 0 | 0 | 0 | 0 | 0 | 0 | 0 | 1 | 1 | 1 | 1 | 0 | .323 | |
| Mar 01 | TEXAS SOUTHERN | *2b | 5 | 1 | 1 | 1 | 0 | 0 | 0 | 0 | 0 | 0 | 1 | 0 | 0 | 0 | 1 | 1 | 1 | 2 | .306 | |
| Mar 02 | TEXAS SOUTHERN-1 | *c/1b | 3 | 1 | 1 | 1 | 0 | 0 | 0 | 0 | 0 | 0 | 1 | 0 | 0 | 0 | 6 | 1 | 0 | 0 | .308 | |
| Mar 02 | TEXAS SOUTHERN-2 | *2b | 5 | 1 | 1 | 0 | 0 | 0 | 0 | 0 | 0 | 0 | 0 | 0 | 0 | 0 | 2 | 1 | 0 | 0 | .295 | |
| Mar 03 | TEXAS SOUTHERN | *1b | 4 | 2 | 1 | 0 | 0 | 0 | 0 | 0 | 0 | 0 | 0 | 0 | 0 | 0 | 11 | 1 | 0 | 0 | .292 | |
| Mar 08 | TCU | *1b | 4 | 0 | 1 | 1 | 1 | 0 | 0 | 0 | 0 | 0 | 0 | 0 | 0 | 0 | 1 | 5 | 0 | 0 | .288 | |
| Mar 09 | TCU | *1b | 4 | 1 | 3 | 1 | 2 | 0 | 0 | 1 | 0 | 0 | 0 | 0 | 0 | 0 | 13 | 1 | 1 | 0 | .321 | |
| Mar 10 | TCU | *1b | 4 | 0 | 2 | 0 | 0 | 0 | 0 | 1 | 0 | 0 | 0 | 0 | 0 | 0 | 1 | 10 | 0 | 2 | .333 | |
| Mar 12 | MISSOURI | *1b | 4 | 1 | 2 | 1 | 1 | 0 | 0 | 1 | 0 | 0 | 0 | 0 | 0 | 0 | 6 | 0 | 0 | 0 | .344 | |
| Mar 15 | at Cincinnati | *1b | 6 | 1 | 4 | 4 | 1 | 0 | 0 | 0 | 0 | 0 | 0 | 0 | 0 | 0 | 1 | 0 | 0 | 0 | .371 | |
| Mar 16 | at Cincinnati | *dh | 4 | 0 | 0 | 0 | 0 | 0 | 0 | 0 | 0 | 0 | 0 | 0 | 0 | 0 | 0 | 0 | 0 | 0 | .351 | |
| Mar 17 | at Cincinnati | *dh | 4 | 0 | 1 | 0 | 0 | 0 | 0 | 0 | 0 | 0 | 0 | 0 | 0 | 0 | 1 | 0 | 0 | 0 | .346 | |
| Mar 19 | vs Missouri | *2b | 3 | 0 | 0 | 0 | 0 | 0 | 0 | 2 | 0 | 0 | 0 | 0 | 0 | 0 | 2 | 0 | 0 | 0 | .333 | |
| Mar 22 | UCF | *dh | 6 | 1 | 4 | 1 | 1 | 0 | 0 | 0 | 0 | 0 | 0 | 0 | 0 | 0 | 0 | 0 | 0 | 0 | .356 | |
| Mar 23 | UCF-1 | *2b/3b | 5 | 0 | 0 | 0 | 0 | 0 | 0 | 0 | 0 | 0 | 0 | 0 | 0 | 1 | 0 | 2 | 1 | 0 | .337 | |
| Mar 23 | UCF-2 | *2b/3b | 4 | 0 | 0 | 0 | 0 | 0 | 0 | 0 | 0 | 0 | 0 | 0 | 0 | 0 | 0 | 1 | 0 | 0 | .323 | |
| Mar 28 | at BYU | *2b/3b | 4 | 2 | 2 | 0 | 1 | 0 | 0 | 1 | 0 | 0 | 0 | 0 | 0 | 0 | 0 | 0 | 1 | 0 | .330 | |
| Mar 29 | at BYU-1 | *2b/3b | 4 | 0 | 0 | 0 | 0 | 0 | 0 | 0 | 0 | 0 | 0 | 0 | 0 | 0 | 0 | 1 | 1 | 0 | .317 | |
| Mar 29 | at BYU-2 | *2b | 5 | 1 | 3 | 3 | 1 | 0 | 1 | 0 | 0 | 0 | 0 | 0 | 0 | 0 | 2 | 1 | 0 | 0 | .330 | |
| Apr 03 | at Wichita State | *2b/3b | 5 | 0 | 1 | 1 | 0 | 0 | 0 | 0 | 0 | 0 | 0 | 0 | 0 | 0 | 1 | 1 | 3 | 0 | .325 | |
| Apr 05 | WEST VIRGINIA | *2b | 5 | 1 | 0 | 0 | 0 | 0 | 0 | 1 | 0 | 0 | 0 | 0 | 0 | 0 | 1 | 1 | 3 | 0 | .311 | |
| Apr 06 | WEST VIRGINIA | *2b/3b | 3 | 0 | 0 | 0 | 0 | 0 | 0 | 1 | 0 | 0 | 0 | 0 | 0 | 0 | 1 | 2 | 0 | 0 | .303 | |
| Apr 07 | WEST VIRGINIA | *2b/3b | 5 | 1 | 3 | 1 | 0 | 0 | 0 | 1 | 0 | 0 | 0 | 0 | 0 | 0 | 0 | 2 | 3 | 1 | .315 | |
| Apr 09 | NEBRASKA | *2b/3b | 4 | 0 | 1 | 0 | 0 | 0 | 0 | 0 | 0 | 0 | 1 | 0 | 0 | 0 | 0 | 2 | 2 | 0 | .313 | |
| Apr 12 | PACIFIC | *2b | 6 | 2 | 4 | 2 | 2 | 0 | 0 | 0 | 0 | 0 | 0 | 0 | 0 | 0 | 0 | 2 | 2 | 0 | .328 | |
| Apr 13 | PACIFIC | *2b | 6 | 2 | 4 | 2 | 1 | 0 | 0 | 0 | 0 | 0 | 0 | 0 | 0 | 0 | 0 | 0 | 0 | 0 | .343 | |
| Apr 14 | PACIFIC | *2b/3b | 5 | 2 | 3 | 6 | 0 | 0 | 1 | 0 | 0 | 0 | 0 | 0 | 0 | 0 | 1 | 1 | 2 | 0 | .351 | |
| Apr 19 | at Baylor | *2b | 4 | 2 | 0 | 0 | 0 | 0 | 0 | 1 | 0 | 0 | 0 | 0 | 0 | 0 | 1 | 1 | 4 | 0 | .342 | |
| Apr 20 | at Baylor | *2b | 3 | 1 | 0 | 0 | 0 | 0 | 0 | 2 | 0 | 0 | 0 | 0 | 0 | 0 | 0 | 1 | 4 | 0 | .335 | |
| Apr 21 | at Baylor | *2b | 3 | 2 | 2 | 2 | 0 | 0 | 0 | 1 | 0 | 0 | 0 | 0 | 0 | 0 | 1 | 0 | 0 | 0 | .342 | |
| Apr 23 | at Nebraska | *2b/3b | 4 | 0 | 2 | 1 | 1 | 0 | 0 | 1 | 0 | 0 | 0 | 0 | 0 | 0 | 0 | 1 | 0 | 0 | .346 | |
| Apr 26 | TEXAS TECH | *3b | 4 | 0 | 1 | 0 | 0 | 0 | 0 | 1 | 0 | 0 | 0 | 0 | 0 | 0 | 1 | 0 | 1 | 1 | .343 | |
| Apr 27 | TEXAS TECH | *3b | 5 | 2 | 2 | 1 | 0 | 0 | 0 | 0 | 0 | 0 | 0 | 0 | 0 | 0 | 0 | 0 | 2 | 0 | .345 | |
| Apr 28 | TEXAS TECH | *3b | 4 | 0 | 2 | 3 | 1 | 0 | 0 | 0 | 0 | 0 | 0 | 0 | 0 | 0 | 0 | 0 | 3 | 0 | .349 | |
| May 01 | WICHITA STATE | *3b | 5 | 1 | 1 | 0 | 1 | 0 | 0 | 0 | 0 | 0 | 0 | 0 | 0 | 1 | 0 | 0 | 2 | 0 | .344 | |
| May 03 | at Kansas State | *3b | 5 | 0 | 0 | 0 | 0 | 0 | 0 | 0 | 0 | 0 | 0 | 0 | 0 | 0 | 2 | 0 | 2 | 0 | .335 | |
| May 04 | at Kansas State | *3b | 5 | 0 | 1 | 0 | 0 | 0 | 0 | 0 | 0 | 0 | 0 | 0 | 0 | 0 | 0 | 1 | 1 | 1 | .332 | |
| May 05 | at Kansas State | *3b | 4 | 0 | 1 | 0 | 0 | 0 | 0 | 0 | 0 | 0 | 0 | 0 | 0 | 0 | 1 | 1 | 0 | 0 | .330 | |
| May 10 | HOUSTON | *3b | 3 | 1 | 1 | 1 | 0 | 0 | 0 | 1 | 0 | 0 | 0 | 0 | 0 | 0 | 1 | 1 | 2 | 1 | .330 | |
| May 11 | HOUSTON | *3b | 4 | 2 | 2 | 0 | 0 | 0 | 0 | 1 | 0 | 0 | 0 | 0 | 0 | 0 | 1 | 1 | 0 | 0 | .333 | |
| May 12 | HOUSTON | *3b | 3 | 1 | 2 | 1 | 1 | 0 | 0 | 1 | 0 | 0 | 0 | 0 | 1 | 0 | 0 | 0 | 4 | 1 | .338 | |
| Totals | | | 47gs | 204 | 39 | 69 | 42 | 18 | 0 | 5 | 22 | 0 | 0 | 3 | 0 | 2 | 9 | 17 | 107 | 69 | 8 | .338 |

On base pct. .407 • Slugging pct. .500

KANSAS CAREER STATS

| Year | avg | gp-gs | ab | r | h | 2b | 3b | hr | rbi | tb | slg% | bb | hbp | so | gdp | ob% | sf | sh | sb-att | po | a | e | fld% |
|-------|------|--------|-----|----|-----|----|----|----|-----|-----|------|----|-----|----|-----|------|----|----|--------|-----|-----|----|------|
| 2023 | .378 | 53-46 | 196 | 41 | 74 | 11 | 0 | 6 | 32 | 103 | .526 | 16 | 1 | 25 | 6 | .421 | 3 | 1 | 0-0 | 67 | 100 | 6 | .965 |
| 2024 | .338 | 47-47 | 204 | 39 | 69 | 18 | 0 | 5 | 42 | 102 | .500 | 22 | 3 | 17 | 9 | .407 | 2 | 0 | 0-0 | 107 | 69 | 8 | .957 |
| TOTAL | .358 | 100-93 | 400 | 80 | 143 | 29 | 0 | 11 | 74 | 205 | .513 | 38 | 4 | 42 | 15 | .414 | 5 | 1 | 0-0 | 174 | 169 | 14 | .961 |



20



HUNTER CASHERO

RHP • Sr. • 6-0 • 205 • R/R • Shawnee, Kan. • St. James Academy/Kansas City Kansas Community College
 Twitter/X: @HunterCashero • Instagram: @huntercashero

| SEASON HIGHS | | CAREER HIGHS | |
|------------------------|---------------------------------|-------------------------------------|--|
| INNINGS PITCHED | 2.0, 2x-last vs UCF, 3/22/24 | 6.0, 2x-last vs. Air Force, 4/19/23 | |
| STRIKEOUTS | 1, 5x-last vs Pacific, 4/12/24 | 5, at Samford, 5/12/23 | |
| WALKS ALLOWED | 2, at Cincinnati, 3/15/24 | 2, 3x-last at Cincinnati, 3/15/24 | |
| EARNED RUNS | 5, vs Pacific, 4/12/24 | 6, vs. Texas, 5/6/23 | |
| BATTERS FACED | 10, 3x-last vs Pacific, 4/12/24 | 25, vs. Texas Southern, 4/12/23 | |

NOTES

- His first appearance of the season was scoreless 2/18/24 vs. Illinois-Chicago
- Appeared in 16 games (eight starts) in 2023
- Starter: 3-1, 7.79 ERA, 32.1 IP, 1 BB, 17 SO, .358 BAA in 8 starts
- Reliever: 0-0, 5.40 ERA, 13.1 IP, 7 BB, 7 SO, .300 BAA in 8 apps
- His 1.58 BB/9 inn. led the team in 2023
- W, 5.0 IP, 5 H, 4 R, 0 BB, 5 SO at Samford 5/12/23
- W, 6.0 IP, 3 H, 2 R, 0 BB, 1 SO vs. Air Force 4/19/23
- Earned his first career win against Texas Southern 4/12/23 (W, 6.0 IP, 9 H, 3 R, 0 BB, 2 SO)
- Made his first career start against Missouri State 4/4/23
- Back-to-back multi-inning relief appearances 3/15 & 3/22/23
- Spent three years in the KCKCC program
- Transferred to Kansas with two years of eligibility remaining
- 2022 All-KJCCC Honorable Mention
- Career: 10-2, 4.38 ERA, 78.0 IP, 27 BB, 82 SO, 13 SV in 50 apps (2 starts) over three seasons
- 2022: 7-2, 4.58 ERA, 35.1 IP, 12 BB, 39 SO, 7 SV in 22 apps (1 start) as a sophomore
- Led KCKCC in wins (7) and saves (7) in 2022
- Recorded 9.93 strikeouts per nine innings pitched in 2022
- 2021: 3-0, 2.86 ERA, 34.2 IP, 11 BB, 35 SO, 6 SV in 21 apps (1 start)
- Led KCKCC in saves (6) and ERA (2.86) minimum 10 IP in 2021
- 2020: 0-0, 10.13 ERA, 8.0 IP, 4 BB, 8 SO in seven appearances

GAME-BY-GAME

#20 Cashero, Hunter - 9 appearances (All games)

| Date | Opponent | GS | IP | H | R | ER | BB | SO | 2B | 3B | HR | WP | BK | HBP | IBB | Score | W-L | Sv | ERA | NP |
|--------|---------------------|----|-----|----|----|----|----|----|----|----|----|----|----|-----|-----|-------|-----|----|-------|----|
| Feb 18 | vs Illinois-Chicago | | 1.0 | 2 | 0 | 0 | 0 | 1 | 1 | 0 | 0 | 0 | 0 | 0 | 0 | 8-2 | 0-0 | 0 | 0.00 | 20 |
| Mar 10 | TCU | | 0.0 | 1 | 2 | 2 | 1 | 0 | 0 | 0 | 0 | 0 | 0 | 0 | 0 | 4-13 | 0-0 | 0 | 18.00 | 9 |
| Mar 15 | at Cincinnati | | 2.0 | 2 | 0 | 0 | 2 | 1 | 1 | 0 | 0 | 0 | 0 | 0 | 0 | 14-4 | 0-0 | 0 | 6.00 | 33 |
| Mar 22 | UCF | | 2.0 | 4 | 1 | 1 | 0 | 1 | 0 | 0 | 0 | 0 | 0 | 0 | 0 | 13-3 | 0-0 | 0 | 5.40 | 26 |
| Mar 28 | at BYU | | 1.0 | 0 | 0 | 0 | 0 | 1 | 0 | 0 | 0 | 0 | 0 | 1 | 0 | 11-1 | 0-0 | 0 | 4.50 | 14 |
| Apr 03 | at Wichita State | | 0.2 | 1 | 1 | 1 | 1 | 0 | 0 | 0 | 0 | 0 | 0 | 1 | 0 | 6-7 | 0-0 | 0 | 5.40 | 23 |
| Apr 07 | WEST VIRGINIA | | 0.1 | 3 | 3 | 1 | 0 | 0 | 2 | 0 | 0 | 0 | 0 | 0 | 0 | 9-16 | 0-1 | 0 | 6.43 | 19 |
| Apr 12 | PACIFIC | | 1.2 | 5 | 5 | 5 | 1 | 1 | 1 | 1 | 1 | 0 | 0 | 0 | 0 | 18-7 | 0-1 | 0 | 10.38 | 36 |
| May 10 | HOUSTON | | 1.0 | 1 | 0 | 0 | 0 | 0 | 0 | 1 | 0 | 0 | 0 | 0 | 0 | 5-13 | 0-1 | 0 | 9.31 | 16 |
| Totals | | 0 | 9.2 | 19 | 12 | 10 | 5 | 5 | 5 | 2 | 1 | 0 | 0 | 2 | 0 | 88-66 | 0-1 | 0 | 9.31 | - |

KANSAS CAREER STATS

| Year | era | w-l | app | gs | cg | sho | sv | ip | h | r | er | bb | so | 2b | 3b | hr | bf | bavg | wp | hbp | bk | sfa | sha |
|-------|------|-----|-----|----|----|-----|----|------|----|----|----|----|----|----|----|----|-----|------|----|-----|----|-----|-----|
| 2023 | 7.09 | 3-1 | 16 | 8 | 0 | 0/0 | 0 | 45.2 | 63 | 39 | 36 | 8 | 24 | 13 | 6 | 7 | 203 | .342 | 2 | 6 | 0 | 3 | 2 |
| 2024 | 9.31 | 0-1 | 9 | 0 | 0 | 0/0 | 0 | 9.2 | 19 | 12 | 10 | 5 | 5 | 5 | 2 | 1 | 55 | .404 | 0 | 2 | 0 | 1 | 0 |
| TOTAL | 7.48 | 3-2 | 25 | 8 | 0 | 0/0 | 0 | 55.1 | 82 | 51 | 46 | 13 | 29 | 18 | 8 | 8 | 258 | .355 | 2 | 8 | 0 | 4 | 2 |

21



JAKE ENGLISH

C • Sr. • 6-2 • 210 • R/R • Olathe, Kan. • Olathe South HS
 Twitter/X: @JacobEnglish01 • Instagram: @jake.english24

| SEASON HIGHS | | CAREER HIGHS | |
|---------------------|--------------------------------------|--------------------------------------|--|
| HITS | 3, 8x-last vs Houston, 5/12/24 | 4, at Kansas State, 5/8/22 | |
| DOUBLES | 2, vs Missouri, 3/19/24 | 2, vs Missouri, 3/19/24 | |
| TRIPLES | | 1, at The Citadel, 3/17/23 | |
| HOME RUNS | 2, 2x-last vs Texas Southern, 3/2/24 | 2, 2x-last vs Texas Southern, 3/2/24 | |
| RBI | 5, vs Illinois-Chicago, 2/18/24 | 5, vs Illinois-Chicago, 2/18/24 | |
| RUNS | 3, 3x-last vs Houston, 5/12/24 | 5, vs. Oakland, 2/26/23 | |
| WALKS | 5, at Cincinnati, 3/15/24 | 5, at Cincinnati, 3/15/24 | |
| STOLEN BASES | | | |

NOTES

- 10 HR in back-to-back seasons; first Jayhawk with double-digit home runs in consecutive seasons since Ryne Price in 2007 and 2008
- Second in the Big 12 in walks (44), fourth in on-base percentage (.475), seventh in slugging percentage (.645), eighth in runs scored (50) and tied for eighth in RBI (47)
- Leads the conference in walks (25) in Big 12 games
- Leads the team in slugging percentage (.645), RBI (47), home runs (13), walks (44), runs scored (50) and total bases (107)
- 16-game on-base streak from 4/7-5/5/24
- Walk in eight straight games from 4/23-5/5/24
- Second grand slam of the season at Baylor 4/20/24
- Multiple walks in 11 games this season
- Big 12 Player of the Week on April 1 (.500/.571/1.167 (6-for-12), 2 2B, 2 HR, 5 RBI, 6 R, 2 BB with a 1.738 OPS)
- Tied a program record with five BB at Cincinnati 3/15/24; matched Pat Karlin on May 6, 1988 vs. Oklahoma
- Reached base in the first 17 games this season
- Second multi-HR game of the season (3rd career) vs. Texas Southern 3/2/24
- Karbach Round Rock Classic All-Tournament Team
- Second career multi-HR game 2/18/24; career-high 5 RBI
- Starting catcher on Opening Day
- Appeared in 49 games (44 starts; 39 at catcher, 5 at first base) in 2023
- Led the team in walks (32) and tied for third in HR (10) in 2023
- Homered in back-to-back appearances three times in 2023 (Feb. 24-26 vs. Oakland + April 7-8 at West Virginia + May 25-26 vs. TCU/vs. K-State)
- Threw out 16 of 47 runners trying to steal (34.0%) in 2023; the 16 runners caught stealing were the most by a Kansas catcher since Ka'iana Eldredge
- 19-game on-base streak from 3/31-4/29/23
- Drew 15 walks in 12 games from 3/29-4/16/23
- First career multi-HR game vs. Oakland 2/26/23 (3-for-5, 2 HR, 4 RBI, 5 R, BB)
- Academic All-Big 12 First Team in 2022
- Appeared in 26 games (18 starts; all at catcher) in 2022
- 11-game on-base streak from 4/2/22-5/8/22
- Went 4-for-4 with a double and run scored at K-State 5/8/22
- First career multi-RBI game vs. Texas Southern 4/20/22
- No. 1 catcher in Kansas by Prep Baseball Report and Perfect Game
- Finished his junior year of high school with a .429 batting average with five doubles, four homers and 22 RBI

GAME-BY-GAME

#21 English, Jake - 47 games (All games)

| Date | Opponent | Pos | AB | R | H | RBI | 2B | 3B | HR | BB | SB | CS | HBP | SAC | SF | GDP | K | PO | A | E | Avg |
|--------|-----------------------|-------|------|-----|----|-----|----|----|----|----|----|----|-----|-----|----|-----|----|-----|----|------|------|
| Feb 16 | vs Illinois-Chicago | *c | 2 | 1 | 1 | 0 | 0 | 0 | 0 | 2 | 0 | 0 | 0 | 0 | 0 | 0 | 0 | 9 | 1 | 0 | .500 |
| Feb 17 | vs Illinois-Chicago | c | 1 | 1 | 0 | 0 | 0 | 0 | 1 | 0 | 0 | 0 | 0 | 0 | 0 | 1 | 0 | 2 | 0 | 0 | .333 |
| Feb 18 | vs Illinois-Chicago | *c | 4 | 2 | 2 | 5 | 0 | 0 | 2 | 0 | 0 | 0 | 0 | 0 | 0 | 0 | 6 | 1 | 0 | .429 | |
| Feb 20 | vs A&M Corpus Christi | *c | 2 | 3 | 1 | 2 | 0 | 0 | 1 | 2 | 0 | 0 | 0 | 0 | 1 | 0 | 11 | 1 | 0 | .444 | |
| Feb 23 | vs Texas State | *c | 4 | 2 | 3 | 3 | 0 | 0 | 1 | 0 | 0 | 0 | 0 | 0 | 0 | 0 | 11 | 2 | 0 | .538 | |
| Feb 24 | vs Washington State | *c | 3 | 2 | 1 | 0 | 0 | 0 | 1 | 0 | 0 | 0 | 0 | 0 | 0 | 0 | 4 | 4 | 0 | .500 | |
| Feb 25 | vs Kentucky | *c | 4 | 1 | 2 | 0 | 0 | 0 | 0 | 1 | 0 | 0 | 0 | 0 | 0 | 0 | 9 | 2 | 0 | .500 | |
| Mar 01 | TEXAS SOUTHERN | *c | 4 | 0 | 0 | 0 | 0 | 0 | 0 | 1 | 0 | 0 | 0 | 0 | 1 | 1 | 5 | 2 | 0 | .417 | |
| Mar 02 | TEXAS SOUTHERN-1 | *1b/c | 4 | 2 | 2 | 4 | 0 | 0 | 2 | 0 | 0 | 0 | 0 | 0 | 0 | 0 | 6 | 1 | 0 | .429 | |
| Mar 02 | TEXAS SOUTHERN-2 | *c | 3 | 2 | 0 | 0 | 0 | 0 | 0 | 0 | 0 | 2 | 0 | 0 | 0 | 0 | 9 | 2 | 0 | .387 | |
| Mar 03 | TEXAS SOUTHERN | *c | 2 | 1 | 1 | 0 | 1 | 0 | 0 | 2 | 0 | 0 | 0 | 0 | 0 | 0 | 4 | 1 | 0 | .394 | |
| Mar 08 | TCU | *c | 3 | 0 | 1 | 0 | 0 | 0 | 0 | 1 | 0 | 0 | 0 | 0 | 0 | 0 | 14 | 0 | 0 | .389 | |
| Mar 09 | TCU | *c | 2 | 0 | 0 | 1 | 0 | 0 | 0 | 1 | 0 | 0 | 0 | 0 | 1 | 0 | 1 | 8 | 0 | .368 | |
| Mar 10 | TCU | *c | 4 | 1 | 1 | 0 | 0 | 0 | 0 | 0 | 0 | 0 | 0 | 0 | 0 | 0 | 1 | 6 | 0 | .357 | |
| Mar 12 | MISSOURI | *c | 3 | 1 | 1 | 0 | 1 | 0 | 0 | 2 | 0 | 0 | 0 | 0 | 0 | 0 | 1 | 18 | 0 | .356 | |
| Mar 15 | at Cincinnati | *1b/c | 1 | 2 | 0 | 0 | 0 | 0 | 0 | 5 | 0 | 0 | 0 | 0 | 0 | 0 | 8 | 1 | 0 | .348 | |
| Mar 16 | at Cincinnati | *c | 3 | 0 | 1 | 0 | 1 | 0 | 0 | 1 | 0 | 0 | 0 | 0 | 0 | 0 | 7 | 2 | 0 | .347 | |
| Mar 17 | at Cincinnati | *c | 4 | 0 | 0 | 0 | 0 | 0 | 0 | 0 | 0 | 0 | 0 | 0 | 1 | 2 | 6 | 0 | 0 | .321 | |
| Mar 19 | vs Missouri | *c | 5 | 0 | 2 | 0 | 2 | 0 | 0 | 0 | 0 | 0 | 0 | 0 | 0 | 0 | 9 | 2 | 1 | .328 | |
| Mar 22 | UCF | *1b/c | 3 | 2 | 1 | 1 | 0 | 0 | 0 | 3 | 0 | 0 | 0 | 0 | 0 | 0 | 2 | 3 | 1 | .328 | |
| Mar 23 | UCF-1 | *1b/c | 4 | 0 | 1 | 0 | 0 | 0 | 0 | 0 | 0 | 0 | 0 | 0 | 0 | 0 | 1 | 9 | 0 | .323 | |
| Mar 23 | UCF-2 | *c | 4 | 0 | 1 | 0 | 0 | 0 | 0 | 0 | 0 | 0 | 0 | 0 | 0 | 0 | 3 | 8 | 0 | .319 | |
| Mar 28 | at BYU | *c | 5 | 3 | 3 | 3 | 1 | 0 | 1 | 0 | 0 | 0 | 0 | 0 | 0 | 0 | 13 | 0 | 0 | .338 | |
| Mar 29 | at BYU-1 | *c | 4 | 2 | 3 | 2 | 1 | 0 | 1 | 0 | 0 | 0 | 0 | 0 | 0 | 0 | 7 | 1 | 0 | .359 | |
| Mar 29 | at BYU-2 | *1b/c | 3 | 1 | 1 | 0 | 0 | 0 | 0 | 2 | 0 | 0 | 0 | 0 | 0 | 0 | 7 | 0 | 0 | .346 | |
| Apr 03 | at Wichita State | *c | 3 | 1 | 1 | 0 | 0 | 0 | 0 | 2 | 0 | 0 | 0 | 0 | 0 | 0 | 1 | 11 | 1 | .345 | |
| Apr 05 | WEST VIRGINIA | *c | 3 | 2 | 3 | 4 | 1 | 0 | 1 | 1 | 0 | 0 | 1 | 0 | 0 | 0 | 9 | 1 | 0 | .368 | |
| Apr 06 | WEST VIRGINIA | *1b/c | 4 | 0 | 0 | 0 | 0 | 0 | 0 | 0 | 0 | 0 | 0 | 0 | 0 | 0 | 1 | 8 | 0 | .352 | |
| Apr 07 | WEST VIRGINIA | *c | 5 | 1 | 2 | 0 | 0 | 0 | 0 | 1 | 0 | 0 | 0 | 0 | 0 | 0 | 2 | 7 | 0 | .354 | |
| Apr 09 | NEBRASKA | *c | 5 | 0 | 1 | 3 | 0 | 0 | 0 | 0 | 0 | 0 | 0 | 0 | 0 | 0 | 4 | 10 | 0 | .347 | |
| Apr 12 | PACIFIC | *c | 5 | 2 | 3 | 3 | 1 | 0 | 1 | 0 | 0 | 0 | 0 | 0 | 0 | 0 | 8 | 1 | 0 | .358 | |
| Apr 13 | PACIFIC | *1b/c | 3 | 0 | 1 | 2 | 0 | 0 | 0 | 3 | 0 | 0 | 0 | 0 | 0 | 0 | 9 | 1 | 0 | .358 | |
| Apr 14 | PACIFIC | *c | 4 | 1 | 0 | 1 | 0 | 0 | 0 | 0 | 0 | 1 | 0 | 0 | 0 | 0 | 2 | 7 | 0 | .345 | |
| Apr 19 | at Baylor | *c | 5 | 1 | 2 | 1 | 0 | 0 | 1 | 0 | 0 | 0 | 0 | 0 | 0 | 0 | 3 | 7 | 0 | .347 | |
| Apr 20 | at Baylor | *c | 3 | 2 | 1 | 4 | 0 | 0 | 1 | 2 | 0 | 0 | 0 | 0 | 0 | 0 | 2 | 9 | 0 | .347 | |
| Apr 21 | at Baylor | *c | 5 | 2 | 3 | 2 | 0 | 0 | 0 | 0 | 0 | 0 | 0 | 0 | 0 | 0 | 1 | 7 | 1 | .357 | |
| Apr 23 | at Nebraska | *c | 4 | 0 | 0 | 0 | 0 | 0 | 0 | 1 | 0 | 0 | 0 | 0 | 0 | 0 | 3 | 9 | 1 | .346 | |
| Apr 26 | TEXAS TECH | *c | 3 | 0 | 0 | 1 | 0 | 0 | 0 | 1 | 0 | 0 | 0 | 1 | 2 | 0 | 10 | 0 | 0 | .338 | |
| Apr 27 | TEXAS TECH | *c | 4 | 1 | 1 | 0 | 0 | 0 | 0 | 1 | 0 | 0 | 0 | 0 | 0 | 0 | 1 | 8 | 0 | .336 | |
| Apr 28 | TEXAS TECH | *c | 4 | 1 | 1 | 1 | 0 | 0 | 0 | 1 | 0 | 0 | 0 | 0 | 0 | 0 | 2 | 10 | 0 | .333 | |
| May 01 | WICHITA STATE | *c | 4 | 0 | 0 | 0 | 0 | 0 | 0 | 1 | 0 | 0 | 0 | 0 | 0 | 0 | 9 | 0 | 0 | .324 | |
| May 03 | at Kansas State | *c | 4 | 0 | 1 | 0 | 1 | 0 | 0 | 1 | 0 | 0 | 0 | 0 | 0 | 0 | 1 | 1 | 0 | .322 | |
| May 04 | at Kansas State | *c | 4 | 2 | 2 | 0 | 1 | 0 | 0 | 1 | 0 | 0 | 0 | 0 | 0 | 0 | 1 | 8 | 0 | .327 | |
| May 05 | at Kansas State | *c | 3 | 0 | 0 | 0 | 0 | 0 | 0 | 1 | 0 | 0 | 0 | 0 | 0 | 0 | 12 | 0 | 0 | .321 | |
| May 10 | HOUSTON | *c | 2 | 0 | 0 | 2 | 0 | 0 | 0 | 0 | 0 | 0 | 0 | 0 | 2 | 0 | 10 | 1 | 0 | .316 | |
| May 11 | HOUSTON | *1b/c | 5 | 2 | 3 | 1 | 1 | 0 | 0 | 0 | 0 | 0 | 0 | 0 | 0 | 0 | 2 | 7 | 1 | .325 | |
| May 12 | HOUSTON | *c | 3 | 3 | 3 | 1 | 0 | 0 | 1 | 2 | 0 | 0 | 0 | 0 | 0 | 0 | 13 | 1 | 0 | .337 | |
| Totals | | | 46gs | 166 | 50 | 56 | 47 | 12 | 0 | 13 | 44 | 0 | 0 | 4 | 0 | 5 | 39 | 390 | 34 | 4 | .337 |

On base pct. .475 • Slugging pct. .645

KANSAS CAREER STATS

| Year | avg | gp-gs | ab | r | h | 2b | 3b | hr | rbi | tb | slg% | bb | hbp | so | gdp | ob% | sf | sh | sb-att | po | a | e | fld% |
|-------|------|---------|-----|----|-----|----|----|----|-----|-----|------|----|-----|----|-----|------|----|----|--------|-----|----|----|-------|
| 2021 | .000 | 4-3 | 5 | 0 | 0 | 0 | 0 | 0 | 0 | 0 | .000 | 1 | 0 | 2 | 0 | .167 | 0 | 0 | 0-0 | 3 | 0 | 0 | 1.000 |
| 2022 | .254 | 26-18 | 71 | 6 | 18 | 5 | 0 | 0 | 7 | 23 | .324 | 8 | 0 | 12 | 4 | .325 | 1 | 0 | 0-0 | 145 | 17 | 1 | .994 |
| 2023 | .219 | 49-44 | 160 | 25 | 35 | 4 | 1 | 10 | 22 | 71 | .444 | 32 | 0 | 36 | 2 | .345 | 2 | 1 | 0-0 | 324 | 37 | 5 | .986 |
| 2024 | .337 | 47-46 | 166 | 50 | 56 | 12 | 0 | 13 | 47 | 107 | .645 | 44 | 4 | 39 | 5 | .475 | 5 | 0 | 0-0 | 390 | 34 | 4 | .991 |
| TOTAL | .271 | 126-111 | 402 | 81 | 109 | 21 | 1 | 23 | 76 | 201 | .500 | 85 | 4 | 89 | 11 | .397 | 8 | 1 | 0-0 | 862 | 88 | 10 | .990 |



25



BEN HARTL

C • Jr. • 5-11 • 210 • R/R • Springfield, Ill. • Springfield HS/Heartland Community College
 Twitter/X: @bhartl3 • Instagram: @benhartl3

| SEASON HIGHS | | CAREER HIGHS | |
|---------------------|-----------------------------------|-----------------------------------|--|
| HITS | 4, vs Texas Tech, 4/26/24 | 4, vs Texas Tech, 4/26/24 | |
| DOUBLES | 2, 2x-last at BYU, 3/28/24 | 2, 2x-last at BYU, 3/28/24 | |
| TRIPLES | | | |
| HOME RUNS | 1, 9x-last vs Houston, 5/11/24 | 1, 9x-last vs Houston, 5/11/24 | |
| RBI | 5, at Baylor, 4/21/24 | 5, at Baylor, 4/21/24 | |
| RUNS | 2, 8x-last vs Houston, 5/11/24 | 2, 8x-last vs Houston, 5/11/24 | |
| WALKS | 3, 2x-last at Cincinnati, 3/15/24 | 3, 2x-last at Cincinnati, 3/15/24 | |
| STOLEN BASES | | | |

NOTES

- Third in the Big 12 in on-base percentage (.476), tied for third in HBP (13) and ninth in slugging percentage (.629)
- Leads the team in on-base percentage (.476) and HBP (13), second in home runs (9) and slugging percentage (.629)
- 27 starts at first base and seven starts at catcher
- 11 multi-hit and eight multi-RBI games this season
- 15-game on-base streak from 4/7-5/4/24
- Hit his first career grand slam at Baylor 4/21/24; finished with a career-high 5 RBI
- Homered in back-to-back games for the second time this season (Feb. 17-18)
- Hit a 3-run HR on back-to-back days 2/17-2/18/24 vs. Illinois-Chicago
- Starting first baseman on Opening Day
- Transferred to Kansas with two years of eligibility remaining
- Spent two years in the Heartland program (2022-23)
- ABCA/Rawlings NJCAA Div. II All-America First Team catcher in 2022
- ABCA/Rawlings NJCAA Div. II All-America Second Team catcher in 2023
- JBB Division II NJCAA First Team All-American in 2022
- Career: .428/.582/.782 (151-for-353), 47 2B, 6 3B, 22 HR, 134 RBI, 186 R, 76 BB, 15 SB in 114 games
- Walked more times (76) than he struck out (64) in his two years at Heartland
- 2023: .420/.593/.722 (74-for-176), 22 2B, 2 3B, 9 HR, 66 RBI, 100 R, 41 BB, 11 SB in 57 games
- Helped Heartland capture its first national title in program history
- Selected to the postseason All-Tournament Team
- 2022: .435/.571/.842 (77-for-177), 25 2B, 4 3B, 13 HR, 68 RBI, 86 R, 35 BB, 4 SB in 57 games
- Led the team in doubles (25) and on-base percentage (.571)
- No. 2 ranked catcher in the state of Illinois, and the No. 14 overall prospect in the state according to Prep Baseball Report in 2021
- Helped Springfield High School win its first baseball state championship (3A) in 2021

GAME-BY-GAME

#25 Hartl, Ben - 38 games (All games)

| Date | Opponent | Pos | AB | R | H | RBI | 2B | 3B | HR | BB | SB | CS | HBP | SAC | SF | GDP | K | PO | A | E | Avg | |
|--------|-----------------------|--------|------|-----|----|-----|----|----|----|----|----|----|-----|-----|----|-----|---|----|-----|----|------|------|
| Feb 16 | vs Illinois-Chicago | *1b | 2 | 0 | 0 | 0 | 0 | 0 | 0 | 3 | 0 | 0 | 0 | 0 | 0 | 0 | 0 | 7 | 0 | 1 | .000 | |
| Feb 17 | vs Illinois-Chicago | *c/1b | 2 | 1 | 1 | 3 | 0 | 0 | 1 | 2 | 0 | 0 | 0 | 0 | 0 | 0 | 0 | 11 | 1 | 0 | .250 | |
| Feb 18 | vs Illinois-Chicago | *1b | 3 | 2 | 2 | 3 | 1 | 0 | 1 | 1 | 0 | 0 | 0 | 0 | 0 | 0 | 1 | 10 | 1 | 0 | .429 | |
| Feb 20 | vs A&M Corpus Christi | *1b | 2 | 0 | 0 | 0 | 0 | 0 | 0 | 0 | 0 | 0 | 0 | 0 | 0 | 0 | 0 | 3 | 1 | 0 | .333 | |
| Mar 10 | TCU | ph | 0 | 0 | 0 | 0 | 0 | 0 | 0 | 1 | 0 | 0 | 0 | 0 | 0 | 0 | 0 | 0 | 0 | 0 | .333 | |
| Mar 12 | MISSOURI | ph/dh | 3 | 0 | 0 | 0 | 0 | 0 | 0 | 0 | 0 | 0 | 0 | 0 | 0 | 0 | 2 | 0 | 0 | 0 | .250 | |
| Mar 15 | at Cincinnati | *c | 2 | 1 | 0 | 1 | 0 | 0 | 0 | 3 | 0 | 0 | 0 | 1 | 0 | 0 | 1 | 8 | 0 | 0 | .214 | |
| Mar 16 | at Cincinnati | *1b | 3 | 0 | 0 | 0 | 0 | 0 | 0 | 0 | 0 | 0 | 0 | 0 | 0 | 0 | 2 | 4 | 0 | 0 | .176 | |
| Mar 17 | at Cincinnati | *1b | 3 | 0 | 1 | 0 | 0 | 0 | 0 | 0 | 0 | 0 | 0 | 0 | 0 | 0 | 1 | 8 | 1 | 1 | .200 | |
| Mar 19 | vs Missouri | c | 0 | 0 | 0 | 0 | 0 | 0 | 0 | 0 | 0 | 0 | 0 | 0 | 0 | 0 | 0 | 1 | 0 | 0 | .200 | |
| Mar 22 | UCF | *3b/2b | 3 | 2 | 3 | 1 | 1 | 0 | 0 | 1 | 0 | 0 | 0 | 0 | 0 | 0 | 0 | 2 | 1 | 0 | .304 | |
| Mar 23 | UCF-1 | *c/1b | 3 | 1 | 1 | 0 | 0 | 0 | 0 | 1 | 0 | 0 | 0 | 0 | 0 | 0 | 1 | 8 | 0 | 1 | .308 | |
| Mar 23 | UCF-2 | *1b | 3 | 1 | 1 | 0 | 0 | 0 | 0 | 0 | 1 | 0 | 1 | 0 | 0 | 0 | 0 | 7 | 1 | 1 | .310 | |
| Mar 28 | at BYU | *1b | 3 | 2 | 2 | 1 | 2 | 0 | 0 | 0 | 0 | 0 | 2 | 0 | 0 | 0 | 0 | 4 | 1 | 0 | .344 | |
| Mar 29 | at BYU-1 | *1b | 4 | 0 | 0 | 0 | 0 | 0 | 0 | 0 | 0 | 0 | 0 | 0 | 0 | 0 | 2 | 2 | 0 | 0 | .306 | |
| Mar 29 | at BYU-2 | *c/1b | 5 | 0 | 2 | 1 | 0 | 0 | 0 | 0 | 0 | 0 | 0 | 0 | 0 | 0 | 2 | 11 | 1 | 0 | .317 | |
| Apr 03 | at Wichita State | *1b | 4 | 1 | 2 | 2 | 1 | 0 | 0 | 1 | 0 | 0 | 0 | 0 | 0 | 0 | 2 | 8 | 0 | 0 | .333 | |
| Apr 05 | WEST VIRGINIA | *1b | 3 | 1 | 1 | 1 | 0 | 0 | 0 | 2 | 0 | 0 | 0 | 0 | 0 | 0 | 0 | 4 | 1 | 0 | .333 | |
| Apr 06 | WEST VIRGINIA | *c/1b | 4 | 0 | 0 | 0 | 0 | 0 | 0 | 0 | 0 | 0 | 0 | 0 | 0 | 0 | 0 | 8 | 0 | 0 | .308 | |
| Apr 07 | WEST VIRGINIA | *1b | 4 | 1 | 0 | 0 | 0 | 0 | 0 | 1 | 0 | 0 | 1 | 0 | 0 | 0 | 1 | 2 | 12 | 0 | .286 | |
| Apr 09 | NEBRASKA | *1b | 4 | 2 | 1 | 1 | 0 | 0 | 1 | 0 | 0 | 0 | 1 | 0 | 0 | 0 | 1 | 9 | 0 | 0 | .283 | |
| Apr 12 | PACIFIC | *1b/c | 5 | 2 | 3 | 0 | 1 | 0 | 0 | 0 | 0 | 0 | 1 | 0 | 0 | 0 | 0 | 6 | 1 | 0 | .308 | |
| Apr 13 | PACIFIC | *c/1b | 5 | 1 | 3 | 2 | 0 | 0 | 1 | 0 | 0 | 0 | 0 | 0 | 0 | 0 | 0 | 11 | 0 | 0 | .329 | |
| Apr 14 | PACIFIC | *1b | 4 | 2 | 2 | 3 | 1 | 0 | 1 | 0 | 0 | 0 | 0 | 0 | 0 | 0 | 0 | 7 | 0 | 0 | .338 | |
| Apr 19 | at Baylor | *1b | 3 | 1 | 1 | 1 | 0 | 0 | 0 | 2 | 0 | 0 | 0 | 0 | 0 | 0 | 1 | 9 | 0 | 1 | .338 | |
| Apr 20 | at Baylor | *1b | 2 | 0 | 0 | 0 | 0 | 0 | 0 | 1 | 0 | 0 | 2 | 0 | 0 | 0 | 1 | 8 | 1 | 0 | .329 | |
| Apr 21 | at Baylor | *1b | 3 | 2 | 1 | 5 | 0 | 0 | 1 | 0 | 0 | 0 | 1 | 0 | 1 | 0 | 2 | 9 | 0 | 0 | .329 | |
| Apr 23 | at Nebraska | *1b | 5 | 1 | 1 | 0 | 0 | 0 | 0 | 0 | 0 | 0 | 0 | 0 | 0 | 0 | 0 | 2 | 8 | 1 | .322 | |
| Apr 26 | TEXAS TECH | *1b | 5 | 1 | 4 | 2 | 1 | 0 | 1 | 0 | 0 | 0 | 0 | 0 | 0 | 0 | 0 | 7 | 1 | 0 | .348 | |
| Apr 27 | TEXAS TECH | *1b | 3 | 1 | 1 | 2 | 1 | 0 | 0 | 0 | 0 | 0 | 1 | 0 | 0 | 0 | 1 | 3 | 0 | 0 | .347 | |
| Apr 28 | TEXAS TECH | *1b | 3 | 0 | 0 | 0 | 0 | 0 | 0 | 1 | 0 | 0 | 0 | 0 | 0 | 0 | 2 | 6 | 0 | 0 | .337 | |
| May 01 | WICHITA STATE | *1b | 3 | 1 | 1 | 1 | 0 | 0 | 1 | 0 | 0 | 0 | 1 | 0 | 0 | 0 | 0 | 2 | 9 | 2 | .337 | |
| May 03 | at Kansas State | *1b | 3 | 1 | 1 | 1 | 0 | 0 | 1 | 0 | 0 | 0 | 0 | 0 | 0 | 0 | 0 | 5 | 2 | 0 | .337 | |
| May 04 | at Kansas State | *1b | 4 | 1 | 2 | 1 | 1 | 0 | 0 | 1 | 0 | 0 | 0 | 0 | 0 | 0 | 1 | 2 | 1 | 0 | .343 | |
| May 05 | at Kansas State | *1b | 4 | 0 | 0 | 0 | 0 | 0 | 0 | 0 | 0 | 0 | 0 | 0 | 0 | 0 | 1 | 2 | 1 | 0 | .330 | |
| May 10 | HOUSTON | *1b | 3 | 1 | 1 | 0 | 0 | 0 | 0 | 2 | 0 | 0 | 0 | 0 | 0 | 0 | 0 | 5 | 1 | 0 | .330 | |
| May 11 | HOUSTON | *c/1b | 4 | 2 | 2 | 1 | 1 | 0 | 1 | 1 | 0 | 0 | 0 | 0 | 0 | 0 | 0 | 9 | 2 | 0 | .336 | |
| May 12 | HOUSTON | *1b | 5 | 1 | 0 | 0 | 0 | 0 | 0 | 0 | 0 | 0 | 1 | 0 | 0 | 0 | 3 | 8 | 0 | 0 | .323 | |
| Totals | | | 34gs | 124 | 33 | 40 | 32 | 11 | 0 | 9 | 25 | 1 | 0 | 13 | 0 | 2 | 1 | 33 | 247 | 21 | 5 | .323 |

On base pct. .476 • Slugging pct. .629

KANSAS CAREER STATS

| Year | avg | gp-gs | ab | r | h | 2b | 3b | hr | rbi | tb | slg% | bb | hbp | so | gdp | ob% | sf | sh | sb-att | po | a | e | fld% |
|-------|------|-------|-----|----|----|----|----|----|-----|----|------|----|-----|----|-----|------|----|----|--------|-----|----|---|------|
| 2024 | .323 | 38-34 | 124 | 33 | 40 | 11 | 0 | 9 | 32 | 78 | .629 | 25 | 13 | 33 | 1 | .476 | 2 | 0 | 1-1 | 247 | 21 | 5 | .982 |
| TOTAL | .323 | 38-34 | 124 | 33 | 40 | 11 | 0 | 9 | 32 | 78 | .629 | 25 | 13 | 33 | 1 | .476 | 2 | 0 | 1-1 | 247 | 21 | 5 | .982 |

29



JOHN NETT

OF • Sr. • 5-10 • 200 • R/R • Appleton, Wis. • Kimberly HS/St. Cloud State

Instagram: @john_net

| SEASON HIGHS | | CAREER HIGHS* | |
|---------------------|--------------------------------|------------------------------------|--|
| HITS | 4, vs Pacific, 4/14/24 | 5, at Minnesota Duluth, 4/30/23 | |
| DOUBLES | 2, 2x-last vs Pacific, 4/14/24 | 2, 10x-last vs Pacific, 4/14/24 | |
| TRIPLES | 1, vs TCU, 3/9/24 | 1, 11x-last vs TCU, 3/9/24 | |
| HOME RUNS | 2, vs Pacific, 4/14/24 | 2, vs Pacific, 4/14/24 | |
| RBI | 4, vs Pacific, 4/14/24 | 6, at Sioux Falls, 4/17/23 | |
| RUNS | 4, vs Pacific, 4/14/24 | 5, at Arkansas-Monticello, 2/12/23 | |
| WALKS | 3, vs Texas Tech, 4/26/24 | 3, 7x-last vs Texas Tech, 4/26/24 | |
| STOLEN BASES | 2, vs Texas Tech, 4/27/24 | 4, at Bemidji State, 4/27/23 | |

*at St. Cloud State and Kansas

NOTES

- 20-game hitting streak from 3/28-5/3/24; hit .424 (36-for-85), 8 2B, 6 HR, 18 RBI, 31 R, 14 BB during the stretch to raise his batting average from .314 to .368
- Reached base safely in 44 of 47 games this season
- Recorded a hit in 33 of the last 36 games
- Sixth in the Big 12 in batting average (.352), tied for sixth in hits (68), ninth in runs (49)
- Leads the team in multi-hit games (21), batting average (.352) and stolen bases (8)
- Big 12 Newcomer of the Week on April 15; hit .588/.667/1.176 (10-for-17), 4 2B, 2 HR, 9 RBI, 9 R, 3 BB with a 1.843 OPS in four games
- First career multi-HR game vs. Pacific 4/14/24
- Reached base safely in the first 21 games of the season; longest on-base streak to start a season since Jaxx Groshans in 2019 (22 games)
- Hit his first home run as a Jayhawk at BYU 3/28/24
- 10-game hitting streak from 3/8-3/23/24 (.366, 15-for-41, 3 2B, 4 RBI, 8 R, 5 BB)
- Starting center fielder on Opening Day
- Transferred to Kansas with one year of eligibility remaining
- Spent four years in the St. Cloud State program (2020-23)
- Slashed .394/.487/.575 with 228 hits, 49 doubles, 10 triples, 12 home runs, 120 RBIs, 172 runs and 92 walks in 148 career games (all starts)
- Tied the St. Cloud State single-season hits record in 2023 with 96 hits
- ABCA/Rawlings Third Team All-American (2023)
- NCBWA Third Team All-American (2023)
- Three-time All-NSIC First Team selection (2021, 2022, 2023)
- CSC Third Team Academic All-American (2023)
- CSC Academic All-District (2023)
- D2CCA First Team All-Central Region (2023)
- NCBWA First Team All-Central Region (2023)
- ABCA/Rawlings Central Region Gold Glove Outfielder (2023)
- NSIC Batting Champion (2023)
- NSIC Gold Glove Outfielder (2023)
- Helped the Huskies become 2023 NSIC Tournament Champions
- Three-time NSIC Player of the Week (April 18, 2022, Feb. 7, 2023, Feb. 14, 2023)

GAME-BY-GAME

#29 Nett, John - 47 games (All games)

| Date | Opponent | Pos | AB | R | H | RBI | 2B | 3B | HR | BB | SB | CS | HBP | SAC | SF | GDP | K | PO | A | E | Avg | |
|--------|-----------------------|-----|------|-----|----|-----|----|----|----|----|----|----|-----|-----|----|-----|---|----|----|---|------|------|
| Feb 16 | vs Illinois-Chicago | *of | 5 | 1 | 1 | 2 | 0 | 0 | 0 | 1 | 0 | 0 | 0 | 0 | 0 | 0 | 0 | 3 | 0 | 0 | .200 | |
| Feb 17 | vs Illinois-Chicago | *of | 4 | 0 | 1 | 1 | 0 | 0 | 0 | 0 | 0 | 0 | 1 | 0 | 0 | 0 | 1 | 4 | 0 | 0 | .222 | |
| Feb 18 | vs Illinois-Chicago | *of | 3 | 1 | 0 | 0 | 0 | 0 | 0 | 1 | 0 | 0 | 0 | 0 | 0 | 0 | 0 | 3 | 0 | 0 | .167 | |
| Feb 20 | vs A&M Corpus Christi | *of | 5 | 1 | 1 | 1 | 0 | 0 | 0 | 0 | 0 | 0 | 0 | 0 | 1 | 0 | 1 | 1 | 0 | 0 | .176 | |
| Feb 23 | vs Texas State | *of | 4 | 1 | 2 | 0 | 1 | 0 | 0 | 1 | 0 | 0 | 0 | 0 | 0 | 0 | 0 | 2 | 0 | 0 | .238 | |
| Feb 24 | vs Washington State | *of | 4 | 0 | 1 | 0 | 0 | 0 | 0 | 0 | 0 | 0 | 0 | 0 | 0 | 0 | 0 | 1 | 0 | 0 | .240 | |
| Feb 25 | vs Kentucky | *of | 4 | 0 | 2 | 0 | 1 | 0 | 0 | 0 | 0 | 0 | 0 | 0 | 0 | 0 | 1 | 2 | 0 | 0 | .276 | |
| Mar 01 | TEXAS SOUTHERN | *of | 3 | 2 | 2 | 0 | 1 | 0 | 0 | 2 | 0 | 0 | 0 | 0 | 0 | 0 | 0 | 1 | 0 | 1 | .312 | |
| Mar 02 | TEXAS SOUTHERN-1 | *of | 3 | 1 | 0 | 1 | 0 | 0 | 0 | 1 | 0 | 0 | 0 | 0 | 0 | 0 | 0 | 3 | 1 | 0 | .286 | |
| Mar 02 | TEXAS SOUTHERN-2 | *of | 4 | 1 | 2 | 2 | 1 | 0 | 0 | 0 | 0 | 0 | 0 | 0 | 0 | 0 | 0 | 1 | 0 | 0 | .308 | |
| Mar 03 | TEXAS SOUTHERN | *of | 3 | 1 | 0 | 0 | 0 | 0 | 0 | 0 | 0 | 0 | 1 | 0 | 0 | 0 | 0 | 1 | 0 | 0 | .286 | |
| Mar 08 | TCU | *of | 4 | 0 | 2 | 0 | 1 | 0 | 0 | 0 | 0 | 0 | 0 | 0 | 0 | 0 | 0 | 2 | 3 | 0 | .304 | |
| Mar 09 | TCU | *of | 4 | 2 | 2 | 1 | 0 | 1 | 0 | 0 | 0 | 0 | 1 | 0 | 0 | 0 | 0 | 0 | 3 | 0 | .320 | |
| Mar 10 | TCU | *of | 3 | 1 | 1 | 0 | 0 | 0 | 0 | 1 | 0 | 0 | 0 | 0 | 0 | 0 | 0 | 1 | 1 | 0 | .321 | |
| Mar 12 | MISSOURI | *of | 5 | 1 | 3 | 0 | 2 | 0 | 0 | 0 | 0 | 0 | 0 | 0 | 0 | 0 | 0 | 2 | 0 | 0 | .345 | |
| Mar 15 | at Cincinnati | *of | 6 | 1 | 2 | 2 | 0 | 0 | 0 | 0 | 0 | 0 | 0 | 0 | 1 | 0 | 2 | 2 | 0 | 0 | .344 | |
| Mar 16 | at Cincinnati | *of | 4 | 0 | 1 | 0 | 0 | 0 | 0 | 0 | 0 | 0 | 0 | 0 | 0 | 0 | 2 | 3 | 0 | 0 | .338 | |
| Mar 17 | at Cincinnati | *of | 3 | 0 | 1 | 0 | 0 | 0 | 0 | 1 | 0 | 0 | 0 | 0 | 0 | 0 | 1 | 1 | 0 | 0 | .338 | |
| Mar 19 | vs Missouri | *of | 3 | 1 | 1 | 1 | 0 | 0 | 0 | 1 | 0 | 0 | 0 | 0 | 1 | 0 | 1 | 2 | 0 | 0 | .338 | |
| Mar 22 | UCF | *of | 5 | 2 | 1 | 0 | 0 | 0 | 0 | 1 | 1 | 0 | 0 | 0 | 0 | 0 | 0 | 2 | 0 | 0 | .329 | |
| Mar 23 | UCF-1 | *of | 4 | 0 | 1 | 0 | 0 | 0 | 0 | 1 | 0 | 0 | 0 | 0 | 0 | 0 | 1 | 1 | 0 | 0 | .325 | |
| Mar 23 | UCF-2 | *of | 3 | 0 | 0 | 0 | 0 | 0 | 0 | 0 | 0 | 0 | 0 | 0 | 0 | 0 | 0 | 5 | 0 | 0 | .314 | |
| Mar 28 | at BYU | *of | 5 | 1 | 1 | 1 | 0 | 0 | 1 | 0 | 0 | 0 | 0 | 0 | 0 | 0 | 1 | 4 | 0 | 0 | .308 | |
| Mar 29 | at BYU-1 | *of | 4 | 1 | 1 | 0 | 1 | 0 | 0 | 0 | 0 | 0 | 0 | 0 | 0 | 0 | 1 | 3 | 0 | 0 | .305 | |
| Mar 29 | at BYU-2 | *of | 4 | 3 | 2 | 1 | 1 | 0 | 0 | 1 | 0 | 0 | 0 | 0 | 0 | 0 | 0 | 1 | 1 | 0 | .313 | |
| Apr 03 | at Wichita State | *of | 5 | 2 | 3 | 1 | 0 | 0 | 0 | 1 | 1 | 0 | 0 | 0 | 0 | 0 | 0 | 1 | 0 | 0 | .327 | |
| Apr 05 | WEST VIRGINIA | *of | 4 | 2 | 1 | 1 | 0 | 0 | 0 | 1 | 0 | 0 | 0 | 0 | 0 | 0 | 0 | 1 | 0 | 0 | .324 | |
| Apr 06 | WEST VIRGINIA | *of | 4 | 0 | 1 | 0 | 1 | 0 | 0 | 0 | 0 | 0 | 0 | 0 | 0 | 0 | 0 | 2 | 0 | 0 | .321 | |
| Apr 07 | WEST VIRGINIA | *of | 6 | 2 | 3 | 0 | 0 | 0 | 0 | 0 | 0 | 0 | 0 | 0 | 0 | 0 | 0 | 1 | 0 | 0 | .331 | |
| Apr 09 | NEBRASKA | *of | 4 | 1 | 2 | 2 | 0 | 0 | 0 | 1 | 0 | 0 | 0 | 0 | 0 | 0 | 0 | 1 | 0 | 0 | .336 | |
| Apr 12 | PACIFIC | *of | 3 | 3 | 2 | 2 | 1 | 0 | 0 | 1 | 0 | 0 | 1 | 0 | 0 | 0 | 0 | 3 | 0 | 0 | .344 | |
| Apr 13 | PACIFIC | *of | 6 | 1 | 2 | 1 | 2 | 0 | 0 | 0 | 0 | 0 | 0 | 0 | 0 | 0 | 0 | 1 | 0 | 0 | .344 | |
| Apr 14 | PACIFIC | *of | 4 | 4 | 4 | 4 | 1 | 0 | 2 | 1 | 1 | 0 | 0 | 0 | 0 | 0 | 0 | 3 | 0 | 0 | .363 | |
| Apr 19 | at Baylor | *of | 4 | 0 | 1 | 0 | 0 | 0 | 0 | 1 | 0 | 0 | 0 | 0 | 0 | 0 | 0 | 0 | 0 | 0 | .360 | |
| Apr 20 | at Baylor | *of | 5 | 2 | 3 | 1 | 1 | 0 | 0 | 1 | 0 | 0 | 0 | 0 | 0 | 0 | 0 | 2 | 0 | 0 | .368 | |
| Apr 21 | at Baylor | *of | 4 | 3 | 2 | 0 | 0 | 0 | 0 | 1 | 1 | 0 | 0 | 0 | 0 | 0 | 0 | 1 | 0 | 0 | .372 | |
| Apr 23 | at Nebraska | *of | 4 | 1 | 1 | 1 | 0 | 0 | 1 | 0 | 0 | 0 | 1 | 0 | 0 | 0 | 0 | 2 | 2 | 1 | .368 | |
| Apr 26 | TEXAS TECH | *of | 2 | 1 | 1 | 0 | 0 | 0 | 0 | 3 | 0 | 0 | 0 | 0 | 0 | 0 | 1 | 0 | 0 | 0 | .370 | |
| Apr 27 | TEXAS TECH | *of | 4 | 1 | 1 | 0 | 0 | 0 | 0 | 1 | 2 | 0 | 0 | 0 | 0 | 0 | 0 | 1 | 1 | 0 | .367 | |
| Apr 28 | TEXAS TECH | *of | 4 | 2 | 2 | 2 | 0 | 0 | 1 | 1 | 0 | 1 | 0 | 0 | 0 | 0 | 0 | 1 | 1 | 0 | .370 | |
| May 01 | WICHITA STATE | *of | 4 | 1 | 2 | 1 | 0 | 0 | 1 | 1 | 0 | 0 | 0 | 0 | 0 | 0 | 0 | 1 | 1 | 0 | .367 | |
| May 03 | at Kansas State | *of | 5 | 0 | 2 | 0 | 0 | 0 | 0 | 0 | 0 | 0 | 0 | 0 | 0 | 0 | 1 | 2 | 1 | 0 | .368 | |
| May 04 | at Kansas State | *of | 4 | 0 | 0 | 1 | 0 | 0 | 0 | 0 | 0 | 0 | 0 | 0 | 1 | 0 | 2 | 3 | 0 | 0 | .360 | |
| May 05 | at Kansas State | *of | 4 | 0 | 1 | 0 | 0 | 0 | 0 | 0 | 0 | 0 | 0 | 0 | 0 | 0 | 0 | 1 | 2 | 0 | .358 | |
| May 10 | HOUSTON | *of | 5 | 0 | 0 | 0 | 0 | 0 | 0 | 0 | 0 | 0 | 0 | 0 | 0 | 0 | 0 | 3 | 1 | 0 | .348 | |
| May 11 | HOUSTON | *of | 5 | 0 | 2 | 1 | 0 | 0 | 0 | 0 | 0 | 0 | 0 | 0 | 0 | 0 | 0 | 1 | 1 | 0 | .349 | |
| May 12 | HOUSTON | *of | 4 | 1 | 2 | 1 | 0 | 0 | 0 | 2 | 1 | 0 | 0 | 0 | 0 | 0 | 0 | 1 | 0 | 0 | .352 | |
| Totals | | | 47gs | 193 | 49 | 68 | 32 | 15 | 1 | 6 | 27 | 8 | 1 | 4 | 1 | 5 | 3 | 32 | 92 | 5 | 2 | .352 |

On base pct. .432 • Slugging pct. .534

KANSAS & ST. CLOUD STATE CAREER STATS

| Year | avg | gp-gs | ab | r | h | 2b | 3b | hr | rbi | tb | slg% | bb | hbp | so | gdp | ob% | sf | sh | sb-att | po | a | e | fld% |
|-------|------|---------|-----|-----|-----|----|----|----|-----|-----|------|-----|-----|-----|-----|------|----|----|--------|-----|----|---|-------|
| 2020* | .357 | 8-8 | 28 | 7 | 10 | 2 | 0 | 0 | 3 | 12 | .429 | 4 | 1 | 6 | 0 | .455 | 0 | 0 | 3-4 | 16 | 1 | 1 | .944 |
| 2021* | .378 | 36-36 | 127 | 45 | 48 | 9 | 2 | 4 | 27 | 73 | .575 | 35 | 3 | 21 | 0 | .515 | 2 | 1 | 15-19 | 83 | 11 | 4 | .959 |
| 2022* | .359 | 50-50 | 206 | 58 | 74 | 17 | 5 | 4 | 37 | 113 | .549 | 20 | 4 | 34 | 2 | .426 | 0 | 1 | 15-23 | 90 | 3 | 2 | .979 |
| 2023* | .444 | 53-53 | 216 | 61 | 96 | 21 | 3 | 4 | 53 | 135 | .625 | 31 | 8 | 20 | 5 | .527 | 1 | 2 | 20-25 | 108 | 4 | 0 | 1.000 |
| 2024 | .352 | 47-47 | 193 | 49 | 68 | 15 | 1 | 6 | 32 | 103 | .534 | 27 | 4 | 32 | 3 | .432 | 5 | 1 | 8-9 | 92 | 5 | 2 | .980 |
| TOTAL | .352 | 47-47 | 193 | 49 | 68 | 15 | 1 | 6 | 32 | 103 | .534 | 27 | 4 | 32 | 3 | .432 | 5 | 1 | 8-9 | 92 | 5 | 2 | .980 |
| All* | .384 | 194-194 | 770 | 220 | 296 | 64 | 11 | 18 | 152 | 436 | .566 | 117 | 20 | 113 | 10 | .473 | 8 | 5 | 61-80 | 389 | 24 | 9 | .979 |

* Statistics from prior team/school



31



REESE DUTTON

RHP • Sr. • 6-2 • 210 • R/R • Kenosha, Wis. • Kenosha Tremper HS/Heartland Community College/USC Upstate
 Twitter/X: @reesedutts • Instagram: @reesedutts

| SEASON HIGHS | CAREER HIGHS* |
|---|--------------------------------|
| INNINGS PITCHED 8.0, at BYU, 3/28/24 | 8.0, 2x-last at BYU, 3/28/24 |
| STRIKEOUTS 12, at BYU, 3/28/24 | 12, at BYU, 3/28/24 |
| WALKS ALLOWED 4, 3x-last vs Houston, 5/10/24 | 4, 4x-last vs Houston, 5/10/24 |
| EARNED RUNS 4, 2x-last vs Houston, 5/10/24 | 8, vs. Presbyterian, 4/28/23 |
| BATTERS FACED 33, at BYU, 3/28/24 | 33, at BYU, 3/28/24 |

*at USC Upstate and Kansas

NOTES

- Recorded six straight quality starts 3/1-4/5/24
- Earned a win in six consecutive starts 2/23-3/28/24
- First KU pitcher with six-straight wins since Jamie Splittorff in 1994 when he won his first eight starts
- First KU pitcher to have six wins in his first seven starts since Pete Smart in 2001 (6-0)
- Tied for second in the Big 12 in wins (7), is second in innings pitched (74.2), fourth in ERA (3.50) and tied for ninth in strikeouts (70)
- W, 5.0 IP, 4 H, 1 R, 3 BB, 6 SO vs. Pacific 4/12/24
- W, 8.0 IP, 6 H, 1 R, 1 BB, 12 SO (career high) at BYU 3/28/24
- W, 7.0 IP, 6 H, 2 R, 0 BB, 2 SO vs. UCF 3/22/24
- W, 6.0 IP, 6 H, 4 R, 3 ER, 2 BB, 6 SO at Cincinnati 3/15/24
- Big 12 Pitcher of the Week & Co-Newcomer of the Week (March II)
- W, 7.0 IP, 4 H, 1 R, 2 BB, 8 SO vs. #3 TCU 3/8/24
- W, 7.0 IP, 3 H, 2 R, 0 ER, 4 BB, 7 SO vs. Texas Southern 3/1/24
- W, 5.0 IP, 4 H, 2 R, 1 ER, 1 BB, 5 SO vs. Texas State 2/23/24
- Starting pitcher on Opening Day
- Transferred to Kansas with one year of eligibility remaining
- Spent one year in the USC Upstate program (2023)
- 10-3, 3.29 ERA, 90.1 IP, 30 BB, 102 SO in 15 appearances (15 starts) in 2023
- All-Big South First Team in 2023
- Big South All-Tournament Team in 2023
- Set the single-season program record with 102 strikeouts and tied the single-season program record with 10 wins
- One of 22 Division I pitchers with 10 or more wins in 2023
- His 102 strikeouts were the 41st most in the country in 2023
- Named to the College Baseball Foundation Pitcher of the Year watch list in April 2023
- Spent three years in the Heartland program (2020-22)
- Went 16-1 with a 3.55 ERA in 134.1 innings pitched with 44 walks and 178 strikeouts in 26 career appearances (22 starts) at Heartland
- Posted a 10-0 record with a 1.51 ERA in 65.2 innings pitched with 23 walks and 91 strikeouts in 11 starts in 2022; opponents hit .174 against him
- NJCAA Division II Pitcher of the Year in 2022
- NJCAA First Team All-American in 2022
- NJCAA Region 24/Mid-West Athletic Conference Pitcher of the Year in 2022
- NJCAA Region 24/MWAC First Team in 2022

GAME-BY-GAME

#31 Dutton, Reese - 13 appearances (All games)

| Date | Opponent | GS | IP | H | R | ER | BB | SO | 2B | 3B | HR | WP | BK | HBP | IBB | Score | W-L | Sv | ERA | NP |
|--------|---------------------|----|------|----|----|----|----|----|----|----|----|----|----|-----|-----|--------|-----|------|------|-----|
| Feb 16 | vs Illinois-Chicago | * | 3.0 | 4 | 3 | 3 | 2 | 3 | 1 | 1 | 0 | 0 | 0 | 0 | 0 | 9-11 | 0-1 | 0 | 9.00 | 56 |
| Feb 23 | vs Texas State | * | 5.0 | 4 | 2 | 1 | 1 | 5 | 1 | 0 | 0 | 0 | 0 | 1 | 0 | 7-4 | 1-1 | 0 | 4.50 | 89 |
| Mar 01 | TEXAS SOUTHERN | * | 7.0 | 3 | 2 | 0 | 4 | 7 | 0 | 0 | 0 | 1 | 0 | 0 | 0 | 11-2 | 2-1 | 0 | 2.40 | 105 |
| Mar 08 | TCU | * | 7.0 | 4 | 1 | 1 | 2 | 8 | 0 | 0 | 0 | 0 | 0 | 0 | 0 | 3-1 | 3-1 | 0 | 2.05 | 94 |
| Mar 15 | at Cincinnati | * | 6.0 | 6 | 4 | 3 | 2 | 6 | 2 | 0 | 0 | 0 | 1 | 2 | 0 | 14-4 | 4-1 | 0 | 2.57 | 101 |
| Mar 22 | UCF | * | 7.0 | 6 | 2 | 2 | 0 | 2 | 1 | 0 | 1 | 0 | 0 | 1 | 0 | 13-3 | 5-1 | 0 | 2.57 | 70 |
| Mar 28 | at BYU | * | 8.0 | 6 | 1 | 1 | 1 | 12 | 1 | 0 | 1 | 0 | 0 | 1 | 0 | 11-1 | 6-1 | 0 | 2.30 | 106 |
| Apr 05 | WEST VIRGINIA | * | 6.0 | 8 | 3 | 3 | 1 | 6 | 2 | 0 | 1 | 0 | 0 | 2 | 0 | 10-11 | 6-1 | 0 | 2.57 | 108 |
| Apr 12 | PACIFIC | * | 5.0 | 4 | 1 | 1 | 3 | 6 | 0 | 0 | 0 | 0 | 0 | 2 | 0 | 18-7 | 7-1 | 0 | 2.50 | 79 |
| Apr 19 | at Baylor | * | 2.0 | 4 | 7 | 4 | 3 | 2 | 0 | 1 | 0 | 0 | 0 | 2 | 0 | 5-14 | 7-2 | 0 | 3.05 | 58 |
| Apr 26 | TEXAS TECH | * | 7.0 | 8 | 3 | 3 | 1 | 7 | 1 | 0 | 0 | 0 | 0 | 0 | 0 | 4-3 | 7-2 | 0 | 3.14 | 108 |
| May 03 | at Kansas State | * | 7.2 | 10 | 3 | 3 | 4 | 0 | 1 | 0 | 0 | 0 | 0 | 1 | 2-3 | 7-3 | 0 | 3.18 | 107 | |
| May 10 | HOUSTON | * | 4.0 | 5 | 6 | 4 | 4 | 6 | 1 | 0 | 3 | 1 | 0 | 1 | 0 | 5-13 | 7-4 | 0 | 3.50 | 87 |
| Totals | | 13 | 74.2 | 72 | 38 | 29 | 28 | 70 | 11 | 2 | 6 | 2 | 1 | 12 | 1 | 112-77 | 7-4 | 0 | 3.50 | - |

KANSAS & USC UPSTATE CAREER STATS

| Year | era | w-l | app | gs | cg | sho | sv | ip | h | r | er | bb | so | 2b | 3b | hr | bf | bavg | wp | hbp | bk | sfa | sha |
|-------|------|------|-----|----|----|-----|----|-------|-----|----|----|----|-----|----|----|----|-----|------|----|-----|----|-----|-----|
| 2023* | 3.29 | 10-3 | 15 | 15 | 0 | 0/0 | 0 | 90.1 | 80 | 38 | 33 | 30 | 102 | 16 | 0 | 6 | 384 | .234 | 13 | 8 | 0 | 2 | 2 |
| 2024 | 3.50 | 7-4 | 13 | 13 | 0 | 0/0 | 0 | 74.2 | 72 | 38 | 29 | 28 | 70 | 11 | 2 | 6 | 333 | .247 | 2 | 12 | 1 | 1 | 1 |
| TOTAL | 3.50 | 7-4 | 13 | 13 | 0 | 0/0 | 0 | 74.2 | 72 | 38 | 29 | 28 | 70 | 11 | 2 | 6 | 333 | .247 | 2 | 12 | 1 | 1 | 1 |
| All* | 3.38 | 17-7 | 28 | 28 | 0 | 0/0 | 0 | 165.0 | 152 | 76 | 62 | 58 | 172 | 27 | 2 | 12 | 717 | .240 | 15 | 20 | 1 | 3 | 3 |

* Statistics from prior team/school

32



HUNTER CRANTON

RHP • R-Sr. • 6-3 • 210 • R/R • Newport Beach, Calif. • JSerra Catholic HS/Saddleback College/San Diego St.
 Twitter/X: @HunterCranton54 • Instagram: @hunter.cran

| SEASON HIGHS | | CAREER HIGHS | |
|------------------------|-----------------------------------|----------------------------|--|
| INNINGS PITCHED | 2.0, vs Missouri, 3/19/24 | 5.0, vs. Oakland, 2/26/23 | |
| STRIKEOUTS | 3, 4x-last vs vs Houston, 5/11/24 | 5, vs. Valparaiso, 2/19/23 | |
| WALKS ALLOWED | 2, at Nebraska, 4/23/24 | 4, vs. Valparaiso, 2/19/23 | |
| EARNED RUNS | 2, vs West Virginia, 4/5/24 | 4, vs. Valparaiso, 2/19/23 | |
| BATTERS FACED | 8, vs Missouri, 3/19/24 | 22, vs. Oakland, 2/26/23 | |

NOTES

- Has not allowed an earned run in his last eight appearances (7.2 IP)
- Allowed his first earned run in his 12th appearance of the season at Wichita State 4/3/24; started the season with 12.1 IP without an earned run
- Leads the team with 13.91 SO/9 inn. pitched and a 4.3 SO/BB ratio
- Ranks sixth in the Big 12 in saves (6)
- Recorded a strikeout in 18 of 22 apps; multiple strikeouts in 12 of those
- Saved both games of the doubleheader at BYU 3/29/24
- Earned the team's first save of the season vs. #3 TCU 3/8/24
- Finished the game for KU on Friday & Saturday in wins against #3 TCU
- His velocity reached 100 mph vs. #3 TCU 3/9/24
- Appeared in 14 games (six starts) in 2023
- His first five games were starts before coming out of the bullpen eight of his last nine appearances in 2023
- Starter: 1-3, 11.78 ERA, 18.1 IP, 14 BB, 15 SO, .380 BAA in 6 starts
- Reliever: 2-1, 2.38 ERA, 11.1 IP, 2 BB, 8 SO, .256 BAA in 8 apps
- Spent one year at San Diego State and two years in the Saddleback program
- Transferred to Kansas with two years of eligibility remaining
- Opponents' batting average was only .216 in 2022 at SDSU
- Listed among the Top 612 MLB Draft prospects for the 2021 MLB Draft by Perfect Game
- 0-1, 12.60 ERA, 5.0 IP, 4 BB, 6 SO, 2 SV in five appearances as a freshman at Saddleback in 2021
- His 98 mph velocity was the fastest JUCO pitcher in California in 2021
- Ranked the No. 13 incoming JUCO freshman by Perfect Game in 2019
- Named Most Valuable Player of the Boras South Classic as a senior in 2019

GAME-BY-GAME

#32 Cranton, Hunter - 22 appearances (All games)

| Date | Opponent | GS | IP | H | R | ER | BB | SO | 2B | 3B | HR | WP | BK | HBP | IBB | Score | W-L | Sv | ERA | NP |
|--------|-----------------------|-----|------|----|---|----|----|----|----|----|----|----|----|-----|-----|---------|-----|----|------|----|
| Feb 17 | vs Illinois-Chicago | 1.0 | 3 | 3 | 0 | 1 | 1 | 1 | 0 | 0 | 0 | 0 | 0 | 0 | 0 | 6-13 | 0-0 | 0 | 0.00 | 27 |
| Feb 20 | vs A&M Corpus Christi | 1.0 | 0 | 0 | 0 | 0 | 1 | 0 | 0 | 0 | 0 | 0 | 0 | 0 | 0 | 13-7 | 1-0 | 0 | 0.00 | 10 |
| Feb 23 | vs Texas State | 1.0 | 1 | 0 | 0 | 1 | 2 | 0 | 0 | 0 | 0 | 0 | 0 | 0 | 0 | 7-4 | 1-0 | 0 | 0.00 | 21 |
| Feb 25 | vs Kentucky | 1.1 | 0 | 0 | 0 | 1 | 1 | 0 | 0 | 0 | 0 | 0 | 0 | 0 | 0 | 5-8 | 1-0 | 0 | 0.00 | 18 |
| Mar 03 | TEXAS SOUTHERN | 0.1 | 0 | 0 | 0 | 0 | 0 | 0 | 0 | 0 | 0 | 0 | 0 | 0 | 0 | 11-1 | 1-0 | 0 | 0.00 | 3 |
| Mar 08 | TCU | 1.0 | 0 | 0 | 0 | 0 | 3 | 0 | 0 | 0 | 0 | 0 | 0 | 0 | 0 | 3-1 | 1-0 | 1 | 0.00 | 15 |
| Mar 09 | TCU | 1.0 | 0 | 0 | 0 | 0 | 0 | 0 | 0 | 0 | 0 | 0 | 0 | 0 | 0 | 8-4 | 1-0 | 1 | 0.00 | 10 |
| Mar 19 | vs Missouri | 2.0 | 0 | 0 | 0 | 1 | 3 | 0 | 0 | 0 | 1 | 0 | 1 | 0 | 0 | 4-3 | 2-0 | 1 | 0.00 | 34 |
| Mar 23 | UCF-2 | 1.0 | 1 | 0 | 0 | 0 | 2 | 0 | 0 | 0 | 0 | 0 | 0 | 0 | 0 | 1-4 | 2-0 | 1 | 0.00 | 13 |
| Mar 29 | at BYU-1 | 1.0 | 1 | 1 | 0 | 0 | 2 | 1 | 0 | 0 | 0 | 0 | 0 | 0 | 0 | 4-3 | 2-0 | 2 | 0.00 | 14 |
| Mar 29 | at BYU-2 | 1.0 | 0 | 0 | 0 | 0 | 2 | 0 | 0 | 0 | 0 | 0 | 0 | 0 | 0 | 8-5 | 2-0 | 3 | 0.00 | 12 |
| Apr 03 | at Wichita State | 0.2 | 2 | 1 | 1 | 0 | 1 | 0 | 0 | 0 | 0 | 0 | 0 | 0 | 0 | 6-7 | 2-1 | 3 | 0.73 | 7 |
| Apr 05 | WEST VIRGINIA | 1.0 | 3 | 2 | 2 | 0 | 2 | 1 | 0 | 1 | 0 | 0 | 0 | 0 | 0 | 10-11 | 2-2 | 3 | 2.03 | 18 |
| Apr 09 | NEBRASKA | 1.0 | 3 | 1 | 1 | 1 | 0 | 0 | 0 | 0 | 0 | 0 | 0 | 0 | 0 | 13-11 | 2-2 | 4 | 2.51 | 23 |
| Apr 14 | PACIFIC | 0.1 | 0 | 0 | 0 | 0 | 0 | 0 | 0 | 0 | 0 | 0 | 0 | 0 | 0 | 19-3 | 2-2 | 4 | 2.45 | 3 |
| Apr 23 | at Nebraska | 1.0 | 1 | 0 | 0 | 2 | 2 | 0 | 0 | 0 | 0 | 0 | 0 | 0 | 0 | 9-4 | 2-2 | 4 | 2.30 | 32 |
| Apr 26 | TEXAS TECH | 1.0 | 0 | 0 | 0 | 0 | 2 | 0 | 0 | 0 | 0 | 0 | 0 | 0 | 0 | 4-3 | 3-2 | 4 | 2.16 | 8 |
| Apr 28 | TEXAS TECH | 1.0 | 0 | 0 | 0 | 0 | 3 | 0 | 0 | 0 | 0 | 0 | 0 | 0 | 0 | 7-3 | 3-2 | 4 | 2.04 | 14 |
| May 04 | at Kansas State | 1.1 | 0 | 0 | 0 | 0 | 1 | 0 | 0 | 0 | 0 | 0 | 0 | 0 | 0 | 4-0 | 3-2 | 5 | 1.89 | 16 |
| May 05 | at Kansas State | 1.0 | 1 | 0 | 0 | 1 | 1 | 0 | 0 | 0 | 0 | 0 | 0 | 0 | 0 | 2-4 | 3-2 | 5 | 1.80 | 27 |
| May 11 | HOUSTON | 1.0 | 0 | 0 | 0 | 0 | 3 | 0 | 0 | 0 | 0 | 0 | 0 | 0 | 0 | 11-9 | 3-2 | 6 | 1.71 | 14 |
| May 12 | HOUSTON | 1.0 | 1 | 1 | 0 | 0 | 2 | 1 | 0 | 0 | 0 | 0 | 0 | 0 | 0 | 9-6 | 3-2 | 6 | 1.64 | 24 |
| Totals | | 0 | 22.0 | 17 | 9 | 4 | 8 | 34 | 3 | 0 | 1 | 1 | 0 | 1 | 0 | 164-114 | 3-2 | 6 | 1.64 | - |

KANSAS & SAN DIEGO ST. CAREER STATS

| Year | era | w-l | app | gs | cq | sho | sv | ip | h | r | er | bb | so | 2b | 3b | hr | bf | bavg | wp | hbp | bk | sfa | sha |
|-------|------|-----|-----|----|----|-----|----|------|----|----|----|----|----|----|----|----|-----|------|----|-----|----|-----|-----|
| 2022* | 3.86 | 0-1 | 6 | 1 | 0 | 0/0 | 0 | 9.1 | 8 | 5 | 4 | 3 | 13 | 4 | 1 | 1 | 40 | .216 | 3 | 0 | 0 | 0 | 0 |
| 2023 | 8.19 | 3-4 | 14 | 6 | 0 | 0/0 | 0 | 29.2 | 41 | 30 | 27 | 16 | 23 | 10 | 0 | 6 | 141 | .336 | 2 | 2 | 0 | 1 | 0 |
| 2024 | 1.64 | 3-2 | 22 | 0 | 0 | 0/1 | 6 | 22.0 | 17 | 9 | 4 | 8 | 34 | 3 | 0 | 1 | 91 | .215 | 1 | 1 | 0 | 1 | 2 |
| TOTAL | 5.40 | 6-6 | 36 | 6 | 0 | 0/1 | 6 | 51.2 | 58 | 39 | 31 | 24 | 57 | 13 | 0 | 7 | 232 | .289 | 3 | 3 | 0 | 2 | 2 |
| All* | 5.16 | 6-7 | 42 | 7 | 0 | 0/1 | 6 | 61.0 | 66 | 44 | 35 | 27 | 70 | 17 | 1 | 8 | 272 | .277 | 6 | 3 | 0 | 2 | 2 |

* Statistics from prior team/school



34



KOLBY DOUGAN

RHP • Sr. • 5-10 • 185 • R/R • Topeka, Kan. • Seaman HS/Cloud County Community College
 Twitter/X: @kolbydougan17 • Instagram: @kolbydougan13

| SEASON HIGHS | | CAREER HIGHS | |
|------------------------|---------------------------------------|---------------------------------------|--|
| INNINGS PITCHED | 2.0, 3x-last vs Wichita State, 5/1/24 | 3.1, at Belmont, 3/5/23 | |
| STRIKEOUTS | 4, vs Missouri, 3/12/24 | 6, at New Orleans, 2/27/22 | |
| WALKS ALLOWED | 3, 2x-last vs Missouri, 3/12/24 | 5, at Oklahoma, 4/29/23 | |
| EARNED RUNS | 2, at Wichita State, 4/3/24 | 6, at Missouri State, 3/16/22 | |
| BATTERS FACED | 6, 2x-last at Nebraska, 4/23/24 | 15, 2x-last vs. Kansas State, 5/26/23 | |

NOTES

- Four of his last five appearances have been scoreless
- Multiple strikeouts in each of his last three appearances
- Five scoreless appearances (6.0 IP) from 2/25-3/23/24
- Season-high four strikeouts against Missouri 3/12/24
- Appeared in 24 games out of the bullpen in 2023
- Tied for the second most strikeouts on the team (54)
- His 12.68 SO/9 inn. led the team (min. 5.0 IP) and were the fourth most in a single season in program history
- Did not allow an earned run in seven of eight apps from 4/11-5/7/23
- At least 1 SO in 11 of his final 12 apps and 20 of 24 apps overall in 2023
- Multiple strikeouts in 15 of 24 appearances in 2023
- 12 of his appearances were more than 1.0 inning in 2023
- Appeared in 27 games out of the bullpen in 2022
- Tied for the most regular season pitching apps in the Big 12 (27) in 2022
- Led the team in appearances (27); second on the team in strikeouts (44) in 2022
- At least one strikeout in 24 of his 27 appearances in 2022
- Earned his first career save at Kansas State 5/6/22
- Spent one year in the Cloud County program
- Transferred to Kansas with three years of eligibility remaining
- All-KJCCC West second team
- 8-5, 3.86 ERA, 70.0 IP, .215 BAA, 26 BB, 100 SO, 1.17 WHIP in 14 starts at Cloud County CC in 2021
- Went at least 5.0 innings in nine of his 14 starts

GAME-BY-GAME

#34 Dougan, Kolby - 13 appearances (All games)

| Date | Opponent | GS | IP | H | R | ER | BB | SO | 2B | 3B | HR | WP | BK | HBP | IBB | Score | W-L | Sv | ERA | NP |
|--------|---------------------|----|------|---|---|----|----|----|----|----|----|----|----|-----|-----|-------|-----|----|------|----|
| Feb 17 | vs Illinois-Chicago | | 1.0 | 0 | 1 | 1 | 3 | 2 | 0 | 0 | 0 | 0 | 0 | 0 | 0 | 6-13 | 0-1 | 0 | 9.00 | 32 |
| Feb 25 | vs Kentucky | | 1.0 | 0 | 0 | 0 | 0 | 1 | 0 | 0 | 0 | 0 | 0 | 0 | 0 | 5-8 | 0-1 | 0 | 4.50 | 13 |
| Mar 10 | TCU | | 1.0 | 0 | 0 | 0 | 0 | 0 | 0 | 0 | 0 | 0 | 0 | 0 | 0 | 4-13 | 0-1 | 0 | 3.00 | 8 |
| Mar 12 | MISSOURI | | 2.0 | 0 | 0 | 0 | 3 | 4 | 0 | 0 | 0 | 0 | 0 | 0 | 0 | 4-5 | 0-1 | 0 | 1.80 | 51 |
| Mar 19 | vs Missouri | | 1.0 | 0 | 0 | 0 | 0 | 1 | 0 | 0 | 0 | 0 | 0 | 0 | 0 | 4-3 | 0-1 | 0 | 1.50 | 14 |
| Mar 23 | UCF-2 | | 1.0 | 2 | 0 | 0 | 0 | 0 | 0 | 0 | 0 | 0 | 0 | 0 | 0 | 1-4 | 0-1 | 0 | 1.29 | 14 |
| Mar 29 | at BYU-2 | | 0.2 | 2 | 1 | 1 | 0 | 0 | 0 | 0 | 1 | 0 | 0 | 0 | 0 | 8-5 | 0-1 | 0 | 2.35 | 17 |
| Apr 03 | at Wichita State | | 1.0 | 2 | 2 | 2 | 0 | 0 | 0 | 0 | 2 | 0 | 0 | 0 | 0 | 6-7 | 0-1 | 0 | 4.15 | 17 |
| Apr 07 | WEST VIRGINIA | | 1.0 | 0 | 0 | 0 | 1 | 0 | 0 | 0 | 0 | 0 | 0 | 0 | 0 | 9-16 | 0-1 | 0 | 3.72 | 11 |
| Apr 14 | PACIFIC | | 0.2 | 0 | 0 | 0 | 0 | 1 | 0 | 0 | 0 | 0 | 0 | 0 | 0 | 19-3 | 0-1 | 0 | 3.48 | 12 |
| Apr 23 | at Nebraska | | 2.0 | 0 | 0 | 0 | 0 | 3 | 0 | 0 | 0 | 0 | 0 | 0 | 0 | 9-4 | 0-1 | 0 | 2.92 | 30 |
| Apr 27 | TEXAS TECH | | 1.0 | 1 | 0 | 0 | 0 | 3 | 1 | 0 | 0 | 0 | 0 | 0 | 0 | 11-2 | 0-1 | 0 | 2.70 | 14 |
| May 01 | WICHITA STATE | | 2.0 | 1 | 1 | 1 | 1 | 3 | 0 | 1 | 0 | 0 | 0 | 0 | 0 | 8-1 | 0-1 | 0 | 2.93 | 40 |
| Totals | | 0 | 15.1 | 8 | 5 | 5 | 8 | 18 | 1 | 1 | 3 | 0 | 0 | 0 | 0 | 94-84 | 0-1 | 0 | 2.93 | - |

KANSAS CAREER STATS

| Year | era | w-l | app | gs | cg | sho | sv | ip | h | r | er | bb | so | 2b | 3b | hr | bf | bavg | wp | hbp | bk | sfa | sha |
|-------|------|-----|-----|----|----|-----|----|------|----|----|----|----|-----|----|----|----|-----|------|----|-----|----|-----|-----|
| 2022 | 7.75 | 1-3 | 27 | 0 | 0 | 0/0 | 1 | 38.1 | 44 | 37 | 33 | 26 | 44 | 10 | 1 | 11 | 185 | .282 | 3 | 2 | 2 | 1 | 0 |
| 2023 | 5.40 | 2-0 | 24 | 0 | 0 | 0/1 | 1 | 38.1 | 35 | 26 | 23 | 26 | 54 | 8 | 1 | 6 | 179 | .241 | 8 | 2 | 0 | 2 | 4 |
| 2024 | 2.93 | 0-1 | 13 | 0 | 0 | 0/0 | 0 | 15.1 | 8 | 5 | 5 | 8 | 18 | 1 | 1 | 3 | 61 | .154 | 0 | 0 | 0 | 1 | 0 |
| TOTAL | 5.97 | 3-4 | 64 | 0 | 0 | 0/1 | 2 | 92.0 | 87 | 68 | 61 | 60 | 116 | 19 | 3 | 20 | 425 | .246 | 11 | 4 | 2 | 4 | 4 |

35



ETHAN BRADFORD

LHP • Sr. • 6-4 • 210 • L/L • Lawrence, Kan. • Free State HS/Nebraska
 Twitter/X: @EthanBradford35 • Instagram: @ethanbradford35

| SEASON HIGHS | CAREER HIGHS |
|--|---------------------------------|
| INNINGS PITCHED 1.1, at Baylor, 4/19/24 | 5.1, vs. Wichita State, 3/8/23 |
| STRIKEOUTS 3, vs Texas Southern, 3/2/24 | 5, at Samford, 5/12/23 |
| WALKS ALLOWED 4, at Baylor, 4/19/24 | 4, at Baylor, 4/19/24 |
| EARNED RUNS 3, at Baylor, 4/19/24 | 5, 2x-last at Oklahoma, 4/30/23 |
| BATTERS FACED 9, at Baylor, 4/19/24 | 21, vs. Texas, 5/6/23 |

NOTES

- Appeared in 18 games (eight starts) in 2023
- Starter: 2-4, 8.71 ERA, 20.2 IP, 12 BB, 15 SO, .329 BAA in 8 starts
- Reliever: 0-1, 3.63 ERA, 22.1 IP, 11 BB, 20 SO, .258 BAA in 10 apps
- Four of five relief apps were scoreless from 4/26-5/12/23
- Only Jayhawk in 2023 with 5.0 innings of scoreless relief vs. Texas 5/6/23
- First career save vs. Creighton 3/29/23 (1.0 IP, 1 H, 0 R, 0 BB, 1 SO)
- Lawrence kid; started home opener in 2023
- Spent three years in the Nebraska program
- Transferred to Kansas with two years of eligibility remaining
- No. 36 MLB Draft prospect for 2023 in the Big 12 by D1 Baseball
- Academic All-Big Ten selection twice (2021, 2022)
- Nebraska Scholar-Athlete Honor Roll (Fall 2019, 2020, 2021; Spring 2020, 2022)
- Attended Free State High School in Lawrence, Kansas
- Went 7-1 with a 0.56 ERA and 81 strikeouts to help the team to a regional title and runner-up finish at the state tournament as a senior in 2019
- First-team selection to the all-state team and All-Sunflower League Team
- Earned pitcher-of-the-year accolades for Class 6A and the Sunflower League in 2019
- Named PBR Kansas Baseball Player of the Year in addition to earning a spot on the Rawlings/ABCA All-Region team in 2019
- Threw a no-hitter against Jefferson City and a complete-game shutout in the first game of the state tournament in 2019
- Went 8-2 with a 2.29 ERA and 39 strikeouts to help Free State to a regional championship as a junior in 2018

GAME-BY-GAME

#35 Bradford, Ethan - 9 appearances (All games)

| Date | Opponent | GS | IP | H | R | ER | BB | SO | 2B | 3B | HR | WP | BK | HBP | IBB | Score | W-L | Sv | ERA | NP |
|--------|---------------------|-----|-----|----|---|----|----|----|----|----|----|----|----|-----|-----|-------|-----|----|-------|----|
| Feb 18 | vs Illinois-Chicago | 0.0 | 2 | 1 | 1 | 1 | 0 | 0 | 0 | 0 | 0 | 0 | 0 | 0 | 0 | 8-2 | 0-0 | 0 | 9.99 | 15 |
| Feb 25 | vs Kentucky | 1.0 | 0 | 0 | 0 | 0 | 0 | 0 | 0 | 0 | 0 | 0 | 0 | 0 | 0 | 5-8 | 0-0 | 0 | 9.00 | 10 |
| Mar 02 | TEXAS SOUTHERN-2 | 1.0 | 0 | 0 | 0 | 1 | 3 | 0 | 0 | 0 | 0 | 0 | 0 | 0 | 0 | 10-3 | 0-0 | 0 | 4.50 | 24 |
| Mar 10 | TCU | 1.0 | 3 | 2 | 2 | 2 | 0 | 0 | 0 | 0 | 0 | 2 | 0 | 0 | 0 | 4-13 | 0-0 | 0 | 9.00 | 39 |
| Mar 23 | UCF-2 | 0.1 | 0 | 0 | 0 | 0 | 0 | 0 | 0 | 0 | 0 | 0 | 0 | 0 | 0 | 1-4 | 0-0 | 0 | 8.10 | 6 |
| Mar 29 | at BYU-2 | 0.1 | 1 | 2 | 2 | 2 | 0 | 0 | 0 | 0 | 0 | 0 | 0 | 0 | 0 | 8-5 | 0-0 | 0 | 12.27 | 18 |
| Apr 07 | WEST VIRGINIA | 1.0 | 3 | 1 | 0 | 0 | 2 | 0 | 0 | 0 | 0 | 0 | 0 | 0 | 0 | 9-16 | 0-0 | 0 | 9.64 | 21 |
| Apr 19 | at Baylor | 1.1 | 1 | 3 | 3 | 4 | 0 | 0 | 0 | 0 | 0 | 0 | 0 | 0 | 0 | 5-14 | 0-0 | 0 | 12.00 | 35 |
| May 10 | HOUSTON | 1.0 | 0 | 0 | 0 | 0 | 1 | 0 | 0 | 0 | 0 | 0 | 1 | 0 | 0 | 5-13 | 0-0 | 0 | 10.29 | 22 |
| Totals | | 0 | 7.0 | 10 | 9 | 8 | 10 | 6 | 0 | 0 | 0 | 2 | 0 | 1 | 0 | 55-78 | 0-0 | 0 | 10.29 | - |

KANSAS & NEBRASKA CAREER STATS

| Year | era | w-l | app | gs | cg | sho | sv | ip | h | r | er | bb | so | 2b | 3b | hr | bf | bavg | wp | hbp | bk | sfa | sha |
|-------|-------|-----|-----|----|----|-----|----|------|----|----|----|----|----|----|----|----|-----|------|----|-----|----|-----|-----|
| 2020* | 6.75 | 0-0 | 2 | 0 | 0 | 0/0 | 0 | 2.2 | 1 | 2 | 2 | 3 | 4 | 0 | 0 | 0 | 12 | .111 | 0 | 0 | 0 | 0 | 0 |
| 2021* | 0.00 | 0-0 | 3 | 0 | 0 | 0/0 | 0 | 3.1 | 1 | 2 | 0 | 6 | 3 | 0 | 0 | 0 | 17 | .100 | 1 | 0 | 0 | 1 | 0 |
| 2022* | 4.76 | 0-0 | 4 | 0 | 0 | 0/0 | 0 | 5.2 | 6 | 3 | 3 | 3 | 3 | 1 | 0 | 0 | 24 | .300 | 1 | 0 | 0 | 0 | 0 |
| 2023 | 6.07 | 2-5 | 18 | 8 | 0 | 0/1 | 2 | 43.0 | 49 | 30 | 29 | 23 | 35 | 6 | 3 | 0 | 204 | .292 | 2 | 8 | 0 | 2 | 3 |
| 2024 | 10.29 | 0-0 | 9 | 0 | 0 | 0/0 | 0 | 7.0 | 10 | 9 | 8 | 10 | 6 | 0 | 0 | 0 | 42 | .370 | 2 | 1 | 0 | 2 | 2 |
| TOTAL | 6.66 | 2-5 | 27 | 8 | 0 | 0/1 | 2 | 50.0 | 59 | 39 | 37 | 33 | 41 | 6 | 3 | 0 | 246 | .303 | 4 | 9 | 0 | 4 | 5 |
| All* | 6.13 | 2-5 | 36 | 8 | 0 | 0/1 | 2 | 61.2 | 67 | 46 | 42 | 45 | 51 | 7 | 3 | 0 | 299 | .286 | 6 | 9 | 0 | 5 | 5 |

* Statistics from prior team/school



36



PATRICK STEITZ

RHP • Jr. • 6-8 • 200 • R/R • Peoria, Ariz. • Liberty HS/Central Arizona College

Twitter/X: @Patricksteitz35 • Instagram: @_patrrriick

| SEASON HIGHS | CAREER HIGHS |
|--|-----------------------------------|
| INNINGS PITCHED 6.0, vs Illinois-Chicago, 2/18/24 | 6.0, vs Illinois-Chicago, 2/18/24 |
| STRIKEOUTS 5, vs Illinois-Chicago, 2/18/24 | 5, vs Illinois-Chicago, 2/18/24 |
| WALKS ALLOWED 2, 3x-last at Cincinnati, 3/17/24 | 2, 3x-last at Cincinnati, 3/17/24 |
| EARNED RUNS 4, at Cincinnati, 3/17/24 | 4, at Cincinnati, 3/17/24 |
| BATTERS FACED 28, at Cincinnati, 3/17/24 | 28, at Cincinnati, 3/17/24 |

NOTES

- Started on Sunday each of the first six weekends
- W, 5.0 IP, 2 H, 0 R, 1 BB, 3 SO vs. Texas Southern 3/3/24; only allowed one of 17 BF to reach second base
- W, 6.0 IP, 4 H, 0 R, 0 BB, 5 SO vs. Illinois-Chicago 2/18/24; only allowed one of 21 BF to reach second
- Transferred to Kansas with two years of eligibility remaining
- Spent two years in the Central Arizona program (2022-23)
- NJCAA DI Third Team All-American in 2023
- Career: 18-4, 2.17 ERA, 133.0 IP, 31 BB, 165 SO, 0.93 WHIP in 28 appearances (25 starts)
- 2023: 9-1, 1.06 ERA, 76.2 IP, 10 BB, 109 SO, 0.65 WHIP in 14 appearances (13 starts)
- 2022: 9-3, 3.67 ERA, 56.1 IP, 21 BB, 56 SO in 14 appearances (12 starts)
- Helped Central Arizona win the NJCAA Division I World Series in 2022
- Ranked 220th on the 2022 Perfect Game Top 500 JUCO Prospect List
- Played four years of baseball at Liberty High School in Peoria, Arizona
- Ranked the No. 3 ranked right-handed pitcher in the state of Arizona, and the No. 8 overall prospect in the state according to Perfect Game in 2021
- All-State selection
- All-West Valley Preps Second Team
- Helped his team win the 6A State Championship
- Threw a complete game in the semifinals of the state tournament
- Also played basketball for four years at Liberty

GAME-BY-GAME

#36 Steitz, Patrick - 6 appearances (All games)

| Date | Opponent | GS | IP | H | R | ER | BB | SO | 2B | 3B | HR | WP | BK | HBP | IBB | Score | W-L | Sv | ERA | NP |
|--------|---------------------|----|------|----|----|----|----|----|----|----|----|----|----|-----|-----|-------|-----|----|------|----|
| Feb 18 | vs Illinois-Chicago | * | 6.0 | 4 | 0 | 0 | 0 | 5 | 1 | 0 | 0 | 1 | 0 | 0 | 0 | 8-2 | 1-0 | 0 | 0.00 | 92 |
| Feb 25 | vs Kentucky | * | 3.2 | 7 | 7 | 1 | 2 | 3 | 0 | 1 | 1 | 1 | 0 | 1 | 0 | 5-8 | 1-1 | 0 | 0.93 | 91 |
| Mar 03 | TEXAS SOUTHERN | * | 5.0 | 2 | 0 | 0 | 1 | 3 | 0 | 0 | 0 | 0 | 0 | 1 | 0 | 11-1 | 2-1 | 0 | 0.61 | 62 |
| Mar 10 | TCU | * | 4.0 | 3 | 1 | 1 | 2 | 3 | 3 | 0 | 0 | 0 | 0 | 0 | 0 | 4-13 | 2-1 | 0 | 0.96 | 72 |
| Mar 17 | at Cincinnati | * | 4.2 | 11 | 6 | 4 | 2 | 4 | 2 | 0 | 0 | 0 | 0 | 0 | 0 | 1-10 | 2-2 | 0 | 2.31 | 95 |
| Mar 23 | UCF-2 | * | 1.2 | 1 | 1 | 0 | 1 | 2 | 1 | 0 | 0 | 0 | 0 | 0 | 0 | 1-4 | 2-2 | 0 | 2.16 | 37 |
| Totals | | 6 | 25.0 | 28 | 15 | 6 | 8 | 20 | 7 | 1 | 1 | 2 | 0 | 2 | 0 | 30-38 | 2-2 | 0 | 2.16 | - |

KANSAS CAREER STATS

| Year | era | w-l | app | gs | cg | sho | sv | ip | h | r | er | bb | so | 2b | 3b | hr | bf | bavg | wp | hbp | bk | sfa | sha |
|-------|------|-----|-----|----|----|-----|----|------|----|----|----|----|----|----|----|----|-----|------|----|-----|----|-----|-----|
| 2024 | 2.16 | 2-2 | 6 | 6 | 0 | 0/0 | 0 | 25.0 | 28 | 15 | 6 | 8 | 20 | 7 | 1 | 1 | 112 | .275 | 2 | 2 | 0 | 0 | 0 |
| TOTAL | 2.16 | 2-2 | 6 | 6 | 0 | 0/0 | 0 | 25.0 | 28 | 15 | 6 | 8 | 20 | 7 | 1 | 1 | 112 | .275 | 2 | 2 | 0 | 0 | 0 |

40



TEGAN CAIN

RHP • Jr. • 6-0 • 200 • L/R • Ellis, Kan. • Ellis HS/Barton Community College

Twitter/X: @TeganCain10 • Instagram: @tegan.cain9

| SEASON HIGHS | | CAREER HIGHS | |
|------------------------|--|--|--|
| INNINGS PITCHED | 2.0, 6x-last at Baylor, 4/20/24 | 2.0, 6x-last at Baylor, 4/20/24 | |
| STRIKEOUTS | 6, vs Missouri, 3/12/24 | 6, vs Missouri, 3/12/24 | |
| WALKS ALLOWED | 2, 5x-last at Nebraska, 4/23/24 | 2, 5x-last at Nebraska, 4/23/24 | |
| EARNED RUNS | 5, vs West Virginia, 4/5/24 | 5, vs West Virginia, 4/5/24 | |
| BATTERS FACED | 11, vs Texas A&M Corpus Christi, 2/20/24 | 11, vs Texas A&M Corpus Christi, 2/20/24 | |

NOTES

- Three of his last four appearances have been scoreless
- At least 1 SO in 19 of 23 apps; multiple SO in 11 apps
- Tied for the most appearances on the team (23)
- Six of his seven apps from 2/25-3/19 were scoreless
- Threw 2.0 innings vs. Missouri and all six outs he recorded were strikeouts
- Pitched against #3 TCU on consecutive days and retired five of six batters via strikeout
- Made his first career start as a Jayhawk vs. TAMUCC 2/20/24
- Transferred to Kansas with two years of eligibility remaining
- Spent two years in the Barton program (2022-23)
- Second Team All-KJCCC West starting pitcher in 2023
- Career: 9-4, 4.31 ERA, 108.2 IP, 47 BB, 136 SO in 29 appearances (23 starts)
- 2023: 8-3, 3.82 ERA, 73.0 IP, 31 BB, 93 SO, 2 CG in 15 appearances (15 starts)
- His 93 strikeouts in 2023 were the fifth-most in a single season at Barton
- His eight wins were tied for ninth-most in a single season at Barton
- Struck out five or more hitters in 12 of his 15 starts, including a career-high nine on two separate occasions
- Held opponents to a .207 batting average in 2023
- Helped Barton become Jayhawk West Champions in 2022 and 2023
- 2022: 1-1, 5.30 ERA, 35.2 IP, 16 BB, 43 SO in 14 appearances (eight starts)
- Played four years of baseball at Ellis High School in Ellis, Kansas
- Went 20-2 with a 2.12 ERA in 102.1 innings pitched with 50 walks and 203 strikeouts in his high school career
- Set single-season school records in 2021 in wins (9), strikeouts (108) and ERA (0.40)
- All-State First Team pitcher in 2019 and 2021
- All-State Second Team outfielder in 2018
- 2-1a Player of the Year in baseball in 2021
- Helped his team become Sub-State Champions in baseball in 2021

GAME-BY-GAME

#40 Cain, Tegan - 23 appearances (All games)

| Date | Opponent | GS | IP | H | R | ER | BB | SO | 2B | 3B | HR | WP | BK | HBP | IBB | Score | W-L | Sv | ERA | NP |
|--------|-----------------------|----|-----|------|----|----|----|----|----|----|----|----|----|-----|-----|-----------|-----|----|-------|----|
| Feb 16 | vs Illinois-Chicago | | 1.1 | 2 | 2 | 2 | 2 | 2 | 0 | 0 | 0 | 0 | 0 | 0 | 0 | 9-11 | 0-0 | 0 | 13.50 | 34 |
| Feb 20 | vs A&M Corpus Christi | * | 2.0 | 5 | 4 | 4 | 0 | 1 | 1 | 0 | 0 | 0 | 0 | 0 | 1 | 13-7 | 0-0 | 0 | 16.20 | 30 |
| Feb 25 | vs Kentucky | | 1.1 | 1 | 0 | 0 | 0 | 3 | 0 | 0 | 0 | 0 | 0 | 0 | 0 | 5-8 | 0-0 | 0 | 11.57 | 22 |
| Mar 02 | TEXAS SOUTHERN-1 | | 1.0 | 1 | 0 | 0 | 0 | 3 | 0 | 1 | 0 | 0 | 0 | 0 | 1 | 9-1 | 0-0 | 0 | 9.53 | 23 |
| Mar 08 | TCU | | 1.0 | 0 | 0 | 0 | 0 | 3 | 0 | 0 | 0 | 0 | 0 | 0 | 0 | 3-1 | 0-0 | 0 | 8.10 | 12 |
| Mar 09 | TCU | | 1.0 | 0 | 0 | 0 | 1 | 2 | 0 | 0 | 0 | 0 | 0 | 0 | 1 | 8-4 | 0-0 | 0 | 7.04 | 20 |
| Mar 12 | MISSOURI | | 2.0 | 1 | 2 | 2 | 2 | 6 | 1 | 0 | 0 | 2 | 0 | 1 | 0 | 4-5 | 0-1 | 0 | 7.45 | 42 |
| Mar 16 | at Cincinnati | | 2.0 | 1 | 0 | 0 | 0 | 2 | 0 | 0 | 0 | 0 | 0 | 0 | 0 | 0-1 | 0-1 | 0 | 6.17 | 25 |
| Mar 19 | vs Missouri | | 1.0 | 1 | 0 | 0 | 1 | 1 | 0 | 0 | 0 | 0 | 0 | 0 | 0 | 4-3 | 0-1 | 0 | 5.68 | 20 |
| Mar 23 | UCF-1 | | 2.0 | 3 | 2 | 2 | 2 | 5 | 1 | 0 | 0 | 1 | 0 | 0 | 0 | 2-6 | 0-2 | 0 | 6.14 | 44 |
| Mar 29 | at BYU-1 | | 2.0 | 1 | 1 | 1 | 1 | 3 | 0 | 0 | 0 | 1 | 0 | 1 | 0 | 4-3 | 0-2 | 0 | 5.94 | 36 |
| Apr 03 | at Wichita State | | 1.0 | 0 | 0 | 0 | 0 | 1 | 0 | 0 | 0 | 0 | 0 | 0 | 1 | 6-7 | 0-2 | 0 | 5.60 | 8 |
| Apr 05 | WEST VIRGINIA | | 1.0 | 6 | 6 | 5 | 1 | 1 | 0 | 0 | 0 | 0 | 0 | 0 | 0 | 10-11 | 0-2 | 0 | 7.71 | 38 |
| Apr 09 | NEBRASKA | | 1.0 | 0 | 0 | 0 | 0 | 2 | 0 | 0 | 0 | 0 | 0 | 0 | 0 | 13-11 | 0-2 | 0 | 7.32 | 19 |
| Apr 13 | PACIFIC | | 1.0 | 2 | 0 | 0 | 0 | 0 | 0 | 0 | 0 | 0 | 0 | 0 | 0 | 12-3 | 0-2 | 0 | 6.97 | 14 |
| Apr 20 | at Baylor | | 2.0 | 0 | 0 | 0 | 2 | 1 | 0 | 0 | 0 | 0 | 0 | 0 | 0 | 8-4 | 0-2 | 0 | 6.35 | 38 |
| Apr 23 | at Nebraska | | 1.0 | 2 | 1 | 1 | 2 | 1 | 0 | 0 | 0 | 0 | 0 | 0 | 0 | 9-4 | 0-2 | 0 | 6.46 | 23 |
| Apr 27 | TEXAS TECH | | 1.0 | 0 | 0 | 0 | 0 | 0 | 0 | 0 | 0 | 0 | 0 | 0 | 0 | 11-2 | 0-2 | 0 | 6.20 | 12 |
| Apr 28 | TEXAS TECH | | 1.0 | 3 | 1 | 1 | 1 | 1 | 0 | 0 | 0 | 0 | 0 | 0 | 0 | 7-3 | 0-2 | 0 | 6.31 | 27 |
| May 04 | at Kansas State | | 0.2 | 1 | 0 | 0 | 1 | 0 | 0 | 0 | 0 | 0 | 0 | 0 | 1 | 4-0 | 0-2 | 0 | 6.15 | 19 |
| May 05 | at Kansas State | | 0.1 | 0 | 0 | 0 | 0 | 0 | 0 | 0 | 0 | 0 | 0 | 0 | 0 | 2-4 | 0-2 | 0 | 6.08 | 4 |
| May 11 | HOUSTON | | 1.0 | 2 | 0 | 0 | 0 | 1 | 0 | 0 | 0 | 0 | 0 | 0 | 0 | 11-9 | 0-2 | 0 | 5.86 | 20 |
| May 12 | HOUSTON | | 1.0 | 1 | 1 | 1 | 0 | 1 | 0 | 0 | 1 | 0 | 0 | 0 | 0 | 9-6 | 0-2 | 0 | 5.97 | 18 |
| Totals | | | 1 | 28.2 | 33 | 20 | 19 | 16 | 40 | 3 | 1 | 1 | 4 | 0 | 7 | 0 163-114 | 0-2 | 0 | 5.97 | - |

KANSAS CAREER STATS

| Year | era | w-l | app | gs | cg | sho | sv | ip | h | r | er | bb | so | 2b | 3b | hr | bf | bavg | wp | hbp | bk | sfa | sha |
|-------|------|-----|-----|----|----|-----|----|------|----|----|----|----|----|----|----|----|-----|------|----|-----|----|-----|-----|
| 2024 | 5.97 | 0-2 | 23 | 1 | 0 | 0/1 | 0 | 28.2 | 33 | 20 | 19 | 16 | 40 | 3 | 1 | 1 | 136 | .308 | 4 | 7 | 0 | 2 | 4 |
| TOTAL | 5.97 | 0-2 | 23 | 1 | 0 | 0/1 | 0 | 28.2 | 33 | 20 | 19 | 16 | 40 | 3 | 1 | 1 | 136 | .308 | 4 | 7 | 0 | 2 | 4 |



42



CHASE JANS

OF • Jr. • 6-0 • 190 • R/R • Overland Park, Kan. • Blue Valley HS
 Twitter/X: @ChaseJans • Instagram: @chasejans

| SEASON HIGHS | | CAREER HIGHS | |
|---------------------|-------------------------------------|--|--|
| HITS | 2, 2x-last vs Texas Tech, 4/27/24 | 5, vs. Kansas State, 4/16/23 | |
| DOUBLES | 1, 2x-last vs Wichita State, 5/1/24 | 2, vs. Missouri State, 4/4/23 | |
| TRIPLES | 1, vs Missouri, 3/19/24 | 1, 3x-last vs Missouri, 3/19/24 | |
| HOME RUNS | | 2, at Charleston Southern, 3/9/22 | |
| RBI | 4, vs Texas Tech, 4/27/24 | 9, vs. Kansas State, 4/16/23 | |
| RUNS | 2, 2x-last vs Pacific, 4/13/24 | 4, 2x-last vs. Kansas State, 4/16/23 | |
| WALKS | 2, vs Wichita State, 5/1/24 | 2, 4x-last vs. Texas Southern, 4/11/23 | |
| STOLEN BASES | 2, vs Texas Southern, 3/2/24 | 2, vs Texas Southern, 3/2/24 | |

NOTES

- 2-for-4, HR, 4 RBI, R vs. Texas Tech 4/27/24
- Starting left fielder on Opening Day
- All-Big 12 Second Team outfielder in 2023
- Appeared in 53 games (50 starts in LF) in 2023
- Tied for the most stolen bases on the team (7), second in batting average (.314), slugging percentage (.531), hits (65) and RBI (50), third in total bases (110) and OPS (.917), tied for third in home runs (10) and runs (36), fourth in walks (23) and tied for fourth in doubles (13) in 2023
- His batting average remained over .300 for his final 46 games in 2023
- Featured on SportsCenter for the third time with the No. 7 play 5/24/23
- Slugged .598 with 6 2B, 6 HR, 25 RBI, 18 R over the final 21 games in 2023
- Homered in back-to-back games for the first time in his career at Samford 5/11-5/12/23
- Had 10 HR in 2023 compared to 3 HR in 2022
- 15-game on-base streak from 4/16-5/12/23
- Featured on SportsCenter for the second time with the No. 3 play 5/11/23
- Tied the program record with 9 RBI vs. K-State 4/16/23; went 5-for-7 with a double, grand slam, and four runs scored (5 hits were a career high, 4 runs tied a career high, first career grand slam)
- Featured on SportsCenter's Top 10 plays with the No. 2 play 4/14/23
- Career-high 24-game on-base streak 2/19-4/7/23; longest by a Jayhawk since Tavian Josenberger had a 29-game on-base streak during the 2021 season
- 17 multi-hit games; 12 multi-RBI games in 2023
- Career-high 17-game hitting streak from 2/19-3/25/23
- Inside-the-park home run at Belmont 3/5/23
- Starting left fielder on Opening Day in 2023
- No. 17 MLB Draft prospect for 2024 in the Big 12 by Perfect Game
- No. 29 MLB Draft prospect for 2024 in the Big 12 by D1 Baseball
- Appeared in 33 games (20 starts - 16 in CF, four in RF) in 2022
- Hit two home runs in his first career start at Charleston Southern 3/9/22 (2-for-2, 2 HR, 2 RBI, 2 BB, 4 R)
- Singled in his first career at-bat vs. Illinois 2/19/22
- No. 1 outfielder in Kansas by Perfect Game and Prep Baseball Report
- Played on the Kansas City Royals Scout Team
- Also played football in HS

GAME-BY-GAME

#42 Jans, Chase - 37 games (All games)

| Date | Opponent | Pos | AB | R | H | RBI | 2B | 3B | HR | BB | SB | CS | HBP | SAC | SF | GDP | K | PO | A | E | Avg |
|--------|-----------------------|-------|------|----|----|-----|----|----|----|----|----|----|-----|-----|----|-----|---|----|----|---|------|
| Feb 16 | vs Illinois-Chicago | *of | 3 | 2 | 0 | 0 | 0 | 0 | 0 | 1 | 0 | 0 | 1 | 0 | 0 | 1 | 0 | 0 | 0 | 0 | .000 |
| Feb 17 | vs Illinois-Chicago | *of | 2 | 0 | 0 | 0 | 0 | 0 | 0 | 0 | 0 | 0 | 0 | 0 | 0 | 0 | 2 | 1 | 0 | 0 | .000 |
| Feb 20 | vs A&M Corpus Christi | pr/of | 0 | 0 | 0 | 0 | 0 | 0 | 0 | 1 | 0 | 0 | 0 | 0 | 0 | 0 | 0 | 1 | 0 | 0 | .000 |
| Feb 23 | vs Texas State | pr/of | 0 | 1 | 0 | 0 | 0 | 0 | 0 | 0 | 0 | 0 | 0 | 0 | 0 | 0 | 0 | 0 | 0 | 0 | .000 |
| Feb 24 | vs Washington State | *of | 4 | 0 | 1 | 0 | 0 | 0 | 0 | 0 | 0 | 0 | 0 | 0 | 0 | 0 | 2 | 3 | 0 | 0 | .111 |
| Feb 25 | vs Kentucky | ph | 1 | 0 | 1 | 1 | 0 | 0 | 0 | 0 | 0 | 0 | 0 | 0 | 0 | 0 | 0 | 0 | 0 | 0 | .200 |
| Mar 01 | TEXAS SOUTHERN | of | 0 | 0 | 0 | 0 | 0 | 0 | 0 | 0 | 0 | 0 | 0 | 0 | 0 | 0 | 0 | 0 | 0 | 0 | .200 |
| Mar 02 | TEXAS SOUTHERN-1 | *of | 3 | 0 | 0 | 0 | 0 | 0 | 0 | 0 | 0 | 0 | 0 | 0 | 0 | 0 | 1 | 1 | 0 | 0 | .154 |
| Mar 02 | TEXAS SOUTHERN-2 | pr/of | 1 | 1 | 1 | 0 | 0 | 0 | 0 | 2 | 0 | 0 | 0 | 0 | 0 | 0 | 0 | 0 | 0 | 0 | .214 |
| Mar 08 | TCU | *of | 4 | 0 | 0 | 0 | 0 | 0 | 0 | 0 | 0 | 0 | 0 | 0 | 0 | 0 | 1 | 1 | 0 | 0 | .167 |
| Mar 09 | TCU | of | 1 | 0 | 0 | 0 | 0 | 0 | 0 | 0 | 0 | 0 | 0 | 0 | 0 | 0 | 1 | 0 | 0 | 0 | .158 |
| Mar 12 | MISSOURI | of | 0 | 0 | 0 | 0 | 0 | 0 | 0 | 0 | 0 | 0 | 0 | 0 | 0 | 0 | 0 | 0 | 0 | 0 | .158 |
| Mar 19 | vs Missouri | *of | 4 | 1 | 1 | 1 | 0 | 1 | 0 | 0 | 0 | 0 | 0 | 0 | 0 | 0 | 1 | 3 | 0 | 0 | .174 |
| Mar 22 | UCF | of | 0 | 0 | 0 | 0 | 0 | 0 | 0 | 0 | 0 | 0 | 1 | 0 | 0 | 0 | 0 | 0 | 1 | 0 | .174 |
| Mar 23 | UCF-2 | *of | 2 | 0 | 0 | 0 | 0 | 0 | 0 | 0 | 0 | 0 | 1 | 0 | 0 | 0 | 0 | 0 | 0 | 0 | .160 |
| Mar 28 | at BYU | *of | 5 | 0 | 0 | 0 | 0 | 0 | 0 | 0 | 0 | 0 | 0 | 0 | 0 | 0 | 0 | 1 | 0 | 0 | .133 |
| Mar 29 | at BYU-1 | of | 1 | 0 | 1 | 0 | 0 | 0 | 0 | 0 | 0 | 0 | 0 | 0 | 0 | 0 | 0 | 1 | 0 | 0 | .161 |
| Mar 29 | at BYU-2 | *of | 3 | 0 | 1 | 1 | 0 | 0 | 0 | 0 | 0 | 1 | 0 | 0 | 1 | 0 | 1 | 0 | 0 | 0 | .176 |
| Apr 03 | at Wichita State | of | 1 | 0 | 0 | 0 | 0 | 0 | 0 | 0 | 0 | 0 | 0 | 0 | 0 | 0 | 1 | 0 | 0 | 0 | .171 |
| Apr 05 | WEST VIRGINIA | of | 2 | 0 | 0 | 0 | 0 | 0 | 0 | 0 | 0 | 0 | 0 | 0 | 0 | 0 | 1 | 0 | 0 | 0 | .162 |
| Apr 07 | WEST VIRGINIA | of | 3 | 0 | 0 | 0 | 0 | 0 | 0 | 0 | 0 | 0 | 0 | 0 | 0 | 0 | 1 | 0 | 0 | 0 | .150 |
| Apr 09 | NEBRASKA | of | 0 | 0 | 0 | 0 | 0 | 0 | 0 | 0 | 0 | 0 | 0 | 0 | 0 | 0 | 0 | 1 | 0 | 0 | .150 |
| Apr 12 | PACIFIC | of | 0 | 0 | 0 | 0 | 0 | 0 | 0 | 0 | 0 | 0 | 0 | 0 | 0 | 0 | 0 | 0 | 1 | 0 | .150 |
| Apr 13 | PACIFIC | *of | 5 | 2 | 1 | 1 | 0 | 0 | 0 | 1 | 0 | 0 | 0 | 0 | 0 | 0 | 1 | 1 | 0 | 0 | .156 |
| Apr 14 | PACIFIC | ph/dh | 1 | 0 | 1 | 2 | 1 | 0 | 0 | 0 | 0 | 0 | 0 | 0 | 0 | 0 | 0 | 0 | 0 | 0 | .174 |
| Apr 19 | at Baylor | ph/of | 3 | 0 | 0 | 1 | 0 | 0 | 0 | 0 | 0 | 0 | 0 | 0 | 0 | 0 | 1 | 1 | 0 | 0 | .163 |
| Apr 20 | at Baylor | of | 0 | 0 | 0 | 0 | 0 | 0 | 0 | 1 | 0 | 0 | 0 | 0 | 0 | 0 | 0 | 0 | 1 | 0 | .163 |
| Apr 21 | at Baylor | of | 1 | 0 | 1 | 1 | 0 | 0 | 0 | 0 | 0 | 0 | 0 | 0 | 0 | 0 | 0 | 0 | 1 | 0 | .180 |
| Apr 23 | at Nebraska | of | 0 | 0 | 0 | 0 | 0 | 0 | 0 | 0 | 0 | 0 | 0 | 0 | 0 | 0 | 0 | 0 | 1 | 0 | .180 |
| Apr 26 | TEXAS TECH | *of | 3 | 1 | 2 | 0 | 0 | 0 | 0 | 0 | 0 | 0 | 0 | 0 | 0 | 0 | 0 | 3 | 0 | 0 | .208 |
| Apr 27 | TEXAS TECH | *of | 4 | 1 | 2 | 4 | 0 | 0 | 1 | 0 | 0 | 0 | 0 | 0 | 0 | 0 | 0 | 5 | 0 | 0 | .228 |
| Apr 28 | TEXAS TECH | *of | 4 | 0 | 0 | 0 | 0 | 0 | 0 | 0 | 0 | 0 | 0 | 0 | 0 | 0 | 2 | 1 | 0 | 0 | .213 |
| May 01 | WICHITA STATE | *of | 2 | 1 | 1 | 0 | 1 | 0 | 0 | 2 | 0 | 0 | 0 | 0 | 0 | 0 | 0 | 3 | 0 | 0 | .222 |
| May 03 | at Kansas State | *of | 4 | 0 | 0 | 0 | 0 | 0 | 0 | 0 | 0 | 0 | 0 | 0 | 0 | 0 | 4 | 4 | 1 | 0 | .209 |
| May 04 | at Kansas State | pr/of | 1 | 0 | 1 | 0 | 0 | 0 | 0 | 0 | 0 | 0 | 0 | 0 | 0 | 0 | 0 | 1 | 0 | 0 | .221 |
| May 11 | HOUSTON | of | 1 | 0 | 0 | 0 | 0 | 0 | 0 | 0 | 0 | 0 | 0 | 0 | 0 | 0 | 1 | 0 | 0 | 0 | .217 |
| May 12 | HOUSTON | of | 1 | 0 | 0 | 0 | 0 | 0 | 0 | 0 | 0 | 0 | 0 | 0 | 0 | 0 | 0 | 1 | 0 | 0 | .214 |
| Totals | | | 15gs | 70 | 10 | 15 | 12 | 2 | 1 | 1 | 5 | 3 | 1 | 3 | 0 | 1 | 1 | 21 | 38 | 1 | .214 |

On base pct. .291 • Slugging pct. .314

KANSAS CAREER STATS

| Year | avg | gp-gs | ab | r | h | 2b | 3b | hr | rbi | tb | slg% | bb | hbp | so | gdp | ob% | sf | sh | sb-att | po | a | e | fld% |
|-------|------|--------|-----|----|----|----|----|----|-----|-----|------|----|-----|----|-----|------|----|----|--------|-----|---|---|------|
| 2022 | .194 | 33-20 | 62 | 10 | 12 | 0 | 1 | 3 | 5 | 23 | .371 | 3 | 0 | 18 | 1 | .231 | 0 | 0 | 3-3 | 35 | 0 | 1 | .972 |
| 2023 | .314 | 53-50 | 207 | 36 | 65 | 13 | 1 | 10 | 50 | 110 | .531 | 23 | 5 | 60 | 3 | .386 | 6 | 0 | 7-7 | 105 | 2 | 2 | .982 |
| 2024 | .214 | 37-15 | 70 | 10 | 15 | 2 | 1 | 1 | 12 | 22 | .314 | 5 | 3 | 21 | 1 | .291 | 1 | 0 | 3-4 | 38 | 1 | 1 | .975 |
| TOTAL | .271 | 123-85 | 339 | 56 | 92 | 15 | 3 | 14 | 67 | 155 | .457 | 31 | 8 | 99 | 5 | .340 | 7 | 0 | 13-14 | 178 | 3 | 4 | .978 |

44



SAM IRELAND

RHP • Sr. • 6-4 • 240 • R/R • Highlands Ranch, Colo. • Mountain Vista HS/Minnesota

Twitter/X: @irelandsam44 • Instagram: @sam_ireland_44

| SEASON HIGHS | | CAREER HIGHS* | |
|------------------------|-------------------------------------|---------------------------------------|--|
| INNINGS PITCHED | 2.0, vs. Texas Southern, 3/1/24 | 9.0, at Belmont, 3/4/23 | |
| STRIKEOUTS | 1, 2x-last at Wichita State, 4/3/24 | 10, 2x-last vs. Northeastern, 2/25/22 | |
| WALKS ALLOWED | 1, vs Houston, 5/10/24 | 6, vs. Western Illinois, 3/25/22 | |
| EARNED RUNS | 3, 2x-last vs Houston, 5/10/24 | 7, 2x-last at Oklahoma, 4/29/23 | |
| BATTERS FACED | 7, vs. Texas Southern, 3/1/24 | 32, at Belmont, 3/4/23 | |

*at Minnesota and Kansas

NOTES

- His first appearance of the season was scoreless vs. Texas Southern 3/1/24 (2.0 IP, 1 H, 0 R, 0 BB, 1 SO)
- Started 14 games on the mound in 2023
- Second-most innings pitched on the team (65.1) in 2023
- Started a game on the weekend for the first 13 weeks of the 2023 season
- Complete game, 4-hit shutout at Belmont 3/4/23 (W, 9.0 IP, 4 H, 0 R, 1 BB, 5 SO)
- Spent three years in the Minnesota program (2020-22)
- Transferred to Kansas with two years of eligibility remaining
- No. 13 MLB Draft prospect for 2023 in the Big 12 by Perfect Game
- No. 22 MLB Draft prospect for 2023 in the Big 12 by D1 Baseball
- No. 14 senior prospect by Perfect Game
- No. 80 starting pitcher for 2023 by D1 Baseball
- No. 95 Impact Transfer by D1 Baseball
- Two-way player in both 2020 and 2021 before transitioning to only a pitcher in 2022
- Academic All-Big Ten in 2021 and 2022
- Career: 4-9, 5.15 ERA, 117.0 IP, 62 BB, 125 SO, 2 SV in 26 appearances (20 starts) over three seasons at Minnesota
- Career: .242/.292/.323 (24-for-99), 8 2B, 3 RBI, 11 R, 7 BB in his first two seasons (2020, 2021) at Minnesota
- Friday night starter for Minnesota in 2022
- Led the team in ERA (4.10) and WHIP (1.37); ranked second in strikeouts (35), innings pitched (37.1) and starts (7) in 2021 Named to D1Baseball's Big Ten Fab Freshman Team in 2020
- Helped his team win the 5A state championship as a junior in 2018
- Two-time Class 5A Player of the Year in Colorado (2018, 2019)
- Two-time All-State First Team selection

GAME-BY-GAME

#44 Ireland, Sam - 6 appearances (All games)

| Date | Opponent | GS | IP | H | R | ER | BB | SO | 2B | 3B | HR | WP | BK | HBP | IBB | Score | W-L | Sv | ERA | NP |
|--------|------------------|----|-----|----|---|----|----|----|----|----|----|----|----|-----|-----|-------|-----|----|-------|----|
| Mar 01 | TEXAS SOUTHERN | | 2.0 | 1 | 0 | 0 | 0 | 1 | 1 | 0 | 0 | 0 | 0 | 0 | 0 | 11-2 | 0-0 | 0 | 0.00 | 28 |
| Apr 03 | at Wichita State | | 1.0 | 2 | 2 | 2 | 1 | 1 | 0 | 0 | 0 | 0 | 0 | 0 | 0 | 6-7 | 0-0 | 0 | 6.00 | 22 |
| Apr 07 | WEST VIRGINIA | | 0.2 | 3 | 3 | 3 | 1 | 0 | 0 | 0 | 3 | 0 | 0 | 0 | 0 | 9-16 | 0-0 | 0 | 12.27 | 23 |
| Apr 12 | PACIFIC | | 1.1 | 3 | 1 | 0 | 1 | 1 | 0 | 0 | 0 | 0 | 0 | 0 | 0 | 18-7 | 0-0 | 0 | 9.00 | 32 |
| May 01 | WICHITA STATE | | 1.0 | 1 | 0 | 0 | 0 | 2 | 0 | 0 | 0 | 0 | 0 | 0 | 0 | 8-1 | 0-0 | 0 | 7.50 | 20 |
| May 10 | HOUSTON | | 0.2 | 3 | 3 | 3 | 1 | 0 | 3 | 0 | 0 | 0 | 0 | 0 | 0 | 5-13 | 0-0 | 0 | 10.80 | 23 |
| Totals | | 0 | 6.2 | 13 | 9 | 8 | 4 | 5 | 4 | 0 | 3 | 0 | 0 | 0 | 0 | 57-46 | 0-0 | 0 | 10.80 | - |

KANSAS & MINNESOTA CAREER STATS

| Year | era | w-l | app | gs | cg | sho | sv | ip | h | r | er | bb | so | 2b | 3b | hr | bf | bavg | wp | hbp | bk | sfa | sha |
|-------|-------|------|-----|----|----|-----|----|-------|-----|-----|-----|----|-----|----|----|----|-----|------|----|-----|----|-----|-----|
| 2020* | 9.00 | 0-1 | 5 | 0 | 0 | 0/0 | 2 | 8.0 | 12 | 8 | 8 | 8 | 10 | 2 | 0 | 1 | 45 | .324 | 3 | 0 | 0 | 0 | 0 |
| 2021* | 4.10 | 0-3 | 7 | 7 | 0 | 0/0 | 0 | 37.1 | 35 | 23 | 17 | 16 | 35 | 9 | 1 | 7 | 163 | .248 | 3 | 3 | 0 | 1 | 2 |
| 2022* | 5.27 | 4-5 | 14 | 13 | 0 | 0/0 | 0 | 71.2 | 74 | 46 | 42 | 38 | 80 | 14 | 1 | 10 | 332 | .267 | 4 | 19 | 1 | 5 | 2 |
| 2023 | 6.75 | 4-7 | 14 | 14 | 1 | 1/0 | 0 | 65.1 | 73 | 57 | 49 | 26 | 43 | 15 | 4 | 12 | 302 | .282 | 3 | 8 | 0 | 6 | 3 |
| 2024 | 10.80 | 0-0 | 6 | 0 | 0 | 0/0 | 0 | 6.2 | 13 | 9 | 8 | 4 | 5 | 4 | 0 | 3 | 37 | .406 | 0 | 0 | 0 | 1 | 0 |
| TOTAL | 7.12 | 4-7 | 20 | 14 | 1 | 1/0 | 0 | 72.0 | 86 | 66 | 57 | 30 | 48 | 19 | 4 | 15 | 339 | .296 | 3 | 8 | 0 | 7 | 3 |
| All* | 5.90 | 8-16 | 46 | 34 | 1 | 1/0 | 2 | 189.0 | 207 | 143 | 124 | 92 | 173 | 44 | 6 | 33 | 879 | .277 | 13 | 30 | 1 | 13 | 7 |

* Statistics from prior team/school



45



J'BRIELL EASLEY

RHP • R-Jr. • 6-2 • 245 • R/R • Shawnee, Okla. • Shawnee HS/Cowley Community College

Twitter/X: @jayeasley01 • Instagram: @jbrielleasley

| | SEASON HIGHS | CAREER HIGHS |
|------------------------|-------------------------------------|-------------------------------------|
| INNINGS PITCHED | 2.1, 2x-last vs Texas Tech, 4/28/24 | 2.1, 2x-last vs Texas Tech, 4/28/24 |
| STRIKEOUTS | 4, at Wichita State, 4/3/24 | 4, at Wichita State, 4/3/24 |
| WALKS ALLOWED | 3, vs Pacific, 4/14/24 | 3, vs Pacific, 4/14/24 |
| EARNED RUNS | 2, 2x-last vs Texas Tech, 4/28/24 | 2, 2x-last vs Texas Tech, 4/28/24 |
| BATTERS FACED | 12, vs Pacific, 4/14/24 | 12, vs Pacific, 4/14/24 |

NOTES

- Four consecutive Sunday starts from 4/7-4/28/24
- Threw two scoreless innings at Baylor 4/21/24 (2.0 IP, 1 H, 0 H, 0 BB, 1 SO)
- Earned the start against #20 Nebraska (2.0 IP, 3 H, 1 R, 1 BB, 1 SO)
- First career start as a Jayhawk at Wichita State (2.0 IP, 3 H, 0 R, 0 BB, 4 SO)
- Made his Kansas debut at Cincinnati 3/15/24 (1.0 IP, 0 H, 0 R, 1 BB, 1 SO)
- Transferred to Kansas with two years of eligibility remaining
- Enrolled at Kansas in Jan. 2023 and missed the 2023 season with an injury
- Spent two and a half years in the Cowley program
- KJCCC East Pitcher of the Year in 2021
- All-KJCCC First Team starting pitcher in 2021
- Career: 13-1, 5.79 ERA, 87.0 IP, 46 BB, 113 SO, 3 CG in 28 appearances (22 starts)
- Threw a 7-inning complete game no-hitter on April 9, 2021 against Coffeyville Community College
- Helped Cowley win two conference championships, two regional championships and finish runner-up in the NJCAA DI Baseball World Series in 2022
- Played four years of baseball at Shawnee High School in Shawnee, Oklahoma
- Helped Shawnee win the baseball state championship in 2017
- Also played four years of basketball and two years of football at Shawnee

GAME-BY-GAME

#45 Easley, J'Briell - 8 appearances (All games)

| Date | Opponent | GS | IP | H | R | ER | BB | SO | 2B | 3B | HR | WP | BK | HBP | IBB | Score | W-L | Sv | ERA | NP |
|--------|------------------|----|------|----|---|----|----|----|----|----|----|----|----|-----|-----|-------|-----|----|------|----|
| Mar 15 | at Cincinnati | | 1.0 | 0 | 0 | 0 | 1 | 1 | 0 | 0 | 0 | 0 | 0 | 0 | 0 | 14-4 | 0-0 | 0 | 0.00 | 15 |
| Apr 03 | at Wichita State | * | 2.0 | 3 | 0 | 0 | 0 | 4 | 2 | 0 | 0 | 0 | 0 | 0 | 0 | 6-7 | 0-0 | 0 | 0.00 | 38 |
| Apr 07 | WEST VIRGINIA | * | 1.0 | 1 | 1 | 1 | 1 | 1 | 0 | 0 | 1 | 0 | 0 | 0 | 0 | 9-16 | 0-0 | 0 | 2.25 | 19 |
| Apr 09 | NEBRASKA | * | 2.0 | 3 | 1 | 1 | 1 | 1 | 1 | 0 | 0 | 0 | 0 | 1 | 0 | 13-11 | 0-0 | 0 | 3.00 | 32 |
| Apr 14 | PACIFIC | * | 2.1 | 2 | 2 | 2 | 3 | 2 | 2 | 0 | 0 | 1 | 0 | 0 | 0 | 19-3 | 0-0 | 0 | 4.32 | 61 |
| Apr 21 | at Baylor | * | 2.0 | 1 | 0 | 0 | 0 | 1 | 0 | 0 | 0 | 0 | 0 | 0 | 0 | 12-2 | 0-0 | 0 | 3.48 | 21 |
| Apr 28 | TEXAS TECH | * | 2.1 | 3 | 2 | 2 | 1 | 2 | 1 | 1 | 0 | 0 | 0 | 0 | 0 | 7-3 | 0-0 | 0 | 4.26 | 58 |
| May 11 | HOUSTON | * | 2.0 | 3 | 1 | 1 | 1 | 0 | 0 | 0 | 1 | 1 | 0 | 0 | 0 | 11-9 | 1-0 | 0 | 4.30 | 32 |
| Totals | | 5 | 14.2 | 16 | 7 | 7 | 8 | 12 | 6 | 1 | 2 | 2 | 0 | 2 | 0 | 91-55 | 1-0 | 0 | 4.30 | - |

KANSAS CAREER STATS

| Year | era | w-l | app | gs | cg | sho | sv | ip | h | r | er | bb | so | 2b | 3b | hr | bf | bavg | wp | hbp | bk | sfa | sha |
|-------|------|-----|-----|----|----|-----|----|------|----|---|----|----|----|----|----|----|----|------|----|-----|----|-----|-----|
| 2024 | 4.30 | 1-0 | 8 | 5 | 0 | 0/0 | 0 | 14.2 | 16 | 7 | 7 | 8 | 12 | 6 | 1 | 2 | 68 | .286 | 2 | 2 | 0 | 0 | 2 |
| TOTAL | 4.30 | 1-0 | 8 | 5 | 0 | 0/0 | 0 | 14.2 | 16 | 7 | 7 | 8 | 12 | 6 | 1 | 2 | 68 | .286 | 2 | 2 | 0 | 0 | 2 |

46



GAVIN BRASOSKY

LHP • Jr. • 6-0 • 195 • L/L • Kalamazoo, Mich. • Portage Central HS/Tennessee

Twitter/X: @GavinBrasosky • Instagram: @gavinbrasosky

| SEASON HIGHS | CAREER HIGHS |
|---|--|
| INNINGS PITCHED 4.0, vs Texas Southern, 3/2/24 | 4.0, 5x-last vs Texas Southern, 3/2/24 |
| STRIKEOUTS 2, 5x-last at Wichita State, 4/3/24 | 6, vs. Valparaiso, 2/17/23 |
| WALKS ALLOWED 2, vs Illinois-Chicago, 2/16/24 | 5, at Texas Tech, 5/20/23 |
| EARNED RUNS 4, vs Nebraska, 4/9/24 | 7, at Texas Tech, 5/20/23 |
| BATTERS FACED 14, vs Texas Southern, 3/2/24 | 18, at Missouri, 5/2/23 |

NOTES

- Eight of his 15 appearances have been more than 1.0 inning
- W, 4.0 IP, 2 H, 0 R, 0 BB, 2 SO vs. Texas Southern 3/2/24
- His first appearance of the season was scoreless 2/16/24
- Appeared in 23 games (two starts) in 2023
- Made his first career start vs. Air Force 4/18/23
- 12 of his 23 apps were at least 2.0 IP in 2023
- Did not allow a run in his first 10.0 IP (4 apps) in 2023
- Earned the save on Opening Day (4.0 IP, 1 H, 0 R, 1 BB, 6 SO)
- His first two apps were 4.0-inning saves (2/17/23 vs. Valpo & 2/25/23 vs. Oakland)
- Spent one year in the Tennessee program
- Transferred to Kansas with three years of eligibility remaining
- 2021-22 First-Year SEC Academic Honor Roll
- Appeared in five games out of the bullpen for Tennessee in 2021
- Earned first career win vs. Alabama A&M, throwing 1.1 perfect innings and striking out one 5/3/22
- Made his first-career appearance, pitching a shutout inning with three strikeouts in win over UNC Asheville 2/23/22
- Ranked the No. 10 overall player in Michigan by Perfect Game in 2021
- Three-time Perfect Game Preseason All-American (2019-21)
- 2021 MHSBCA Dream Team selection (All-State team for all classifications)
- 2021 MHSBCA Division 1 First Team All-State selection
- 2021 MHSBCA High School All-Star Game participant
- 2021 MLive Player of the Year
- 2021 First Team All-District and All-Conference selection
- Posted a perfect 10-0 record with a 0.84 ERA and 127 strikeouts in 66.2 innings pitched as a senior in 2021
- Capped his prep career with a 10-strikeout performance in a 5-1 victory to send his team to the state championship game
- Also played three years of ice hockey
- Teammates with Luke Leto at Portage Central High School

GAME-BY-GAME

#46 Brasosky, Gavin - 15 appearances (All games)

| Date | Opponent | GS | IP | H | R | ER | BB | SO | 2B | 3B | HR | WP | BK | HBP | IBB | Score | W-L | Sv | ERA | NP |
|--------|-----------------------|-----|------|----|----|----|----|----|----|----|----|----|----|-----|-----|---------|-----|----|------|----|
| Feb 16 | vs Illinois-Chicago | 1.2 | 1 | 0 | 0 | 2 | 1 | 1 | 0 | 1 | 0 | 0 | 0 | 0 | 0 | 9-11 | 0-0 | 0 | 0.00 | 38 |
| Feb 20 | vs A&M Corpus Christi | 2.0 | 3 | 2 | 2 | 1 | 2 | 0 | 0 | 0 | 0 | 0 | 0 | 0 | 0 | 13-7 | 0-0 | 0 | 4.91 | 29 |
| Feb 24 | vs Washington State | 1.1 | 4 | 3 | 3 | 1 | 2 | 1 | 0 | 0 | 0 | 0 | 0 | 0 | 0 | 4-5 | 0-0 | 0 | 9.00 | 39 |
| Mar 02 | TEXAS SOUTHERN-2 | 4.0 | 2 | 0 | 0 | 0 | 2 | 1 | 0 | 0 | 0 | 0 | 0 | 0 | 0 | 10-3 | 1-0 | 0 | 5.00 | 39 |
| Mar 09 | TCU | 1.0 | 0 | 0 | 0 | 0 | 0 | 0 | 0 | 0 | 0 | 0 | 0 | 0 | 0 | 8-4 | 1-0 | 0 | 4.50 | 3 |
| Mar 10 | TCU | 1.0 | 4 | 2 | 2 | 0 | 0 | 1 | 1 | 0 | 1 | 0 | 1 | 0 | 0 | 4-13 | 1-0 | 0 | 5.73 | 14 |
| Mar 17 | at Cincinnati | 1.0 | 2 | 2 | 0 | 1 | 1 | 0 | 0 | 0 | 0 | 0 | 0 | 0 | 0 | 1-10 | 1-0 | 0 | 5.25 | 26 |
| Mar 23 | UCF-2 | 3.0 | 2 | 1 | 1 | 0 | 2 | 0 | 0 | 0 | 0 | 0 | 0 | 0 | 0 | 1-4 | 1-1 | 0 | 4.80 | 37 |
| Apr 03 | at Wichita State | 1.1 | 1 | 1 | 1 | 0 | 2 | 0 | 0 | 0 | 0 | 0 | 0 | 0 | 0 | 6-7 | 1-1 | 0 | 4.96 | 16 |
| Apr 05 | WEST VIRGINIA | 1.0 | 0 | 0 | 0 | 0 | 1 | 0 | 0 | 0 | 0 | 0 | 0 | 0 | 0 | 10-11 | 1-1 | 0 | 4.67 | 10 |
| Apr 07 | WEST VIRGINIA | 2.0 | 3 | 2 | 2 | 1 | 1 | 0 | 0 | 1 | 0 | 0 | 0 | 0 | 1 | 9-16 | 1-1 | 0 | 5.12 | 28 |
| Apr 09 | NEBRASKA | 0.2 | 4 | 4 | 4 | 0 | 0 | 1 | 0 | 1 | 0 | 0 | 0 | 0 | 0 | 13-11 | 1-1 | 0 | 6.75 | 25 |
| Apr 19 | at Baylor | 1.2 | 2 | 1 | 1 | 1 | 1 | 2 | 0 | 0 | 0 | 0 | 1 | 0 | 0 | 5-14 | 1-1 | 0 | 6.65 | 36 |
| Apr 23 | at Nebraska | 0.1 | 2 | 1 | 1 | 1 | 0 | 1 | 0 | 0 | 0 | 0 | 0 | 0 | 0 | 9-4 | 1-1 | 0 | 6.95 | 17 |
| May 10 | HOUSTON | 0.1 | 2 | 0 | 0 | 0 | 1 | 0 | 0 | 0 | 0 | 0 | 0 | 0 | 0 | 5-13 | 1-1 | 0 | 6.85 | 11 |
| Totals | | 0 | 22.1 | 32 | 19 | 17 | 8 | 16 | 7 | 2 | 2 | 1 | 0 | 2 | 1 | 107-133 | 1-1 | 0 | 6.85 | - |

KANSAS & TENNESSEE CAREER STATS

| Year | era | w-l | app | gs | cg | sho | sv | ip | h | r | er | bb | so | 2b | 3b | hr | bf | bavg | wp | hbp | bk | sfa | sha |
|-------|------|-----|-----|----|----|-----|----|------|----|----|----|----|----|----|----|----|-----|------|----|-----|----|-----|-----|
| 2022* | 0.00 | 1-0 | 5 | 0 | 0 | 0/0 | 0 | 4.1 | 2 | 0 | 0 | 3 | 6 | 0 | 0 | 0 | 18 | .133 | 1 | 0 | 0 | 0 | 0 |
| 2023 | 7.25 | 1-2 | 23 | 2 | 0 | 0/0 | 2 | 44.2 | 60 | 40 | 36 | 19 | 32 | 14 | 3 | 8 | 209 | .328 | 4 | 4 | 0 | 0 | 3 |
| 2024 | 6.85 | 1-1 | 15 | 0 | 0 | 0/0 | 0 | 22.1 | 32 | 19 | 17 | 8 | 16 | 7 | 2 | 2 | 106 | .333 | 1 | 2 | 0 | 0 | 0 |
| TOTAL | 7.12 | 2-3 | 38 | 2 | 0 | 0/0 | 2 | 67.0 | 92 | 59 | 53 | 27 | 48 | 21 | 5 | 10 | 315 | .330 | 5 | 6 | 0 | 0 | 3 |
| All* | 6.69 | 3-3 | 43 | 2 | 0 | 0/0 | 2 | 71.1 | 94 | 59 | 53 | 30 | 54 | 21 | 5 | 10 | 333 | .320 | 6 | 6 | 0 | 0 | 3 |

* Statistics from prior team/school



50



ETHAN LANTHIER

RHP • Jr. • 6-5 • 230 • R/R • Northfield, Minn. • Northfield HS/St. Cloud State

Twitter/X: @Ethan_Lanthier • Instagram: @ethan.lanthier

| SEASON HIGHS | CAREER HIGHS* |
|---|---|
| INNINGS PITCHED 4.2, vs Texas Tech, 4/28/24 | 5.0, 2x-last at Missouri Southern State, 2/3/23 |
| STRIKEOUTS 4, 3x-last vs Houston, 5/10/24 | 8, vs. Sioux Falls, 4/3/22 |
| WALKS ALLOWED 3, 2x-last vs Houston, 5/10/24 | 6, at Nova Southeastern, 3/10/23 |
| EARNED RUNS 4, vs Illinois-Chicago, 2/17/24 | 6, at Arkansas-Monticello, 2/11/23 |
| BATTERS FACED 17, vs Texas Tech, 4/28/24 | 23, at Nova Southeastern, 3/10/23 |

*at St. Cloud State

NOTES

- Multiple strikeouts in nine of his last 10 appearances
- Nine of his 17 appearances have been more than 1.0 IP
- Earned a win in three consecutive appearances 4/14-4/28/24
- W, 4.2 IP, 2 H, 0 R, 1 BB, 4 SO vs. Texas Tech 4/28/24
- W, 4.0 IP, 5 H, 2 R, 0 BB, 3 SO at Baylor 4/21/24
- Earned his first win as a Jayhawk vs. Pacific 4/14/24 (W, 3.2 IP, 2 H, 1 R, 0 ER, 0 BB, 4 SO)
- Tossed 1.2 scoreless innings in Friday's game 2 win at BYU 3/29/24
- Threw 2.0 scoreless innings vs. Missouri 3/12/24; first appearance longer than 1.0 inning
- 2024 NCBWA Stopper of the Year Preseason Watch List
- Transferred to Kansas with two years of eligibility remaining
- Spent two years in the St. Cloud State program (2022-23)
- Cape Cod League All-Star in 2023
- NCBWA Preseason All-Central Region in 2023
- D2CCCA All-Region Second Team in 2022
- All-NSIC First Team in 2022
- Career: 7-2, 3.67 ERA, 68.2 IP, 39 BB, 92 SO, 2 SV in 29 appearances (six starts)
- 2023: 1-2, 4.84 ERA, 35.1 IP, 22 BB, 44 SO, 1 SV in 14 appearances (four starts)
- Helped the Huskies become 2023 NSIC Tournament Champions
- 2022: 6-0, 2.43 ERA, 33.1 IP, 17 BB, 48 SO, 1 SV in 15 appearances (two starts)
- Held opponents to a slash line of .138/.270/.207 as a freshman
- Struck out multiple batters in 12 of 15 appearances and punched out three or more on 11 occasions
- Played three years of baseball at Northfield High School in Northfield, Minnesota
- Earned Class AAA All-State honors as a senior

GAME-BY-GAME

#50 Lanthier, Ethan - 17 appearances (All games)

| Date | Opponent | GS | IP | H | R | ER | BB | SO | 2B | 3B | HR | WP | BK | HBP | IBB | Score | W-L | Sv | ERA | NP |
|--------|-----------------------|----|------|----|----|----|----|----|----|----|----|----|----|-----|-----|---------|-----|----|-------|----|
| Feb 17 | vs Illinois-Chicago | | 1.0 | 4 | 4 | 4 | 0 | 0 | 0 | 0 | 1 | 0 | 0 | 0 | 0 | 6-13 | 0-0 | 0 | 36.00 | 31 |
| Feb 20 | vs A&M Corpus Christi | | 1.0 | 0 | 0 | 0 | 1 | 1 | 0 | 0 | 0 | 0 | 0 | 0 | 0 | 13-7 | 0-0 | 0 | 18.00 | 12 |
| Feb 23 | vs Texas State | | 1.0 | 1 | 1 | 1 | 1 | 1 | 0 | 0 | 1 | 0 | 0 | 0 | 0 | 7-4 | 0-0 | 0 | 15.00 | 27 |
| Mar 03 | TEXAS SOUTHERN | | 0.2 | 0 | 0 | 0 | 0 | 1 | 0 | 0 | 0 | 0 | 0 | 0 | 0 | 11-1 | 0-0 | 0 | 12.27 | 5 |
| Mar 09 | TCU | | 0.0 | 0 | 1 | 1 | 2 | 0 | 0 | 0 | 0 | 0 | 0 | 1 | 0 | 8-4 | 0-0 | 0 | 14.73 | 10 |
| Mar 12 | MISSOURI | | 2.0 | 1 | 0 | 0 | 3 | 0 | 0 | 0 | 0 | 0 | 0 | 0 | 0 | 4-5 | 0-0 | 0 | 9.53 | 29 |
| Mar 17 | at Cincinnati | | 0.1 | 0 | 2 | 2 | 3 | 0 | 0 | 0 | 0 | 0 | 0 | 0 | 0 | 1-10 | 0-0 | 0 | 12.00 | 16 |
| Mar 29 | at BYU-2 | | 1.2 | 0 | 0 | 0 | 1 | 3 | 0 | 0 | 0 | 0 | 0 | 1 | 0 | 8-5 | 0-0 | 0 | 9.39 | 32 |
| Apr 03 | at Wichita State | | 1.0 | 1 | 0 | 0 | 0 | 3 | 0 | 0 | 0 | 0 | 0 | 0 | 0 | 6-7 | 0-0 | 0 | 8.31 | 20 |
| Apr 06 | WEST VIRGINIA | | 3.0 | 4 | 1 | 1 | 1 | 2 | 0 | 0 | 0 | 0 | 0 | 0 | 0 | 0-4 | 0-0 | 0 | 6.94 | 49 |
| Apr 09 | NEBRASKA | | 1.2 | 1 | 1 | 1 | 0 | 3 | 0 | 0 | 1 | 0 | 0 | 0 | 0 | 13-11 | 0-0 | 0 | 6.75 | 27 |
| Apr 14 | PACIFIC | | 3.2 | 2 | 1 | 0 | 0 | 4 | 0 | 0 | 0 | 0 | 1 | 0 | 0 | 19-3 | 1-0 | 0 | 5.29 | 41 |
| Apr 21 | at Baylor | | 4.0 | 5 | 2 | 2 | 0 | 3 | 2 | 0 | 1 | 0 | 0 | 0 | 0 | 12-2 | 2-0 | 0 | 5.14 | 52 |
| Apr 28 | TEXAS TECH | | 4.2 | 2 | 0 | 0 | 1 | 4 | 0 | 0 | 0 | 0 | 0 | 0 | 0 | 7-3 | 3-0 | 0 | 4.21 | 65 |
| May 05 | at Kansas State | | 3.0 | 2 | 2 | 2 | 1 | 3 | 0 | 0 | 0 | 0 | 1 | 0 | 0 | 2-4 | 3-0 | 0 | 4.40 | 57 |
| May 10 | HOUSTON | | 0.0 | 1 | 3 | 3 | 3 | 0 | 0 | 0 | 0 | 0 | 0 | 0 | 0 | 5-13 | 3-0 | 0 | 5.34 | 24 |
| May 12 | HOUSTON | | 3.2 | 1 | 0 | 0 | 0 | 4 | 0 | 0 | 0 | 0 | 0 | 0 | 0 | 9-6 | 4-0 | 0 | 4.73 | 40 |
| Totals | | 0 | 32.1 | 25 | 18 | 17 | 14 | 35 | 2 | 0 | 4 | 0 | 1 | 4 | 0 | 131-102 | 4-0 | 0 | 4.73 | - |

KANSAS & ST. CLOUD STATE CAREER STATS

| Year | era | w-l | app | gs | cg | sho | sv | ip | h | r | er | bb | so | 2b | 3b | hr | bf | bavg | wp | hbp | bk | sfa | sha |
|-------|------|------|-----|----|----|-----|----|-------|----|----|----|----|-----|----|----|----|-----|------|----|-----|----|-----|-----|
| 2022* | 2.43 | 55-0 | 15 | 2 | 0 | 0/0 | 1 | 33.1 | 16 | 11 | 9 | 17 | 48 | 5 | 0 | 1 | 137 | .138 | 3 | 4 | 0 | 0 | 0 |
| 2023* | 4.84 | 1-2 | 14 | 4 | 0 | 0/0 | 1 | 35.1 | 29 | 19 | 19 | 22 | 44 | 6 | 1 | 3 | 167 | .223 | 8 | 12 | 1 | 1 | 2 |
| 2024 | 4.73 | 4-0 | 17 | 0 | 0 | 0/0 | 0 | 32.1 | 25 | 18 | 17 | 14 | 35 | 2 | 0 | 4 | 138 | .212 | 0 | 4 | 1 | 2 | 0 |
| TOTAL | 4.73 | 4-0 | 17 | 0 | 0 | 0/0 | 0 | 32.1 | 25 | 18 | 17 | 14 | 35 | 2 | 0 | 4 | 138 | .212 | 0 | 4 | 1 | 2 | 0 |
| All* | 4.01 | 60-2 | 46 | 6 | 0 | 0/0 | 2 | 101.0 | 70 | 48 | 45 | 53 | 127 | 13 | 1 | 8 | 442 | .192 | 11 | 20 | 2 | 3 | 2 |

* Statistics from prior team/school

52



LENNY ASHBY

OF • Sr. • 5-7 • 215 • L/L • Oranjestad, Aruba • Maria College Mavo/Odessa College/New Mexico

Twitter/X: @AshbyLenin • Instagram: @ashbyj99

| SEASON HIGHS | | CAREER HIGHS* | |
|---------------------|-------------------------------------|-----------------------------------|--|
| HITS | 3, vs Texas Southern, 3/3/24 | 4, 3x-last vs. Nevada, 5/12/23 | |
| DOUBLES | 1, 8x-last at Kansas State, 5/5/24 | 2, vs. Air Force, 3/12/23 | |
| TRIPLES | | 1, vs. Air Force, 3/27/22 | |
| HOME RUNS | 1, 8x-last vs Houston, 5/11/24 | 2, vs. New Mexico State, 5/10/22 | |
| RBI | 4, vs Texas Southern, 3/3/24 | 5, vs. Northern Colorado, 2/25/23 | |
| RUNS | 2, 5x-last vs Nebraska, 4/9/24 | 3, vs. San Jose State, 4/6/23 | |
| WALKS | 2, 5x-last vs West Virginia, 4/5/24 | 3, vs. San Jose State, 4/6/23 | |
| STOLEN BASES | | 1, at UNLV, 4/23/23 | |

*at New Mexico

NOTES

- Tied for second on the team in walks (27), tied for third in home runs (8) and fifth in RBI (33)
- 16-game on-base streak from 3/17-4/19/24
- Drew a walk in seven straight games 3/19-3/29/24
- Reached base safely in the first 14 games of the season
- Big 12 Co-Newcomer of the Week (March 4)
- Hit .800/.875/1.300 (8-for-10), 2 2B, HR, 6 RBI, 5 R, 6 BB with a 2.175 OPS in four games against Texas Southern; recorded multi-hit games in three of the four contests and posted multi-RBI efforts twice
- Karbach Round Rock Classic All-Tournament Team
- Starting right fielder on Opening Day
- Transferred to Kansas with one year of eligibility remaining
- Spent two years in the New Mexico program (2022-23)
- All-Mountain West Second Team selection in 2022 and 2023
- New Mexico career: .361/.430/.632 (155-for-429), 36 2B, 1 3B, 26 HR, 110 RBI, 88 R, 47 BB in 105 games (105 starts)
- Led the team and ranked third in the Mountain West in hits (80) in 2023
- Second on the team in batting average (.381), on-base percentage (.455), doubles (18) and walks (26) in 2023
- One of three New Mexico players to start all 54 games in 2023
- Made 28 starts in LF, 3 in RF, and 20 as DH in 2023
- Led the Mountain West with 17 home runs and also led the team in RBI (59), OPS (1.073), doubles (18), slugging percentage (.667) on-base percentage (.406) and batting average (.342) in 2022
- Named Mountain West Player of the Week on March 14, 2022
- Only New Mexico player to start all 54 games in 2022
- Had 26 multi-hit games and 17 multi-RBI games, including four 3-hit games and seven contests with three or more RBI in 2022
- Reached base in 21 consecutive games in 2022
- Spent two years in the Odessa program (2020-21)
- All-WJAC selection in 2021
- NJCAA Second Team All-American in 2020
- 2021: .399/.495/.673 (67-for-168), 16 2B, 10 HR, 46 RBI, 49 R, 25 BB in 46 games
- Led the team in batting average (.399), home runs (10), slugging percentage (.673), OPS (1.068) and runs (49)
- 2020: .453/.549/.906 (29-for-64), 8 2B, 3 3B, 5 HR, 32 RBI, 26 R, 15 BB in 22 games
- First person from the island of Aruba to compete at the Power Five level in any sport and the first position player to play at the Division I level

GAME-BY-GAME

#52 Ashby, Lenny - 46 games (All games)

| Date | Opponent | Pos | AB | R | H | RBI | 2B | 3B | HR | BB | SB | CS | HBP | SAC | SF | GDP | K | PO | A | E | Avg | |
|--------|-----------------------|-------|-----|-----|----|-----|----|----|----|----|----|----|-----|-----|----|-----|----|----|---|---|-----|------|
| Feb 16 | vs Illinois-Chicago | *of | 5 | 0 | 1 | 0 | 0 | 0 | 0 | 0 | 0 | 0 | 0 | 0 | 0 | 0 | 0 | 0 | 0 | 0 | 0 | .200 |
| Feb 17 | vs Illinois-Chicago | *of | 4 | 1 | 1 | 0 | 0 | 0 | 0 | 0 | 0 | 0 | 0 | 0 | 0 | 0 | 0 | 1 | 0 | 0 | 0 | .222 |
| Feb 18 | vs Illinois-Chicago | *of | 3 | 1 | 1 | 0 | 0 | 0 | 0 | 0 | 0 | 0 | 0 | 0 | 0 | 0 | 2 | 1 | 0 | 0 | 0 | .250 |
| Feb 20 | vs A&M Corpus Christi | *of | 4 | 1 | 1 | 2 | 0 | 0 | 1 | 1 | 0 | 0 | 0 | 0 | 0 | 0 | 0 | 1 | 0 | 0 | 0 | .250 |
| Feb 23 | vs Texas State | *of | 2 | 0 | 0 | 0 | 0 | 0 | 1 | 0 | 0 | 1 | 0 | 0 | 0 | 0 | 0 | 1 | 0 | 0 | 0 | .222 |
| Feb 24 | vs Washington State | *of | 4 | 1 | 1 | 2 | 0 | 0 | 1 | 0 | 0 | 0 | 0 | 0 | 0 | 0 | 0 | 1 | 0 | 0 | 0 | .227 |
| Feb 25 | vs Kentucky | *of | 3 | 2 | 2 | 1 | 0 | 0 | 1 | 2 | 0 | 0 | 0 | 0 | 0 | 0 | 0 | 2 | 0 | 0 | 0 | .280 |
| Mar 01 | TEXAS SOUTHERN | *of | 3 | 1 | 2 | 2 | 1 | 0 | 0 | 2 | 0 | 0 | 0 | 0 | 0 | 0 | 1 | 2 | 0 | 0 | 0 | .321 |
| Mar 02 | TEXAS SOUTHERN-1 | *of | 2 | 0 | 1 | 0 | 0 | 0 | 0 | 1 | 0 | 0 | 0 | 0 | 0 | 0 | 0 | 1 | 0 | 0 | 0 | .333 |
| Mar 02 | TEXAS SOUTHERN-2 | *of | 2 | 2 | 2 | 0 | 0 | 0 | 0 | 2 | 0 | 0 | 0 | 0 | 0 | 0 | 0 | 0 | 0 | 0 | 0 | .375 |
| Mar 03 | TEXAS SOUTHERN | *of | 3 | 2 | 3 | 4 | 1 | 0 | 1 | 1 | 0 | 0 | 0 | 0 | 0 | 0 | 0 | 0 | 0 | 0 | 0 | .429 |
| Mar 08 | TCU | *of | 4 | 0 | 1 | 0 | 0 | 0 | 0 | 0 | 0 | 0 | 0 | 0 | 0 | 0 | 2 | 1 | 0 | 0 | 0 | .410 |
| Mar 09 | TCU | *of | 4 | 1 | 1 | 2 | 0 | 0 | 1 | 0 | 0 | 0 | 0 | 0 | 0 | 0 | 1 | 1 | 0 | 0 | 0 | .395 |
| Mar 10 | TCU | *of | 5 | 0 | 1 | 0 | 0 | 0 | 0 | 0 | 0 | 0 | 0 | 0 | 0 | 0 | 1 | 2 | 0 | 0 | 0 | .375 |
| Mar 12 | MISSOURI | *of | 4 | 0 | 0 | 0 | 0 | 0 | 0 | 0 | 0 | 0 | 0 | 0 | 0 | 0 | 1 | 1 | 0 | 0 | 0 | .346 |
| Mar 15 | at Cincinnati | *of | 6 | 0 | 0 | 0 | 0 | 0 | 0 | 0 | 0 | 0 | 0 | 0 | 0 | 0 | 0 | 1 | 0 | 0 | 0 | .310 |
| Mar 16 | at Cincinnati | *of | 4 | 0 | 0 | 0 | 0 | 0 | 0 | 0 | 0 | 0 | 0 | 0 | 0 | 0 | 1 | 2 | 0 | 0 | 0 | .290 |
| Mar 17 | at Cincinnati | *of | 4 | 0 | 1 | 0 | 1 | 0 | 0 | 0 | 0 | 0 | 0 | 0 | 0 | 0 | 0 | 1 | 0 | 0 | 0 | .288 |
| Mar 19 | vs Missouri | *of | 3 | 0 | 0 | 0 | 0 | 0 | 0 | 1 | 0 | 0 | 1 | 0 | 0 | 0 | 1 | 0 | 0 | 0 | 0 | .275 |
| Mar 22 | UCF | *of | 3 | 0 | 0 | 1 | 0 | 0 | 0 | 2 | 0 | 0 | 0 | 0 | 0 | 0 | 0 | 1 | 1 | 0 | 0 | .264 |
| Mar 23 | UCF-1 | *dh | 3 | 0 | 1 | 0 | 1 | 0 | 0 | 1 | 0 | 0 | 0 | 0 | 0 | 0 | 0 | 0 | 0 | 0 | 0 | .267 |
| Mar 23 | UCF-2 | *of | 3 | 0 | 0 | 0 | 0 | 0 | 0 | 1 | 0 | 0 | 0 | 0 | 0 | 0 | 0 | 1 | 1 | 0 | 0 | .256 |
| Mar 28 | at BYU | *dh | 4 | 1 | 1 | 1 | 0 | 0 | 0 | 1 | 0 | 0 | 0 | 0 | 0 | 0 | 0 | 0 | 0 | 0 | 0 | .256 |
| Mar 29 | at BYU-1 | *dh | 3 | 1 | 0 | 0 | 0 | 0 | 0 | 1 | 0 | 0 | 0 | 0 | 0 | 0 | 0 | 1 | 0 | 0 | 0 | .247 |
| Mar 29 | at BYU-2 | *dh | 3 | 1 | 1 | 1 | 0 | 0 | 0 | 1 | 0 | 0 | 0 | 0 | 0 | 0 | 1 | 0 | 0 | 0 | 0 | .250 |
| Apr 03 | at Wichita State | *of | 3 | 0 | 1 | 1 | 0 | 0 | 0 | 0 | 0 | 0 | 0 | 0 | 0 | 0 | 1 | 0 | 0 | 0 | 0 | .253 |
| Apr 05 | WEST VIRGINIA | *dh | 3 | 2 | 2 | 2 | 0 | 0 | 1 | 2 | 0 | 0 | 0 | 0 | 0 | 0 | 0 | 0 | 0 | 0 | 0 | .266 |
| Apr 06 | WEST VIRGINIA | *dh | 4 | 0 | 1 | 0 | 0 | 0 | 0 | 0 | 0 | 0 | 0 | 0 | 0 | 0 | 2 | 0 | 0 | 0 | 0 | .265 |
| Apr 07 | WEST VIRGINIA | *dh | 5 | 1 | 1 | 3 | 0 | 0 | 0 | 0 | 0 | 0 | 0 | 0 | 0 | 0 | 1 | 0 | 0 | 0 | 0 | .262 |
| Apr 09 | NEBRASKA | *dh | 5 | 2 | 2 | 1 | 0 | 0 | 1 | 0 | 0 | 0 | 0 | 0 | 0 | 0 | 1 | 0 | 0 | 0 | 0 | .269 |
| Apr 12 | PACIFIC | *dh | 4 | 1 | 1 | 0 | 1 | 0 | 0 | 0 | 0 | 0 | 0 | 0 | 0 | 0 | 0 | 1 | 0 | 0 | 0 | .268 |
| Apr 14 | PACIFIC | *dh | 3 | 1 | 0 | 0 | 0 | 0 | 0 | 1 | 0 | 0 | 0 | 0 | 0 | 0 | 0 | 0 | 0 | 0 | 0 | .261 |
| Apr 19 | at Baylor | *dh | 4 | 1 | 1 | 0 | 0 | 0 | 0 | 1 | 0 | 0 | 0 | 0 | 0 | 0 | 0 | 1 | 0 | 0 | 0 | .261 |
| Apr 20 | at Baylor | *dh | 4 | 0 | 0 | 0 | 0 | 0 | 0 | 0 | 0 | 0 | 1 | 0 | 0 | 0 | 1 | 0 | 0 | 0 | 0 | .252 |
| Apr 21 | at Baylor | *dh | 4 | 0 | 1 | 1 | 0 | 0 | 0 | 1 | 0 | 0 | 0 | 0 | 0 | 0 | 0 | 0 | 0 | 0 | 0 | .252 |
| Apr 23 | at Nebraska | *dh | 4 | 1 | 1 | 0 | 0 | 0 | 0 | 1 | 0 | 0 | 0 | 0 | 0 | 0 | 0 | 2 | 0 | 0 | 0 | .252 |
| Apr 26 | TEXAS TECH | ph | 1 | 0 | 1 | 1 | 1 | 0 | 0 | 0 | 0 | 0 | 0 | 0 | 0 | 0 | 0 | 0 | 0 | 0 | 0 | .258 |
| Apr 27 | TEXAS TECH | *dh | 2 | 0 | 0 | 1 | 0 | 0 | 0 | 0 | 0 | 0 | 0 | 0 | 0 | 0 | 0 | 0 | 0 | 0 | 0 | .254 |
| Apr 28 | TEXAS TECH | *dh | 2 | 0 | 1 | 0 | 0 | 0 | 0 | 0 | 0 | 0 | 0 | 0 | 0 | 0 | 0 | 0 | 0 | 0 | 0 | .257 |
| May 01 | WICHITA STATE | *dh | 2 | 0 | 0 | 0 | 0 | 0 | 0 | 0 | 0 | 0 | 0 | 0 | 0 | 0 | 0 | 0 | 0 | 0 | 0 | .254 |
| May 03 | at Kansas State | ph | 0 | 0 | 0 | 0 | 0 | 0 | 0 | 1 | 0 | 0 | 0 | 0 | 0 | 0 | 0 | 0 | 0 | 0 | 0 | .254 |
| May 04 | at Kansas State | *dh | 2 | 0 | 1 | 2 | 1 | 0 | 0 | 1 | 0 | 0 | 0 | 0 | 0 | 0 | 0 | 1 | 0 | 0 | 0 | .257 |
| May 05 | at Kansas State | *dh | 4 | 0 | 2 | 0 | 1 | 0 | 0 | 0 | 0 | 0 | 0 | 0 | 0 | 0 | 0 | 0 | 0 | 0 | 0 | .264 |
| May 10 | HOUSTON | *dh | 4 | 0 | 1 | 0 | 0 | 0 | 0 | 0 | 0 | 0 | 0 | 0 | 0 | 0 | 1 | 1 | 0 | 0 | 0 | .264 |
| May 11 | HOUSTON | ph/dh | 2 | 1 | 1 | 2 | 0 | 0 | 1 | 0 | 0 | 0 | 0 | 0 | 0 | 0 | 0 | 1 | 0 | 0 | 0 | .267 |
| May 12 | HOUSTON | *dh | 3 | 1 | 2 | 3 | 0 | 0 | 0 | 1 | 0 | 0 | 0 | 1 | 0 | 0 | 1 | 0 | 0 | 0 | 0 | .275 |
| Totals | | | 43g | 153 | 26 | 42 | 33 | 8 | 0 | 8 | 27 | 0 | 2 | 2 | 1 | 4 | 26 | 23 | 0 | 0 | 0 | .275 |

On base pct. .388 • Slugging pct. .484

KANSAS & NEW MEXICO CAREER STATS

| Year | avg | gp-gs | ab | r | h | 2b | 3b | hr | rbi | tb | slg% | bb | hbp | so | gdp | ob% | sf | sh | sb-att | po | a | e | fld% |
|-------|------|---------|-----|-----|-----|----|----|----|-----|-----|------|----|-----|----|-----|------|----|----|--------|-----|---|---|-------|
| 2022* | .342 | 54-54 | 219 | 42 | 75 | 18 | 1 | 17 | 59 | 146 | .667 | 21 | 6 | 35 | 2 | .406 | 5 | 0 | 3-3 | 87 | 1 | 1 | .989 |
| 2023* | .381 | 51-51 | 210 | 46 | 80 | 18 | 0 | 9 | 51 | 125 | .595 | 26 | 5 | 25 | 6 | .455 | 3 | 0 | 0-1 | 62 | 2 | 4 | .941 |
| 2024 | .275 | 46-43 | 153 | 26 | 42 | 8 | 0 | 8 | 33 | 74 | .484 | 27 | 2 | 26 | 4 | .388 | 1 | 2 | 0-0 | 23 | 0 | 0 | 1.000 |
| TOTAL | .275 | 46-43 | 153 | 26 | 42 | 8 | 0 | 8 | 33 | 74 | .484 | 27 | 2 | 26 | 4 | .388 | 1 | 2 | 0-0 | 23 | 0 | 0 | 1.000 |
| All* | .338 | 151-148 | 582 | 114 | 197 | 44 | 1 | 34 | 143 | 345 | .593 | 74 | 13 | 86 | 12 | .419 | 9 | 2 | 3-4 | 172 | 3 | 5 | .972 |

* Statistics from prior team/school



57



EVAN SHAW

LHP • Jr. • 6-4 • 205 • L/L • Fridley, Minn. • Fridley HS/Minnesota State/Cochise College
 Twitter/X: @ejshaw57 • Instagram: @evan_shaw57

| SEASON HIGHS | | CAREER HIGHS | |
|------------------------|---------------------------------------|---------------------------------------|--|
| INNINGS PITCHED | 5.0, 2x-last vs Wichita State, 5/1/24 | 5.0, 2x-last vs Wichita State, 5/1/24 | |
| STRIKEOUTS | 7, 2x-last at Kansas State, 5/5/24 | 7, 2x-last at Kansas State, 5/5/24 | |
| WALKS ALLOWED | 3, 2x-last vs West Virginia, 4/7/24 | 3, 2x-last vs West Virginia, 4/7/24 | |
| EARNED RUNS | 6, vs Illinois-Chicago, 2/16/24 | 6, vs Illinois-Chicago, 2/16/24 | |
| BATTERS FACED | 21, vs Missouri, 3/19/24 | 21, vs Missouri, 3/19/24 | |

NOTES

- His 12.99 SO/9 inn. pitched is second on the team
- Matched his career high with 7 SO at Kansas State 5/5/24
- Earned the win in back-to-back starts at Nebraska and vs. Wichita State
- W, 5.0 IP, 1 H, 0 R, 0 BB, 4 SO vs. Wichita State 5/1/24
- Started at Nebraska and earned the win (W, 3.0 IP, 2 H, 1 R, 1 BB, 3 SO)
- Started the final game of the weekend at BYU (W, 4.0 IP, 3 H 0 R, 2 BB, 7 SO)
- Second on the team with 13.12 SO/9 inn. this season
- Made back-to-back midweek starts against Missouri 3/12/24 & 3/19/24
- First pitcher out of the bullpen on Opening Day
- Transferred to Kansas with two years of eligibility remaining
- Spent two years in the Cochise program (2022-23)
- All-ACCAC First Team in 2023
- NJCAA All-Region I First Team in 2023
- Career: 12-7, 2.93 ERA, 129.0 IP, 38 BB, 184 SO, 0.91 WHIP in 27 appearances (24 starts)
- Recorded 12.84 strikeouts per nine innings pitched
- 2023: 6-5, 2.52 ERA, 78.2 IP, 28 BB, 114 SO, 0.86 WHIP, 1 SV, 3 CG in 16 appearances (13 starts)
- Finished 2nd overall in the ACCAC in strikeouts and third in ERA
- 2022: 6-2, 3.58 ERA, 50.1 IP, 10 BB, 70 SO, 0.97 WHIP in 11 appearances (11 starts)
- Spent one year in the Minnesota State program (2020)
- Finished 1-0 with a 3.38 ERA, and seven strikeouts in 5.1 innings pitched over seven appearances before the season ended due to COVID-19

GAME-BY-GAME

#57 Shaw, Evan - 16 appearances (All games)

| Date | Opponent | GS | IP | H | R | ER | BB | SO | 2B | 3B | HR | WP | BK | HBP | IBB | Score | W-L | Sv | ERA | NP |
|--------|-----------------------|----|------|----|----|----|----|----|----|----|----|----|----|-----|-----|---------|-----|----|-------|----|
| Feb 16 | vs Illinois-Chicago | | 1.1 | 2 | 6 | 6 | 3 | 2 | 0 | 1 | 0 | 0 | 0 | 1 | 0 | 9-11 | 0-0 | 0 | 40.50 | 43 |
| Feb 20 | vs A&M Corpus Christi | | 1.0 | 1 | 0 | 0 | 0 | 3 | 0 | 0 | 0 | 0 | 0 | 0 | 0 | 13-7 | 0-0 | 0 | 23.14 | 15 |
| Feb 23 | vs Texas State | | 1.1 | 1 | 0 | 0 | 1 | 3 | 0 | 0 | 0 | 0 | 0 | 0 | 0 | 7-4 | 0-0 | 0 | 14.73 | 28 |
| Feb 25 | vs Kentucky | | 0.2 | 1 | 1 | 1 | 0 | 2 | 0 | 0 | 0 | 0 | 0 | 1 | 0 | 5-8 | 0-0 | 0 | 14.54 | 14 |
| Mar 02 | TEXAS SOUTHERN-1 | | 0.1 | 0 | 0 | 0 | 1 | 0 | 0 | 0 | 0 | 2 | 0 | 1 | 0 | 9-1 | 0-0 | 0 | 13.50 | 11 |
| Mar 10 | TCU | | 0.2 | 1 | 0 | 0 | 0 | 1 | 1 | 0 | 0 | 0 | 0 | 1 | 0 | 4-13 | 0-0 | 0 | 11.81 | 13 |
| Mar 12 | MISSOURI | * | 4.0 | 6 | 3 | 2 | 2 | 5 | 1 | 0 | 0 | 0 | 0 | 0 | 0 | 4-5 | 0-0 | 0 | 8.68 | 67 |
| Mar 19 | vs Missouri | * | 5.0 | 5 | 3 | 3 | 1 | 6 | 0 | 1 | 1 | 0 | 0 | 0 | 0 | 4-3 | 0-0 | 0 | 7.53 | 77 |
| Mar 23 | UCF-2 | | 1.1 | 1 | 0 | 0 | 0 | 2 | 0 | 0 | 0 | 0 | 0 | 0 | 0 | 1-4 | 0-0 | 0 | 6.89 | 15 |
| Mar 29 | at BYU-2 | * | 4.0 | 3 | 0 | 0 | 2 | 7 | 0 | 0 | 0 | 0 | 0 | 1 | 0 | 8-5 | 1-0 | 0 | 5.49 | 69 |
| Apr 07 | WEST VIRGINIA | * | 1.0 | 1 | 3 | 3 | 3 | 1 | 0 | 0 | 0 | 0 | 0 | 2 | 0 | 9-16 | 1-0 | 0 | 6.53 | 44 |
| Apr 09 | NEBRASKA | | 0.1 | 1 | 4 | 3 | 2 | 0 | 0 | 0 | 0 | 0 | 0 | 0 | 0 | 13-11 | 1-0 | 0 | 7.71 | 19 |
| Apr 23 | at Nebraska | * | 3.0 | 2 | 1 | 1 | 1 | 3 | 1 | 0 | 1 | 0 | 0 | 2 | 0 | 9-4 | 2-0 | 0 | 7.12 | 54 |
| May 01 | WICHITA STATE | * | 5.0 | 1 | 0 | 0 | 0 | 4 | 1 | 0 | 0 | 0 | 0 | 1 | 0 | 8-1 | 3-0 | 0 | 5.90 | 55 |
| May 05 | at Kansas State | * | 3.0 | 2 | 0 | 0 | 0 | 7 | 0 | 0 | 0 | 0 | 0 | 0 | 0 | 2-4 | 3-0 | 0 | 5.34 | 50 |
| May 12 | HOUSTON | * | 3.1 | 7 | 4 | 4 | 2 | 5 | 1 | 0 | 0 | 0 | 0 | 0 | 0 | 9-6 | 3-0 | 0 | 5.86 | 83 |
| Totals | | 8 | 35.1 | 35 | 25 | 23 | 18 | 51 | 5 | 2 | 2 | 2 | 0 | 10 | 0 | 114-103 | 3-0 | 0 | 5.86 | - |

KANSAS CAREER STATS

| Year | era | w-l | app | gs | cg | sho | sv | ip | h | r | er | bb | so | 2b | 3b | hr | bf | bavg | wp | hbp | bk | sfa | sha |
|-------|------|-----|-----|----|----|-----|----|------|----|----|----|----|----|----|----|----|-----|------|----|-----|----|-----|-----|
| 2024 | 5.86 | 3-0 | 16 | 8 | 0 | 0/0 | 0 | 35.1 | 35 | 25 | 23 | 18 | 51 | 5 | 2 | 2 | 165 | .255 | 2 | 10 | 0 | 0 | 0 |
| TOTAL | 5.86 | 3-0 | 16 | 8 | 0 | 0/0 | 0 | 35.1 | 35 | 25 | 23 | 18 | 51 | 5 | 2 | 2 | 165 | .255 | 2 | 10 | 0 | 0 | 0 |

4



BRADY BLAKE

INF • Fr. • 6-2 • 180 • R/R • Indianola, Iowa • Indianola HS
Twitter/X: @brady_blake6 • Instagram: @_bradyblake_

- Played four years of baseball at Indianola High School
- Ranked the No. 2 shortstop in Iowa by Perfect Game and Prep Baseball Report
- No. 7 overall prospect in the state of Iowa according to Prep Baseball Report
- No. 8 overall prospect in the state of Iowa according to Perfect Game
- 2023 Nationally ranked as a Top 500 player and 240th among shortstops by Perfect Game
- 2023 Iowa High School Baseball Coaches Association All Star Series selection
- 2023 Des Moines Register Elite Team All-State (All Classes)
- All-State First Team as a junior and senior (2022, 2023)
- All-State Third team as a sophomore in 2021
- All-District First Team as a sophomore, junior and senior (2021, 2022, 2023)
- Unanimous All-Conference First Team as a sophomore, junior and senior (2021, 2022, 2023)

5



TYLER GERETY

OF • Jr. • 6-0 • 200 • R/R • Seneca, Kan. • Nemaha Central HS
Twitter/X: @27tygerety • Instagram: @ty.gerety

- Appeared in 22 games (six starts; two starts in LF, three starts in RF, one start at DH) in 2023
- 3-for-5, 2B, 3 RBI, 5 R, 2 BB vs. Air Force 4/18/23; career high hits, doubles, RBI and runs scored
- 10 of his 22 appearances in 2023 came as a pinch runner
- Academic All-Big 12 Rookie Team in 2022
- Appeared in 28 games (five starts - 3 in LF, 2 in CF) in 2022
- Started his first career game vs. Wichita State 3/30/22; played CF and went 2-for-3, 3 R, BB
- First career hit at Missouri State 3/16/22
- No. 3 shortstop in Kansas and No. 10 overall player in Kansas by Prep Baseball Report
- Also played football and basketball in HS
- 2A State Football Champion in 2019

15



THANIEL TRUMPER

RHP • Sr. • 6-3 • 210 • R/R • Fort Collins, Colo. • Fossil Ridge HS/Doane University
Twitter/X: @thanieltrumperr • Instagram: @thanieltrumperr

- Made his first appearance of the season vs. Texas Southern 3/3/24
- Appeared in 30 games out of the bullpen in 2023
- His 55.0 relief innings in the regular season were the seventh most in Division I in 2023
- Opponents hit .205 against in the regular season; 2nd lowest in the Big 12 in 2023
- Most appearances on the team (30); 2nd most in the Big 12 in the regular season in 2023
- His 1.22 WHIP was the sixth best in the Big 12 in the regular season in 2023
- Second on the team in ERA (4.47) and third in innings pitched (58.1) in 2023
- 20 relief appearances of more than 1.0 inning in 2023
- W, 4.2 IP, 2 H, 0 R, 1 BB, 2 SO in relief vs. Creighton 3/29/23; first career win and the 4.2 IP were a career high
- Earned his first career save vs. Oakland 2/24/23 (4.0 IP, 2 H, 0 R, 2 BB, 6 SO)

16



JJ TYLICKI

RHP • Sr. • 6-2 • 250 • L/R • Shawnee, Kan. • St. James Academy/Cowley Community College
Twitter/X: @JJTylicki • Instagram: @jjtylicki

- Appeared in seven games out of the bullpen in 2023
- No. 35 MLB Draft prospect for 2023 in the Big 12 by D1 Baseball
- Spent two years in the Cowley program
- Transferred to Kansas with two years of eligibility remaining
- Career: 2-0, 4.07 ERA, 24.1 IP, 14 BB, 29 SO, 2 SV in 18 appearances (one start)
- 2022: 0-0, 3.18 ERA, 5.2 IP, 7 BB, 5 SO, 1 SV in four appearances (one start)
- 2021: 2-0, 4.34 ERA, 18.2 IP, 7 BB, 24 SO in 14 appearances
- Multiple strikeouts in eight of his 14 appearances in 2021
- Named to the Dean's Honor Roll for the fall 2021 semester
- Attended St. James Academy in Lenexa, Kansas
- Had been a catcher his whole life until he had Tommy John surgery in September 2019 and became a pitcher in college



17



MITCHELL BIRDSALL

C • R-Fr. • 6-3 • 200 • R/R • San Jose, Calif. • Valley Christian HS
Twitter/X: @MBirdsall17 • Instagram: @mitchellbirdsall

- Made his first career appearance as a defensive substitution at catcher vs. Texas Southern 3/1/24
- Did not appear in a game in 2023
- Named All-League as a senior in 2022
- Ranked the No. 66 catcher in the state of California by Perfect Game in 2022
- Helped his team become CCS Champions as a junior in 2021
- Attended Valley Christian High School in San Jose, California
- Also played two years of football and hockey
- His dad, Ken Birdsall, played baseball at Long Beach State

23



JD CALLAHAN

RHP • Gr. • 6-4 • 205 • R/R • Santa Clarita, Calif. • West Ranch HS/UC Santa Barbara
Twitter/X: @jdcalli23 • Instagram: @jdcalli23

- Last appearance: 1.0 IP, 0 H, 0 R, 0 BB, 1 SO vs. Houston 5/10/24
- Scoreless appearance vs. Pacific 4/12/24 (1.0 IP, 0 H, 0 R, 1 BB, 1 SO)
- First appearance of the season came vs. West Virginia 4/7/24 (1.0 IP, 3 H, 1 R, 0 BB, 1 SO)
- Transferred to Kansas with one year of eligibility remaining
- Spent four years in the UC Santa Barbara program
- Went 9-10 with a 4.98 ERA in 150.0 innings pitched with 57 walks and 142 strikeouts in 40 appearances (28 starts) at UCSB
- Big West Academic All-Conference in 2022 and 2023
- Helped UCSB become Big West Champions in 2022
- Worked three quality starts in 2023, at Pepperdine (April 18), versus UC Davis (April 30), and at UC Riverside (May 7)
- Recorded career highs for both innings pitched (7.0) and strikeouts (10) against UC Riverside on May 7, 2023

26



JACKSON KLINE

OF • So. • 6-0 • 195 • L/L • Kansas City, Mo. • Park Hill HS
Twitter/X: @Jacksonkline1 • Instagram: @_jacksonkline_

- Appeared in 40 games (30 starts; 15 in RF, 11 in CF, 4 in LF) in 2023
- Tied for the fourth most walks on the team (23) in 2023
- Career-high 13-game on-base streak 3/15-4/9/23
- Drew 15 BB in 10 games from 3/19-4/7/23
- Made first career start in left field vs. Oakland 2/25/23
- Attended Park Hill High School in Kansas City, Missouri
- Helped his team win the conference championship as a junior in 2021
- Hit .382 with a .533 on-base percentage and a 1.033 OPS as a senior in 2022
- No. 2 outfielder in the state of Missouri by Prep Baseball Report in 2022
- No. 12 overall prospect in the state of Missouri by Perfect Game in 2022

28



JAKE BAKER

OF • R-Sr. • 6-4 • 215 • L/L • Lawrence, Kan. • Free State HS
Twitter/X: @jakebaker28 • Instagram: @jakebaker207

- Made his first appearance of the season as a pinch hitter vs. Pacific 4/12/24; drew two walks and scored a run
- Fifth and final year in the program in 2024
- Appeared in seven games in 2023
- Reached base four times and scored every time in 2023
- Appeared in 20 games (one start) in 2022
- Academic All-Big 12 First Team in 2022
- First career start came as DH at Minnesota 3/5/22
- 1-for-3, RBI (first career) at Minnesota 3/5/22
- Academic All-Big 12 Rookie Team in 2020
- Four-time letterwinner in baseball and basketball at Lawrence Free State HS

30



COLTON WEMHOFF

OF • Fr. • 6-2 • 205 • R/R • Gladstone, Mo. • Rockhurst HS
 Twitter/X: @ColtonWemhoff • Instagram: @colton.wemhoff

- Played three years of baseball at Rockhurst High School
- Ranked the No. 2 outfielder in the state of Missouri, and the No. 15 overall prospect in the state according to Prep Baseball Report
- No. 196 ranked outfielder nationally by Perfect Game
- Named All-State and All-District as a sophomore after hitting .421 on the season
- Selected as All-District following his junior season at Rockhurst
- Also played four years of football and one year of basketball at Rockhurst

33



SAM HUNT

INF • R-Jr. • 5-11 • 195 • L/L • Flower Mound, Texas • Marcus HS/Texas Tech
 Twitter/X: @Samhunt34 • Instagram: @samhunt_34

- Appeared in 28 games (17 starts; 13 starts at first base, two starts in CF, one start in LF, one start at DH) in 2023
- Ended the 2023 season with a six-game on-base streak
- Drew a walk in four of his final five starts in 2023
- Starting first baseman on Opening Day in 2023
- Spent two years in the Texas Tech program
- Transferred to Kansas with three years of eligibility remaining
- Academic All-Big 12 First Team in 2022
- 2022: .348/.475/.457 (16-for-46), 5 2B, 13 RBIs, 12 R in 22 games (13 starts)
- Posted career highs in hits (4), RBI (4) and runs (4) at Kansas 4/2/22
- All 13 of his starts came in center field, which included 10 consecutive starts from 3/29/22 to 4/12/22
- Redshirted his freshman season

39



GRANT ADLER

RHP • Sr. • 6-3 • 200 • R/R • Wichita, Kan. • Derby HS/Cowley Community College/Wichita State
 Twitter/X: @adler_07 • Instagram: @grantadler_

- Made his first start of the season vs. Texas Southern 3/2/24
- Transferred to Kansas with one year of eligibility remaining
- Spent one year in the Wichita State program (2023)
- Named the American Athletic Conference (AAC) Newcomer Pitcher of the Year in 2023
- 5-4, 2.55 ERA, 77.2 IP, 23 BB, 75 SO in 14 appearances (14 starts)
- Led the AAC with a 2.55 ERA over 77.2 innings pitched in 2023
- Seven starts of at least six innings
- Tossed a complete game shutout against No. 7-ranked East Carolina on April 23, 2023
- Spent two years in the Cowley program (2021-22)
- Career: 19-2, 3.35 ERA, 147.2 IP, 41 BB, 158 SO, 1.08 WHIP in 33 appearances (31 starts)
- All-Region VI First Team, All-KJCCC First Team, KJCCC East Division Pitcher of the Year in 2022

41



KASEY CRAWFORD

RHP • Fr. • 6-4 • 200 • R/R • Olathe, Kan. • Olathe West HS
 Twitter/X: @kccrawford09 • Instagram: @kccrawford9

- Last app: 1.0 IP, 1 H, 1 R, 1 BB, 1 SO vs. Houston 5/14/24
- His first career appearance was scoreless vs. Illinois-Chicago 2/16/24
- Played four years of baseball at Olathe West High School in Olathe, Kansas
- Ranked as the No. 6 overall prospect and the No. 3 right-handed pitcher in the state of Kansas and a top-400 national prospect by Prep Baseball Report in 2023
- Rated the No. 3 right-handed pitcher in Kansas and the No. 5 overall prospect and a top-500 recruit nationally by Perfect Game in 2023
- Picked up All-State Second Team honors as a junior; Earned All-State First Team honors as a sophomore
- Helped his team win two regional championships
- Began his high school career at La Cueva High School in Albuquerque, New Mexico



OVERALL STATS

Record: 29-18 Home: 17-8 Away: 8-6 Neutral: 4-4 Big 12: 15-12

| Player | avg | gp-gs | ab | r | h | 2b | 3b | hr | rbi | tb | slg% | bb | hp | so | gdp | ob% | sf | sh | sb-att | po | a | e | fld% | |
|-----------------------|------|-------|------|-----|-----|-----|----|----|-----|-----|------|-----|----|-----|-----|-------|----|----|--------|------|-----|----|-------|--|
| 29 Nett, John | .352 | 47-47 | 193 | 49 | 68 | 15 | 1 | 6 | 32 | 103 | .534 | 27 | 4 | 32 | 3 | .432 | 5 | 1 | 8-9 | 92 | 5 | 2 | .980 | |
| 18 Shojinaga, Kodey | .338 | 47-47 | 204 | 39 | 69 | 18 | 0 | 5 | 42 | 102 | .500 | 22 | 3 | 17 | 9 | .407 | 2 | 0 | 0-0 | 107 | 69 | 8 | .957 | |
| 21 English, Jake | .337 | 47-46 | 166 | 50 | 56 | 12 | 0 | 13 | 47 | 107 | .645 | 44 | 4 | 39 | 5 | .475 | 5 | 0 | 0-0 | 390 | 34 | 4 | .991 | |
| 6 Brooks, Michael | .331 | 37-37 | 139 | 26 | 46 | 13 | 1 | 8 | 38 | 85 | .612 | 23 | 2 | 22 | 1 | .425 | 3 | 3 | 0-0 | 27 | 87 | 5 | .958 | |
| 25 Hartl, Ben | .323 | 38-34 | 124 | 33 | 40 | 11 | 0 | 9 | 32 | 78 | .629 | 25 | 13 | 33 | 1 | .476 | 2 | 0 | 1-1 | 247 | 21 | 5 | .982 | |
| 7 Cranford, Collier | .301 | 47-47 | 186 | 36 | 56 | 14 | 2 | 5 | 42 | 89 | .478 | 13 | 7 | 31 | 3 | .362 | 4 | 1 | 5-8 | 83 | 111 | 7 | .965 | |
| 52 Ashby, Lenny | .275 | 46-43 | 153 | 26 | 42 | 8 | 0 | 8 | 33 | 74 | .484 | 27 | 2 | 26 | 4 | .388 | 1 | 2 | 0-0 | 23 | 0 | 0 | 1.000 | |
| ----- | | | | | | | | | | | | | | | | | | | | | | | | |
| 2 Koszewski, Mike | .315 | 40-24 | 89 | 19 | 28 | 3 | 0 | 0 | 13 | 31 | .348 | 12 | 3 | 13 | 1 | .413 | 0 | 4 | 4-4 | 59 | 0 | 0 | 1.000 | |
| 8 Diggins, Chase | .310 | 19-17 | 58 | 15 | 18 | 5 | 0 | 3 | 14 | 32 | .552 | 4 | 3 | 11 | 2 | .379 | 1 | 1 | 0-0 | 16 | 29 | 6 | .882 | |
| 1 Wisdom, Ty | .280 | 28-23 | 82 | 20 | 23 | 5 | 0 | 4 | 13 | 40 | .488 | 16 | 0 | 24 | 1 | .398 | 0 | 0 | 0-0 | 42 | 11 | 3 | .946 | |
| 9 Leto, Luke | .261 | 20-12 | 46 | 14 | 12 | 4 | 0 | 2 | 8 | 22 | .478 | 12 | 2 | 17 | 1 | .433 | 0 | 0 | 1-1 | 72 | 3 | 5 | .938 | |
| 42 Jans, Chase | .214 | 37-15 | 70 | 10 | 15 | 2 | 1 | 1 | 12 | 22 | .314 | 5 | 3 | 21 | 1 | .291 | 1 | 0 | 3-4 | 38 | 1 | 1 | .975 | |
| 10 Reeder, Janson | .205 | 22-19 | 73 | 10 | 15 | 5 | 0 | 1 | 12 | 23 | .315 | 5 | 2 | 25 | 2 | .272 | 1 | 0 | 1-1 | 0 | 0 | 0 | .000 | |
| 14 Combs, Cooper | .182 | 19-12 | 33 | 4 | 6 | 4 | 0 | 0 | 5 | 10 | .303 | 7 | 6 | 5 | 2 | .396 | 2 | 0 | 0-0 | 13 | 2 | 0 | 1.000 | |
| 17 Birdsall, Mitchell | .000 | 2-0 | 1 | 0 | 0 | 0 | 0 | 0 | 0 | 0 | .000 | 0 | 0 | 1 | 0 | .000 | 0 | 0 | 0-0 | 1 | 0 | 0 | 1.000 | |
| 5 Gerety, Tyler | .000 | 3-0 | 0 | 1 | 0 | 0 | 0 | 0 | 0 | 0 | .000 | 0 | 0 | 0 | 0 | .000 | 0 | 0 | 0-0 | 0 | 0 | 0 | .000 | |
| 33 Hunt, Sam | .000 | 7-0 | 0 | 0 | 0 | 0 | 0 | 0 | 0 | 0 | .000 | 0 | 0 | 0 | 0 | .000 | 0 | 0 | 0-0 | 0 | 0 | 0 | .000 | |
| 28 Baker, Jake | .000 | 2-0 | 0 | 2 | 0 | 0 | 0 | 0 | 0 | 0 | .000 | 2 | 1 | 0 | 0 | 1.000 | 0 | 0 | 0-0 | 0 | 0 | 0 | .000 | |
| Totals | .306 | 47 | 1617 | 354 | 494 | 119 | 5 | 65 | 343 | 818 | .506 | 244 | 55 | 317 | 36 | .408 | 27 | 12 | 23-28 | 1235 | 412 | 51 | .970 | |
| Opponents | .264 | 47 | 1593 | 250 | 420 | 74 | 13 | 37 | 230 | 631 | .396 | 185 | 58 | 429 | 36 | .358 | 15 | 16 | 40-55 | 1195 | 420 | 35 | .979 | |

LOB - Team (406), Opp (382). DPs turned - Team (44), Opp (45). IBB - Team (4), English, J. 4, Opp (2). Picked off - Shojinaga, K 1.

(All games Sorted by Earned run avg)

| Player | era | w-l | app | gs | cg | sho | sv | ip | h | r | er | bb | so | 2b | 3b | hr | b/avg | wp | hp | bk | sfa | sha | | |
|---------------------|-------|-------|-----|----|----|-----|----|-------|-----|-----|-----|-----|-----|-----|----|----|-------|----|----|----|-----|-----|--|--|
| 31 Dutton, Reese | 3.50 | 7-4 | 13 | 13 | 0 | 0/0 | 0 | 74.2 | 72 | 38 | 29 | 28 | 70 | 11 | 2 | 6 | .247 | 2 | 12 | 1 | 1 | 1 | | |
| 12 Voegele, Dominic | 3.55 | 7-2 | 13 | 13 | 0 | 0/1 | 0 | 71.0 | 63 | 31 | 28 | 28 | 70 | 12 | 1 | 5 | .235 | 5 | 7 | 0 | 3 | 2 | | |
| ----- | | | | | | | | | | | | | | | | | | | | | | | | |
| 32 Cranton, Hunter | 1.64 | 3-2 | 22 | 0 | 0 | 0/1 | 6 | 22.0 | 17 | 9 | 4 | 8 | 34 | 3 | 0 | 1 | .215 | 1 | 1 | 0 | 1 | 2 | | |
| 36 Steitz, Patrick | 2.16 | 2-2 | 6 | 6 | 0 | 0/0 | 0 | 25.0 | 28 | 15 | 6 | 8 | 20 | 7 | 1 | 1 | .275 | 2 | 2 | 0 | 0 | 0 | | |
| 34 Dougan, Kolby | 2.93 | 0-1 | 13 | 0 | 0 | 0/0 | 0 | 15.1 | 8 | 5 | 5 | 8 | 18 | 1 | 1 | 3 | .154 | 0 | 0 | 0 | 1 | 0 | | |
| 11 Moore, Cooper | 3.67 | 1-2 | 23 | 0 | 0 | 0/1 | 0 | 27.0 | 25 | 11 | 11 | 10 | 26 | 4 | 0 | 3 | .255 | 0 | 5 | 0 | 1 | 1 | | |
| 45 Easley, J'Briell | 4.30 | 1-0 | 8 | 5 | 0 | 0/0 | 0 | 14.2 | 16 | 7 | 7 | 8 | 12 | 6 | 1 | 2 | .286 | 2 | 2 | 0 | 0 | 2 | | |
| 50 Lanthier, Ethan | 4.73 | 4-0 | 17 | 0 | 0 | 0/0 | 0 | 32.1 | 25 | 18 | 17 | 14 | 35 | 2 | 0 | 4 | .212 | 0 | 4 | 1 | 2 | 0 | | |
| 57 Shaw, Evan | 5.86 | 3-0 | 16 | 8 | 0 | 0/0 | 0 | 35.1 | 35 | 25 | 23 | 18 | 51 | 5 | 2 | 2 | .255 | 2 | 10 | 0 | 0 | 0 | | |
| 40 Cain, Tegan | 5.97 | 0-2 | 23 | 1 | 0 | 0/1 | 0 | 28.2 | 33 | 20 | 19 | 16 | 40 | 3 | 1 | 1 | .308 | 4 | 7 | 0 | 2 | 4 | | |
| 23 Callahan, JD | 6.35 | 0-0 | 5 | 0 | 0 | 0/0 | 0 | 5.2 | 6 | 4 | 4 | 3 | 6 | 2 | 0 | 0 | .273 | 0 | 2 | 0 | 0 | 0 | | |
| 46 Brasosky, Gavin | 6.85 | 1-1 | 15 | 0 | 0 | 0/0 | 0 | 22.1 | 32 | 19 | 17 | 8 | 16 | 7 | 2 | 2 | .333 | 1 | 2 | 0 | 0 | 0 | | |
| 39 Adler, Grant | 7.36 | 0-1 | 4 | 1 | 0 | 0/0 | 0 | 7.1 | 8 | 7 | 6 | 5 | 11 | 1 | 0 | 1 | .258 | 0 | 0 | 0 | 0 | 0 | | |
| 41 Crawford, Kasey | 8.31 | 0-0 | 5 | 0 | 0 | 0/0 | 0 | 4.1 | 3 | 4 | 4 | 3 | 2 | 0 | 0 | 1 | .188 | 1 | 1 | 1 | 0 | 0 | | |
| 20 Cashero, Hunter | 9.31 | 0-1 | 9 | 0 | 0 | 0/0 | 0 | 9.2 | 19 | 12 | 10 | 5 | 5 | 5 | 2 | 1 | .404 | 0 | 2 | 0 | 1 | 0 | | |
| 35 Bradford, Ethan | 10.29 | 0-0 | 9 | 0 | 0 | 0/0 | 0 | 7.0 | 10 | 9 | 8 | 10 | 6 | 0 | 0 | 0 | .370 | 2 | 1 | 0 | 2 | 2 | | |
| 44 Ireland, Sam | 10.80 | 0-0 | 6 | 0 | 0 | 0/0 | 0 | 6.2 | 13 | 9 | 8 | 4 | 5 | 4 | 0 | 3 | .406 | 0 | 0 | 0 | 1 | 0 | | |
| 15 Trumper, Thaniel | 20.25 | 0-0 | 3 | 0 | 0 | 0/0 | 0 | 2.2 | 7 | 7 | 6 | 1 | 2 | 1 | 0 | 1 | .500 | 0 | 0 | 0 | 0 | 2 | | |
| Totals | 4.63 | 29-18 | 47 | 47 | 0 | 1/1 | 6 | 411.2 | 420 | 250 | 212 | 185 | 429 | 74 | 13 | 37 | .264 | 22 | 58 | 3 | 15 | 16 | | |
| Opponents | 7.55 | 18-29 | 47 | 47 | 1 | 2/1 | 9 | 398.1 | 494 | 354 | 334 | 244 | 317 | 119 | 5 | 65 | .306 | 39 | 55 | 6 | 27 | 12 | | |

PB - Team (7), English, J. 5, Hartl, B. 2, Opp (5). Pickoffs - Team (2), English, J. 1, Voegele, D. 1, Opp (1). SBA/ATT - English, J. (36-47), Shaw, E. (7-10), Dutton, R. (5-9), Cain, T. (5-7), Hartl, B. (4-6), Lanthier, E. (6-6), Voegele, D. (3-5), Cranton, H. (3-4), Steitz, P. (3-4), Moore, C. (1-2), Easley, J. (2-2), Dougan, K. (2-2), Bradford, E. (1-1), Brasosky, G. (1-1), Adler, G. (1-1), Ireland, S. (0-1).

CONFERENCE STATS

Record: 15-12 Home: 8-7 Away: 7-5 Big 12: 15-12

| Player | avg | gp-gs | ab | r | h | 2b | 3b | hr | rbi | tb | slg% | bb | hp | so | gdp | ob% | sf | sh | sb-att | po | a | e | fld% | |
|---------------------|------|-------|-----|-----|-----|----|----|----|-----|-----|------|-----|----|-----|-----|------|----|----|--------|-----|-----|----|-------|--|
| 21 English, Jake | .351 | 27-27 | 97 | 28 | 34 | 7 | 0 | 6 | 24 | 59 | .608 | 25 | 1 | 25 | 3 | .472 | 4 | 0 | 0-0 | 224 | 11 | 2 | .992 | |
| 29 Nett, John | .327 | 27-27 | 113 | 25 | 37 | 5 | 1 | 2 | 12 | 50 | .442 | 16 | 0 | 24 | 2 | .402 | 3 | 1 | 6-7 | 54 | 3 | 0 | 1.000 | |
| 18 Shojinaga, Kodey | .325 | 27-27 | 114 | 19 | 37 | 9 | 0 | 1 | 19 | 49 | .430 | 14 | 0 | 10 | 3 | .392 | 2 | 0 | 0-0 | 46 | 40 | 8 | .915 | |
| 6 Brooks, Michael | .324 | 18-18 | 71 | 8 | 23 | 7 | 1 | 3 | 17 | 41 | .577 | 7 | 1 | 9 | 1 | .392 | 0 | 3 | 0-0 | 17 | 44 | 1 | .984 | |
| 25 Hartl, Ben | .293 | 25-23 | 82 | 20 | 24 | 7 | 0 | 4 | 18 | 43 | .524 | 17 | 10 | 25 | 1 | .459 | 2 | 0 | 1-1 | 158 | 16 | 4 | .978 | |
| 7 Cranford, Collier | .245 | 27-27 | 106 | 17 | 26 | 8 | 2 | 1 | 20 | 41 | .387 | 8 | 3 | 21 | 2 | .314 | 1 | 1 | 2-5 | 56 | 56 | 3 | .974 | |
| 52 Ashby, Lenny | .244 | 27-24 | 90 | 10 | 22 | 5 | 0 | 3 | 20 | 36 | .400 | 14 | 0 | 17 | 3 | .343 | 1 | 2 | 0-0 | 10 | 0 | 0 | 1.000 | |
| ----- | | | | | | | | | | | | | | | | | | | | | | | | |
| 8 Diggins, Chase | .351 | 12-12 | 37 | 10 | 13 | 2 | 0 | 2 | 10 | 21 | .568 | 4 | 2 | 6 | 1 | .432 | 1 | 1 | 0-0 | 13 | 20 | 2 | .943 | |
| 2 Koszewski, Mike | .300 | 22-14 | 50 | 9 | 15 | 0 | 0 | 0 | 1 | 15 | .300 | 6 | 2 | 6 | 1 | .397 | 0 | 2 | 2-2 | 41 | 0 | 0 | 1.000 | |
| 1 Wisdom, Ty | .265 | 16-14 | 49 | 8 | 13 | 1 | 0 | 4 | 9 | 26 | .531 | 6 | 0 | 15 | 1 | .345 | 0 | 0 | 0-0 | 18 | 8 | 3 | .897 | |
| 14 Combs, Cooper | .263 | 11-7 | 19 | 3 | 5 | 4 | 0 | 0 | 3 | 9 | .474 | 6 | 2 | 4 | 2 | .481 | 0 | 0 | 0-0 | 6 | 1 | 0 | 1.000 | |
| 9 Leto, Luke | .233 | 11-8 | 30 | 7 | 7 | 3 | 0 | 1 | 1 | 13 | .433 | 7 | 1 | 13 | 1 | .395 | 0 | 0 | 0-0 | 32 | 3 | 3 | .921 | |
| 42 Jans, Chase | .186 | 19-8 | 43 | 2 | 8 | 0 | 0 | 1 | 7 | 11 | .256 | 1 | 2 | 13 | 0 | .234 | 1 | 0 | 0-1 | 22 | 1 | 1 | .958 | |
| 10 Reeder, Janson | .136 | 8-7 | 22 | 2 | 3 | 0 | 0 | 1 | 1 | 6 | .273 | 1 | 1 | 7 | 1 | .208 | 0 | 0 | 0-0 | 0 | 0 | 0 | .000 | |
| 33 Hunt, Sam | .000 | 5-0 | 0 | 0 | 0 | 0 | 0 | 0 | 0 | 0 | .000 | 0 | 0 | 0 | 0 | .000 | 0 | 0 | 0-0 | 0 | 0 | 0 | .000 | |
| 5 Gerety, Tyler | .000 | 2-0 | 0 | 0 | 0 | 0 | 0 | 0 | 0 | 0 | .000 | 0 | 0 | 0 | 0 | .000 | 0 | 0 | 0-0 | 0 | 0 | 0 | .000 | |
| Totals | .289 | 27 | 923 | 168 | 267 | 58 | 4 | 29 | 162 | 420 | .455 | 132 | 25 | 195 | 22 | .387 | 15 | 10 | 11-16 | 711 | 228 | 29 | .970 | |
| Opponents | .274 | 27 | 929 | 149 | 255 | 48 | 4 | 22 | 140 | 377 | .406 | 106 | 34 | 230 | 16 | .366 | 11 | 9 | 24-33 | 703 | 266 | 21 | .979 | |

LOB - Team (234), Opp (229). DPs turned - Team (21), Opp (28). IBB - Team (4), English, J. 4, Opp (2). Picked off - Shojinaga, K 1.

(Big 12 games only Sorted by Earned run avg)

| Player | era | w-l | app | gs | cg | sho | sv | ip | h | r | er | bb | so | 2b | 3b | hr | b/avg | wp | hp | bk | sfa | sha |
|---------------------|-------|-------|-----|----|----|-----|----|-------|-----|-----|-----|-----|-----|----|----|----|-------|----|----|----|-----|-----|
| 31 Dutton, Reese | 3.95 | 4-3 | 9 | 9 | 0 | 0/0 | 0 | 54.2 | 57 | 30 | 24 | 18 | 49 | 9 | 1 | 6 | .265 | 1 | 9 | 1 | 1 | 1 |
| 12 Voegele, Dominic | 3.96 | 5-2 | 9 | 9 | 0 | 0/1 | 0 | 50.0 | 45 | 23 | 22 | 20 | 46 | 8 | 0 | 4 | .238 | 4 | 6 | 0 | 2 | 2 |
| ----- | | | | | | | | | | | | | | | | | | | | | | |
| 32 Cranton, Hunter | 1.46 | 1-1 | 12 | 0 | 0 | 0/1 | 5 | 12.1 | 7 | 4 | 2 | 1 | 23 | 3 | 0 | 1 | .159 | 0 | 0 | 0 | 1 | 0 |
| 34 Dougan, Kolby | 1.93 | 0-0 | 5 | 0 | 0 | 0/0 | 0 | 4.2 | 5 | 1 | 1 | 1 | 3 | 1 | 0 | 1 | .294 | 0 | 0 | 0 | 0 | 0 |
| 45 Easley, J'Briell | 4.32 | 1-0 | 5 | 2 | 0 | 0/0 | 0 | 8.1 | 8 | 4 | 4 | 4 | 5 | 1 | 1 | 2 | .258 | 1 | 0 | 0 | 0 | 0 |
| 36 Steitz, Patrick | 4.35 | 0-1 | 3 | 3 | 0 | 0/0 | 0 | 10.1 | 15 | 8 | 5 | 5 | 9 | 6 | 0 | 0 | .319 | 0 | 0 | 0 | 0 | 0 |
| 57 Shaw, Evan | 4.72 | 1-0 | 6 | 4 | 0 | 0/0 | 0 | 13.1 | 15 | 7 | 7 | 7 | 23 | 2 | 0 | 0 | .294 | 0 | 4 | 0 | 0 | 0 |
| 50 Lanthier, Ethan | 4.87 | 3-0 | 9 | 0 | 0 | 0/0 | 0 | 20.1 | 15 | 11 | 11 | 12 | 19 | 2 | 0 | 1 | .205 | 0 | 2 | 1 | 2 | 0 |
| 46 Brasosky, Gavin | 4.91 | 0-1 | 8 | 0 | 0 | 0/0 | 0 | 11.0 | 15 | 8 | 6 | 3 | 7 | 3 | 1 | 1 | .326 | 1 | 2 | 0 | 0 | 0 |
| 11 Moore, Cooper | 5.28 | 0-2 | 14 | 0 | 0 | 0/1 | 0 | 15.1 | 15 | 9 | 9 | 8 | 13 | 3 | 0 | 1 | .259 | 0 | 4 | 0 | 1 | 1 |
| 40 Cain, Tegan | 5.62 | 0-1 | 13 | 0 | 0 | 0/1 | 0 | 16.0 | 18 | 11 | 10 | 9 | 20 | 1 | 0 | 1 | .295 | 2 | 3 | 0 | 2 | 1 |
| 20 Cashero, Hunter | 5.68 | 0-1 | 6 | 0 | 0 | 0/0 | 0 | 6.1 | 11 | 6 | 4 | 3 | 3 | 3 | 1 | 0 | .355 | 0 | 1 | 0 | 0 | 0 |
| 23 Callahan, JD | 6.75 | 0-0 | 3 | 0 | 0 | 0/0 | 0 | 4.0 | 6 | 3 | 3 | 1 | 5 | 2 | 0 | 0 | .333 | 0 | 1 | 0 | 0 | 0 |
| 35 Bradford, Ethan | 12.60 | 0-0 | 6 | 0 | 0 | 0/0 | 0 | 5.0 | 8 | 8 | 7 | 8 | 3 | 0 | 0 | 0 | .421 | 2 | 1 | 0 | 2 | 2 |
| 41 Crawford, Kasey | 15.43 | 0-0 | 3 | 0 | 0 | 0/0 | 0 | 2.1 | 3 | 4 | 4 | 3 | 1 | 0 | 0 | 1 | .300 | 1 | 1 | 1 | 0 | 0 |
| 15 Trumper, Thaniel | 27.00 | 0-0 | 2 | 0 | 0 | 0/0 | 0 | 1.2 | 6 | 6 | 5 | 1 | 1 | 1 | 0 | 0 | .600 | 0 | 0 | 0 | 0 | 2 |
| 44 Ireland, Sam | 40.50 | 0-0 | 2 | 0 | 0 | 0/0 | 0 | 1.1 | 6 | 6 | 6 | 2 | 0 | 3 | 0 | 3 | .667 | 0 | 0 | 0 | 0 | 0 |
| Totals | 4.94 | 15-12 | 27 | 27 | 0 | 1/1 | 5 | 237.0 | 255 | 149 | 130 | 106 | 230 | 48 | 4 | 22 | .274 | 12 | 34 | 3 | 11 | 9 |
| Opponents | 5.84 | 12-15 | 27 | 27 | 1 | 2/1 | 8 | 234.1 | 267 | 168 | 152 | 132 | 195 | 58 | 4 | 29 | .289 | 27 | 25 | 1 | 15 | 10 |

PB - Team (5), English, J. 3, Hartl, B. 2, Opp (2). Pickoffs - Team (1), Voegele, D. 1, Opp (1). SBA/ATT - English, J. (21-26), Dutton, R. (5-7), Hartl, B. (3-5), Cain, T. (4-5), Voegele, D. (3-4), Steitz, P. (2-3), Lanthier, E. (3-3), Shaw, E. (0-3), Cranton, H. (2-2), Easley, J. (2-2), Brasosky, G. (1-1), Bradford, E. (1-1), Moore, C. (1-1), Ireland, S. (0-1).



TEAM SUMMARY

| Score by innings | 1 | 2 | 3 | 4 | 5 | 6 | 7 | 8 | 9 | EX | Total |
|------------------|----|----|----|----|----|----|----|----|----|----|-------|
| Kansas | 32 | 51 | 43 | 51 | 36 | 62 | 35 | 30 | 12 | 2 | 354 |
| Opponents | 23 | 20 | 32 | 38 | 25 | 33 | 19 | 33 | 25 | 2 | 250 |

Record when ...

| | | | |
|----------------------|-------|----------------------|-------|
| Overall | 29-18 | After 6 leading | 26-3 |
| Conference | 15-12 | trailing | 1-12 |
| Non-Conference | 14-6 | tied | 2-3 |
| Home games | 17-8 | After 7 leading | 24-2 |
| Away games | 8-6 | trailing | 1-14 |
| Neutral site | 4-4 | tied | 1-2 |
| Day games | 21-11 | After 8 leading | 23-1 |
| Night games | 8-7 | trailing | 0-15 |
| vs Left starter | 5-6 | tied | 2-2 |
| vs Right starter | 24-12 | | |
| 1-Run games | 3-6 | Hit 0 home runs | 4-6 |
| 2-Run games | 3-2 | ... 1 home run | 11-9 |
| 5+Run games | 16-6 | ... 2+ home runs | 14-3 |
| Extra innings | 1-1 | | |
| Shutouts | 1-2 | Opponent 0 home runs | 14-11 |
| | | 1 home run | 11-2 |
| | | 2+ HRs | 4-5 |
| Scoring 0-2 runs | 0-7 | | |
| 3-5 runs | 5-6 | Made 0 errors | 11-2 |
| 6-9 runs | 10-4 | ... 1 error | 14-10 |
| 10+ runs | 14-1 | ... 2+ errors | 4-6 |
| Opponent 0-2 runs | 10-1 | | |
| 3-5 runs | 14-6 | Opp. made 0 errors | 12-10 |
| 6-9 runs | 4-3 | 1 error | 12-6 |
| 10+ runs | 1-8 | 2+ errors | 5-2 |
| Scored in 1st inning | 11-3 | Out-hit opponent | 25-3 |
| Opp. scored in 1st | 7-7 | Out-hit by opponent | 4-14 |
| Scores first | 20-5 | Hits are tied | 0-1 |
| Opp. scores first | 9-13 | | |

Record when team scores:

| | | | | | | | | | | | |
|------|-----|-----|-----|-----|-----|-----|-----|-----|-----|-----|------|
| Runs | 0 | 1 | 2 | 3 | 4 | 5 | 6 | 7 | 8 | 9 | 10+ |
| W-L | 0-2 | 0-2 | 0-3 | 1-0 | 4-3 | 0-3 | 0-2 | 2-0 | 5-0 | 3-2 | 14-1 |

Record when opponent scores:

| | | | | | | | | | | | |
|------|-----|-----|-----|-----|-----|-----|-----|-----|-----|-----|-----|
| Runs | 0 | 1 | 2 | 3 | 4 | 5 | 6 | 7 | 8 | 9 | 10+ |
| W-L | 1-0 | 5-1 | 4-0 | 8-1 | 5-3 | 1-2 | 1-1 | 2-1 | 0-1 | 1-0 | 1-8 |

Record when leading after:

| | | | | | | | | |
|------|------|------|------|------|------|------|------|------|
| Inn. | 1 | 2 | 3 | 4 | 5 | 6 | 7 | 8 |
| W-L | 10-2 | 17-6 | 19-5 | 23-7 | 25-5 | 26-3 | 24-2 | 23-1 |

Record when trailing after:

| | | | | | | | | |
|------|-----|-----|-----|-----|------|------|------|------|
| Inn. | 1 | 2 | 3 | 4 | 5 | 6 | 7 | 8 |
| W-L | 5-6 | 5-6 | 5-8 | 4-8 | 1-12 | 1-12 | 1-14 | 0-15 |

Record when tied after:

| | | | | | | | | |
|------|-------|-----|-----|-----|-----|-----|-----|-----|
| Inn. | 1 | 2 | 3 | 4 | 5 | 6 | 7 | 8 |
| W-L | 14-10 | 7-6 | 5-5 | 2-3 | 3-1 | 2-3 | 1-2 | 2-2 |

Current winning streak: 2

Longest winning streak: 7

Longest losing streak: 4

Home attendance : 23882 (25 dates avg = 955)

Away attendance : 28812 (22 dates avg = 1309)

Total attendance: 52694 (47 dates avg = 1121)

MISCELLANEOUS STATS

| Multiple Hit Games | 2 | 3 | 4 | 5+ | Total |
|---------------------------|-----------|-----------|-----------|-----------|--------------|
| 29 Nett, John | 16 | 4 | 1 | - | 21 |
| 18 Shojinaga, Kodey | 9 | 5 | 5 | - | 19 |
| 21 English, Jake | 7 | 8 | - | - | 15 |
| 7 Cranford, Collier | 9 | 4 | 2 | - | 15 |
| 6 Brooks, Michael | 8 | 4 | - | - | 12 |
| 25 Hartl, Ben | 7 | 3 | 1 | - | 11 |
| 52 Ashby, Lenny | 7 | 1 | - | - | 8 |
| 2 Koszewski, Mike | 7 | 1 | - | - | 8 |
| 1 Wisdom, Ty | 4 | 1 | 1 | - | 6 |
| 8 Diggins, Chase | 3 | 1 | 1 | - | 5 |
| 9 Leto, Luke | 3 | - | - | - | 3 |
| 42 Jans, Chase | 2 | - | - | - | 2 |
| 14 Combs, Cooper | 2 | - | - | - | 2 |
| 10 Reeder, Janson | 1 | 1 | - | - | 2 |
| TEAM | 85 | 33 | 11 | 0 | 129 |

| Multiple RBI Games | 2 | 3 | 4 | 5+ | Total |
|---------------------------|-----------|-----------|-----------|-----------|--------------|
| 21 English, Jake | 5 | 4 | 3 | 1 | 13 |
| 7 Cranford, Collier | 8 | 1 | 2 | 1 | 12 |
| 6 Brooks, Michael | 8 | 2 | - | 1 | 11 |
| 52 Ashby, Lenny | 7 | 2 | 1 | - | 10 |
| 18 Shojinaga, Kodey | 3 | 3 | 1 | 2 | 9 |
| 25 Hartl, Ben | 4 | 3 | - | 1 | 8 |
| 29 Nett, John | 6 | - | 1 | - | 7 |
| 8 Diggins, Chase | 3 | 1 | 1 | - | 5 |
| 10 Reeder, Janson | 1 | 1 | 1 | - | 3 |
| 1 Wisdom, Ty | 2 | 1 | - | - | 3 |
| 2 Koszewski, Mike | 1 | 2 | - | - | 3 |
| 9 Leto, Luke | 1 | 1 | - | - | 2 |
| 14 Combs, Cooper | 2 | - | - | - | 2 |
| 42 Jans, Chase | 1 | - | 1 | - | 2 |
| TEAM | 52 | 21 | 11 | 6 | 90 |

| Hitting Streaks | Longest | Current |
|------------------------|----------------|----------------|
| 29 Nett, John | 20 | 2 |
| 6 Brooks, Michael | 18 | 18 |
| 52 Ashby, Lenny | 9 | 5 |
| 18 Shojinaga, Kodey | 9 | 5 |
| 7 Cranford, Collier | 7 | 5 |
| 2 Koszewski, Mike | 6 | 3 |
| 21 English, Jake | 6 | 2 |
| 25 Hartl, Ben | 5 | - |
| 1 Wisdom, Ty | 5 | 1 |
| 10 Reeder, Janson | 4 | 1 |
| 42 Jans, Chase | 3 | - |
| 8 Diggins, Chase | 3 | 3 |
| 9 Leto, Luke | 2 | 1 |
| 14 Combs, Cooper | 2 | - |

| Reached Base Streaks | Longest | Current |
|-----------------------------|----------------|----------------|
| 29 Nett, John | 21 | 2 |
| 6 Brooks, Michael | 18 | 18 |
| 18 Shojinaga, Kodey | 17 | 5 |
| 21 English, Jake | 17 | 2 |
| 1 Wisdom, Ty | 17 | 1 |
| 52 Ashby, Lenny | 16 | 6 |
| 25 Hartl, Ben | 15 | 3 |
| 2 Koszewski, Mike | 13 | 3 |
| 7 Cranford, Collier | 11 | 11 |
| 9 Leto, Luke | 7 | 2 |
| 8 Diggins, Chase | 5 | 5 |
| 10 Reeder, Janson | 4 | 1 |
| 42 Jans, Chase | 4 | - |
| 14 Combs, Cooper | 3 | - |
| 28 Baker, Jake | 2 | 2 |



RECORDS BY POSITION/LINEUP

Starting Lineup By Position (Team W-L record when starter)

| | | |
|---------------------|----|---------|
| PITCHER: | | |
| 31 Dutton, Reese | 13 | (8-5) |
| 12 Voegelé, Dominic | 13 | (8-5) |
| 57 Shaw, Evan | 8 | (5-3) |
| 36 Steitz, Patrick | 6 | (2-4) |
| 45 Easley, J'Briell | 5 | (4-1) |
| 39 Adler, Grant | 1 | (1-0) |
| 40 Cain, Tegan | 1 | (1-0) |
| CATCHER: | | |
| 21 English, Jake | 39 | (24-15) |
| 25 Hartl, Ben | 7 | (4-3) |
| 18 Shojinaga, Kodey | 1 | (1-0) |
| FIRST BASE: | | |
| 25 Hartl, Ben | 27 | (16-11) |
| 21 English, Jake | 7 | (5-2) |
| 18 Shojinaga, Kodey | 7 | (4-3) |
| 9 Leto, Luke | 4 | (4-0) |
| 1 Wisdom, Ty | 2 | (0-2) |
| SECOND BASE: | | |
| 18 Shojinaga, Kodey | 25 | (15-10) |
| 7 Cranford, Collier | 11 | (6-5) |
| 8 Diggins, Chase | 6 | (4-2) |
| 1 Wisdom, Ty | 5 | (4-1) |
| THIRD BASE: | | |
| 6 Brooks, Michael | 37 | (22-15) |
| 18 Shojinaga, Kodey | 10 | (7-3) |
| SHORTSTOP: | | |
| 7 Cranford, Collier | 36 | (23-13) |
| 8 Diggins, Chase | 11 | (6-5) |
| LEFT FIELD: | | |
| 2 Koszewski, Mike | 18 | (13-5) |
| 42 Jans, Chase | 15 | (10-5) |
| 14 Combs, Cooper | 8 | (2-6) |
| 9 Leto, Luke | 4 | (2-2) |
| 10 Reeder, Janson | 2 | (2-0) |
| CENTER FIELD: | | |
| 29 Nett, John | 47 | (29-18) |
| RIGHT FIELD: | | |
| 52 Ashby, Lenny | 22 | (12-10) |
| 1 Wisdom, Ty | 14 | (9-5) |
| 2 Koszewski, Mike | 6 | (5-1) |
| 9 Leto, Luke | 4 | (2-2) |
| 10 Reeder, Janson | 1 | (1-0) |
| DESIGNATED HITTER: | | |
| 52 Ashby, Lenny | 21 | (14-7) |
| 10 Reeder, Janson | 16 | (9-7) |
| 18 Shojinaga, Kodey | 4 | (2-2) |
| 14 Combs, Cooper | 4 | (3-1) |
| 1 Wisdom, Ty | 2 | (1-1) |

Starting Lineup By Lineup Spot (Team W-L record when starter)

| | | |
|---------------------|----|---------|
| LEADOFF: | | |
| 29 Nett, John | 42 | (26-16) |
| 7 Cranford, Collier | 4 | (3-1) |
| 25 Hartl, Ben | 1 | (0-1) |
| 2ND SPOT: | | |
| 18 Shojinaga, Kodey | 32 | (19-13) |
| 21 English, Jake | 12 | (8-4) |
| 25 Hartl, Ben | 3 | (2-1) |
| 3RD SPOT: | | |
| 52 Ashby, Lenny | 18 | (12-6) |
| 18 Shojinaga, Kodey | 15 | (10-5) |
| 21 English, Jake | 8 | (4-4) |
| 10 Reeder, Janson | 6 | (3-3) |
| CLEANUP: | | |
| 21 English, Jake | 23 | (15-8) |
| 25 Hartl, Ben | 15 | (7-8) |
| 6 Brooks, Michael | 6 | (5-1) |
| 52 Ashby, Lenny | 2 | (2-0) |
| 7 Cranford, Collier | 1 | (0-1) |
| 5TH SPOT: | | |
| 25 Hartl, Ben | 10 | (9-1) |
| 6 Brooks, Michael | 8 | (2-6) |
| 52 Ashby, Lenny | 8 | (4-4) |
| 1 Wisdom, Ty | 8 | (6-2) |
| 10 Reeder, Janson | 6 | (5-1) |
| 7 Cranford, Collier | 5 | (1-4) |
| 9 Leto, Luke | 2 | (2-0) |
| 6TH SPOT: | | |
| 7 Cranford, Collier | 18 | (12-6) |
| 6 Brooks, Michael | 11 | (8-3) |
| 52 Ashby, Lenny | 7 | (3-4) |
| 25 Hartl, Ben | 3 | (1-2) |
| 29 Nett, John | 2 | (2-0) |
| 42 Jans, Chase | 2 | (0-2) |
| 1 Wisdom, Ty | 2 | (2-0) |
| 10 Reeder, Janson | 1 | (0-1) |
| 21 English, Jake | 1 | (1-0) |
| 7TH SPOT: | | |
| 7 Cranford, Collier | 11 | (6-5) |
| 52 Ashby, Lenny | 8 | (5-3) |
| 6 Brooks, Michael | 6 | (2-4) |
| 1 Wisdom, Ty | 6 | (4-2) |
| 14 Combs, Cooper | 5 | (3-2) |
| 9 Leto, Luke | 4 | (3-1) |
| 10 Reeder, Janson | 3 | (2-1) |
| 8 Diggins, Chase | 2 | (2-0) |
| 42 Jans, Chase | 1 | (1-0) |
| 25 Hartl, Ben | 1 | (1-0) |
| 8TH SPOT: | | |
| 7 Cranford, Collier | 8 | (7-1) |
| 42 Jans, Chase | 8 | (7-1) |
| 8 Diggins, Chase | 7 | (4-3) |
| 1 Wisdom, Ty | 6 | (2-4) |
| 14 Combs, Cooper | 5 | (2-3) |
| 6 Brooks, Michael | 4 | (3-1) |
| 9 Leto, Luke | 4 | (2-2) |
| 21 English, Jake | 2 | (1-1) |
| 29 Nett, John | 1 | (1-0) |
| 25 Hartl, Ben | 1 | (0-1) |
| 10 Reeder, Janson | 1 | (0-1) |
| 9TH SPOT: | | |
| 2 Koszewski, Mike | 24 | (18-6) |
| 8 Diggins, Chase | 8 | (4-4) |
| 42 Jans, Chase | 4 | (2-2) |
| 10 Reeder, Janson | 2 | (2-0) |

HITTING GAME-BY-GAME

| Date | Opponent | ab | r | h | rbi | 2b | 3b | hr | tb | bb | ibb | sb | cs | hbp | sac | sf | gdp | k | po | a | e | lob | avg |
|---------|-----------------------|------|-----|-----|-----|-----|----|----|-----|-----|-----|----|----|-----|-----|----|-----|-----|------|-----|----|-----|------|
| Feb 16 | vs Illinois-Chicago | 36 | 9 | 11 | 8 | 3 | 0 | 2 | 20 | 10 | 0 | 0 | 0 | 2 | 0 | 0 | 2 | 4 | 27 | 7 | 2 | 12 | .306 |
| Feb 17 | vs Illinois-Chicago | 34 | 6 | 8 | 6 | 1 | 0 | 1 | 12 | 6 | 0 | 0 | 0 | 2 | 0 | 0 | 1 | 6 | 27 | 8 | 3 | 9 | .271 |
| Feb 18 | vs Illinois-Chicago | 30 | 8 | 6 | 8 | 2 | 0 | 3 | 17 | 3 | 0 | 0 | 0 | 3 | 0 | 0 | 0 | 7 | 27 | 13 | 0 | 4 | .250 |
| Feb 20 | vs A&M Corpus Christi | 35 | 13 | 14 | 13 | 1 | 0 | 4 | 27 | 10 | 0 | 0 | 0 | 0 | 0 | 2 | 1 | 6 | 27 | 8 | 2 | 10 | .289 |
| Feb 23 | vs Texas State | 33 | 7 | 11 | 7 | 5 | 0 | 1 | 19 | 3 | 0 | 0 | 0 | 3 | 0 | 0 | 1 | 10 | 27 | 9 | 1 | 8 | .298 |
| Feb 24 | vs Washington State | 35 | 4 | 10 | 4 | 1 | 0 | 1 | 14 | 1 | 0 | 0 | 0 | 0 | 0 | 0 | 2 | 5 | 24 | 12 | 1 | 5 | .296 |
| Feb 25 | vs Kentucky | 36 | 5 | 13 | 5 | 2 | 0 | 1 | 18 | 4 | 0 | 0 | 0 | 0 | 0 | 3 | 2 | 8 | 27 | 7 | 1 | 11 | .305 |
| Mar 01 | TEXAS SOUTHERN | 34 | 11 | 12 | 11 | 4 | 0 | 1 | 19 | 11 | 0 | 2 | 0 | 1 | 0 | 1 | 1 | 7 | 27 | 12 | 3 | 12 | .311 |
| Mar 02 | TEXAS SOUTHERN | 25 | 9 | 6 | 9 | 2 | 0 | 2 | 14 | 6 | 0 | 0 | 0 | 2 | 0 | 0 | 0 | 1 | 21 | 6 | 0 | 6 | .305 |
| Mar 02 | TEXAS SOUTHERN | 37 | 10 | 14 | 10 | 2 | 0 | 0 | 16 | 2 | 0 | 3 | 0 | 2 | 0 | 0 | 1 | 2 | 27 | 12 | 1 | 7 | .313 |
| Mar 03 | TEXAS SOUTHERN | 28 | 11 | 10 | 10 | 3 | 0 | 3 | 22 | 4 | 0 | 2 | 0 | 2 | 0 | 1 | 0 | 4 | 21 | 14 | 0 | 6 | .317 |
| *Mar 08 | TCU | 32 | 3 | 8 | 3 | 3 | 0 | 1 | 14 | 3 | 1 | 0 | 0 | 0 | 0 | 0 | 0 | 9 | 27 | 7 | 0 | 8 | .311 |
| *Mar 09 | TCU | 34 | 8 | 12 | 8 | 3 | 2 | 3 | 28 | 2 | 0 | 1 | 0 | 1 | 1 | 1 | 0 | 5 | 27 | 14 | 1 | 7 | .315 |
| *Mar 10 | TCU | 33 | 4 | 8 | 4 | 0 | 0 | 0 | 8 | 5 | 0 | 0 | 0 | 2 | 0 | 0 | 3 | 9 | 27 | 11 | 2 | 9 | .310 |
| Mar 12 | MISSOURI | 36 | 4 | 9 | 4 | 5 | 0 | 1 | 17 | 5 | 0 | 1 | 0 | 1 | 0 | 1 | 0 | 9 | 30 | 5 | 1 | 9 | .305 |
| *Mar 15 | at Cincinnati | 40 | 14 | 15 | 13 | 4 | 0 | 0 | 19 | 13 | 0 | 0 | 0 | 0 | 0 | 2 | 0 | 5 | 27 | 8 | 0 | 14 | .310 |
| *Mar 16 | at Cincinnati | 29 | 0 | 2 | 0 | 1 | 0 | 0 | 3 | 2 | 0 | 0 | 0 | 1 | 0 | 0 | 0 | 8 | 24 | 6 | 1 | 5 | .298 |
| *Mar 17 | at Cincinnati | 32 | 1 | 6 | 1 | 1 | 0 | 1 | 10 | 2 | 0 | 0 | 0 | 0 | 0 | 0 | 1 | 8 | 24 | 9 | 5 | 6 | .292 |
| Mar 19 | vs Missouri | 35 | 4 | 6 | 4 | 4 | 1 | 0 | 12 | 5 | 0 | 0 | 0 | 2 | 0 | 2 | 0 | 8 | 30 | 11 | 1 | 10 | .285 |
| *Mar 22 | UCF | 38 | 13 | 15 | 12 | 3 | 2 | 1 | 25 | 9 | 0 | 1 | 0 | 2 | 1 | 0 | 0 | 9 | 27 | 15 | 0 | 13 | .292 |
| *Mar 23 | UCF | 32 | 2 | 7 | 2 | 4 | 0 | 0 | 11 | 5 | 0 | 0 | 1 | 1 | 0 | 0 | 1 | 6 | 27 | 9 | 3 | 9 | .288 |
| *Mar 23 | UCF | 30 | 1 | 4 | 1 | 0 | 0 | 0 | 4 | 1 | 0 | 2 | 0 | 2 | 0 | 0 | 2 | 5 | 27 | 9 | 1 | 5 | .282 |
| *Mar 28 | at BYU | 41 | 11 | 14 | 11 | 6 | 0 | 3 | 29 | 2 | 0 | 0 | 0 | 2 | 0 | 0 | 0 | 6 | 27 | 5 | 2 | 7 | .285 |
| *Mar 29 | at BYU | 34 | 4 | 8 | 4 | 3 | 0 | 1 | 14 | 1 | 0 | 0 | 0 | 0 | 0 | 0 | 1 | 6 | 27 | 3 | 1 | 4 | .283 |
| *Mar 29 | at BYU | 33 | 8 | 12 | 8 | 3 | 0 | 1 | 18 | 5 | 1 | 0 | 2 | 0 | 1 | 3 | 0 | 7 | 27 | 8 | 0 | 7 | .286 |
| Apr 03 | at Wichita State | 36 | 6 | 10 | 6 | 3 | 0 | 0 | 13 | 6 | 0 | 2 | 0 | 0 | 0 | 0 | 1 | 10 | 26 | 10 | 1 | 9 | .286 |
| *Apr 05 | WEST VIRGINIA | 35 | 10 | 10 | 10 | 3 | 0 | 2 | 19 | 9 | 1 | 1 | 0 | 1 | 1 | 1 | 1 | 6 | 27 | 6 | 1 | 10 | .286 |
| *Apr 06 | WEST VIRGINIA | 32 | 0 | 3 | 0 | 2 | 0 | 0 | 5 | 2 | 0 | 0 | 0 | 0 | 0 | 0 | 0 | 7 | 27 | 8 | 1 | 7 | .279 |
| *Apr 07 | WEST VIRGINIA | 42 | 9 | 17 | 9 | 3 | 0 | 1 | 23 | 7 | 0 | 0 | 0 | 1 | 0 | 0 | 2 | 7 | 27 | 13 | 1 | 14 | .285 |
| Apr 09 | NEBRASKA | 35 | 13 | 14 | 13 | 2 | 0 | 2 | 22 | 3 | 0 | 0 | 0 | 3 | 1 | 1 | 1 | 7 | 27 | 9 | 1 | 6 | .289 |
| Apr 12 | PACIFIC | 47 | 18 | 23 | 16 | 8 | 0 | 3 | 40 | 5 | 0 | 0 | 0 | 2 | 0 | 1 | 0 | 6 | 27 | 10 | 1 | 13 | .297 |
| Apr 13 | PACIFIC | 39 | 12 | 14 | 12 | 3 | 0 | 2 | 23 | 9 | 0 | 1 | 0 | 0 | 0 | 0 | 0 | 3 | 27 | 5 | 0 | 12 | .300 |
| Apr 14 | PACIFIC | 33 | 19 | 15 | 19 | 4 | 0 | 4 | 31 | 8 | 0 | 1 | 0 | 2 | 0 | 0 | 0 | 4 | 21 | 8 | 1 | 6 | .304 |
| *Apr 19 | at Baylor | 37 | 5 | 9 | 5 | 1 | 0 | 1 | 13 | 6 | 0 | 0 | 0 | 1 | 0 | 0 | 0 | 9 | 24 | 10 | 3 | 12 | .302 |
| *Apr 20 | at Baylor | 33 | 8 | 6 | 7 | 1 | 0 | 2 | 13 | 10 | 0 | 0 | 0 | 2 | 1 | 0 | 0 | 9 | 27 | 9 | 1 | 11 | .299 |
| *Apr 21 | at Baylor | 35 | 12 | 14 | 12 | 0 | 0 | 1 | 17 | 6 | 0 | 2 | 0 | 1 | 1 | 2 | 2 | 3 | 24 | 10 | 0 | 9 | .302 |
| Apr 23 | at Nebraska | 37 | 9 | 11 | 8 | 2 | 0 | 3 | 22 | 5 | 0 | 0 | 0 | 2 | 0 | 0 | 0 | 12 | 27 | 9 | 1 | 8 | .302 |
| *Apr 26 | TEXAS TECH | 31 | 4 | 13 | 4 | 4 | 0 | 1 | 20 | 7 | 0 | 0 | 0 | 1 | 0 | 1 | 6 | 3 | 27 | 6 | 1 | 11 | .304 |
| *Apr 27 | TEXAS TECH | 33 | 11 | 10 | 11 | 1 | 0 | 1 | 14 | 5 | 0 | 3 | 0 | 1 | 0 | 0 | 0 | 6 | 27 | 5 | 1 | 4 | .304 |
| *Apr 28 | TEXAS TECH | 30 | 7 | 7 | 6 | 1 | 0 | 1 | 11 | 8 | 0 | 0 | 1 | 0 | 0 | 0 | 0 | 9 | 27 | 6 | 0 | 7 | .303 |
| May 01 | WICHITA STATE | 33 | 8 | 10 | 8 | 4 | 0 | 2 | 20 | 6 | 0 | 0 | 0 | 1 | 1 | 0 | 1 | 3 | 27 | 9 | 1 | 9 | .303 |
| *May 03 | at Kansas State | 33 | 2 | 8 | 2 | 3 | 0 | 2 | 17 | 5 | 0 | 0 | 1 | 1 | 0 | 0 | 1 | 12 | 24 | 14 | 0 | 10 | .301 |
| *May 04 | at Kansas State | 36 | 4 | 13 | 4 | 4 | 0 | 0 | 17 | 3 | 0 | 0 | 0 | 2 | 1 | 1 | 1 | 10 | 27 | 10 | 1 | 12 | .303 |
| *May 05 | at Kansas State | 33 | 2 | 7 | 2 | 1 | 0 | 1 | 11 | 2 | 1 | 0 | 0 | 0 | 0 | 1 | 0 | 8 | 24 | 3 | 0 | 7 | .301 |
| *May 10 | HOUSTON | 33 | 5 | 8 | 5 | 0 | 0 | 1 | 11 | 3 | 0 | 0 | 0 | 0 | 0 | 2 | 1 | 8 | 27 | 9 | 1 | 6 | .300 |
| *May 11 | HOUSTON | 38 | 11 | 16 | 10 | 2 | 0 | 3 | 27 | 2 | 0 | 0 | 0 | 0 | 1 | 0 | 0 | 8 | 27 | 6 | 0 | 6 | .303 |
| *May 12 | HOUSTON | 34 | 9 | 15 | 8 | 1 | 0 | 1 | 19 | 7 | 0 | 1 | 0 | 3 | 2 | 1 | 0 | 7 | 27 | 9 | 2 | 14 | .306 |
| Totals | | 1617 | 354 | 494 | 343 | 119 | 5 | 65 | 818 | 244 | 4 | 23 | 5 | 55 | 12 | 27 | 36 | 317 | 1235 | 412 | 51 | 406 | .306 |



PITCHING GAME-BY-GAME

| Date | Opponent | ip | h | r | er | bb | so | 2b | 3b | hr | wp | bk | hbp | dp | ibb | score | w-l | sv | era |
|---------|-----------------------|-------|-----|-----|-----|-----|-----|----|----|----|----|----|-----|----|-----|---------|-------|----|-------|
| Feb 16 | vs Illinois-Chicago | 9.0 | 9 | 11 | 11 | 9 | 9 | 1 | 3 | 0 | 0 | 0 | 1 | 1 | 0 | 9-11 | 0-1 | 0 | 11.00 |
| Feb 17 | vs Illinois-Chicago | 9.0 | 15 | 13 | 8 | 9 | 10 | 0 | 0 | 1 | 1 | 0 | 2 | 0 | 0 | 6-13 | 0-2 | 0 | 9.50 |
| Feb 18 | vs Illinois-Chicago | 9.0 | 10 | 2 | 2 | 1 | 6 | 2 | 0 | 1 | 1 | 0 | 0 | 3 | 0 | 8-2 | 1-2 | 0 | 7.00 |
| Feb 20 | vs A&M Corpus Christi | 9.0 | 10 | 7 | 6 | 3 | 11 | 1 | 0 | 0 | 0 | 0 | 1 | 0 | 0 | 13-7 | 2-2 | 0 | 6.75 |
| Feb 23 | vs Texas State | 9.0 | 10 | 4 | 3 | 4 | 13 | 2 | 0 | 2 | 0 | 0 | 1 | 0 | 0 | 7-4 | 3-2 | 0 | 6.00 |
| Feb 24 | vs Washington State | 8.0 | 11 | 5 | 5 | 2 | 6 | 1 | 0 | 2 | 0 | 0 | 0 | 2 | 0 | 4-5 | 3-3 | 0 | 5.94 |
| Feb 25 | vs Kentucky | 9.0 | 9 | 8 | 2 | 3 | 10 | 0 | 1 | 1 | 1 | 0 | 2 | 0 | 0 | 5-8 | 3-4 | 0 | 5.37 |
| Mar 01 | TEXAS SOUTHERN | 9.0 | 4 | 2 | 0 | 4 | 8 | 1 | 0 | 0 | 1 | 0 | 0 | 0 | 0 | 11-2 | 4-4 | 0 | 4.69 |
| Mar 02 | TEXAS SOUTHERN | 7.0 | 2 | 1 | 1 | 4 | 10 | 1 | 1 | 0 | 2 | 0 | 2 | 1 | 0 | 9-1 | 5-4 | 0 | 4.38 |
| Mar 02 | TEXAS SOUTHERN | 9.0 | 5 | 3 | 3 | 2 | 10 | 2 | 0 | 0 | 0 | 0 | 1 | 1 | 0 | 10-3 | 6-4 | 0 | 4.24 |
| Mar 03 | TEXAS SOUTHERN | 7.0 | 3 | 1 | 1 | 1 | 5 | 0 | 0 | 1 | 0 | 0 | 1 | 2 | 0 | 11-1 | 7-4 | 0 | 4.02 |
| *Mar 08 | TCU | 9.0 | 4 | 1 | 1 | 2 | 14 | 0 | 0 | 0 | 0 | 0 | 0 | 0 | 0 | 3-1 | 8-4 | 1 | 3.76 |
| *Mar 09 | TCU | 9.0 | 4 | 4 | 4 | 6 | 7 | 0 | 0 | 2 | 0 | 0 | 4 | 1 | 0 | 8-4 | 9-4 | 1 | 3.78 |
| *Mar 10 | TCU | 9.0 | 15 | 13 | 12 | 7 | 5 | 5 | 1 | 0 | 3 | 0 | 3 | 3 | 0 | 4-13 | 9-5 | 1 | 4.39 |
| Mar 12 | MISSOURI | 10.0 | 8 | 5 | 4 | 7 | 18 | 2 | 0 | 0 | 2 | 0 | 1 | 1 | 0 | 4-5 | 9-6 | 1 | 4.33 |
| *Mar 15 | at Cincinnati | 9.0 | 8 | 4 | 3 | 5 | 8 | 3 | 0 | 0 | 0 | 1 | 2 | 0 | 0 | 14-4 | 10-6 | 1 | 4.24 |
| *Mar 16 | at Cincinnati | 8.0 | 4 | 1 | 1 | 2 | 8 | 1 | 0 | 0 | 0 | 0 | 1 | 0 | 0 | 0-1 | 10-7 | 1 | 4.07 |
| *Mar 17 | at Cincinnati | 8.0 | 15 | 10 | 6 | 6 | 6 | 3 | 0 | 0 | 0 | 0 | 0 | 0 | 0 | 1-10 | 10-8 | 1 | 4.21 |
| Mar 19 | vs Missouri | 10.0 | 7 | 3 | 3 | 3 | 12 | 0 | 1 | 1 | 1 | 0 | 1 | 1 | 0 | 4-3 | 11-8 | 1 | 4.12 |
| *Mar 22 | UCF | 9.0 | 10 | 3 | 3 | 0 | 3 | 1 | 0 | 1 | 0 | 0 | 1 | 3 | 0 | 13-3 | 12-8 | 1 | 4.06 |
| *Mar 23 | UCF | 9.0 | 9 | 6 | 5 | 3 | 9 | 1 | 0 | 0 | 2 | 0 | 2 | 1 | 0 | 2-6 | 12-9 | 1 | 4.11 |
| *Mar 23 | UCF | 9.0 | 11 | 4 | 3 | 1 | 8 | 2 | 0 | 0 | 0 | 0 | 0 | 0 | 0 | 1-4 | 12-10 | 1 | 4.06 |
| *Mar 28 | at BYU | 9.0 | 6 | 1 | 1 | 1 | 13 | 1 | 0 | 1 | 0 | 0 | 2 | 0 | 0 | 11-1 | 13-10 | 1 | 3.92 |
| *Mar 29 | at BYU | 9.0 | 7 | 3 | 2 | 3 | 9 | 2 | 0 | 0 | 1 | 0 | 1 | 0 | 0 | 4-3 | 14-10 | 2 | 3.84 |
| *Mar 29 | at BYU | 9.0 | 8 | 5 | 5 | 6 | 13 | 0 | 0 | 1 | 0 | 0 | 2 | 1 | 0 | 8-5 | 15-10 | 3 | 3.89 |
| Apr 03 | at Wichita State | 8.2 | 12 | 7 | 7 | 2 | 12 | 2 | 0 | 2 | 0 | 0 | 3 | 1 | 0 | 6-7 | 15-11 | 3 | 4.01 |
| *Apr 05 | WEST VIRGINIA | 9.0 | 17 | 11 | 10 | 2 | 10 | 3 | 0 | 2 | 0 | 0 | 2 | 1 | 0 | 10-11 | 15-12 | 3 | 4.24 |
| *Apr 06 | WEST VIRGINIA | 9.0 | 11 | 4 | 4 | 3 | 9 | 1 | 0 | 0 | 1 | 0 | 0 | 0 | 0 | 0-4 | 15-13 | 3 | 4.23 |
| *Apr 07 | WEST VIRGINIA | 9.0 | 18 | 16 | 13 | 9 | 7 | 2 | 0 | 6 | 1 | 0 | 2 | 1 | 1 | 9-16 | 15-14 | 3 | 4.54 |
| Apr 09 | NEBRASKA | 9.0 | 12 | 11 | 10 | 5 | 10 | 2 | 0 | 2 | 0 | 0 | 1 | 2 | 0 | 13-11 | 16-14 | 4 | 4.73 |
| Apr 12 | PACIFIC | 9.0 | 12 | 7 | 6 | 6 | 9 | 1 | 1 | 1 | 0 | 0 | 2 | 2 | 0 | 18-7 | 17-14 | 4 | 4.77 |
| Apr 13 | PACIFIC | 9.0 | 11 | 3 | 3 | 2 | 14 | 3 | 1 | 0 | 0 | 0 | 0 | 1 | 0 | 12-3 | 18-14 | 4 | 4.71 |
| Apr 14 | PACIFIC | 7.0 | 4 | 3 | 2 | 3 | 7 | 2 | 0 | 0 | 1 | 0 | 1 | 2 | 0 | 19-3 | 19-14 | 4 | 4.66 |
| *Apr 19 | at Baylor | 8.0 | 11 | 14 | 11 | 10 | 6 | 4 | 1 | 0 | 0 | 1 | 3 | 1 | 0 | 5-14 | 19-15 | 4 | 4.87 |
| *Apr 20 | at Baylor | 9.0 | 9 | 4 | 4 | 6 | 7 | 2 | 0 | 1 | 1 | 0 | 1 | 2 | 0 | 8-4 | 20-15 | 4 | 4.84 |
| *Apr 21 | at Baylor | 8.0 | 7 | 2 | 2 | 1 | 6 | 2 | 0 | 1 | 0 | 0 | 1 | 2 | 0 | 12-2 | 21-15 | 4 | 4.78 |
| Apr 23 | at Nebraska | 9.0 | 8 | 4 | 4 | 7 | 10 | 2 | 0 | 1 | 0 | 0 | 3 | 2 | 0 | 9-4 | 22-15 | 4 | 4.75 |
| *Apr 26 | TEXAS TECH | 9.0 | 9 | 3 | 3 | 1 | 10 | 1 | 0 | 0 | 0 | 0 | 0 | 0 | 0 | 4-3 | 23-15 | 4 | 4.71 |
| *Apr 27 | TEXAS TECH | 9.0 | 4 | 2 | 2 | 3 | 8 | 3 | 0 | 0 | 0 | 0 | 1 | 0 | 0 | 11-2 | 24-15 | 4 | 4.64 |
| *Apr 28 | TEXAS TECH | 9.0 | 8 | 3 | 3 | 3 | 10 | 1 | 1 | 0 | 0 | 0 | 0 | 0 | 0 | 7-3 | 25-15 | 4 | 4.59 |
| May 01 | WICHITA STATE | 9.0 | 3 | 1 | 1 | 2 | 9 | 1 | 1 | 0 | 0 | 0 | 1 | 1 | 0 | 8-1 | 26-15 | 4 | 4.50 |
| *May 03 | at Kansas State | 8.0 | 10 | 3 | 3 | 4 | 0 | 1 | 0 | 0 | 0 | 0 | 0 | 3 | 1 | 2-3 | 26-16 | 4 | 4.48 |
| *May 04 | at Kansas State | 9.0 | 6 | 0 | 0 | 3 | 8 | 1 | 0 | 0 | 0 | 0 | 1 | 2 | 0 | 4-0 | 27-16 | 5 | 4.37 |
| *May 05 | at Kansas State | 8.0 | 7 | 4 | 4 | 4 | 12 | 0 | 0 | 0 | 0 | 1 | 0 | 0 | 0 | 2-4 | 27-17 | 5 | 4.38 |
| *May 10 | HOUSTON | 9.0 | 13 | 13 | 11 | 9 | 10 | 4 | 1 | 3 | 1 | 0 | 4 | 0 | 0 | 5-13 | 27-18 | 5 | 4.53 |
| *May 11 | HOUSTON | 9.0 | 14 | 9 | 9 | 4 | 12 | 2 | 0 | 3 | 2 | 0 | 1 | 0 | 0 | 11-9 | 28-18 | 6 | 4.63 |
| *May 12 | HOUSTON | 9.0 | 10 | 6 | 5 | 2 | 12 | 2 | 0 | 1 | 0 | 0 | 0 | 0 | 0 | 9-6 | 29-18 | 6 | 4.63 |
| Totals | | 411.2 | 420 | 250 | 212 | 185 | 429 | 74 | 13 | 37 | 22 | 3 | 58 | 44 | 2 | 354-250 | 29-18 | 6 | 4.63 |

BOX SCORES

1 ILLINOIS-CHICAGO 11, KANSAS 9 Feb. 16, 2024 | Corpus Christi, Texas | Whataburger Field

Illinois-Chicago 11 (1-0) Kansas 9 (0-1) Player ab r h rbi bb so po a lob... Score by Innings 1 2 3 4 5 6 7 8 9 R H E

Score by Innings 1 2 3 4 5 6 7 8 9 R H E Illinois-Chicago 1 0 2 3 3 0 0 2 0 11 9 0 Kansas 0 0 0 0 1 0 0 4 4 9 11 2

E - Hartl, B.; Brooks, M.. DP - UIC 2; KU 1. LOB - UIC 8; KU 12. 2B - NAGELBACH; Shojinaga, K; Brooks, M.; Wisdom, T.. 3B - HENKLE; HARRIS; ZIELINSKI. HR - Shojinaga, K. 2. HBP - ROBERTS; Cranford, C.; Jans, C.. SB - PETERSEN. CS - ZIELINSKI.

Illinois-Chicago ip h r er bb so ab bf np... Kansas ip h r er bb so ab bf np

Win - SCHUELER (1-0). Loss - Dutton, R. (0-1). Save - None. WP - ZAHORA. HBP - by Shaw, E. (ROBERTS); by ZAHORA (Cranford, C.); by ZAHORA (Jans, C.). Pitches/strikes: SCHUELER 87/58; WACHOWIAK 18/9; HAWKINS 19/10; ZAHORA 16/7; WHITE 48/26; LAWLER 10/7; Dutton, R. 56/33; Shaw, E. 43/23; Brasosky, G. 38/24; Cain, T. 34/20; Moore, C. 7/4; Crawford, K. 14/9.

Umpires - HP: Matt Stellges 1B: Javier Cantu 2B: Thomas Walkoviak 3B: Jared Higdon Start: 6:32 pm Time: 3:34 Attendance: 212 Weather: 63, overcast Brasosky, G. faced 1 batter in the 7th. ZAHORA faced 4 batters in the 8th.

2 ILLINOIS-CHICAGO 13, KANSAS 6 Feb. 17, 2024 | Corpus Christi, Texas | Whataburger Field

Illinois-Chicago 13 (2-0) Kansas 6 (0-2) Player ab r h rbi bb so po a lob... Score by Innings 1 2 3 4 5 6 7 8 9 R H E

Score by Innings 1 2 3 4 5 6 7 8 9 R H E Illinois-Chicago 0 0 2 1 0 2 0 5 3 13 15 0 Kansas 0 0 0 2 0 0 3 1 0 6 8 3

E - Diggins, C. 2; Voegelé, D.. DP - UIC 1. LOB - UIC 15; KU 9. 2B - Diggins, C.. HR - HARRIS; Hartl, B.. HBP - COLON; EWELL; Nett, J.; Combs, C.. SH - HARRIS. SF - NAGELBACH. SB - ZIELINSKI 2.

Illinois-Chicago ip h r er bb so ab bf np... Kansas ip h r er bb so ab bf np

Win - TRAPANI (1-0). Loss - Dougan, K. (0-1). Save - None. WP - TRAPANI; Voegelé, D.. HBP - by Voegelé, D. (COLON); by TRAPANI (Nett, J.); by Lanthier, E. (EWELL); by LAWLER (Combs, C.). Pitches/strikes: BAK, Brandon 88/48; TRAPANI 56/31; LAWLER 28/18; Voegelé, D. 71/47; Adler, G. 59/38; Dougan, K. 32/16; Lanthier, E. 31/18; Cranton, H. 27/17.

Umpires - HP: Javier Cantu 1B: Thomas Walkoviak 2B: Jared Higdon 3B: Matt Stellges Start: 3:02 pm Time: 3:31 Attendance: 202 Weather: 47, overcast + windy Dougan, K. faced 1 batter in the 8th. TRAPANI faced 2 batters in the 8th.

3 KANSAS 8, ILLINOIS-CHICAGO 2 Feb. 18, 2024 | Corpus Christi, Texas | Whataburger Field

Illinois-Chicago 2 (2-1) Kansas 8 (1-2) Player ab r h rbi bb so po a lob... Score by Innings 1 2 3 4 5 6 7 8 9 R H E

Score by Innings 1 2 3 4 5 6 7 8 9 R H E Illinois-Chicago 0 0 0 0 0 0 0 1 1 2 10 0 Kansas 0 0 0 4 3 0 0 1 X 8 6 0

DP - KU 3. LOB - UIC 6; KU 4. 2B - BESSETTE(1); ZIELINSKI(1); Shojinaga, K(2); Hartl, B.(1). HR - SNYDER; Hartl, B.(2); English, J. 2(2). HBP - Combs, C. 3.

Illinois-Chicago ip h r er bb so ab bf np... Kansas ip h r er bb so ab bf np

Win - Steitz, P. (1-0). Loss - LYONS (0-1). Save - None. WP - Steitz, P.. HBP - by LYONS (Combs, C.); by LYONS (Combs, C.); by VERCIGLIO (Combs, C.). Pitches/strikes: LYONS 78/50; VERCIGLIO 36/22; MILLSAP 8/7; Steitz, P. 92/61; Cashero, H. 20/12; Bradford, E. 15/7; Moore, C. 18/11.

Umpires - HP: Thomas Walkoviak 1B: Jared Higdon 2B: Matt Stellges 3B: Javier Cantu Start: 1:03 pm Time: 2:33 Attendance: 218 Weather: 52, sunny Bradford, E. faced 3 batters in the 8th.

4 KANSAS 13, TEXAS A&M-CORPUS CHRISTI 7 Feb. 20, 2024 | Corpus Christi, Texas | Whataburger Field

A&M Corpus Christi 7 (2-3) Kansas 13 (2-2) Player ab r h rbi bb so po a lob... Score by Innings 1 2 3 4 5 6 7 8 9 R H E

Score by Innings 1 2 3 4 5 6 7 8 9 R H E A&M Corpus Christi 1 3 0 2 0 1 0 0 0 7 10 0 Kansas 0 5 1 0 1 0 1 5 X 13 14 2

E - Diggins, C.(3); Cranford, C.(1). DP - AMCC 1. LOB - AMCC 6; KU 10. 2B - Blount, J.(1); Brooks, M.(2). HR - Shojinaga, K(3); Ashby, L.(1); English, J.(3); Cranford, C.(1). HBP - Reisdorph, C. SH - Webb, I.(1); Kerr, D.(1); Trinidad, S.(1). SF - Nett, J.(1); English, J.(1). SB - Webb, I.(2); McEnroe, T.(1). CS - Kerr, D.(1).

A&M Corpus Christi ip h r er bb so ab bf np... Kansas ip h r er bb so ab bf np

Win - Cranton, H. (1-0). Loss - Dean, A. (0-1). Save - None. WP - Stuart, D.(2). HBP - by Cain, T. (Reisdorph, C.). Pitches/strikes: Stuart, D. 68/40; Soliz, C. 42/18; Dean, A. 28/16; Hill, J. 19/12; Sendejas, A. 5/1; Feltz, S. 5/3; McTyre, J. 19/6; Cain, T. 30/21; Brasosky, G. 29/21; Adler, G. 40/24; Cranton, H. 10/8; Shaw, E. 15/12; Lanthier, E. 12/7.

Umpires - HP: Randy Rosenberg 1B: Jared Higdon 2B: Javier Cantu 3B: Matthew Hanson Start: 6:01 pm Time: 3:03 Attendance: 376 Weather: 71, sunny Hill, J. faced 3 batters in the 8th. Sendejas, A. faced 1 batter in the 8th.



BOX SCORES

13

KANSAS 8, #3 TCU 4

March 9, 2024 | Lawrence, Kan. | Hogleund Ballpark

TCU 4 (13-2,0-2 Big 12)

Player ab r h rbi bb so po a lob... Chatagnier, Peyton 2b 4 1 0 0 0 2 0 3 1

Kansas 8 (9-4,2-0 Big 12)

Player ab r h rbi bb so po a lob... Nett, John cf 4 2 2 1 0 0 3 0 1

Score by Innings

TCU 0 0 0 2 0 0 1 1 0 4 4 0
Kansas 1 0 0 0 2 3 2 0 X 8 12 1

E - Shojinaga, K(1), DP - KU 1, LOB - TCU 9; KU 7. 2B - Shojinaga, K 2(5); Cranford, C.(2), 3B - Nett, J.(1);

TCU ip h r er bb so ab bf np... Klecker, Kole 5.1 8 5 5 0 3 23 24 85

Kansas ip h r er bb so ab bf np... Voegelé, Dominic 5.0 3 2 2 3 5 19 24 98

W - Voegelé, D. (2-0). Loss - Klecker (0-1). Save - None.
HBP - by Voegelé, D. (Silva); by Voegelé, D. (Bassee); by Lanthier, E. (Chatagnier); by Cain, T. (Byrne); by Bixby

Umpires - HP: Greg Stanzak 1B: Joe Brown 2B: Jason Blackburn 3B: Matt Anderson
Start: 2:05 pm Time: 2:49 Attendance: 908
Weather: 53, sunny
Voegelé, D. faced 1 batter in the 6th.
Lanthier, E. faced 3 batters in the 7th.

14

#3 TCU 13, KANSAS 4

March 10, 2024 | Lawrence, Kan. | Hogleund Ballpark

TCU 13 (14-2,1-2 Big 12)

Player ab r h rbi bb so po a lob... Chatagnier, Peyton 2b 3 1 0 1 1 2 3 3 0

Kansas 4 (9-5,2-1 Big 12)

Player ab r h rbi bb so po a lob... Nett, John cf 3 1 1 0 1 1 1 1 1

Score by Innings

TCU 0 1 0 0 0 4 0 0 8 13 15 1
Kansas 4 0 0 0 0 0 0 0 4 8 2

E - Silva(2); Shojinaga, K 2(3), DP - TCU 3; KU 3. LOB - TCU 10; KU 9. 2B - Myers(5); Maxwell 2(8); Silva(4);

TCU ip h r er bb so ab bf np... Sloan, Braeden 2.1 4 4 4 2 2 12 15 55

Kansas ip h r er bb so ab bf np... Stetiz, Patrick 4.0 3 1 1 2 3 14 16 72

W - Cawyer (5-0). Loss - Moore, C. (0-1). Save - None.
WP - Sloan(3); Brasosky, G.(1); Bradford, E. 2(2). HBP - by Sloan (Reeder, J.); by Brasosky, G. (Chatagnier); by

Umpires - HP: Joe Brown 1B: Jason Blackburn 2B: Matt Anderson 3B: Greg Stanzak
Start: 12:05 pm Time: 3:38 Attendance: 1110
Weather: 54, sunny
Brasosky, G. faced 2 batters in the 6th.
Cawyer faced 1 batter in the 6th.

15

MISSOURI 5, KANSAS 4 (10 INN.)

March 12, 2024 | Lawrence, Kan. | Hogleund Ballpark

Missouri 5 (9-8)

Player ab r h rbi bb so po a lob... Garcia, Matt ss 4 1 1 0 0 2 0 1 3

Kansas 4 (9-6)

Player ab r h rbi bb so po a lob... Nett, John cf 5 1 3 0 0 0 2 0 2

Score by Innings

Missouri 0 0 3 0 0 0 0 0 0 2 5 8 0
Kansas 0 2 0 0 0 0 0 1 0 1 4 9 1

E - Shaw, E.(1), DP - MIZ 2; KU 1. LOB - MIZ 10; KU 9. 2B - Daniels(1); Hernandez(5); Nett, J. 2(7); Shojinaga,

Missouri ip h r er bb so ab bf np... Wissler, Daniel 4.0 3 2 2 2 2 13 15 57

Kansas ip h r er bb so ab bf np... Shaw, Evan 4.0 6 3 2 2 5 17 19 67

W - Cain, T. 2(2). HBP - by Cain, T. (Garcia); by Lucas (Kozzewski, M). Pitches/strikes: Wissler 57/32; Miller

Umpires - HP: Greg Harmon 1B: Clint Wheeler 2B: Carlos Martinez 3B: Ryan Carle
Start: 6:06 pm Time: 3:07 Attendance: 1512
Weather: 73, partly cloudy

16

KANSAS 14, CINCINNATI 4

March 15, 2024 | Cincinnati, Ohio | UC Baseball Stadium

Kansas 14 (10-6,3-1 Big 12)

Player ab r h rbi bb so po a lob... Nett, John cf 6 1 2 2 0 2 2 0 2

Cincinnati 4 (10-9,1-3 Big 12)

Player ab r h rbi bb so po a lob... Cross, Kerrington 3b 4 0 0 0 1 2 1 0 1

Score by Innings

Kansas 0 2 0 4 1 5 0 0 2 14 15 0
Cincinnati 0 0 0 1 0 3 0 0 0 4 8 1

E - Vidourek, L.(2). LOB - Kansas 14; Cincinnati 11. 2B - Shojinaga, K(7); Cranford, C.(4); Leto, L.(2);

Kansas ip h r er bb so ab bf np... Dutton, Reese 6.0 6 4 3 2 6 24 28 101

Cincinnati ip h r er bb so ab bf np... Logue, Seth 3.1 6 6 6 4 2 16 20 81

W - Dutton, R. (4-1). Loss - Logue, S. (0-2). Save - None.
WP - Garula, B(2); Shea, A.(2). HBP - by Dutton, R. (Jesse, H.); by Dutton, R. (Mitchelle, C., BK - Dutton, R.(1).

Umpires - HP: Grady Smith 1B: Daniel Jimenez 2B: Ronnie Whiting 3B: Jim Schaly
Start: 5:00 PM Time: 3:20 Attendance: 317
Weather: 50s, cloudy
Parnell, S. faced 3 batters in the 6th.



BOX SCORES

21

UCF 6, KANSAS 2

March 23, 2024 | Lawrence, Kan. | Hoglund Ballpark

UCF 6 (14-6,3-5 Big 12)

Player ab r h rbi bb so po a lob
Preveski, Matt lf 4 1 2 2 0 1 2 0 0
Zyska, Jack rf 5 1 1 0 0 2 3 0 1
Boedicker, Lex lb 4 1 1 0 1 1 7 2 0

Kansas 2 (12-9,4-4 Big 12)

Player ab r h rbi bb so po a lob
Nett, John cf 4 0 1 0 1 1 1 0 0
Shojnaga, Kodey 2b/3b 5 0 0 0 0 2 1 3
Ashby, Lenny dh 3 0 1 0 1 0 0 0 0

Score by Innings
UCF 0 0 1 1 0 0 1 1 2 6 9 0
Kansas 0 0 0 2 0 0 0 0 0 2 7 3

E - English, J.(2); Hartl, B.(3); Leto, L.(3). DP - UCF 2; KU 1. LOB - UCF 8; KU 9. 2B - Calise, B(1); Ashby, L.(4); Cranford, C.(6); Brooks, M. 2(7). HBP - Sundean, A 2; Cranford, C.. SH - Kluska, M 2(5). SF - Preveski, M(2). SB - Preveski, M(1); Calabro, A(1); Calise, B(1). CS - Cranford, C.(1).

UCF ip h r er bb so ab bf np
Staglano, Dom 4.0 5 2 2 2 2 17 19 82
Kramer, Kyle 2.2 1 0 0 1 1 7 9 38
Centala, Chase 2.1 1 0 0 2 3 8 10 43

Kansas ip h r er bb so ab bf np
Voegele, Dominic 6.0 3 2 1 1 4 19 25 83
Cain, Tegan 2.0 3 2 2 2 5 9 11 44
Moore, Cooper 1.0 3 2 2 0 0 5 5 12

Win - Kramer, K (3-0). Loss - Cain, T. (0-2). Save - Centala, C (5).
WP - Voegele, D.(2); Cain, T.(3). HBP - by Voegele, D. (Sundean, A); by Kramer, K (Cranford, C.). Pitches/strikes: Staglano, D 82/52; Kramer, K 38/19; Centala, C 43/26; Voegele, D. 83/52; Cain, T. 44/25; Moore, C. 12/9.

Umpires - HP: Clint Wheeler 1B: Tim Cordell 2B: Ryan Karle 3B: Chris Coskey
Start: 1:05 pm Time: 3:08 Attendance: 323
Weather: 47, sunny
Staglano, D faced 1 batter in the 5th.

22

UCF 4, KANSAS 1

March 23, 2024 | Lawrence, Kan. | Hoglund Ballpark

UCF 4 (15-6,4-5 Big 12)

Player ab r h rbi bb so po a lob
Preveski, Matt lf 5 0 0 0 0 1 1 0 0
Zyska, Jack rf 5 2 3 1 0 0 7 0 1
Boedicker, Lex lb 5 0 1 0 0 2 7 0 1

Kansas 1 (12-10,4-5 Big 12)

Player ab r h rbi bb so po a lob
Hartl, Ben 1b 3 1 1 0 0 0 7 1 1
Shojnaga, Kodey 2b/3b 4 0 0 0 0 0 1 0 1
English, Jake c 4 0 1 0 0 3 8 0 0

Score by Innings
UCF 1 0 0 0 1 0 2 0 0 4 11 1
Kansas 1 0 0 0 0 0 0 0 0 1 4 1

E - Brait, A(3); Hartl, B.(4). DP - UCF 2. LOB - UCF 8; KU 5. 2B - Zyska, J(4); Calise, B(2). HBP - Hartl, B.; Jans, C.. SH - Kluska, M(6). SB - Zyska, J(3); Calise, B(2); Hartl, B.(1); Cranford, C.(3). CS - Calise, B(1).

UCF ip h r er bb so ab bf np
Hartley, Wiley 6.0 4 1 1 1 2 21 24 81
Castellano, Dominic 3.0 0 0 0 0 0 3 9 40

Kansas ip h r er bb so ab bf np
Steitz, Patrick 1.2 1 1 0 1 2 7 8 37
Brasosky, Gavin 3.0 2 1 1 0 2 11 11 37
Dougan, Kolby 1.0 2 0 0 0 5 5 14

Win - Hartley, W (2-1). Loss - Brasosky, G. (1-1). Save - Castellano (1).
WP - Castellano(5). HBP - by Hartley, W (Jans, C.); by Hartley, W (Hartl, B.). Pitches/strikes: Hartley, W 81/50; Castellano 40/27; Steitz, P. 37/20; Brasosky, G. 37/27; Dougan, K. 14/9; Bradford, E. 6/4; Trumper, T. 12/9; Shaw, E. 15/11; Cranton, H. 13/11.

Umpires - HP: Tim Cordell 1B: Ryan Karle 2B: Chris Coskey 3B: Clint Wheeler
Start: 4:58 pm Time: 2:47 Attendance: 705
Weather: 46, cloudy
Hartley, W faced 1 batter in the 7th.

23

KANSAS 11, BYU 1

March 28, 2024 | Provo, Utah | Miller Park

Kansas 11 (13-10,5-5 Big 12)

Player ab r h rbi bb so po a lob
Nett, John cf 5 1 1 1 0 1 4 0 0
Shojnaga, Kodey 2b/3b 4 2 2 0 1 0 0 1 1
Ashby, Lenny dh 4 1 1 1 1 0 0 0 0

BYU 1 (11-12,4-6 Big 12)

Player ab r h rbi bb so po a lob
Anderson, Luke lf 5 0 2 0 0 1 1 0 2
Robinson, Crew 2b 4 0 1 0 0 0 2 4 1
Jones, Easton 3b 4 0 0 0 0 2 0 2 0

Score by Innings
Kansas 4 0 1 0 1 2 0 1 2 11 14 2
BYU 0 0 0 1 0 0 0 0 0 1 6 0

E - Cranford, C.(4); Dutton, R.(1). LOB - KU 7; Cougars 9. 2B - Shojnaga, K(9); English, J.(6); Hartl, B. 2(4); Cranford, C.(7); Leto, L.(3); Anderson, L.(6). HR - Nett, J.(1); English, J.(7); Brooks, M.(3); Hurdsmann, B.(4). HBP - Hartl, B. 2; Vest, C.; Goff, P..

Kansas ip h r er bb so ab bf np
Dutton, Reese 8.0 6 1 1 1 12 31 33 106
Cashero, Hunter 1.0 0 0 0 0 1 3 4 14

BYU ip h r er bb so ab bf np
Hansen, Ben 5.0 7 6 6 2 4 22 26 91
Porter, Jake 3.0 5 3 3 0 1 14 14 51
Gubler, Payton 1.0 2 2 2 0 1 5 5 17

Win - Dutton, R. (6-1). Loss - Hansen, Be. (3-3). Save - None.
WP - Gubler, P.(2). HBP - by Hansen, Be. (Hartl, B.); by Dutton, R. (Vest, C.); by Hansen, Be. (Hartl, B.); by Cashero, H. (Goff, P.). Pitches/strikes: Dutton, R. 106/75; Cashero, H. 14/8; Hansen, Be. 91/59; Porter, J. 51/32; Gubler, P. 17/9.

Umpires - HP: Christopher Griffith 1B: Matt McKendry 2B: Doug Williams 3B: Joshua Nolan
Start: 1 p.m. Time: 3:04 Attendance: 919
Weather: Overcast/Rainy, 48

24

KANSAS 4, BYU 3

March 29, 2024 | Provo, Utah | Miller Park

Kansas 4 (14-10,6-5 Big 12)

Player ab r h rbi bb so po a lob
Nett, John cf 4 1 1 0 0 1 3 0 0
Shojnaga, Kodey 2b/3b 4 0 0 0 0 0 1 1 1
Ashby, Lenny dh 3 1 0 0 1 1 0 0 0

BYU 3 (11-13,4-7 Big 12)

Player ab r h rbi bb so po a lob
Anderson, Luke lf 4 0 0 0 1 2 0 0 0
Robinson, Crew 2b 3 0 0 1 0 0 2 3 3
Jones, Easton 3b 3 0 0 0 1 1 0 7 2

Score by Innings
Kansas 0 0 0 1 0 3 0 0 0 4 8 1
BYU 0 0 0 0 1 0 1 0 1 3 7 2

E - Jans, C.(1); Beck, C. 2(4). DP - Cougars 3. LOB - KU 4; Cougars 7. 2B - Nett, J.(8); English, J.(7); Cranford, C.(8); Aloy, K.(5); Hurdsmann, B.(4). HR - English, J.(8). HBP - Beck, C.. SF - Robinson, C.(1); Painter, K.(1). SB - Hurdsmann, B.(2). CS - Reuter, C.(1).

Kansas ip h r er bb so ab bf np
Voegele, Dominic 6.0 5 1 1 1 2 4 22 24 87
Cain, Tegan 2.0 1 1 1 1 3 6 9 36
Cranton, Hunter 1.0 1 1 0 0 2 3 4 14

BYU ip h r er bb so ab bf np
Robison, Bryce 6.1 8 4 4 1 4 27 28 91
Olson, Mason 2.2 0 0 0 0 2 7 7 28

Win - Voegele, D. (3-1). Loss - Robison, B. (2-2). Save - Cranton, H. (2).
WP - Cain, T.(4). HBP - by Cain, T. (Beck, C.). Pitches/strikes: Voegele, D. 87/52; Cain, T. 36/23; Cranton, H. 14/12; Robison, B. 91/57; Olson, M. 28/17.

Umpires - HP: Matt McKendry 1B: Doug Williams 2B: Joshua Nolan 3B: Christopher Griffith
Start: 12:30 pm Time: 2:20 Attendance: 919
Weather: Partly cloudy, 43

BOX SCORES

25 KANSAS 8, BYU 5
March 29, 2024 | Provo, Utah | Miller Park

| Kansas 8 (15-10,7-5 Big 12) | | | | | | | | | | | BYU 5 (11-14,4-8 Big 12) | | | | | | | | | | |
|-----------------------------|----|---|----|-----|----|----|----|---|-----|--|--------------------------|----|---|---|-----|----|----|----|----|-----|--|
| Player | ab | r | h | rbi | bb | so | po | a | lob | | Player | ab | r | h | rbi | bb | so | po | a | lob | |
| Nett, John cf | 4 | 3 | 2 | 1 | 1 | 1 | 1 | 0 | | | Anderson, Luke rf/lf | 5 | 0 | 0 | 0 | 0 | 3 | 4 | 0 | 6 | |
| Shojinaga, Kodey 2b | 5 | 1 | 3 | 3 | 0 | 0 | 2 | 1 | 1 | | Robinson, Crew 2b | 5 | 1 | 2 | 0 | 0 | 2 | 3 | 3 | 0 | |
| Asbly, Lenny dh | 3 | 1 | 1 | 1 | 1 | 0 | 0 | 0 | 0 | | Jones, Easton 3b | 5 | 1 | 2 | 1 | 0 | 3 | 1 | 3 | 0 | |
| English, Jake 1b/c | 3 | 1 | 0 | 0 | 2 | 0 | 7 | 0 | 1 | | Reuter, Collin c | 4 | 1 | 1 | 0 | 1 | 1 | 7 | 2 | 0 | |
| Harti, Ben c/1b | 5 | 0 | 2 | 1 | 0 | 2 | 1 | 1 | 2 | | Vest, Cooper 1b | 2 | 1 | 0 | 0 | 1 | 2 | 9 | 0 | 0 | |
| Brooks, Michael 3b | 4 | 1 | 1 | 0 | 0 | 1 | 0 | 2 | 2 | | Aloy, Kuhio dh | 3 | 0 | 1 | 1 | 0 | 1 | 0 | 0 | 1 | |
| Cranford, Collier ss | 3 | 0 | 1 | 1 | 0 | 0 | 3 | 2 | 0 | | Hurdsmann, Bryker cf/rf | 1 | 1 | 0 | 0 | 2 | 1 | 2 | 0 | 0 | |
| Jans, Chase lf | 3 | 0 | 1 | 1 | 0 | 1 | 0 | 0 | 1 | | Beck, Chipper ss | 3 | 0 | 1 | 1 | 0 | 0 | 0 | 4 | 0 | |
| Reeder, Janson rf | 2 | 0 | 1 | 0 | 0 | 1 | 0 | 0 | 0 | | Schow, Ryker lf | 0 | 0 | 0 | 0 | 1 | 0 | 0 | 0 | 0 | |
| Combs, Cooper ph | 0 | 1 | 0 | 0 | 1 | 0 | 0 | 0 | 0 | | Painter, Keoni ph/cf | 1 | 0 | 0 | 0 | 0 | 0 | 1 | 0 | 0 | |
| Koszewski, Mike rf | 1 | 0 | 0 | 0 | 0 | 2 | 0 | 0 | 0 | | Goff, Parker ph | 1 | 0 | 1 | 2 | 0 | 0 | 0 | 0 | 0 | |
| Shaw, Evan p | 0 | 0 | 0 | 0 | 0 | 0 | 0 | 0 | 0 | | McChesney, Crew pr/lf | 0 | 0 | 0 | 0 | 1 | 0 | 0 | 0 | 0 | |
| Moore, Cooper p | 0 | 0 | 0 | 0 | 0 | 1 | 1 | 0 | 0 | | Coon, Hayden p | 0 | 0 | 0 | 0 | 0 | 0 | 1 | 0 | 0 | |
| Bradford, Ethan p | 0 | 0 | 0 | 0 | 0 | 0 | 0 | 0 | 0 | | Dahle, Candon p | 0 | 0 | 0 | 0 | 0 | 0 | 0 | 0 | 0 | |
| Dougan, Kolby p | 0 | 0 | 0 | 0 | 0 | 0 | 0 | 0 | 0 | | Mabeus, Boston p | 0 | 0 | 0 | 0 | 0 | 0 | 0 | 0 | 0 | |
| Lanthier, Ethan p | 0 | 0 | 0 | 0 | 0 | 0 | 0 | 0 | 0 | | Clawson, Cutter p | 0 | 0 | 0 | 0 | 0 | 0 | 0 | 0 | 0 | |
| Cranton, Hunter p | 0 | 0 | 0 | 0 | 0 | 0 | 0 | 0 | 0 | | Cushing, Stone p | 0 | 0 | 0 | 0 | 0 | 0 | 0 | 0 | 0 | |
| Totals | 33 | 8 | 12 | 8 | 5 | 7 | 27 | 8 | 7 | | Totals | 30 | 5 | 8 | 5 | 6 | 13 | 27 | 13 | 8 | |

| Score by Innings | 1 | 2 | 3 | 4 | 5 | 6 | 7 | 8 | 9 | R | H | E |
|------------------|---|---|---|---|---|---|---|---|---|---|----|---|
| Kansas | 0 | 0 | 0 | 2 | 1 | 4 | 0 | 0 | 1 | 8 | 12 | 0 |
| BYU | 0 | 0 | 0 | 0 | 0 | 4 | 1 | 0 | 0 | 5 | 8 | 1 |

E - Beck, C.(6); DP - KU 1; Cougars 1. LOB - KU 7; Cougars 8. 2B - Nett, J.(10); Shojinaga, K(11); Brooks, M.(9). HR - Shojinaga, K(5); Jones, E.(8). HBP - Vest, C.; Hurdsmann, B. SH - Brooks, M.(2); Beck, C.(4). SF - Ashby, L.(2); Cranford, C.(4); Jans, C.(2); Aloy, K.(4). CS - Cranford, C.(3); Jans, C.(2); Reuter, C.(3).

| Kansas | ip | r | h | er | bb | so | ab | bf | np | BYU | ip | r | h | er | bb | so | ab | bf | np |
|-----------------|-----|---|---|----|----|----|----|----|----|-----------------|-----|---|---|----|----|----|----|----|----|
| Shaw, Evan | 4.0 | 3 | 0 | 0 | 2 | 7 | 13 | 16 | 69 | Coon, Hayden | 4.0 | 5 | 2 | 0 | 1 | 1 | 14 | 17 | 55 |
| Moore, Cooper | 1.1 | 2 | 2 | 2 | 1 | 4 | 6 | 21 | | Dahle, Candon | 1.0 | 1 | 1 | 1 | 2 | 2 | 3 | 6 | 31 |
| Bradford, Ethan | 0.1 | 1 | 2 | 2 | 0 | 1 | 4 | 18 | | Mabeus, Boston | 1.0 | 4 | 4 | 4 | 1 | 1 | 5 | 7 | 29 |
| Dougan, Kolby | 0.2 | 2 | 1 | 1 | 0 | 4 | 4 | 17 | | Clawson, Cutter | 2.1 | 2 | 1 | 1 | 0 | 1 | 9 | 9 | 30 |
| Lanthier, Ethan | 1.2 | 0 | 0 | 0 | 1 | 3 | 5 | 32 | | Cushing, Stone | 0.2 | 0 | 0 | 0 | 1 | 2 | 3 | 3 | 10 |
| Cranton, Hunter | 1.0 | 0 | 0 | 0 | 2 | 3 | 3 | 12 | | | | | | | | | | | |

Win - Shaw, E. (1-0). Loss - Coon, H. (1-1). Save - Cranton, H. (3).
WP - Dahle, C.(4); Mabeus, B.(3). HBP - by Shaw, E. (Hurdsmann, B.); by Lanthier, E. (Vest, C.); Pitches/strikes: Shaw, E. 69/44; Moore, C. 21/12; Bradford, E. 18/8; Dougan, K. 17/9; Lanthier, E. 32/18; Cranton, H. 12/7; Coon, H. 55/34; Dahle, C. 31/15; Mabeus, B. 29/16; Clawson, C. 30/21; Cushing, S. 10/7.

Umpires - HP: Doug Williams 1B: Joshua Nolan 2B: Christopher Griffith 3B: Matt McKendry
Start: 3:30 pm Time: 3:05 Attendance: 1206
Weather: Partly Cloudy, 52
Shaw, E. faced 2 batters in the 5th.

26 WICHITA STATE 7, KANSAS 6
April 3, 2024 | Wichita, Kan. | Eck Stadium

| Kansas 6 (15-11) | | | | | | | | | | | Wichita State 7 (19-10) | | | | | | | | | | |
|------------------------|----|---|----|-----|----|----|----|----|-----|--------------------|-------------------------|----|----|---|-----|----|----|----|---|-----|--|
| Player | ab | r | h | rbi | bb | so | po | a | lob | | Player | ab | r | h | rbi | bb | so | po | a | lob | |
| Nett, John cf | 5 | 2 | 3 | 1 | 0 | 0 | 1 | 0 | 2 | | Johnson, Camden 3b | 5 | 1 | 2 | 1 | 0 | 1 | 2 | 2 | 3 | |
| Shojinaga, Kodey 2b/3b | 5 | 0 | 1 | 0 | 1 | 1 | 3 | 0 | | Johnson, Dayvin cf | 5 | 2 | 2 | 0 | 0 | 2 | 1 | 0 | 0 | | |
| English, Jake c | 3 | 1 | 1 | 0 | 2 | 1 | 1 | 1 | 1 | | Rogers, Jordan 2b | 4 | 2 | 3 | 0 | 1 | 1 | 1 | 4 | 1 | |
| Harti, Ben 1b | 4 | 1 | 2 | 2 | 1 | 2 | 8 | 0 | 0 | | Gustafson, Jaden lf | 4 | 0 | 0 | 0 | 2 | 2 | 0 | 1 | 0 | |
| Brooks, Michael 3b/2b | 4 | 1 | 1 | 0 | 1 | 1 | 3 | 1 | 3 | | Williams, Mauricio dh | 2 | 1 | 0 | 0 | 1 | 2 | 0 | 0 | 0 | |
| Asbly, Lenny rf | 3 | 0 | 1 | 1 | 0 | 1 | 0 | 0 | 2 | | Millan, Mauricio c/1b | 4 | 0 | 2 | 3 | 0 | 0 | 7 | 4 | 0 | |
| Koszewski, Mike pr/rf | 2 | 0 | 0 | 0 | 0 | 1 | 0 | 2 | | Stroh, Seth rf | 4 | 1 | 2 | 2 | 0 | 2 | 1 | 1 | 2 | | |
| Cranford, Collier ss | 4 | 1 | 1 | 1 | 0 | 1 | 3 | 0 | | Callahan, Ryan 1b | 3 | 0 | 1 | 0 | 0 | 1 | 10 | 0 | 1 | | |
| Reeder, Janson dh | 2 | 0 | 0 | 0 | 2 | 0 | 0 | 0 | | Haworth, Lane ph | 1 | 0 | 0 | 0 | 0 | 0 | 0 | 0 | 0 | | |
| Wisdom, Ty ph/dh | 0 | 0 | 0 | 0 | 2 | 0 | 0 | 0 | | Birge, Alex c | 0 | 0 | 0 | 0 | 0 | 0 | 2 | 1 | 0 | | |
| Combs, Cooper lf | 3 | 0 | 0 | 0 | 0 | 1 | 0 | 1 | | Durkin, Kam ss | 3 | 0 | 0 | 0 | 0 | 1 | 1 | 4 | 0 | | |
| Jans, Chase lf | 1 | 0 | 0 | 0 | 1 | 0 | 0 | 0 | | Hamilton, Brady p | 0 | 0 | 0 | 0 | 0 | 0 | 2 | 0 | 0 | | |
| Easley, J'Briell p | 0 | 0 | 0 | 0 | 0 | 0 | 0 | 0 | | Anderson, Caleb p | 0 | 0 | 0 | 0 | 0 | 0 | 0 | 0 | 0 | | |
| Cashero, Hunter p | 0 | 0 | 0 | 0 | 0 | 0 | 0 | 0 | | Mount, Jack p | 0 | 0 | 0 | 0 | 0 | 0 | 0 | 0 | 0 | | |
| Brasosky, Gavin p | 0 | 0 | 0 | 0 | 0 | 0 | 0 | 0 | | Holmes, Hunter p | 0 | 0 | 0 | 0 | 0 | 0 | 0 | 0 | 0 | | |
| Ireland, Sam p | 0 | 0 | 0 | 0 | 0 | 1 | 0 | 0 | | Wilkinson, Matt p | 0 | 0 | 0 | 0 | 0 | 0 | 0 | 0 | 0 | | |
| Lanthier, Ethan p | 0 | 0 | 0 | 0 | 0 | 0 | 0 | 0 | | Adler, Nate p | 0 | 0 | 0 | 0 | 0 | 0 | 0 | 0 | 0 | | |
| Cain, Tegan p | 0 | 0 | 0 | 0 | 0 | 0 | 0 | 0 | | Totals | 35 | 7 | 12 | 6 | 2 | 12 | 27 | 18 | 9 | | |
| Dougan, Kolby p | 0 | 0 | 0 | 0 | 0 | 0 | 0 | 0 | | | | | | | | | | | | | |
| Cranton, Hunter p | 0 | 0 | 0 | 0 | 0 | 0 | 0 | 0 | | | | | | | | | | | | | |
| Totals | 36 | 6 | 10 | 6 | 6 | 10 | 26 | 10 | 9 | | | | | | | | | | | | |

| Score by Innings | 1 | 2 | 3 | 4 | 5 | 6 | 7 | 8 | 9 | R | H | E |
|------------------|---|---|---|---|---|---|---|---|---|---|----|---|
| Kansas | 1 | 0 | 1 | 0 | 0 | 2 | 0 | 2 | 0 | 6 | 10 | 1 |
| Wichita State | 0 | 0 | 1 | 0 | 3 | 0 | 0 | 2 | 1 | 7 | 12 | 1 |

Note: 2 outs, 1 runner LOB when the game ended.
E - Ireland, S.; Durkin, DP - KU 1; Shockers 1. LOB - KU 9; Shockers 9. 2B - Shojinaga, K; Hartl, B.; Cranford, C.; Rogers, J.; Millan. HR - Johnson, C.; Stroh, S. HBP - Williams, D. 2; Durkin, SH - Gustafson, SF - Millan. SB - Nett, J.; Cranford, C.; Johnson, C..

| Kansas | ip | r | h | er | bb | so | ab | bf | np | Wichita State | ip | r | h | er | bb | so | ab | bf | np | |
|------------------|-----|---|---|----|----|----|----|----|----|-----------------|-----|---|---|----|----|----|----|----|----|--|
| Easley, J'Briell | 2.0 | 3 | 0 | 0 | 0 | 4 | 9 | 10 | 38 | Hamilton, Brady | 5.0 | 4 | 3 | 3 | 3 | 5 | 19 | 22 | 85 | |
| Cashero, Hunter | 0.2 | 1 | 1 | 1 | 1 | 0 | 2 | 5 | 23 | Anderson, Caleb | 1.0 | 2 | 1 | 1 | 1 | 0 | 5 | 6 | 23 | |
| Brasosky, Gavin | 1.1 | 1 | 1 | 1 | 0 | 2 | 5 | 16 | | Mount, Jack | 0.2 | 1 | 0 | 0 | 1 | 1 | 3 | 4 | 15 | |
| Ireland, Sam | 1.0 | 2 | 2 | 2 | 1 | 1 | 5 | 6 | 22 | Holmes, Hunter | 0.1 | 0 | 0 | 0 | 0 | 0 | 1 | 1 | 5 | |
| Lanthier, Ethan | 1.0 | 1 | 0 | 0 | 3 | 4 | 4 | 20 | | Wilkinson, Matt | 0.0 | 1 | 1 | 1 | 0 | 1 | 2 | 8 | | |
| Cain, Tegan | 1.0 | 0 | 0 | 0 | 0 | 1 | 3 | 8 | | Adler, Nate | 2.0 | 2 | 1 | 1 | 0 | 4 | 7 | 33 | | |
| Dougan, Kolby | 1.0 | 2 | 2 | 0 | 0 | 5 | 17 | | | | | | | | | | | | | |
| Cranton, Hunter | 0.2 | 2 | 1 | 1 | 0 | 1 | 3 | 4 | 7 | | | | | | | | | | | |

Win - Adler (1-0). Loss - Cranton, H. (2-1). Save - None.
HBP - by Easley, J. (Durkin); by Cashero, H. (Williams, D.); by Cain, T. (Williams, D.); PB - English, J.; Millan.
Pitches/strikes: Easley, J. 38/26; Cashero, H. 23/10; Brasosky, G. 16/12; Ireland, S. 22/14; Lanthier, E. 20/11; Cain, T. 8/6; Dougan, K. 17/13; Cranton, H. 7/7; Hamilton, B. 85/51; Anderson, C. 23/11; Mount 15/10; Holmes 5/3; Wilkinson 8/2; Adler 33/20.

Umpires - HP: Greg Harmon 1B: Connan Strobel 2B: Casey Moser 3B: Ben Harlow
Start: 6:00 PM Time: 3:28 Attendance: 1784
Weather: 60 degrees, sunny
Brasosky, G. faced 1 batter in the 5th.
Hamilton, B. faced 1 batter in the 6th.
Wilkinson faced 2 batters in the 8th.

27 WEST VIRGINIA 11, KANSAS 10
April 5, 2024 | Lawrence, Kan. | Hoglund Ballpark

| West Virginia 11 (17-12,6-4 Big 12) | | | | | | | | | | | Kansas 10 (15-12,7-6 Big 12) | | | | | | | | | | |
|-------------------------------------|----|---|---|-----|----|----|----|---|-----|--|------------------------------|----|---|---|-----|----|----|----|---|-----|--|
| Player | ab | r | h | rbi | bb | so | po | a | lob | | Player | ab | r | h | rbi | bb | so | po | a | lob | |
| Wetherholt, JJ dh | 4 | 1 | 3 | 2 | 1 | 0 | 0 | 0 | 2 | | Nett, John cf | 4 | 2 | 1 | 1 | 1 | 1 | 6 | 0 | 0 | |
| Perazza, Michael pr/dh | 0 | 0 | 0 | 0 | 0 | 0 | 0 | 0 | 0 | | Shojinaga, Kodey 2b | 5 | 1 | 0 | 0 | 1 | 1 | 2 | 3 | 4 | |
| Sauve, Logan c | 6 | 2 | 2 | 0 | 0 | 1 | 6 | 0 | 2 | | English, Jake c | 3 | 2 | 3 | 4 | 1 | 0 | 9 | 1 | 0 | |
| White, Sam rf | 4 | 1 | 2 | 1 | 0 | 1 | 2 | 0 | 0 | | Harti, Ben 1b | 3 | 1 | 1 | 1 | 2 | 0 | 4 | 1 | 1 | |
| Chumley, Reed 3b/2b | 4 | 1 | 2 | 1 | 1 | 0 | 0 | 3 | 1 | | Koszewski, Mike pr/rf | 0 | 1 | 0 | 0 | 0 | 0 | 0 | 0 | 0 | |
| Hussey, Grant 1b | 5 | 1 | 1 | 2 | 0 | 3 | 11 | 0 | 2 | | Brooks, Michael 3b | 4 | 0 | 1 | 1 | 0 | 0 | 0 | 1 | 3 | |
| West, Kyle lf | 5 | 2 | 2 | 2 | 0 | 2 | 0 | 0 | 0 | | Cranford, Collier ss | 5 | 0 | 0 | 1 | 0 | 0 | 2 | 0 | 1 | |
| King, Skylar lf | 0 | 0 | 0 | 0 | 0 | 0 | 0 | 0 | 0 | | Asbly, Lenny dh | 3 | 2 | 2 | 2 | 2 | 0 | 0 | 0 | 0 | |
| Kresser, Brodie ss | 5 | 1 | 1 | 1 | 0 | 1 | 0 | 4 | 2 | | Hunt, Sam pr | 0 | 0 | 0 | 0 | 0 | 0 | 0 | 0 | 0 | |
| Jamison, Aaron cf | 4 | 1 | 1 | 0 | 0 | 1 | 5 | 0 | 0 | | Combs, Cooper lf | 2 | 0 | 0 | 0 | 1 | 1 | 1 | 0 | 1 | |
| Barnett, Spencer 2b | 5 | 0 | 3 | 2 | 0 | 1 | 3 | 4 | 0 | | Jans, Chase lf | 2 | 0 | 0 | 0 | 0 | 1 | 0 | 0 | 0 | |
| Guzman, Armani pr | 0 | 1 | 0 | 0 | 0 | 0 | 0 | 0 | 0 | | Leto, Luke rf/1b | 4 | 1 | 2 | 0 | 1 | 2 | 3 | 0 | 0 | |
| Garcia, Ellis | | | | | | | | | | | | | | | | | | | | | |



BOX SCORES

29 WEST VIRGINIA 16, KANSAS 9
April 7, 2024 | Lawrence, Kan. | Hoglund Ballpark

West Virginia 16 (19-12,8-4 Big 12)

| Player | ab | r | h | rbi | bb | so | po | a | lob |
|------------------------|----|----|----|-----|----|----|----|---|-----|
| Wetherholt, JJ dh | 5 | 2 | 1 | 1 | 2 | 1 | 0 | 0 | 0 |
| Sauve, Logan c | 7 | 3 | 5 | 4 | 0 | 0 | 7 | 0 | 0 |
| White, Sam rf | 5 | 2 | 3 | 2 | 1 | 1 | 1 | 0 | 4 |
| Chumley, Reed 2b/3b | 4 | 3 | 3 | 4 | 1 | 0 | 1 | 1 | 0 |
| West, Kyle lf | 5 | 2 | 2 | 2 | 1 | 1 | 2 | 0 | 0 |
| King, Skylar lf | 0 | 0 | 0 | 0 | 0 | 0 | 0 | 0 | 0 |
| Hussey, Grant 1b | 5 | 1 | 1 | 1 | 1 | 6 | 0 | 4 | 0 |
| Kresser, Brodie ss | 3 | 1 | 1 | 2 | 0 | 4 | 2 | 0 | 0 |
| Jamison, Aaron cf | 5 | 2 | 2 | 1 | 0 | 2 | 5 | 0 | 2 |
| Garcia, Ellis 3b | 2 | 0 | 0 | 0 | 0 | 0 | 0 | 3 | 0 |
| Barnett, Spencer ph/2b | 3 | 0 | 0 | 0 | 1 | 1 | 1 | 0 | 0 |
| Switalski, Tyler p | 0 | 0 | 0 | 0 | 0 | 0 | 0 | 0 | 0 |
| Estridge, Carson p | 0 | 0 | 0 | 0 | 0 | 0 | 0 | 0 | 0 |
| Porco, Robby p | 0 | 0 | 0 | 0 | 0 | 0 | 0 | 0 | 0 |
| Oliver, Hambleton p | 0 | 0 | 0 | 0 | 0 | 0 | 0 | 0 | 0 |
| Yehi, Maxx p | 0 | 0 | 0 | 0 | 0 | 0 | 0 | 0 | 0 |
| Totals | 44 | 16 | 18 | 16 | 9 | 7 | 27 | 5 | 13 |

Kansas 9 (15-14,7-8 Big 12)

| Player | ab | r | h | rbi | bb | so | po | a | lob |
|------------------------|----|---|----|-----|----|----|----|----|-----|
| Nett, John cf | 6 | 2 | 3 | 0 | 0 | 0 | 1 | 0 | 1 |
| English, Jake c | 5 | 1 | 2 | 0 | 1 | 2 | 7 | 0 | 2 |
| Shojinaga, Kodey 2b/3b | 5 | 1 | 3 | 1 | 1 | 0 | 2 | 3 | 0 |
| Harti, Ben 1b | 4 | 1 | 0 | 0 | 1 | 2 | 12 | 0 | 1 |
| Brooks, Michael 3b/2b | 4 | 0 | 2 | 2 | 2 | 0 | 1 | 8 | 3 |
| Ashby, Lenny dh | 5 | 1 | 1 | 3 | 0 | 0 | 0 | 0 | 2 |
| Cranford, Collier ss | 4 | 1 | 2 | 0 | 1 | 1 | 3 | 2 | 2 |
| Wisdom, Ty rf | 4 | 2 | 4 | 3 | 1 | 0 | 1 | 0 | 0 |
| Combs, Cooper lf | 2 | 0 | 0 | 0 | 0 | 1 | 0 | 0 | 3 |
| Jans, Chase lf | 3 | 0 | 0 | 0 | 0 | 1 | 0 | 0 | 0 |
| Shaw, Evan p | 0 | 0 | 0 | 0 | 0 | 0 | 0 | 0 | 0 |
| Callahan, JD p | 0 | 0 | 0 | 0 | 0 | 0 | 0 | 0 | 0 |
| Brasosky, Gavin p | 0 | 0 | 0 | 0 | 0 | 0 | 0 | 0 | 0 |
| Cashero, Hunter p | 0 | 0 | 0 | 0 | 0 | 0 | 0 | 0 | 0 |
| Moore, Cooper p | 0 | 0 | 0 | 0 | 0 | 0 | 0 | 0 | 0 |
| Bradford, Ethan p | 0 | 0 | 0 | 0 | 0 | 0 | 0 | 0 | 0 |
| Easley, J'Briell p | 0 | 0 | 0 | 0 | 0 | 0 | 0 | 0 | 0 |
| Crawford, Kasey p | 0 | 0 | 0 | 0 | 0 | 0 | 0 | 0 | 0 |
| Ireland, Sam p | 0 | 0 | 0 | 0 | 0 | 0 | 0 | 0 | 0 |
| Dougan, Kolby p | 0 | 0 | 0 | 0 | 0 | 0 | 0 | 0 | 0 |
| Totals | 42 | 9 | 17 | 9 | 7 | 7 | 27 | 13 | 14 |

Score by Innings

| | 1 | 2 | 3 | 4 | 5 | 6 | 7 | 8 | 9 | R | H | E |
|---------------|---|---|---|---|---|---|---|---|---|----|----|---|
| West Virginia | 3 | 1 | 1 | 1 | 3 | 1 | 1 | 5 | 0 | 16 | 18 | 0 |
| Kansas | 0 | 2 | 3 | 2 | 1 | 1 | 0 | 0 | 0 | 9 | 17 | 1 |

E - Shojinaga, K(4). DP - WVU 2; KU 1. LOB - WVU 13; KU 14. 2B - White, S.(5); Jamison, A.(2); Brooks, M.(11); Cranford, C.(10); Wisdom, T.(3). HR - Sauve, L.(4); White, S.(5); Chumley, R.(2); West, K.(6); Hussey, G.(7); Wisdom, T.(1). HBP - Kresser, B.; Jamison, A.; Hartl, B.; SF - Chumley, J.(1). SB - Kresser, B.(3).

West Virginia

| Player | ip | h | r | er | bb | so | ab | bf | np |
|-------------------|-----|---|---|----|----|----|----|----|----|
| Switalski, Tyler | 2.2 | 5 | 5 | 5 | 2 | 0 | 12 | 15 | 65 |
| Estridge, Carson | 1.0 | 3 | 2 | 2 | 3 | 2 | 6 | 9 | 33 |
| Porco, Robby | 1.1 | 3 | 1 | 1 | 2 | 7 | 8 | 31 | |
| Oliver, Hambleton | 1.1 | 4 | 1 | 1 | 0 | 8 | 9 | 27 | |
| Yehi, Maxx | 2.2 | 2 | 0 | 0 | 0 | 3 | 9 | 25 | |

Kansas

| Player | ip | h | r | er | bb | so | ab | bf | np |
|------------------|-----|---|---|----|----|----|----|----|----|
| Shaw, Evan | 1.0 | 1 | 3 | 3 | 3 | 1 | 4 | 9 | 44 |
| Callahan, JD | 1.0 | 3 | 1 | 1 | 0 | 1 | 6 | 20 | |
| Brasosky, Gavin | 2.0 | 3 | 2 | 2 | 1 | 1 | 9 | 10 | 28 |
| Cashero, Hunter | 0.1 | 3 | 1 | 0 | 0 | 5 | 5 | 19 | |
| Moore, Cooper | 0.2 | 0 | 0 | 0 | 1 | 1 | 3 | 14 | |
| Bradford, Ethan | 1.0 | 3 | 1 | 0 | 0 | 2 | 6 | 21 | |
| Easley, J'Briell | 1.0 | 1 | 1 | 1 | 1 | 4 | 5 | 19 | |
| Crawford, Kasey | 0.1 | 1 | 2 | 2 | 1 | 0 | 2 | 3 | |
| Ireland, Sam | 0.2 | 3 | 3 | 1 | 0 | 5 | 6 | 23 | |
| Dougan, Kolby | 1.0 | 0 | 0 | 0 | 1 | 0 | 2 | 11 | |

Win - Porco, R. (2-1). Loss - Cashero, H. (0-1). Save - Yehi, M. (1). WP - Switalski, T(5); Yehi, M.(5); Crawford, K.(1). HBP - by Shaw, E. (Kresser, B.); by Shaw, E. (Jamison, A.); by Switalski, T. (Harti, B.). BK - Estridge, C.(1). PB - English, J.(3). Pitches/strikes: Switalski, T 65/37; Estridge, C. 33/16; Porco, R. 31/18; Oliver, H. 27/16; Yehi, M. 25/17; Shaw, E. 44/22; Callahan, J. 20/16; Brasosky, G. 28/18; Cashero, H. 19/14; Moore, C. 14/6; Bradford, E. 21/15; Easley, J. 19/8; Crawford, K. 9/2; Ireland, S. 23/15; Dougan, K. 11/5.

Umpires - HP: Casey Moser 1B: Shawn Arthur 2B: Jeffrey Henrichs 3B: Joshua Schepis
Start: 11:35 am Time: 3:35 Attendance: 707
Weather: 62, sunny

31 KANSAS 18, PACIFIC 7
April 12, 2024 | Lawrence, Kan. | Hoglund Ballpark

Pacific 7 (6-27)

| Player | ab | r | h | rbi | bb | so | po | a | lob |
|----------------------|----|---|----|-----|----|----|----|---|-----|
| Metcho, Jack ss | 4 | 1 | 1 | 0 | 1 | 2 | 2 | 0 | 0 |
| Casagranda, Caden ph | 1 | 0 | 0 | 0 | 1 | 0 | 0 | 2 | 0 |
| Petersen, Kaden lf | 2 | 0 | 1 | 0 | 0 | 0 | 1 | 0 | 0 |
| Otis, Tony ph/lf | 2 | 0 | 2 | 0 | 1 | 0 | 0 | 0 | 0 |
| Tandy, Jake dh/p | 4 | 0 | 1 | 2 | 1 | 1 | 0 | 0 | 0 |
| Camacho, Gabe 1b/p | 5 | 1 | 2 | 0 | 1 | 7 | 0 | 5 | 0 |
| Graves, Chase cf | 5 | 2 | 1 | 0 | 1 | 3 | 0 | 2 | 0 |
| Guardado, Jakob rf | 2 | 0 | 0 | 0 | 1 | 0 | 2 | 0 | 0 |
| Shank, JT ph | 2 | 1 | 2 | 1 | 0 | 0 | 1 | 0 | 0 |
| Sloan, Andrew c | 1 | 0 | 0 | 0 | 2 | 1 | 3 | 0 | 0 |
| Bicknell, Drake c | 1 | 0 | 0 | 0 | 0 | 0 | 3 | 0 | 0 |
| Vidal, Andre 2b | 3 | 0 | 0 | 0 | 2 | 1 | 2 | 2 | 0 |
| Vargas, Luis ph | 1 | 0 | 0 | 0 | 0 | 0 | 0 | 0 | 0 |
| DeFazio, Nico 2b | 1 | 0 | 1 | 0 | 0 | 0 | 0 | 0 | 0 |
| Evans, Rylan 3b | 1 | 1 | 0 | 0 | 0 | 0 | 1 | 3 | 1 |
| Wood, Jarryd ph | 1 | 0 | 1 | 1 | 0 | 0 | 0 | 0 | 0 |
| Vidal, Adrian pr/3b | 1 | 1 | 0 | 0 | 0 | 0 | 0 | 0 | 0 |
| Shaver, Ethan p | 0 | 0 | 0 | 0 | 0 | 0 | 0 | 0 | 0 |
| Andrus, David p | 0 | 0 | 0 | 0 | 0 | 0 | 0 | 0 | 0 |
| Smith, Jacob p | 0 | 0 | 0 | 0 | 0 | 0 | 0 | 0 | 0 |
| Totals | 37 | 7 | 12 | 7 | 6 | 9 | 24 | 7 | 12 |

Kansas 18 (17-14)

| Player | ab | r | h | rbi | bb | so | po | a | lob |
|-----------------------|----|----|----|-----|----|----|----|----|-----|
| Nett, John cf | 3 | 3 | 2 | 2 | 1 | 0 | 3 | 0 | 0 |
| Combs, Cooper ph/lf | 2 | 0 | 0 | 0 | 0 | 0 | 1 | 0 | 2 |
| Jans, Chase lf | 0 | 0 | 0 | 0 | 0 | 0 | 1 | 0 | 0 |
| English, Jake c | 5 | 2 | 3 | 3 | 0 | 0 | 8 | 1 | 1 |
| Leto, Luke pr/1b | 1 | 0 | 0 | 0 | 0 | 1 | 3 | 0 | 0 |
| Shojinaga, Kodey 2b | 5 | 2 | 4 | 2 | 0 | 0 | 0 | 2 | 3 |
| Ashby, Lenny dh | 4 | 1 | 1 | 0 | 0 | 1 | 0 | 0 | 0 |
| Baker, Jake ph/dh | 0 | 1 | 0 | 0 | 2 | 0 | 0 | 0 | 0 |
| Brooks, Michael 3b | 5 | 4 | 3 | 7 | 0 | 0 | 0 | 1 | 2 |
| Harti, Ben 1b/c | 5 | 2 | 3 | 0 | 0 | 0 | 6 | 1 | 1 |
| Wisdom, Ty rf | 4 | 1 | 3 | 1 | 1 | 0 | 2 | 0 | 0 |
| Birdsall, Mitchell ph | 1 | 0 | 0 | 0 | 0 | 1 | 0 | 0 | 0 |
| Hunt, Sam 1b | 0 | 0 | 0 | 0 | 0 | 0 | 0 | 0 | 0 |
| Cranford, Collier ss | 6 | 1 | 3 | 0 | 0 | 1 | 0 | 3 | 2 |
| Koszewski, Mike lf/cf | 5 | 1 | 1 | 1 | 1 | 2 | 0 | 0 | 2 |
| Dutton, Reese p | 0 | 0 | 0 | 0 | 0 | 0 | 1 | 1 | 0 |
| Callahan, JD p | 0 | 0 | 0 | 0 | 0 | 0 | 0 | 1 | 0 |
| Cashero, Hunter p | 0 | 0 | 0 | 0 | 0 | 0 | 0 | 0 | 0 |
| Ireland, Sam p | 0 | 0 | 0 | 0 | 0 | 0 | 0 | 0 | 0 |
| Totals | 47 | 18 | 23 | 16 | 5 | 6 | 27 | 10 | 13 |

Score by Innings

| | 1 | 2 | 3 | 4 | 5 | 6 | 7 | 8 | 9 | R | H | E |
|---------|---|---|---|---|---|---|---|---|---|----|----|---|
| Pacific | 0 | 0 | 0 | 1 | 0 | 0 | 5 | 1 | 0 | 7 | 12 | 3 |
| Kansas | 2 | 6 | 5 | 0 | 2 | 0 | 1 | 2 | X | 18 | 23 | 1 |

E - Camacho, G.(3); Sloan, A.(3); Evans, R.(7); Leto, L.(5). DP - KU 2. LOB - PACIFIC 12; KU 13. 2B - Wood, J.(1); Nett, J.(11); English, J.(9); Shojinaga, K 2(13); Ashby, L.(5); Brooks, M.(13); Hartl, B.(6); Wisdom, T.(4). 3B - Graves, C.(1). HR - Camacho, G.(6); English, J.(10); Brooks, M. 2(5). HBP - Evans, R. 2; Nett, J.; Hartl, B.; SF - Bicknell, D.(1); Brooks, M.(3).

Pacific

| Player | ip | h | r | er | bb | so | ab | bf | np |
|---------------|-----|----|---|----|----|----|----|----|----|
| Shaver, Ethan | 2.0 | 11 | 8 | 8 | 0 | 1 | 16 | 17 | 51 |
| Andrus, David | 1.0 | 4 | 5 | 5 | 0 | 0 | 7 | 8 | 30 |
| Smith, Jacob | 2.0 | 3 | 2 | 2 | 1 | 2 | 9 | 11 | 40 |
| Tandy, Jake | 2.0 | 2 | 1 | 1 | 3 | 1 | 9 | 12 | 49 |
| Camacho, Gabe | 1.0 | 3 | 2 | 2 | 1 | 2 | 6 | 7 | 23 |

Kansas

| Player | ip | h | r | er | bb | so | ab | bf | np |
|-----------------|-----|---|---|----|----|----|----|----|----|
| Dutton, Reese | 5.0 | 4 | 0 | 1 | 1 | 3 | 6 | 18 | 23 |
| Callahan, JD | 1.0 | 0 | 0 | 0 | 0 | 1 | 3 | 4 | 21 |
| Cashero, Hunter | 1.2 | 5 | 5 | 5 | 1 | 1 | 9 | 10 | 36 |
| Ireland, Sam | 1.1 | 3 | 1 | 0 | 1 | 1 | 7 | 9 | 32 |

Win - Dutton, R. (7-1). Loss - Shaver, E. (2-4). Save - None. WP - Smith, J.(6). HBP - by Dutton, R. (Evans, R.); by Andrus, D. (Nett, J.); by Dutton, R. (Evans, R.); by Smith, J. (Harti, B.). Pitches/strikes: Shaver, E. 51/30; Andrus, D. 30/18; Smith, J. 40/20; Tandy, J. 49/26; Camacho, G. 23/15; Dutton, R. 79/52; Callahan, J. 21/11; Cashero, H. 36/23; Ireland, S. 32/20.

Umpires - HP: Rick Allen 1B: Tim Winningham 2B: Wayne Harris 3B: Josh Nolen
Start: 5:05 pm Time: 3:05 Attendance: 762
Weather: 71, sunny

30 KANSAS 13, NEBRASKA 11
April 9, 2024 | Lawrence, Kan. | Hoglund Ballpark

Nebraska 11 (22-8)

| Player | ab | r | h | rbi | bb | so | po | a | lob |
|-----------------------|----|----|----|-----|----|------|----|---|-----|
| Overbeek, Joshua 3b | 4 | 2 | 2 | 0 | 1 | 1 | 1 | 1 | 0 |
| Silva, Riley cf | 3 | 1 | 0 | 1 | 2 | 5 | 0 | 3 | 0 |
| Evans, Cole rf | 5 | 1 | 1 | 5 | 0 | 1 | 2 | 0 | 0 |
| Sanderson, Case lf/1b | 3 | 2 | 2 | 0 | 2 | 1 | 2 | 0 | 0 |
| Caron, Josh dh | 5 | 0 | 1 | 0 | 0 | 0 | 0 | 1 | 0 |
| Stone, Tyler 1b | 2 | 1 | 1 | 1 | 0 | 1 | 1 | 0 | 0 |
| Bradford, Clay ph/lf | 1 | 0 | 0 | 0 | 0 | 1 | 0 | 0 | 0 |
| Anglin, Garrett lf | 1 | 0 | 0 | 0 | 0 | 2 | 0 | 0 | 0 |
| Swansen, Gabe ph | 1 | 0 | 1 | 0 | 0 | 0 | 0 | 0 | 0 |
| Sirey, Dylan ss | 5 | 1 | 2 | 2 | 0 | 1 | 2 | 0 | 0 |
| Columbus, Ben c | 4 | 2 | 2 | 2 | 0 | 1 | 7 | 0 | 2 |
| Huff, Dylan 2b | 1 | 0 | 0 | 1 | 1 | 2 | 1 | 0 | 0 |
| Jessie, Will ph | 1 | 1 | 0 | 0 | 0 | 0 | 0 | 0 | 0 |
| Stokes, Rhett 2b | 1 | 0 | 0 | 0 | 1 | 0 | 1 | 0 | 0 |
| Horn, Ty p | 0 | 0 | 0 | 0 | 0 | 0 | 0 | 0 | 0 |
| Froehlich, Kyle p | 0 | 0 | 0 | 0 | 0 | 0 | 0 | 0 | 0 |
| Brockett, Jackson p | 0 | 0 | 0 | 0 | 0 | 0 | 0 | 0 | 0 |
| Olsen, Bobby p | 0 | 0 | 0 | 0 | 0 | 0 | 0 | 0 | 0 |
| Borst, Evan p | 0 | 0 | 0 | 0 | 0 | 0 | 0 | 0 | 0 |
| Daiss, Casey p | 0 | 0 | 0 | 0 | 0 | 0 | 0 | 0 | 0 |
| Sanders, Rans p | 0 | 0 | 0 | 0 | 0 | 0 | 0 | 0 | 0 |
| Totals | 37 | 11 | 12 | 11 | 5 | 10</ | | | |

BOX SCORES

33 KANSAS 12, PACIFIC 3
April 13, 2024 | Lawrence, Kan. | Hoglund Ballpark

| Pacific 3 (6-29) | | | | | | | | | | | Kansas 19 (19-14) | | | | | | | | | | |
|--------------------|----|---|---|-----|----|----|----|---|-----|--|------------------------|----|----|----|-----|----|----|----|---|-----|--|
| Player | ab | r | h | rbi | bb | so | po | a | lob | | Player | ab | r | h | rbi | bb | so | po | a | lob | |
| Metcho, Jack ss | 3 | 0 | 0 | 0 | 1 | 1 | 1 | 1 | 1 | | Nett, John cf | 4 | 4 | 4 | 1 | 0 | 3 | 0 | 0 | 0 | |
| Petersen, Kaden lf | 1 | 1 | 1 | 1 | 0 | 2 | 0 | 0 | 0 | | English, Jake c | 4 | 1 | 0 | 1 | 0 | 2 | 7 | 0 | 0 | |
| Camacho, Gabe 1b | 2 | 0 | 0 | 0 | 1 | 1 | 3 | 0 | 0 | | Shojinaga, Kodey 2b/3b | 5 | 2 | 3 | 6 | 0 | 1 | 1 | 2 | 0 | |
| Graves, Chase cf | 2 | 0 | 1 | 1 | 0 | 2 | 0 | 0 | 0 | | Brooks, Michael 3b/2b | 3 | 2 | 1 | 0 | 2 | 0 | 0 | 2 | 1 | |
| Shank, JT dh | 3 | 0 | 0 | 0 | 0 | 1 | 0 | 0 | 3 | | Harti, Ben 1b | 4 | 2 | 2 | 3 | 0 | 0 | 7 | 0 | 2 | |
| Otis, Tony rf | 3 | 1 | 0 | 0 | 0 | 3 | 0 | 0 | 0 | | Baker, Jake ph | 0 | 1 | 0 | 0 | 0 | 0 | 0 | 0 | 0 | |
| Vidal, Andre 2b | 3 | 0 | 0 | 0 | 0 | 2 | 2 | 1 | 0 | | Hunt, Sam 1b | 0 | 0 | 0 | 0 | 0 | 0 | 0 | 0 | 0 | |
| Weiss, Jacob c | 3 | 0 | 0 | 0 | 0 | 2 | 4 | 0 | 0 | | Ashby, Lenny dh | 3 | 1 | 0 | 0 | 1 | 0 | 0 | 0 | 0 | |
| Evans, Rylan 3b | 3 | 1 | 2 | 1 | 0 | 1 | 0 | 0 | 0 | | Jans, Chase ph/lf | 1 | 0 | 1 | 2 | 0 | 0 | 0 | 0 | 0 | |
| McWilliam, Owen p | 0 | 0 | 0 | 0 | 0 | 0 | 1 | 0 | 0 | | Wisdom, Ty rf | 2 | 2 | 0 | 0 | 3 | 1 | 0 | 0 | 1 | |
| McKinney, Austin p | 0 | 0 | 0 | 0 | 0 | 0 | 0 | 0 | 0 | | Cranford, Collier ss | 4 | 2 | 3 | 2 | 0 | 0 | 2 | 3 | 0 | |
| Bicknell, Drake p | 0 | 0 | 0 | 0 | 0 | 0 | 0 | 0 | 0 | | Leto, Luke lf | 3 | 2 | 1 | 1 | 0 | 1 | 0 | 1 | 2 | |
| Smith, Jacob p | 0 | 0 | 0 | 0 | 0 | 0 | 0 | 0 | 0 | | Easley, J'Briell p | 0 | 0 | 0 | 0 | 0 | 0 | 0 | 1 | 0 | |
| Andrus, David p | 0 | 0 | 0 | 0 | 0 | 0 | 0 | 0 | 0 | | Lanthier, Ethan p | 0 | 0 | 0 | 0 | 0 | 0 | 0 | 0 | 0 | |
| Totals | 23 | 3 | 4 | 3 | 3 | 7 | 18 | 3 | 4 | | Dougan, Kolby p | 0 | 0 | 0 | 0 | 0 | 0 | 0 | 0 | 0 | |
| | | | | | | | | | | | Cranton, Hunter p | 0 | 0 | 0 | 0 | 0 | 0 | 0 | 0 | 0 | |
| | | | | | | | | | | | Totals | 33 | 19 | 15 | 19 | 8 | 4 | 21 | 8 | 6 | |

Score by Innings

| | 1 | 2 | 3 | 4 | 5 | 6 | 7 | R | H | E | |
|---------|---|---|---|---|---|---|---|---|----|----|---|
| Pacific | 0 | 0 | 2 | 1 | 0 | 0 | 0 | 3 | 4 | 0 | |
| Kansas | 1 | 0 | 0 | 1 | 1 | 1 | 6 | X | 19 | 15 | 1 |

E - Cranford, C.(5). DP - KU 2. LOB - PACIFIC 4; KU 6. 2B - Petersen, K.(8); Evans, R.(2); Nett, J.(14); Hartl, B.(7); Jans, C.(1); Cranford, C.(12). HR - Nett, J. 2(3); Shojinaga, K(5); Hartl, B.(5). HBP - Petersen, K.; English, J.; Baker, J.. SH - Metcho, J.(2). SB - Otis, T.(3); Nett, J.(4).

| Pacific | | | | | | | | | | | Kansas | | | | | | | | | | |
|------------------|-----|---|---|----|----|----|----|----|----|------------------|--------|----|---|---|----|----|----|----|----|----|--|
| Player | ip | r | h | er | bb | so | ab | bf | np | | Player | ip | r | h | er | bb | so | ab | bf | np | |
| McWilliam, Owen | 4.0 | 4 | 2 | 2 | 2 | 16 | 18 | 79 | | Easley, J'Briell | 2.1 | 2 | 2 | 2 | 3 | 2 | 8 | 12 | 61 | | |
| McKinney, Austin | 1.0 | 3 | 5 | 5 | 3 | 1 | 6 | 9 | 36 | Lanthier, Ethan | 3.2 | 2 | 1 | 0 | 0 | 4 | 12 | 13 | 41 | | |
| Bicknell, Drake | 0.2 | 4 | 5 | 5 | 1 | 0 | 6 | 7 | 26 | Dougan, Kolby | 0.2 | 0 | 0 | 0 | 0 | 1 | 2 | 2 | 12 | | |
| Smith, Jacob | 0.0 | 3 | 6 | 6 | 2 | 0 | 3 | 6 | 23 | Cranton, Hunter | 0.1 | 0 | 0 | 0 | 0 | 0 | 1 | 1 | 3 | | |
| Andrus, David | 0.1 | 1 | 1 | 0 | 1 | 2 | 3 | 5 | | | | | | | | | | | | | |

Win - Lanthier, E. (1-0). Loss - McKinney, A. (1-1). Save - None.
 WP - McWilliam(5); McKinney, A.(4); Easley, J.(1). HBP - by Lanthier, E. (Petersen, K.); by Smith, J. (English, J.); by Andrus, D. (Baker, J.), BK - McKinney, A.(1). Pitches/strikes: McWilliam 79/44; McKinney, A. 36/17; Bicknell, D. 26/15; Smith, J. 23/9; Andrus, D. 5/4; Easley, J. 61/35; Lanthier, E. 41/29; Dougan, K. 12/7; Cranton, H. 3/2.

Umpires - HP: Wayne Harris 1B: Josh Nolen 2B: Rick Allen 3B: Tim Winingham
 Start: 12:05 pm Time: 2:45 Attendance: 772
 Weather: 78, sunny
 McKinney, A. faced 4 batters in the 6th.
 Smith, J. faced 6 batters in the 6th.

34 BAYLOR 14, KANSAS 5
April 19, 2024 | Waco, Texas | Baylor Ballpark

| Kansas 5 (19-15,7-9 Big 12) | | | | | | | | | | | Baylor 14 (18-18,9-7 Big 12) | | | | | | | | | | |
|-----------------------------|----|---|---|-----|----|----|----|----|-----|--|------------------------------|----|----|----|-----|----|----|----|----|-----|---|
| Player | ab | r | h | rbi | bb | so | po | a | lob | | Player | ab | r | h | rbi | bb | so | po | a | lob | |
| Nett, John cf | 4 | 0 | 1 | 0 | 1 | 0 | 0 | 0 | 0 | | Apodaca, Enzo rf | 5 | 2 | 2 | 0 | 0 | 1 | 0 | 1 | 0 | 1 |
| English, Jake c | 5 | 1 | 2 | 1 | 0 | 3 | 7 | 0 | 5 | | Johnson, Ty cf | 4 | 2 | 1 | 2 | 1 | 1 | 4 | 0 | 0 | 0 |
| Shojinaga, Kodey 2b | 4 | 2 | 0 | 0 | 1 | 1 | 4 | 0 | 0 | | Jordan, Wesley lf | 4 | 1 | 1 | 0 | 2 | 0 | 1 | 0 | 4 | 0 |
| Brooks, Michael 3b | 5 | 0 | 1 | 0 | 0 | 2 | 3 | 0 | 0 | | Bergman, Caleb lf | 0 | 0 | 0 | 0 | 0 | 0 | 0 | 0 | 0 | 0 |
| Harti, Ben 1b | 3 | 1 | 1 | 2 | 1 | 9 | 0 | 0 | 0 | | Altman, Daniel 2b | 4 | 2 | 1 | 0 | 1 | 0 | 1 | 3 | 0 | 0 |
| Ashby, Lenny dh | 4 | 1 | 1 | 0 | 1 | 1 | 0 | 0 | 0 | | Teplanszky, Hunter 3b | 2 | 1 | 1 | 2 | 2 | 0 | 0 | 5 | 0 | 0 |
| Cranford, Collier ss | 3 | 0 | 1 | 2 | 1 | 0 | 1 | 2 | 0 | | Mazoch, Zach dh | 3 | 0 | 0 | 1 | 0 | 2 | 0 | 0 | 3 | 0 |
| Wisdom, Ty rf | 2 | 0 | 1 | 0 | 0 | 1 | 0 | 0 | 0 | | Posey, Cole 1b | 3 | 2 | 0 | 0 | 2 | 2 | 9 | 0 | 2 | 0 |
| Jans, Chase ph/lf | 3 | 0 | 0 | 1 | 0 | 1 | 1 | 0 | 3 | | Kemp, Tyriq ss | 3 | 2 | 2 | 0 | 1 | 1 | 0 | 1 | 0 | 0 |
| Koszewski, Mike lf/rf | 3 | 0 | 1 | 0 | 0 | 1 | 1 | 0 | 1 | | Castle, Cortlan c | 3 | 2 | 3 | 4 | 1 | 0 | 11 | 0 | 0 | 0 |
| Leto, Luke ph/rf | 1 | 0 | 0 | 0 | 0 | 1 | 1 | 0 | 3 | | Marriott, Mason p | 0 | 0 | 0 | 0 | 0 | 0 | 0 | 0 | 0 | 0 |
| Dutton, Reese p | 0 | 0 | 0 | 0 | 0 | 0 | 0 | 0 | 0 | | Calder, Ethan p | 0 | 0 | 0 | 0 | 0 | 0 | 0 | 0 | 1 | 0 |
| Bradford, Ethan p | 0 | 0 | 0 | 0 | 0 | 0 | 0 | 0 | 0 | | Leach, Drew p | 0 | 0 | 0 | 0 | 0 | 0 | 0 | 0 | 0 | 0 |
| Brasosky, Gavin p | 0 | 0 | 0 | 0 | 0 | 0 | 0 | 0 | 0 | | Sepulveda, Stephen p | 0 | 0 | 0 | 0 | 0 | 0 | 0 | 0 | 0 | 0 |
| Callahan, JD p | 0 | 0 | 0 | 0 | 0 | 0 | 0 | 0 | 0 | | Craig, Gabe p | 0 | 0 | 0 | 0 | 0 | 0 | 0 | 0 | 0 | 0 |
| Crawford, Kasey p | 0 | 0 | 0 | 0 | 0 | 0 | 0 | 0 | 0 | | Totals | 31 | 14 | 11 | 10 | 0 | 6 | 27 | 10 | 10 | 0 |
| Totals | 37 | 5 | 9 | 5 | 6 | 9 | 24 | 10 | 12 | | | | | | | | | | | | |

Score by Innings

| | 1 | 2 | 3 | 4 | 5 | 6 | 7 | 8 | 9 | R | H | E |
|--------|---|---|---|---|---|---|---|---|---|----|----|---|
| Kansas | 0 | 0 | 0 | 0 | 3 | 0 | 0 | 2 | 5 | 9 | 3 | 0 |
| Baylor | 1 | 6 | 0 | 3 | 1 | 2 | 0 | 1 | X | 14 | 11 | 2 |

E - English, J.(3); Hartl, B.(5); Wisdom, T.(2); Posey(2); Kemp(9). DP - KU 1. LOB - KU 12; BU 10. 2B - Cranford, C.(13); Apodaca(9); Teplanszky(7); Castle 2(3). 3B - Johnson, T.(3). HR - English, J.(11). HBP - Cranford, C.; Apodaca; Johnson, T.; Teplanszky. SH - Mazoch(1); Kemp(2); Castle(6). SF - Mazoch(1).

| Kansas | | | | | | | | | | | Baylor | | | | | | | | | | |
|-----------------|-----|---|---|----|----|----|----|----|----|-------------|--------------------|-----|---|---|----|----|----|----|----|----|--|
| Player | ip | r | h | er | bb | so | ab | bf | np | | Player | ip | r | h | er | bb | so | ab | bf | np | |
| Dutton, Reese | 2.0 | 4 | 7 | 4 | 3 | 2 | 9 | 16 | 58 | | Marriott, Mason | 5.1 | 4 | 3 | 1 | 3 | 6 | 22 | 25 | 99 | |
| Bradford, Ethan | 1.1 | 1 | 3 | 3 | 4 | 0 | 3 | 9 | 35 | | Calder, Ethan | 1.2 | 1 | 0 | 0 | 0 | 1 | 5 | 5 | 20 | |
| Brasosky, Gavin | 1.2 | 2 | 1 | 1 | 1 | 1 | 6 | 8 | 36 | | Leach, Drew | 1.0 | 1 | 0 | 0 | 1 | 2 | 4 | 6 | 22 | |
| Callahan, JD | 2.0 | 3 | 2 | 2 | 1 | 3 | 9 | 10 | 43 | | Sepulveda, Stephen | 0.2 | 3 | 2 | 1 | 0 | 5 | 6 | 37 | | |
| Crawford, Kasey | 1.0 | 1 | 1 | 1 | 0 | 4 | 5 | 15 | | Craig, Gabe | 0.1 | 0 | 0 | 0 | 1 | 0 | 1 | 2 | 11 | | |

Win - Marriott(3-3). Loss - Dutton, R. (7-2). Save - None.
 WP - Sepulveda(4); Craig(2). HBP - by Dutton, R. (Teplanszky); by Dutton, R. (Apodaca); by Brasosky, G. (Johnson, T.); by Leach (Cranford, C.), BK - Crawford, K.(1). Pitches/strikes: Dutton, R. 58/36; Bradford, E. 35/16; Brasosky, G. 36/20; Callahan, J. 43/26; Crawford, K. 15/9; Marriott 99/65; Calder 20/13; Leach 22/11; Sepulveda 37/19; Craig 11/5.

Umpires - HP: Mike Morris 1B: John Brammer 2B: Seth Buckminster 3B: Jason Blackburn
 Start: 6:40 pm Time: 3:28 Attendance: 1921
 Weather: mostly cloudy, 70F, NNE 5-10

35 KANSAS 8, BAYLOR 4
April 20, 2024 | Waco, Texas | Baylor Ballpark

| Kansas 8 (20-15,8-9 Big 12) | | | | | | | | | | | Baylor 4 (18-19,9-8 Big 12) | | | | | | | | | | |
|-----------------------------|----|---|---|-----|----|----|----|---|-----|--|-----------------------------|----|---|---|-----|----|----|----|----|-----|---|
| Player | ab | r | h | rbi | bb | so | po | a | lob | | Player | ab | r | h | rbi | bb | so | po | a | lob | |
| Nett, John cf | 5 | 2 | 3 | 1 | 1 | 0 | 2 | 0 | 3 | | Apodaca, Enzo rf | 5 | 0 | 1 | 0 | 0 | 1 | 2 | 0 | 0 | 0 |
| Shojinaga, Kodey 2b | 3 | 1 | 0 | 0 | 2 | 0 | 1 | 4 | 2 | | Johnson, Ty cf | 3 | 0 | 0 | 0 | 2 | 0 | 2 | 0 | 2 | 0 |
| English, Jake c | 3 | 2 | 1 | 4 | 2 | 9 | 0 | 0 | 0 | | Jordan, Wesley lf | 4 | 1 | 2 | 1 | 1 | 2 | 0 | 2 | 0 | 0 |
| Brooks, Michael 3b | 5 | 1 | 1 | 2 | 0 | 2 | 0 | 2 | 2 | | Altman, Daniel 2b | 5 | 0 | 1 | 0 | 1 | 4 | 3 | 0 | 0 | 0 |
| Harti, Ben 1b | 2 | 0 | 0 | 0 | 1 | 1 | 8 | 1 | 1 | | Teplanszky, Hunter 3b | 3 | 0 | 0 | 0 | 2 | 1 | 0 | 2 | 3 | 0 |
| Ashby, Lenny dh | 4 | 0 | 0 | 0 | 0 | 1 | 0 | 0 | 2 | | Mazoch, Zach dh | 4 | 0 | 1 | 1 | 0 | 1 | 0 | 0 | 1 | 0 |
| Cranford, Collier ss | 5 | 0 | 0 | 0 | 0 | 2 | 2 | 2 | 0 | | Posey, Cole 1b | 4 | 1 | 1 | 0 | 0 | 2 | 10 | 0 | 3 | 0 |
| Wisdom, Ty rf | 3 | 1 | 0 | 0 | 1 | 1 | 2 | 0 | 1 | | Kemp, Tyriq ss | 4 | 2 | 2 | 2 | 0 | 0 | 4 | 0 | 4 | 0 |
| Jans, Chase lf | 0 | 0 | 0 | 0 | 1 | 0 | 1 | 0 | 0 | | Castle, Cortlan c | 3 | 0 | 1 | 0 | 1 | 0 | 7 | 1 | 0 | 0 |
| Koszewski, Mike lf/rf | 3 | 1 | 1 | 0 | 2 | 0 | 2 | 0 | 0 | | McKinney, Collin p | 0 | 0 | 0 | 0 | 0 | 0 | 0 | 0 | 0 | 0 |
| Voegelé, Dominic p | 0 | 0 | 0 | 0 | 0 | 0 | 0 | 0 | 0 | | Ruais, RJ p | 0 | 0 | 0 | 0 | 0 | 0 | 0 | 1 | 0 | 0 |
| Moore, Cooper p | 0 | 0 | 0 | 0 | 0 | 0 | 0 | 0 | 0 | | Golomb, Grant p | 0 | 0 | 0 | 0 | 0 | 0 | 0 | 0 | 0 | 0 |
| Cain, Tegan p | 0 | 0 | 0 | 0 | 0 | 0 | 0 | 0 | 0 | | Craig, Gabe p | 0 | 0 | 0 | 0 | 0 | 0 | 0 | 0 | 0 | 0 |
| Totals | 33 | 8 | 6 | 7 | 10 | 9 | 27 | 9 | 11 | | Petrowski, Andrew p | 0 | 0 | 0 | 0 | 0 | 0 | 0 | 1 | 0 | 0 |
| | | | | | | | | | | | Totals | 35 | 4 | 9 | 4 | 6 | 7 | 27 | 12 | 11 | |

Score by Innings

| | 1 | 2 | 3 | 4 | 5 | 6 | 7 | 8 | 9 | R | H | E |
|--------|---|---|---|---|---|---|---|---|---|---|---|---|
| Kansas | 1 | 4 | 1 | 2 | 0 | 0 | 0 | 0 | 0 | 8 | 6 | 1 |
| Baylor | 0 | 0 | 1 | 2 | 1 | 0 | 0 | 0 | 0 | 4 | 9 | 0 |

E - Cranford, C.(6). DP - KU 2. LOB - KU 11; BU 11. 2B - Nett, J.(15); Jordan(11); Castle(4). HR - English, J.(12); Brooks, M.(7); Kemp(2). HBP - Hartl, B. 2; Mazoch. SH - Ashby, L.(1).

| Kansas | | | | | | | | | | | Baylor | | | | | | | | | | |
|--------|----|---|---|----|----|----|----|----|----|--|--------|----|---|--|--|--|--|--|--|--|--|
| Player | ip | r | h | er | bb | so | ab | bf | np | | Player | ip | r | | | | | | | | |



BOX SCORES

37 KANSAS 9, NEBRASKA 4
April 23, 2024 | Lincoln, Neb. | Hawks Field at Haymarket Park

| Kansas 9 (22-15) | | | | | | | | | | | Nebraska 4 (25-13) | | | | | | | | | | |
|------------------------|----|---|----|-----|----|----|----|---|-----|-----------------|------------------------|----|---|---|-----|----|----|----|---|-----|--|
| Player | ab | r | h | rbi | bb | so | po | a | lob | | Player | ab | r | h | rbi | bb | so | po | a | lob | |
| Nett, John cf | 4 | 1 | 1 | 0 | 2 | 2 | 1 | 0 | | | Brumbaugh, Cayden 2b | 5 | 0 | 1 | 2 | 0 | 2 | 3 | 2 | 4 | |
| Shojinaga, Kodey 2b/3b | 4 | 0 | 2 | 1 | 1 | 0 | 1 | 0 | | | Silva, Riley cf | 3 | 0 | 1 | 0 | 1 | 1 | 3 | 0 | 0 | |
| English, Jake c | 4 | 0 | 0 | 1 | 3 | 9 | 1 | 1 | | | Columbus, Ben dh | 5 | 0 | 0 | 0 | 1 | 0 | 0 | 2 | | |
| Brooks, Michael 3b | 3 | 1 | 1 | 0 | 1 | 1 | 1 | 1 | | | Caron, Josh c | 5 | 0 | 1 | 0 | 4 | 1 | 1 | 1 | | |
| Leto, Luke pr/lf | 1 | 0 | 1 | 0 | 0 | 0 | 0 | 0 | | | Stone, Tyler 1b | 4 | 1 | 3 | 1 | 0 | 7 | 1 | 1 | | |
| Jans, Chase lf | 0 | 0 | 0 | 0 | 0 | 1 | 0 | 0 | | | Hughes, Bryce pr | 0 | 0 | 0 | 0 | 0 | 0 | 0 | 0 | | |
| Hartl, Ben 1b | 5 | 1 | 1 | 0 | 2 | 8 | 1 | 4 | | | Evans, Cole rf | 2 | 0 | 0 | 0 | 0 | 0 | 0 | 0 | | |
| Wisdom, Ty Jr/2b | 5 | 2 | 1 | 0 | 2 | 4 | 1 | 0 | | | Sanderson, Case ph/rrf | 1 | 0 | 0 | 1 | 0 | 0 | 0 | 0 | | |
| Ashby, Lenny dh | 4 | 1 | 1 | 0 | 1 | 2 | 0 | 0 | | | Anglim, Garrett lf | 2 | 1 | 0 | 0 | 1 | 0 | 0 | 1 | | |
| Cranford, Collier ss | 4 | 0 | 0 | 0 | 1 | 0 | 3 | 0 | | | Bradford, Clay ph/lf | 1 | 1 | 0 | 0 | 1 | 0 | 0 | 3 | | |
| Kozzewski, Mike lf/rrf | 3 | 1 | 0 | 1 | 0 | 0 | 2 | | | Carey, Dylan ss | 3 | 0 | 1 | 0 | 0 | 1 | 2 | 0 | | | |
| Shaw, Evan p | 0 | 0 | 0 | 0 | 0 | 0 | 0 | 0 | | | Overbeek, Joshua 3b | 2 | 1 | 1 | 2 | 0 | 2 | 0 | 0 | | |
| Callahan, JD p | 0 | 0 | 0 | 0 | 0 | 0 | 0 | 0 | | | Christo, Drew p | 0 | 0 | 0 | 0 | 0 | 0 | 0 | 0 | | |
| Brasosky, Gavin p | 0 | 0 | 0 | 0 | 0 | 0 | 0 | 0 | | | Clark, Caleb p | 0 | 0 | 0 | 0 | 0 | 0 | 0 | 0 | | |
| Moore, Cooper p | 0 | 0 | 0 | 0 | 0 | 0 | 0 | 0 | | | Timmerman, Tucker p | 0 | 0 | 0 | 0 | 0 | 0 | 0 | 0 | | |
| Dougan, Kolby p | 0 | 0 | 0 | 0 | 0 | 1 | 0 | 0 | | | Froehlich, Kyle p | 0 | 0 | 0 | 0 | 0 | 0 | 0 | 0 | | |
| Cain, Tegan p | 1 | 0 | 0 | 0 | 1 | 4 | 6 | 3 | | | Worthley, Jalen p | 0 | 0 | 0 | 0 | 0 | 0 | 0 | 0 | | |
| Cranton, Hunter p | 0 | 0 | 0 | 0 | 0 | 0 | 0 | 0 | | | Borst, Evan p | 0 | 0 | 0 | 0 | 0 | 0 | 0 | 0 | | |
| Totals | 37 | 9 | 11 | 8 | 5 | 12 | 27 | 9 | 8 | | Perry, Kyle p | 0 | 0 | 0 | 0 | 0 | 0 | 0 | 1 | 0 | |
| | | | | | | | | | | | Dais, Casey p | 0 | 0 | 0 | 0 | 0 | 0 | 0 | 0 | 0 | |
| | | | | | | | | | | | Cleavinger, Grant p | 0 | 0 | 0 | 0 | 0 | 0 | 0 | 0 | 0 | |
| | | | | | | | | | | | Frahm, Trey p | 0 | 0 | 0 | 0 | 0 | 0 | 0 | 0 | 0 | |
| | | | | | | | | | | | Totals | 33 | 4 | 8 | 4 | 7 | 10 | 27 | 7 | 12 | |

Score by Innings

| | 1 | 2 | 3 | 4 | 5 | 6 | 7 | 8 | 9 | R | H | E |
|----------|---|---|---|---|---|---|---|---|---|---|----|---|
| Kansas | 0 | 4 | 1 | 2 | 0 | 0 | 2 | 0 | 0 | 9 | 11 | 1 |
| Nebraska | 0 | 1 | 0 | 2 | 0 | 0 | 0 | 1 | 0 | 4 | 8 | 0 |

E - English, J.(4). DP - KU 2; Nebraska 1. LOB - KU 8; Nebraska 12. 2B - Shojinaga, K(15); Cranford, C.(14); Brumbaugh, C(11); Caron, J.(9). HR - Nett, J.(4); Brooks, M.(8); Cranford, C.(4); Stone, T.(6). HBP - Nett, J.; Brooks, M.; Silva, R.; Evans, C.; Carey, D.. SB - Silva, R.(23); Carey, D.(2).

| Kansas | | | | | | | | | | | Nebraska | | | | | | | | | | |
|-----------------|-----|---|---|----|----|----|----|----|----|-------------------|-------------------|-----|---|---|----|----|----|----|----|----|--|
| Player | ip | h | r | er | bb | so | ab | bf | np | | Player | ip | h | r | er | bb | so | ab | bf | np | |
| Shaw, Evan | 3.0 | 2 | 1 | 1 | 1 | 3 | 11 | 14 | 54 | | Christo, Drew | 2.0 | 4 | 4 | 4 | 2 | 5 | 10 | 12 | 50 | |
| Callahan, JD | 0.2 | 0 | 1 | 1 | 1 | 0 | 1 | 3 | 12 | | Clark, Caleb | 1.0 | 1 | 1 | 1 | 0 | 2 | 4 | 4 | 15 | |
| Brasosky, Gavin | 0.1 | 2 | 1 | 1 | 0 | 3 | 4 | 17 | | Timmerman, Tucker | 0.1 | 2 | 2 | 2 | 1 | 1 | 3 | 5 | 21 | | |
| Moore, Cooper | 1.0 | 1 | 0 | 0 | 0 | 1 | 4 | 4 | 18 | | Froehlich, Kyle | 0.2 | 0 | 0 | 0 | 0 | 1 | 2 | 7 | | |
| Dougan, Kolby | 2.0 | 0 | 0 | 0 | 3 | 6 | 30 | 30 | | Worthley, Jalen | 1.0 | 0 | 0 | 0 | 1 | 0 | 3 | 4 | 21 | | |
| Cain, Tegan | 1.0 | 2 | 1 | 1 | 2 | 4 | 6 | 32 | | Borst, Evan | 1.0 | 1 | 2 | 0 | 0 | 0 | 4 | 5 | 17 | | |
| Cranton, Hunter | 1.0 | 1 | 0 | 0 | 2 | 4 | 6 | 32 | | Perry, Kyle | 1.0 | 2 | 0 | 0 | 0 | 4 | 4 | 4 | | | |
| | | | | | | | | | | | Dais, Casey | 1.0 | 1 | 0 | 0 | 1 | 4 | 5 | 24 | | |
| | | | | | | | | | | | Cleavinger, Grant | 0.2 | 0 | 0 | 0 | 0 | 2 | 2 | 9 | | |
| | | | | | | | | | | | Frahm, Trey | 0.1 | 0 | 0 | 0 | 0 | 1 | 1 | 2 | | |

Win - Shaw, E. (2-0). Loss - Christo, D. (1-3). Save - None.
 WP - Christo, D.(9). HBP - by Shaw, E. (Silva, R.); by Shaw, E. (Carey, D.); by Timmerman, T. (Nett, J.); by Callahan, J. (Evans, C.); by Borst, E. (Brooks, M.). PB - English, J.(5); Caron, J.(3). Pitches/strikes: Shaw, E. 54/35; Callahan, J. 12/6; Brasosky, G. 17/7; Moore, C. 18/12; Dougan, K. 30/18; Cain, T. 23/11; Cranton, H. 32/19; Christo, D. 50/27; Clark, C. 15/12; Timmerman, T. 21/12; Froehlich, K. 7/6; Worthley, J. 21/9; Borst, E. 17/11; Perry, K. 4/4; Dais, C. 24/13; Cleavinger 9/6; Frahm, T. 2/1.

Umpires - HP: Chris Silvestri 1B: Trey Nelson 2B: Jeff Henrichs 3B: Bill McGuire
 Start: 6:05 pm Time: 3:16 Attendance: 5168
 Weather: 69, clear skies - NNW: 9 mph
 Borst, E. faced 2 batters in the 7th.

39 KANSAS 11, TEXAS TECH 2
April 27, 2024 | Lawrence, Kan. | Hoglund Ballpark

| Texas Tech 2 (29-16,12-11 Big 12) | | | | | | | | | | | Kansas 11 (24-15,11-9 Big 12) | | | | | | | | | | |
|-----------------------------------|----|---|---|-----|----|----|----|---|-----|--|-------------------------------|----|----|----|-----|----|----|----|---|-----|--|
| Player | ab | r | h | rbi | bb | so | po | a | lob | | Player | ab | r | h | rbi | bb | so | po | a | lob | |
| Kash, Gavin rf | 4 | 0 | 0 | 0 | 1 | 5 | 1 | 2 | | | Nett, John cf | 4 | 1 | 1 | 0 | 1 | 1 | 1 | 0 | 0 | |
| Bravo, Damian cf | 4 | 0 | 0 | 0 | 1 | 0 | 0 | 2 | | | English, Jake c | 4 | 1 | 1 | 0 | 1 | 1 | 8 | 0 | 0 | |
| Bazzell, Kevin 3b | 4 | 0 | 1 | 0 | 0 | 0 | 0 | 0 | | | Shojinaga, Kodey 3b | 5 | 2 | 2 | 1 | 0 | 0 | 0 | 2 | 1 | |
| Stripling, Landon 1b | 4 | 1 | 1 | 0 | 1 | 8 | 0 | 0 | | | Hartl, Ben 1b | 3 | 1 | 2 | 0 | 1 | 3 | 0 | 1 | | |
| Woodcox, Drew lf | 3 | 1 | 0 | 0 | 1 | 3 | 0 | 0 | | | Wisdom, Ty 2b | 4 | 1 | 1 | 1 | 0 | 2 | 1 | 2 | 0 | |
| Rivers, Davis dh | 4 | 0 | 1 | 2 | 0 | 2 | 0 | 0 | | | Cranford, Collier ss | 3 | 2 | 1 | 0 | 1 | 1 | 1 | 1 | 1 | |
| Macey, Dylan c | 1 | 0 | 0 | 0 | 1 | 0 | 3 | 0 | | | Ashby, Lenny dh | 2 | 0 | 0 | 1 | 0 | 0 | 0 | 0 | 0 | |
| Parker, Hudson pr/c | 0 | 0 | 0 | 0 | 0 | 0 | 0 | 0 | | | Combs, Cooper ph/dh | 1 | 2 | 1 | 2 | 1 | 0 | 0 | 0 | 0 | |
| Boehm, Ganet ph | 1 | 0 | 0 | 0 | 0 | 1 | 0 | 0 | | | Jans, Chase lf | 4 | 1 | 2 | 4 | 0 | 5 | 0 | 0 | 0 | |
| Lopez, Tracer ss | 3 | 0 | 1 | 0 | 1 | 0 | 1 | 4 | | | Kozzewski, Mike rf | 3 | 0 | 0 | 0 | 1 | 0 | 8 | 0 | 1 | |
| Pompey, TJ 2b | 3 | 0 | 0 | 0 | 0 | 0 | 3 | 0 | | | Voegelé, Dominic p | 0 | 0 | 0 | 0 | 0 | 0 | 0 | 0 | 0 | |
| Harrelson, Gage ph | 1 | 0 | 0 | 0 | 1 | 0 | 0 | 1 | | | Moore, Cooper p | 0 | 0 | 0 | 0 | 0 | 0 | 0 | 0 | 0 | |
| Robinson, Kyle p | 0 | 0 | 0 | 0 | 0 | 0 | 0 | 0 | | | Cain, Tegan p | 0 | 0 | 0 | 0 | 0 | 0 | 0 | 0 | 0 | |
| Erdman, Zach p | 0 | 0 | 0 | 0 | 0 | 0 | 1 | 0 | | | Dougan, Kolby p | 0 | 0 | 0 | 0 | 0 | 0 | 0 | 0 | 0 | |
| Washburn, Jack p | 0 | 0 | 0 | 0 | 0 | 0 | 0 | 0 | | | Totals | 33 | 11 | 10 | 11 | 5 | 6 | 27 | 5 | 4 | |
| Huffling, Max p | 0 | 0 | 0 | 0 | 0 | 0 | 0 | 0 | | | | | | | | | | | | | |
| Totals | 32 | 2 | 4 | 2 | 3 | 8 | 24 | 9 | 7 | | | | | | | | | | | | |

Score by Innings

| | 1 | 2 | 3 | 4 | 5 | 6 | 7 | 8 | 9 | R | H | E |
|------------|---|---|---|---|---|---|---|---|---|----|----|---|
| Texas Tech | 0 | 2 | 0 | 0 | 0 | 0 | 0 | 0 | 0 | 2 | 4 | 1 |
| Kansas | 0 | 1 | 3 | 0 | 5 | 0 | 0 | 2 | X | 11 | 10 | 1 |

E - Robinson, K.(2); Wisdom, T.(3). DP - TTU 1. LOB - TTU 7; KU 4. 2B - Stripling, L.(3); Rivers, D.(4); Lopez, T.(5); Hartl, B.(9). HR - Jans, C.(1). HBP - Macey, D.; Hartl, B.. SB - Nett, J. 2(7); Cranford, C.(5).

| Texas Tech | | | | | | | | | | | Kansas | | | | | | | | | | |
|----------------|-----|---|---|----|----|----|----|----|----|---------------|------------------|-----|---|---|----|----|----|----|----|----|--|
| Player | ip | h | r | er | bb | so | ab | bf | np | | Player | ip | h | r | er | bb | so | ab | bf | np | |
| Robinson, Kyle | 4.2 | 7 | 8 | 7 | 2 | 3 | 21 | 24 | 83 | | Voegelé, Dominic | 6.0 | 3 | 2 | 2 | 3 | 5 | 21 | 24 | 94 | |
| Erdman, Zach | 1.1 | 2 | 1 | 1 | 0 | 5 | 6 | 27 | | Moore, Cooper | 1.0 | 0 | 0 | 0 | 0 | 4 | 5 | 15 | | | |
| Washburn, Jack | 1.0 | 0 | 0 | 0 | 0 | 2 | 3 | 11 | | Cain, Tegan | 1.0 | 0 | 0 | 0 | 0 | 0 | 3 | 12 | | | |
| Huffling, Max | 1.0 | 1 | 2 | 2 | 2 | 1 | 4 | 6 | 27 | | Dougan, Kolby | 1.0 | 1 | 0 | 0 | 0 | 3 | 4 | 14 | | |

Win - Voegelé, D. (6-2). Loss - Robinson, K. (4-5). Save - None.
 HBP - by Robinson, K. (Hartl, B.); by Moore, C. (Macey, D.). Pitches/strikes: Robinson, K. 83/52; Erdman, Z. 27/15; Washburn, J. 11/7; Huffling, M. 27/14; Voegelé, D. 94/65; Moore, C. 15/11; Cain, T. 12/9; Dougan, K. 14/11.

Umpires - HP: Daniel Jimenez 1B: Mark Hutchison 2B: Lance Vaughn 3B: Bill McGuire
 Start: 12:05 pm Time: 2:51 Attendance: 884
 Weather: 75, cloudy

38 KANSAS 4, TEXAS TECH 3
April 26, 2024 | Lawrence, Kan. | Hoglund Ballpark

| Texas Tech 3 (29-15,12-10 Big 12) | | | | | | | | | | | Kansas 4 (23-15,10-9 Big 12) | | | | | | | | | | |
|-----------------------------------|----|---|---|-----|----|----|----|---|-----|----------------------|------------------------------|----|---|---|-----|----|----|----|---|-----|--|
| Player | ab | r | h | rbi | bb | so | po | a | lob | | Player | ab | r | h | rbi | bb | so | po | a | lob | |
| Kash, Gavin 1b | 5 | 0 | 1 | 0 | 0 | 2 | 10 | 1 | 1 | | Nett, John cf | 2 | 1 | 0 | 3 | 0 | 2 | 0 | 1 | | |
| Bravo, Damian cf/lf | 4 | 1 | 1 | 1 | 1 | 0 | 0 | | | English, Jake c | 3 | 0 | 0 | 1 | 1 | 0 | 10 | 0 | 0 | | |
| Bazzell, Kevin c | 4 | 0 | 1 | 0 | 1 | 5 | 0 | 1 | | Shojinaga, Kodey 3b | 4 | 0 | 1 | 0 | 1 | 0 | 1 | 1 | | | |
| Green, Austin rf | 4 | 1 | 1 | 0 | 1 | 1 | 2 | | | Hartl, Ben 1b | 5 | 1 | 4 | 2 | 0 | 7 | 1 | 0 | | | |
| Woodcox, Drew lf | 4 | 0 | 2 | 2 | 0 | 1 | 0 | 0 | | Wisdom, Ty 2b | 3 | 0 | 0 | 0 | 1 | 1 | 2 | 1 | | | |
| Harrelson, Gage cf | 0 | 0 | 0 | 0 | 0 | 0 | 0 | 0 | | Cranford, Collier ss | 3 | 1 | 1 | 0 | 0 | 1 | 1 | 2 | 3 | | |
| Stripling, Landon dh | 4 | 0 | 1 | 0 | 0 | 1 | 0 | 0 | 1 | | Combs, Cooper dh | 3 | 0 | 2 | 0 | 1 | 0 | 0 | 0 | 0 | |
| McGee, Cade 3b | 4 | 0 | 0 | 0 | 2 | 0 | 1 | 1 | | Hunt, Sam pr/dh | 0 | 0 | 0 | 0 | 0 | 0 | 0 | 0 | 0 | | |
| Lopez, Tracer ss | 4 | 1 | 2 | 0 | 0 | 0 | 3 | 7 | 2 | | Jans, Chase lf | 3 | 1 | 2 | 0 | 0 | 0 | 3 | 0 | 0 | |
| Pompey, TJ 2b | 4 | 0 | 0 | 0 | 2 | 4 | 6 | 0 | | Ashby, Lenny ph | 1 | 0 | 1 | 1 | 0 | 0 | 0 | 0 | 0 | | |
| Free, Ryan p | 0 | 0 | 0 | 0 | 0 | 0 | 0 | 0 | 0 | | Leto, Luke rf | 0 | 0 | 0 | 0 | 0 | 0 | 0 | 0 | 0 | |
| Sanders, Josh p | 0 | 0 | 0 | 0 | 0 | 0 | 0 | 0 | 0 | | Kozzewski, Mike rf/lf | 4 | 0 | 1 | 0 | 1 | | | | | |



BOX SCORES

45

HOUSTON 13, KANSAS 5
May 10, 2024 | Lawrence, Kan. | Hoglund Ballpark

Houston 13 (25-24,7-17 Big 12)

Table with columns: Player, ab, r, h, rbi, bb, so, po, a, lob. Lists Houston players including Lopez, Jimenez, Murray, Tulimero, Coll, Arbolida, Jones, DeJesus, French, Schoenvogel, Citelli, Schmitz, and Drezek.

Kansas 5 (27-18,13-12 Big 12)

Table with columns: Player, ab, r, h, rbi, bb, so, po, a, lob. Lists Kansas players including Nett, Hartl, Shojinaga, English, Wisdom, Cranford, Ashby, Diggins, Koszewski, Dutton, Lanthier, Callahan, Ireland, Brasosky, Cashero, Bradford, Crawford, and Kasey.

Score by Innings table showing runs, hits, and errors for Houston and Kansas across 9 innings.

E - DeJesus, C.(5); Shojinaga, K.(7). DP - HOU 1. LOB - HOU 13; KU 6. 2B - Jones, T.(9); DeJesus, C.(4); French, J.(8); Schoenvogel(4). 3B - Arbolida, C.(2). HR - Murray, J. 2(6); Coll, H.(13); Wisdom, T.(4). HBP - Jimenez, K. 2; Arbolida, C. 2. SF - English, J. 2(5). SB - Jones, T. 2(19). CS - Jones, T.(3).

Houston batting statistics table with columns: Player, ip, h, r, er, bb, so, ab, bf, np.

Kansas batting statistics table with columns: Player, ip, h, r, er, bb, so, ab, bf, np.

Win - Citelli, C. (4-2). Loss - Dutton, R. (7-4). Save - None.

WP - Citelli, C.(5); Dutton, R.(2). HBP - by Dutton, R. (Arbolida, C.); by Callahan, J. (Jimenez, K.); by Bradford, G. (Jimenez, K.); by Crawford, K. (Arbolida, C.). Pitches/strikes: Citelli, C. 93/63; Schmitz, P. 20/8; Drezek, G. 41/28; Dutton, R. 87/55; Lanthier, E. 24/9; Callahan, J. 19/10; Ireland, S. 23/11; Brasosky, G. 11/7; Cashero, H. 16/12; Bradford, E. 22/13; Crawford, K. 22/12.

Umpires - HP: Casey Moser 1B: Mark Winters 2B: Greg Harmon 3B: Matt Schaufert

Start: 6:05 pm Time: 3:15 Attendance: 1038

Weather: 78, partly cloudy
Lanthier, E. faced 4 batters in the 5th.

46

KANSAS 11, HOUSTON 9
May 11, 2024 | Lawrence, Kan. | Hoglund Ballpark

Houston 9 (25-25,7-18 Big 12)

Table with columns: Player, ab, r, h, rbi, bb, so, po, a, lob. Lists Houston players including Jimenez, Murray, Tulimero, Coll, Arbolida, Jones, DeJesus, French, Schoenvogel, Citelli, Schmitz, and Luzardo.

Kansas 11 (28-18,14-12 Big 12)

Table with columns: Player, ab, r, h, rbi, bb, so, po, a, lob. Lists Kansas players including Nett, Hartl, Shojinaga, English, Wisdom, Cranford, Diggins, Combs, Ashby, Koszewski, Jans, Voegele, Easley, Moore, Cain, and Cranton.

Score by Innings table showing runs, hits, and errors for Houston and Kansas across 9 innings.

E - Tulimero, A.(5). LOB - HOU 8; KU 6. 2B - French, J. 2(10); Hartl, B.(11); English, J.(12). HR - Jimenez, K.(3); Arbolida, C. 2(15); Hartl, B.(9); Diggins, C.(3); Ashby, L.(8). HBP - Jimenez, K. SH - Koszewski, M(4). SF - Jimenez, K.(2). CS - Coll, H.(5).

Houston batting statistics table with columns: Player, ip, h, r, er, bb, so, ab, bf, np.

Kansas batting statistics table with columns: Player, ip, h, r, er, bb, so, ab, bf, np.

Win - Easley, J. (1-0). Loss - Luzardo, D. (2-1). Save - Cranton, H. (6).

WP - Jean, A. 2(7); Voegele, D.(5); Easley, J.(2). HBP - by Voegele, D. (Jimenez, K.). Pitches/strikes: Jean, A. 71/46; Luzardo, D. 25/13; LaCalameto 54/36; Voegele, D. 70/45; Easley, J. 32/17; Moore, C. 28/20; Cain, T. 20/13; Cranton, H. 14/10.

Umpires - HP: Mark Winters 1B: Greg Harmon 2B: Matt Schaufert 3B: Casey Moser

Start: 2:06 pm Time: 2:56 Attendance: 1080

Weather: 80, sunny

47

KANSAS 9, HOUSTON 6
May 12, 2024 | Lawrence, Kan. | Hoglund Ballpark

Houston 6 (25-26,7-19 Big 12)

Table with columns: Player, ab, r, h, rbi, bb, so, po, a, lob. Lists Houston players including Jimenez, Murray, Tulimero, Coll, Arbolida, Jones, Nickens, French, Schoenvogel, Avalor, Solis, Torrealba, O'Donnell, Dollar, Benzor, and Stuart.

Kansas 9 (29-18,15-12 Big 12)

Table with columns: Player, ab, r, h, rbi, bb, so, po, a, lob. Lists Kansas players including Nett, Hartl, Shojinaga, English, Ashby, Cranford, Wisdom, Jans, Diggins, Koszewski, Shaw, Lanthier, Cain, and Cranton.

Score by Innings table showing runs, hits, and errors for Houston and Kansas across 9 innings.

E - Jones, T.(3); Shojinaga, K.(8); Cranford, C.(7). LOB - HOU 7; KU 14. 2B - Tulimero, A.(9); Avalor, A.(1); Shojinaga, K.(18). HR - Arbolida, C.(16); English, J.(13). HBP - Hartl, B.; Koszewski, M. 2. SH - Ashby, L.(2); Cranford, C.(1). SF - Shojinaga, K.(2). SB - Nett, J.(8). CS - Arbolida, C.(2).

Houston batting statistics table with columns: Player, ip, h, r, er, bb, so, ab, bf, np.

Kansas batting statistics table with columns: Player, ip, h, r, er, bb, so, ab, bf, np.

Win - Lanthier, E. (4-0). Loss - Torrealba (0-2). Save - None.

WP - Benzor, M.(4); Stuart, C.(4). HBP - by Torrealba (Hartl, B.); by Benzor, M. (Koszewski, M); by Stuart, C. (Koszewski, M). Pitches/strikes: Solis, A. 59/33; Torrealba 20/12; O'Donnell, B. 7/5; Dollar, R. 25/12; Benzor, M. 35/17; Stuart, C. 20/12; Shaw, E. 83/54; Lanthier, E. 40/30; Cain, T. 18/11; Cranton, H. 24/18.

Umpires - HP: Greg Harmon 1B: Matt Schaufert 2B: Casey Moser 3B: Mark Winters

Start: 12:05 pm Time: 3:09 Attendance: 832

Weather: 80, mostly cloudy
O'Donnell, B. faced 3 batters in the 4th.
Benzor, M. faced 2 batters in the 7th.

THE LAST TIME...

A KU PLAYER...

| | |
|---|---|
| 8 At-Bats in a Game: | Tucker Tharp vs. Wichita State, April 10, 2012 |
| 7 At-Bats in a Game: | Chase Jans vs. Kansas State, April 16, 2023 |
| 6 Hits in a Game: | Tavian Josenberger at Oklahoma, April 10, 2021 |
| 5 Hits in a Game: | Chase Jans vs. Kansas State, April 16, 2023 |
| 4 Hits in a Game: | Ben Hartl vs. Texas Tech, April 26, 2024 |
| Back-to-back 4-hit games: | Kodey Shojinaga vs. Pacific, April 12-13, 2024 |
| 3 Doubles in a Game: | Caleb Upshaw vs. West Virginia, April 30, 2022 |
| 2 Triples in a Game: | Brett Vosik at Furman, April 28, 2019 |
| 4 Extra-Base Hits in a Game: | Nolan Metcalf at Air Force, April 27, 2022 |
| Hit for the Cycle: | Collier Cranford vs. UCF, March 22, 2024 |
| 9 RBIs in a Game: | Chase Jans vs. K-State, April 16, 2023 |
| 7 RBIs in a Game: | Michael Brooks vs. Pacific, April 12, 2024 |
| 6 RBIs in a Game: | Kodey Shojinaga vs. Pacific, April 14, 2024 |
| 5 RBIs in a Game: | Ben Hartl at Baylor, April 21, 2024 |
| 4 RBIs in a Game: | Collier Cranford vs. Wichita State, May 1, 2024 |
| 6 Runs in a Game: | Joel Benninghoff vs. NW Missouri State, March 16, 1993 |
| 5 Stolen Bases in a Game: | John Nelson vs. Texas-Pan American, May 13, 2001 |
| 4 Stolen Bases in a Game: | John Nelson vs. Texas-Pan American, May 13, 2001 |
| 3 Stolen Bases in a Game: | Zach Hanna at Charleston Southern, Feb. 22, 2020 |
| Back-to-Back HR: | Janson Reeder and Michael Brooks vs. #3 TCU, March 9, 2024 |
| 2 HR in a Game: | John Nett vs. Pacific, April 14, 2024 |
| Two Players Hit 2 HR in a Game: | Chase Jans and Tavian Josenberger at Charleston Southern, March 9, 2022 |
| 3 HR in a Game: | Justin Headley vs. Creighton, March 26, 1997 |
| Hit a Grand Slam: | Kodey Shojinaga vs. Pacific, April 14, 2024 |
| Pinch-Hit HR: | Tom Lichty vs. Sacramento State, April 28, 2021 |
| Pinch-Hit Grand Slam: | Ty Denzer at Samford, April 24, 2015 |
| Hit An Inside-The-Park HR: | Chase Jans at Belmont, March 5, 2023 |
| HR From Both Sides Of The Plate: | Tavian Josenberger at Charleston Southern, March 9, 2022 |
| Led Off Game With HR: | Dylan Ditzenberger vs. Kansas State, May 15, 2021 |
| Hit A Walk-Off HR: | Cole Elvis vs. Air Force (8 inn.), April 19, 2023 |
| Hit A Walk-Off Hit: | Maui Ahuna vs. Baylor, April 18, 2021 |
| HR in Four Straight Games: | Cole Elvis vs. Air Force vs. #24 Oklahoma State, April 19-23, 2023 |
| HR in Three Straight Games: | Cole Elvis at #19 West Virginia, April 7-9, 2023 |
| HR in Back-to-Back Games: | Ben Hartl vs. Pacific, April 13-14, 2024 |
| 5 Walks in a Game: | Jake English, at Cincinnati, March 15, 2024 |
| 4 Walks in a Game: | Michael Brooks, vs. Texas A&M Corpus Christi, Feb. 20, 2024 |
| 3 Hit-by-Pitch in a Game: | Cooper Combs, Illinois-Chicago, Feb. 18, 2023 |
| 2 Hit-by-Pitch in Same Inning: | Rudy Karre, Texas Southern, May 5, 2017 |
| Stole Home: | Casey Burnham, Ball State, February 29, 2020 |

A KU PITCHER...

| | |
|---|--|
| Pitched a Complete Game Shutout: | Sam Ireland (9) at Belmont, March 4, 2023 |
| Pitched a Complete Game: | Sam Ireland (9) at Belmont, March 4, 2023 |
| Pitched a No-Hitter: | Eli Davis (7) vs. Kansas State, May 14, 2021 |
| Pitched a Combined No-Hitter: | Scott Sharpe, Ryan Knippschild, Jacob Jean, Sean Land and Clint Schambach vs. Texas Southern, Feb. 1, 2004 |
| Pitched a 1-Hit Game (9 innings): | Jordan Piche' at Baylor, April 25, 2014 |
| Pitched a 1-Hit Game (7 innings): | Doug Lantz vs. Texas-Pan American, May 12, 2001 |
| Pitched a Combined 1-Hitter (9 innings): | Ryan Ralston, Casey Douglas, Chris Fearon, Jeremy Kravetz and Ty Stahl, Baker, March 23, 2016 |
| Pitched a 2-Hit Game (9 innings): | Ryan Cyr, Texas, May 4, 2019 |
| Pitched a 2-Hit Game (7 innings): | Kevin Wheeler vs. Hawaii-Hilo, Jan 26, 2003 |
| Pitched 5+ innings of scoreless relief: | Ethan Bradford (5.0) vs. Texas, May 6, 2023 |
| Recorded 10 Strikeouts: | Dominic Voegelé vs. Pacific, April 13, 2024 |
| Recorded 11 Strikeouts: | Ryan Cyr, vs. South Dakota State, Feb. 21, 2021 |
| Recorded 12 Strikeouts: | Reese Dutton, at BYU, March 28, 2024 |
| Recorded 13 Strikeouts: | Jackson Goddard (13), Oklahoma State, April 15, 2017 |
| Recorded 14 Strikeouts: | Ryan Zeferjahn (14), Oklahoma State, April 13, 2019 |
| Picked off 2+ runners in same inning: | Tom Gorzelanny (2) vs. Oral Roberts, April 2, 2002 |
| Picked off 3+ runners in a Game: | Jackson Goddard (3), Texas Southern, May 6, 2017 |

A KU TEAM...

| | |
|--------------------------------------|---|
| Scored 25+Runs: | 26 vs. Oakland, Feb. 26, 2023 |
| Scored 20+Runs: | 20 at Lafayette, March 23, 2021 |
| Scored 10+ Runs in an inning: | 16 vs. Pacific (6th inn.), April 14, 2024 |
| Recorded 20+ Hits: | 23, vs. Pacific, April 12, 2024 |
| Drew 10+ Walks: | (13) at Cincinnati, March 15, 2024 |
| Did Not Draw a Walk: | at Wichita State, March 23, 2022 |
| Did Not Strikeout: | Texas Southern, March 2, 2018 |
| Hit 7 HR: | vs. Oakland, Feb. 26, 2023 |
| Hit 6 HR: | at Samford, May 12, 2023 |
| Hit 5 HR: | at Charleston Southern, March 9, 2022 |
| Hit 4 HR: | vs. Pacific, April 14th, 2024 |

| | |
|---|---|
| Hit 2 HR in the Same Inning: | vs. Pacific, April 14th, 2024 |
| Hit 3 HR in the Same Inning: | at Samford, May 12, 2023 |
| Hit 10+ extra-base hits: | at Samford (10), May 12, 2023 |
| Stole 6+ Bases: | vs. Seton Hall (6), March 13, 2019 |
| Was Shutout at Home: | vs. West Virginia, April 6, 2024 |
| Was Shutout on the Road: | at Cincinnati, (1-0) March 16, 2024 |
| Was Shutout on a Neutral Field: | vs. North Dakota State, February 27, 2015 |
| Was Shutout in back-to-back games: | at #23 Stanford, Feb. 24-25, 2017 |
| Committed 6 Errors in a Game: | at Grand Canyon, March 21, 2018 |
| Committed 5 Errors in a Game: | at Cincinnati, March 17, 2024 |
| Won Both Games of a Doubleheader: | at BYU, March 29, 2024 |
| Lost Both Games of a Doubleheader: | vs. UCF, March 23, 2024 |
| Overcame a 5+ run deficit to win: | (7) vs. Houston, May 11, 2024 |
| Five-straight 10+ run games: | vs. Alabama A&M (4g)/at K-State, May 13-20, 2011 |
| Four-straight 10+ run games: | vs. Nebraska & Pacific, April 9-14, 2024 |
| Three-straight 10+ run games: | vs. BYU (2g)/vs. Northwestern, Feb. 15-21, 2014 |
| Back-to-Back 10+ run games: | vs. Texas Southern, March 2-3, 2023 |
| Received Three Intentional Walks: | vs. Creighton, March 4, 2020 |
| Turned a Triple Play: | vs. Texas, May 21, 2009 |
| Turned Four Double Plays: | TCU, April 14, 2018 |
| Recorded A Shutout (9 inn): | at Kansas State, May 4, 2024 |
| Beat A No. 1 Ranked Team: | 4-3 at #1 TCU, Feb. 20, 2011 |
| Swept a No. 1 Ranked Team: | vs. #1 Texas, March 20-22, 2024 |
| Won a Series Against a Top 25 Team: | #3 TCU, March 8-10, 2009 |
| Swept a Top 25 Team: | #20 St. John's, March 9-11, 2018 |
| Won a Series Against a Top 25 Team on the Road: | at #19 West Virginia, April 7-9, 2023 |
| Won Back-to-Back Games Against a Top 25 Team: | #3 TCU, March 8-9, 2024 |
| Won a Big 12 Series on the Road: | at Baylor, April 19-21, 2024 |
| Won Back-to-Back Big 12 Series: | vs. Baylor (Apr. 19-21) & Texas Tech (Apr. 26-28), 2024 |
| Won Three Straight Big 12 Series: | at Baylor vs. Texas Tech vs. West Virginia, April 25-May 11, 2014 |
| Swept a 3-game series: | vs. Texas Tech, April 26-28, 2024 |
| Swept a 3-game series on the road: | at BYU, March 28-29, 2024 |
| Swept a 3-game series on the road against a Top 25 Team: | at #6 LSU, Feb. 14-16, 2003 |
| Swept a 3-game Big 12 series: | vs. Texas Tech, April 26-28, 2024 |
| Played to a Tie: | Grand Canyon, April 26, 2016 |
| Walk-off Win: | vs. Texas Tech, April 26, 2024 |
| Won in Extra Innings: | vs. Missouri, March 19, 2024 |
| Lost in Extra Innings: | vs. Missouri, March 12, 2024 |
| Back-To-Back Extra-Inning Games: | Morehead State, March 29-30, 2018 |
| Played 11 Innings: | vs. K-State, May 23, 2019 (W, 15-14) |
| Played 12 Innings: | at St. Louis, March 7, 2021 (W, 7-5) |
| Played 13 Innings: | at Wichita State, March 20, 2019 (L, 2-3) |
| Played 14 Innings: | Oklahoma, April 23, 2022 (L, 6-7) |
| Played 15+ Innings: | at Wichita State (16), April 10, 2012 (L, 4-6) |

AN OPPOSING PLAYER...

| | |
|---|---|
| Hit 2+ HR in a Game: | 2, Cary Arbolida (Houston), May 11, 2024 |
| Hit 3+ HR in a Game: | 3, Kevin Bazzell (Texas Tech), May 20, 2023 |
| Hit A Grand Slam: | Hudson White (Texas Tech), May 20, 2023 |
| Hit An Inside-The-Park HR: | Greg Folgias (Missouri), May 8, 2009 |
| Hit a Walk-Off HR: | Gavin Kash (Texas Tech), May 19, 2023 |
| Hit for the Cycle: | C.J. Hinojosa (Texas), April 19, 2015 |
| Led Off Game With HR: | Dominic Johnson (Kansas State), May 7, 2022 |
| Stole Home: | Jordan Fucci (Samford), March 25, 2017 |
| Pitched A No-Hitter: | Justin Campbell (Oklahoma State), May 8, 2021 |
| Pitched A Complete Game Shutout: | Derek Clark (West Virginia), April 6, 2024 |
| Pitched A Complete Game: | Derek Clark (West Virginia), April 6, 2024 |
| A 1-Hit Game (9 innings): | Rene Recio (Oral Roberts), April 2, 2002 |
| A 1-Hit Game (7 innings): | Chase Mitchell (Kansas State), April 29, 2005 |
| A 2-Hit Game: | Cam Brown (7.0 IP, TCU), March 26, 2023 |
| A Pitcher Recorded 10+ Strikeouts: | 13, Mason Molina (Texas Tech), May 18, 2023 |

AN OPPOSING TEAM...

| | |
|---|------------------------------------|
| Turned a Triple Play: | Texas Southern, April 19, 2022 |
| Pitched a Combined 1-Hitter: | at St. Louis, March 5, 2021 |
| Hit 5+ HR In One Game: | (5) West Virginia, April 7, 2024 |
| Hit Back-to-Back HR: | at Texas, May 21, 2022 |
| Hit Back-to-Back-to-Back HR: | West Virginia, May 1, 2022 |
| Hit Back-to-Back-to-Back-to-Back HR: | West Virginia, April 7, 2024 |
| Hit Three Home Runs in an Inning: | West Virginia, April 7, 2024 |
| Drew 10+ Walks: | (13) at Cincinnati, March 15, 2024 |
| Did Not Draw a Walk: | Texas, May 5, 2023 |
| Did Not Strikeout: | at TCU, May 11, 2019 |



PHOTO ROSTER



1 TY WISDOM
INF • Fr. •
6-0 • 195 • L/R
Kansas City, Mo.



2 MIKE KOSZEWSKI
OF • R-Jr. •
5-11 • 180 • L/L
Oakbrook, Ill.



4 BRADY BLAKE
INF • Fr. •
6-2 • 180 • R/R
Indianola, Iowa



5 TYLER GERETY
OF • Jr. •
6-0 • 200 • R/R
Seneca, Kan.



6 MICHAEL BROOKS
INF • R-Jr. •
5-11 • 185 • R/R
Wellington, Fla.



7 COLLIER CRANFORD
INF • R-Sr. •
6-1 • 190 • R/R
Zachary, La.



8 CHASE DIGGINS
INF • Jr. •
6-0 • 180 • R/R
Perth, Australia



9 LUKE LETO
INF • Jr. •
6-3 • 215 • L/R
Portage, Mich.



10 JANSON REEDER
OF • Sr. •
6-1 • 215 • L/R
Edmond, Okla.



11 COOPER MOORE
RHP • Fr. •
6-1 • 200 • R/R
Bixby, Okla.



12 DOMINIC VOEGELE
RHP • Fr. •
6-2 • 180 • R/R
Columbia, Ill.



14 COOPER COMBS
OF • Jr. •
5-10 • 205 • R/R
Springdale, Ark.



15 THANIEL TRUMPER
RHP • Sr. •
6-3 • 210 • R/R
Fort Collins, Colo.



16 JJ TYLCKI
RHP • Sr. •
6-2 • 250 • L/R
Shawnee, Kan.



17 MITCHELL BIRDSALL
C • Fr. •
6-3 • 200 • R/R
San Jose, Calif.



18 KODEY SHOJINAGA
INF/C • So. •
5-10 • 190 • R/R
Honolulu, Hawaii



20 HUNTER CASHERO
RHP • Sr. •
6-0 • 205 • R/R
Shawnee, Kan.



21 JAKE ENGLISH
C • Sr. •
6-2 • 210 • L/R
Olathe, Kan.



23 JD CALLAHAN
RHP • Fr. •
6-4 • 205 • R/R
Santa Clarita, Calif.



25 BEN HARTL
C • Jr. •
5-11 • 210 • R/R
Springfield, Ill.



26 JACKSON KLINE
OF • So. •
6-0 • 195 • L/L
Kansas City, Mo.



28 JAKE BAKER
OF • Sr. •
6-4 • 215 • L/L
Lawrence, Kan.



29 JOHN NETT
OF • R-Sr. •
5-10 • 200 • R/R
Appleton, Wis.



30 COLTON WEMHOFF
OF • Fr. •
6-2 • 205 • R/R
Gladstone, Mo.



31 REESE DUTTON
RHP • Sr. •
6-2 • 210 • R/R
Kenosha, Wis.



32 HUNTER CRANTON
RHP • R-Sr. •
6-3 • 210 • R/R
Newport Beach, Calif.



33 SAM HUNT
INF • R-Jr. •
5-11 • 195 • L/L
Flower Mound, Texas



34 KOLBY DOUGAN
RHP • Sr. •
5-10 • 185 • R/R
Topeka, Kan.



35 ETHAN BRADFORD
LHP • Sr. •
6-4 • 210 • L/L
Lawrence, Kan.



36 PATRICK STEITZ
RHP • Jr. •
6-8 • 200 • R/R
Peoria, Ariz.



39 GRANT ADLER
RHP • Sr. •
6-3 • 200 • R/R
Wichita, Kan.



40 TEGAN CAIN
RHP • Jr. •
6-0 • 200 • L/R
Ellis, Kan.



41 KASEY CRAWFORD
RHP • Fr. •
6-4 • 200 • R/R
Olathe, Kan.



42 CHASE JANS
OF • Jr. •
6-0 • 190 • R/R
Overland Park, Kan.



44 SAM IRELAND
RHP • Sr. •
6-4 • 240 • R/R
Highlands Ranch, Colo.



45 J'BRIELL EASLEY
RHP • R-Jr. •
6-2 • 245 • R/R
Shawnee, Okla.



46 GAVIN BRASOSKY
LHP • Jr. •
6-0 • 195 • L/L
Kalamazoo, Mich.



48 BRIGDEN PARKER
LHP • Jr. •
6-2 • 195 • L/L
Holly, Colo.



50 ETHAN LANTHIER
RHP • Jr. •
6-5 • 230 • R/R
Northfield, Minn.



52 LENNY ASHBY
OF • Sr. •
5-7 • 215 • L/L
Oranjestad, Aruba



55 LUKE METZKER
RHP • R-Fr. •
6-0 • 180 • R/R
Reno, Nev.



57 EVAN SHAW
LHP • Jr. •
6-4 • 205 • L/L
Fridley, Minn.

COACHING/SUPPORT STAFF



19 DAN FITZGERALD
Head Coach
2nd Season




22 BRANDON SCOTT
Assistant Coach/
Pitching Coach
2nd Season




24 TYLER HANCOCK
Assistant Coach/
Hitting Coach
2nd Season




27 JON COYNE
Assistant Coach/
Recruiting Coord.
2nd Season



RYAN HOLLAND
Director of Player
Development
2nd Season



LUKE MURBACH
Director of Baseball
Operations
1st Season



SCOTT JUNCK
Graduate Manager
1st Season



LUKE BRADFORD
Director of Sports
Performance
13th Season



KEN WAINWRIGHT
Athletic Trainer
20th Season



ALI LEAL
Athletic Trainer
1st Season