

UH HOUSTON BASEBALL NOTES

16 CONFERENCE TITLES • 22 NCAA REGIONALS • 4 NCAA SUPER REGIONALS • 2 COLLEGE WORLD SERIES

GAMES 49-51 | KANSAS | MAY 10-12 | LAWRENCE, KAN.

2024 SCHEDULE

HOUSTON COUGARS

24-24 (6-17 BIG 12)

Head Coach: Todd Whitting (14th at Houston), 442-334-1

AVERAGE	POWER	SPEED
Cary Arbolida .367 (40x109)	Cary Arbolida .826 slg	Tre Jones 17 for 19 SB

KANSAS JAYHAWKS

27-17 (13-11 BIG 12)

Head Coach: Dan Fitzgerald (2nd at Kansas), 52-49

AVERAGE	POWER	SPEED
John Nett .358 (64x179)	Ben Hartl .480 slg	John Nett 7 for 8 SB

GAME 1 FRIDAY AT 6 P.M.	GAME 2 SATURDAY AT 2 P.M.	GAME 3 SUNDAY AT 12 P.M.
 LHP Antoine Jean (3-2, 4.50 ERA) RHP Reese Dutton (7-3, 3.18 ERA)	 RHP Cade Citelli (3-2, 3.09 ERA) RHP Dominic Voegele (7-2, 2.65 ERA)	 TBA TBA

THE MATCHUP

- » The Houston-Kansas matchup dates back to 1958 with the Cougars winning the first meeting 7-6.
- » This is the first meeting since 1998.
- » Houston sprayed 14 hits around the ballpark in the 1998 meeting at Cougar Field. Five different Cougars had multiple hits while Alex Jackson tossed 5.2 scoreless relief innings with four strikeouts.
- » Senior Anthony Tulimero began his career at Kansas starting 67 of 71 games while hitting .252 over two seasons wwith the Jayhawks (2020-21).
- » This is the first three game series between Houston and Kansas.

SERIES HISTORY


Houston record vs Kansas	3-2
Last meeting	W, 9-2, 2/21/98
Streak	Houston, W1

NEWS AND NOTES

- » Freshman Ace Reese hit a go-ahead three-run home run in the sixth inning Tuesday night in Houston's come from behind win over Nicholls. Three three RBI performance marked a career-high for the freshman.
- » Second baseman Harold Coll hit the team's third grand slam of the season, tying Saturday's game against UCF at 4-4 in the 6th inning.
- » Senior Cary Arbolida has hit multiple home runs in three different games this season (vs Texas, 4/12; 2x vs UT Arlington, 4/26 & 4/28).
- » Arbolida is on a seven-game hitting streak in which he is hitting .462 with 12 hits, five home runs 11 RBI and seven runs scored.
- » The Cougars scored five or more runs in 13 games in April and hit multiple home runs in 12 games during April.
- » Left fielder Ace Reese recorded his first-career three-hit game at Texas A&M with two opposite field hits including an opposite field home run. Reese is now third among Big 12 Conference freshmen in homers (six).
- » Coll's 3.32 WAR (wins above replacement) ranks sixth in the Big 12 and eighth among second basemen nationally. Coll's 3.32 WAR is second among Big 12 second basemen.
- » The Cougars have scored 20+ runs in two games this year after beating Southern 25-0 on Wednesday. It marks the first time Houston has scored 20+ in multiple games in the same season.
- » Houston hit more home runs in the month of April (37) than it did in both February and March combined (26). Houston averaged 2.18 home runs per game across 17 games in April compared to 0.96 in February and March, combined, across 16 games.
- » Three different Cougars have hit 10+ home runs in 2024, marking the third-straight year a trio of Cougars have hit 10+ homers in the same season.
- » Houston is on pace to hit more home runs than its opponents for the first time in a full season since 2019. The Cougars pitchers have given up just 36 home runs in 2024 while hitting 64 thus far.
- » The Cougars pitching staff is on pace for the second-most strikeouts in a single season with 576 thanks to their 10.6 strikeouts per nine innings pace. The school record 605 was set in 2003 over 598.1 innings (9.1 strikeouts per nine) in which Houston played a school record 67 games.
- » Freshman Anthony Avalos recorded his first-career hit on a pinch-hit two-run home run at #1 Texas A&M on Tuesday.
- » Third baseman Anthony Tulimero is the first Cougar to eclipse 100 RBI in their Houston career since Ryan Hernandez (107) did so from 2020-22. Tulimero has 139 career RBI from his time at Houston and Kansas.

POTENTIAL STARTERS

by number of starts (last three games)



BY THE NUMBERS

	CONF.	NCAA		AVERAGE	»	.301	47	3
	6	129	.283			.301	47	3
	6	80	.479	SLUGGING	»	.503	50	4
	6	118	.390	ON-BASE	»	.406	54	3
	7	111	7.1	RUNS (avg)	»	7.5	78	4
	--	--	9.6	HITS (avg)	»	10.3	--	--
	4	61	68	HOME RUNS	»	60	96	6
	--	--	8.5	STRIKEOUTS (avg)	»	6.7	--	--
	--	--	4.8	WALKS (avg)	»	5.3	--	--
	4	50	75	STOLEN BASES	»	22	278	13
	6	68	5.08	ERA	»	4.38	22	2
	8	89	1.52	WHIP	»	1.44	50	4
	3	17	10.4	STRIKEOUTS (avg)	»	9.2	64	7
	--	--	.263	OPP. AVERAGE	»	.259	--	--
	7	110	.972	FIELDING PCT.	»	.970	149	9

BASEBALL COMMUNICATIONS:

Fletcher Like
503-709-3786
flike@central.uh.edu

24-24	6-17	20-10	3-12	1-2
W-L	Big 12	Home	Away	Neutral
Fri. 2/16		Binghamton		W, 8-4
Sat. 2/17		Binghamton		W, 8-2
Sun. 2/18		Binghamton		W, 7-0
Tue. 2/20		Prairie View A&M		W, 27-1
Fri. 2/23		St. Johns (NY)		W, 12-6
Sat. 2/24		St. Johns (NY)		W, 7-2
Sun. 2/25		St. Johns (NY)		L, 11-6
Tue. 2/27		UTSA		L, 8-7
ASTROS FOUNDATION COLLEGE CLASSIC (MINUTE MAID PARK)				
Fri. 3/1		vs. Texas State		L, 8-7 (10)
Sat. 3/2		vs. #9 Vanderbilt		L, 3-1
Sun. 3/3		vs. Louisiana		W, 13-10 (11)
Tue. 3/5		Sam Houston^		W, 2-1
Fri. 3/8		Baylor*		W, 4-3
Sat. 3/9		Baylor*		W, 8-0
Sun. 3/10		Baylor*		W, 3-2
Thu. 3/14		at BYU*		W, 9-2
Fri. 3/15		at BYU*		L, 4-2
Sat. 3/16		at BYU*		L, 10-8
Tue. 3/19		Rice!		W, 4-1
Wed. 3/20		at Rice!		W, 4-2
Fri. 3/22		Kansas State*		L, 5-3
Sat. 3/23		Kansas State*		L, 6-5
Sun. 3/24		Kansas State*		L, 9-3
Tue. 3/26		Lamar		W, 6-4
Thu. 3/28		at TCU*		L, 14-1
Fri. 3/29		at TCU*		L, 6-2
Sat. 3/30		at TCU*		L, 6-4
Tue. 4/2		Rice!		W, 4-3
Fri. 4/5		at Texas Tech*		L, 12-9
Sat. 4/6		at Texas Tech*		L, 15-12
Sun. 4/7		at Texas Tech*		L, 12-8
Tue. 4/9		at Sam Houston^		L, 8-5
Fri. 4/12		Texas*		W, 9-1
Sat. 4/13		Texas*		L, 6-5
Sun. 4/14		Texas*		L, 13-8
Tue. 4/16		Houston Christian		W, 10-0 (8)
Wed. 4/17		Southern		W, 25-0 (7)
Fri. 4/19		at Cincinnati*		L, 6-4
Sat. 4/20		at Cincinnati*		L, 5-4
Sun. 4/21		at Cincinnati*		W, 8-5
Tue. 4/23		at Texas A&M		L, 13-11
Fri. 4/26		UT Arlington		W, 17-7
Sat. 4/27		UT Arlington		L, 7-3
Sun. 4/28		UT Arlington		W, 10-4
Wed. 5/1		McNeese		W, 9-8 (10)
Fri. 5/3		UCF*		L, 4-1
Sat. 5/4		UCF*		L, 6-4
Sun. 5/5		UCF*		Canceled
Tue. 5/7		Nicholls		W, 5-4
Fri. 5/10		at Kansas*		6 p.m.
Sat. 5/11		at Kansas*		2 p.m.
Sun. 5/12		at Kansas*		Noon
Tue. 5/14		vs. Sam Houston^		6:30 p.m.
Thu. 5/16		Oklahoma State*		6:30 p.m.
Fri. 5/17		Oklahoma State*		6:30 p.m.
Sat. 5/18		Oklahoma State*		1 p.m.
BIG 12 TOURNAMENT (GLOBE LIFE FIELD ARLINGTON, TEXAS)				
May 21-25		TBD		

LAST TIME OUT

- » Rallied down 3-0 to take a 4-3 lead thanks to a pair of home runs from freshmen Conner Bennett and Ace Reese.
- » A bases loaded walk-off single by senior Cary Arbolida scored the winning run.

All times listed in CT unless otherwise noted | All times subject to change
 * Big 12 Conference Game | ^ Don Sanders Cup | | Silver Glove Series
 Home Away
 Constellation Field (Sugar Land, Texas)

PROGRAM QUICK FACTS

GENERAL INFORMATION

Location	Houston, Texas
Enrollment	46,700
Founded	1927
Nickname	Cougars
Colors	Scarlet & White
President/Chancellor	Dr. Renu Khator
Vice President for Athletics	Chris Pezman
NCAA Faculty Representative	Dr. Catherine Horn
SWA	DeJuena Chizer
Conference (first season)	Big 12 Conference (2024)

STADIUM INFORMATION

Stadium Name	Darryl & Lori Schroeder Park
Field Name	Don Sanders Field
Capacity	3,500
Largest Crowd	4,519 vs. Rice (5/27/00)
Dimensions	330-375-390-375-330
Surface	FieldTurf

COACHING STAFF

Head Coach	Todd Whitting (Houston, '95)
Record at Houston	442-334-1 (14th season)
Overall Record	Same
Associate Head Coach	Ross Kivett (3rd base)
Assistant Coach (Pitching)	Sean Kenny
Assistant Coach/Recruiting Coord.	Matt Reid (1st base)
Director of Baseball Operations	Traci Cauley
Director of Player Development	Mason Lucas
Director of Analytics	Andy Davis

TEAM INFORMATION

2023 Overall Record	36-23
The American Record (Finish)	17-6 (2nd)
The American Championship	3-2
Postseason	N/A
Letterwinners Returning/Lost	18/22
Position Starters Returning/Lost	4/5
Pitchers Returning/Lost	2/2
Newcomers	22

HISTORY

First Season of Record	1947
Seasons	76
All-Time Record	2009-1518-15
Regular Season Conference Titles (Last)	11 (2018)
Conference Tournament Titles (Last)	6 (2017)
NCAA Regional Appearances (Last)	22 (2018)
NCAA Super Regional Appearances (Last)	4 (2014)
NCAA College World Series Appearances (Last)	2 (1967)

HOUSTON COMMUNICATIONS

Asst. AD, Communications & Social Media	Fletcher Like
Cell	503-709-3786
Email	flike@central.uh.edu

ONLINE

Athletics	UHCougars.com
Recruiting	uhcougarbb.exposure.co
Twitter/Instagram/Facebook	UHCougarBB

LAST THREE GAMES

	Friday, May 3			Saturday, May 4			Tuesday, May 7				
	Arbolida solo homer breaks up shutout in fifth inning.			Two out rally, Coll grand slam ties game in sixth, Cougars allow 2 in eighth in loss.			Bennett, Reese power rally, Arbolida wins it in ninth for fourth walk-off of 2024.				
	R	H	E	R	H	E	R	H	E		
UCF	4	7	0	UCF	6	9	0	Nicholls	4	10	0
Houston	1	2	1	Houston	4	4	0	Houston	5	7	0

BROADCAST INFO

LIVE STATS

StatBroadcast

houston.statbroadcast.com

MEDIA CENTER

Notes, Photos, Records

uhcougars.com/baseball-media

HOUSTON IN THE NCAA RANKINGS

Statistic	National	Conference	Value
Shutouts	15	2	4
Strikeout per nine	17	3	10.4
Strikeout to walk ratio	47	6	2.31
Stolen Bases	50	4	75

POSTSEASON GLORY

CONFERENCE

REGULAR SEASON CHAMPIONS

2018 (American)
2017 (American)
2015 (American)
2002 (C-USA)
2000 (C-USA)
1999 (C-USA)
1960 (MVC)
1953 (MVC)
1952 (MVC)
1951 (MVC)
1950 (MVC)

CONFERENCE

TOURNAMENT CHAMPIONS

2017 (American)
2014 (American)
2008 (C-USA)
2000 (C-USA)
1997 (C-USA)
1951 (MVC)



REGIONAL

2018
2017
2015
2014
2008
2006
2003
2002
2001
2000
1999
1997
1990
1987
1985
1982
1967
1966
1960
1958
1953
1951



SUPER REGIONAL

2014
2003
2002
2000



COLLEGE WORLD SERIES

1967
1953

ON THIS DAY IN HOUSTON BASEBALL HISTORY

MAY 11

Dustin Carr began his 17-game hitting streak that spanned the 1996 and 1997 seasons - the seventh longest hitting streak in program history.

#	NAME	POS	B/T	HT	YR	HOMETOWN	HIGH SCHOOL / PREV.	
0	Harold Coll	INF	R/R	5-11	Sr.	Boston, Mass.	Georgia Premier Academy / Arkansas	Cole
1	Ace Reese	INF	L/R	6-3	Fr.	Canton, Texas	Canton HS	
2	Hudson Sapp	OF	L/L	5-10	Jr.	Americus, Ga.	Dawson County HS / Ole Miss	
3	Coby DeJesus	INF	R/R	5-11	So.	Diboll, Texas	Diboll HS	de-hay-soos
4	Antoine Jean	LHP	R/L	6-2	Sr.	Montreal, Canada	Edouard-Montpetit / Alabama	anne-twan jhawn
5	Anthony Tulimero	C	R/R	6-0	Sr.	Temecula, Calif.	Vista Murrieta HS / Kansas	too-li-mare-oh
8	Alex Solis	RHP	R/R	6-1	Fr.	Weslaco, Texas	Weslaco HS	so-lease
10	Cary Arbolida	OF	R/R	6-1	Sr.	Torrance, Calif.	South Torrance HS / Orange Coast College	are-bow-lee-duh
11	Tristan Russell	UTL	S/R	6-0	Fr.	Cypress, Texas	Cypress Woods HS	
12	Joey Craig	OF	R/R	6-2	Jr.	Omaha, Neb.	Omaha Central HS / Glendale CC	
13	Justin Murray	UTL	R/R	6-0	Sr.	Charlotte, N.C.	Providence Day School / Dartmouth	
14	Alex Lopez	UTL	L/R	5-9	Sr.	Houston, Texas	Mirabeau B. Lamar HS / McLennan CC	
15	Tristan Moore	INF/OF	L/L	6-2	Sr.	St. Thomas US Virgin Islands	Laurel Springs HS / New Orleans	
17	Thomas Lyssy	INF	L/R	6-3	So.	Harlingen, Texas	Harlingen HS	lys-ee (like lippy)
18	Cameron Nickens	OF	R/R	6-3	Jr.	Magnolia, Texas	Magnolia HS	
20	Kyle LaCalameto	LHP	L/L	6-2	Gr.	Cincinnati, Ohio	Kings HS	la-call-uh-met-o
21	Jaxon Jelkin	RHP	R/R	6-5	Jr.	Omaha, Neb.	Bellevue West HS / South Mountain CC	jackson gel-kin
23	Cade Citelli	RHP	R/R	6-3	Jr.	Prosper, Texas	Prosper HS / UT Arlington	ci-tell-ee
24	Ryan Dollar	RHP	R/R	6-3	So.	Houston, Texas	MacArthur HS	
25	Duncan Howard	RHP	R/R	6-3	Sr.	Kernersville, N.C.	Robert B. Glen HS / Presbyterian	
26	José Torrealba	LHP	L/L	5-8	Gr.	Acarigua, Venezuela	St. Vincent De Paul	
27	Paul Schmitz	RHP	R/R	6-8	So.	Bonn, Germany	Ernst-Moritz-Arndt Gymnasium	
28	Michael Benzor	LHP	L/L	6-4	So.	Houston, Texas	Porter HS / Oklahoma State	ben-zorr
29	Jonathan French	C	R/R	5-11	R-Sr.	Lilburn, Ga.	Parkview HS / South Carolina / Clemson	
30	Tim Williamson	LHP	R/L	6-3	Sr.	Tomball, Texas	Tomball Memorial HS / Harvard	
31	Kenneth Jimenez	C	R/R	5-8	Jr.	Tucson, Ariz.	Nogales HS / South Mountain CC	
32	Anthony Avalos	INF	R/R	5-9	Fr.	Pearland, Texas	Pearland HS	
33	Tre Jones	OF	L/L	6-4	Sr.	Houston, Texas	Jersey Village HS / Texas A&M Corpus Christi	
34	Conner Bennett	C	R/R	5-8	Fr.	Conroe, Texas	Oak Ridge HS	
35	Graysen Drezek	RHP	R/R	6-3	Jr.	Davenport, Iowa	North Scott HS / Kirkwood CC	dreh-zik
36	Diego Luzardo	RHP/OF	R/R	6-0	Fr.	La Porte, Texas	La Porte HS	
37	Cole Carbone	C	L/R	6-2	Fr.	Cranston, R.I.	Cranston HS	car-bone-ee
38	Owen Woodward	RHP	R/R	6-3	Sr.	Breckenridge, Texas	Breckenridge HS / Weatherford College	
40	Brendan O'Donnell	LHP	L/L	6-2	Sr.	Hull, Mass.	Dexter Southfield HS / UConn	
42	Chris Stuart	LHP	L/L	6-1	Sr.	Amsterdam, Netherlands	Calandlyceum Texas	
43	Bryson Walker	LHP	L/L	5-11	Sr.	Jersey Village, Texas	Jersey Village HS	
44	Dan Wright	RHP	R/R	6-9	Jr.	Sergeant Bluff, Iowa	Sergeant Bluff-Luton HS Iowa Western CC	
48	Jacob Schoenvogel	OF	L/R	6-2	Sr.	Houston, Texas	Cy Fair HS / Baylor	shane-vogel
50	Richie Roman	RHP	R/R	6-3	Fr.	Corpus Christi, Texas	Carroll HS	
9	Todd Whitting	HC						wit-ing
23	Ross Kivett	AHC						
40	Sean Kenny	PC						
41	Matt Reid	AC						RAY-duh

POSITIONAL BREAKDOWN

PITCHERS (19)

#	Name		Yr.
4	Antoine Jean	LHP	Sr.
8	Alex Solis	RHP	Fr.
20	Kyle LaCalameto	LHP	Gr.
21	Jaxon Jelkin	RHP	Jr.
23	Cade Citelli	RHP	Jr.
24	Ryan Dollar	RHP	So.
25	Duncan Howard	RHP	Sr.
26	José Torrealba	LHP	Gr.
27	Paul Schmitz	RHP	So.
28	Michael Benzor	LHP	So.
30	Tim Williamson	LHP	Sr.
35	Graysen Drezek	RHP	Jr.
36	Diego Luzardo	RHP	Fr.
38	Owen Woodward	RHP	Sr.
40	Brendan O'Donnell	LHP	Sr.
42	Chris Stuart	LHP	Sr.
43	Bryson Walker	LHP	Sr.
44	Dan Wright	RHP	Jr.
50	Richie Roman	RHP	Fr.

CATCHERS (5)

#	Name		Yr.
5	Anthony Tulimero		Sr.
29	Jonathan French		R-Sr.
31	Kenneth Jimenez		Jr.
34	Conner Bennett		Fr.
37	Cole Carbone		Fr.

INFELDERS (7)

#	Name		Yr.
0	Harold Coll		Sr.
1	Ace Reese		Fr.
3	Coby DeJesus		So.
15	Tristan Moore		Sr.
17	Thomas Lyssy		So.
32	Anthony Avalos		Fr.

OUTFIELDERS (6)

#	Name		Yr.
2	Hudson Sapp		Jr.
10	Cary Arbolida		Sr.
12	Joey Craig		Jr.
18	Cameron Nickens		Jr.
33	Tre Jones		Sr.
48	Jacob Schoenvogel		Sr.

UTILITY (3)

#	Name		Yr.
11	Tristan Russell		Fr.
13	Justin Murray		Sr.
14	Alex Lopez		Sr.

COACHING STAFF

Todd Whitting	Head Coach	14th as HC 22nd at UH
Ross Kivett	Associate Head Coach	1st as AHC 3rd at UH
Sean Kenny	Assistant Coach / Pitching Coach	1st
Matt Reid	Assistant Coach / Recruiting Coordinator	1st

SUPPORT STAFF

Traci Cauley	Director of Operations	23rd
Woody Williams	Director of Pitching Strategy & Dev.	1st
Mason Lucas	Director of Player Development	5th
Andy Davis	Director of Analytics	1st
Santiago Garcia	Assistant Director of Player Development	1st in role 2nd at UH
Lance Perkins	Associate Director of Sports Medicine	1st
Cory Houston	Coordinator of Sports Performance	2nd



HAROLD COLL

INF • R/R • 5-11 • Sr.
Boston, Mass.

ACE REESE

INF • L/R • 6-3 • Fr.
Canton, Texas

HUDSON SAPP

OF • L/L • 5-10 • Jr.
Americus, Ga.

COBY DeJESUS

INF • R/R • 5-11 • So.
Diboll, Texas

ANTOINE JEAN

LHP • R/L • 6-2 • Sr.
Montral, Canada

ANTHONY TULIMERO

C • R/R • 6-0 • Sr.
Temecula, Calif.

ALEX SOLIS

RHP • R/R • 6-1 • Fr.
Weslaco, Texas

CARY ARBOLIDA

OF • R/R • 6-1 • Sr.
Torrance, Calif.

TRISTAN RUSSELL

UTL • S/R • 6-0 • Fr.
Cyprus, Texas



JOEY CRAIG

OF • R/R • 6-2 • Jr.
Omaha, Neb.

JUSTIN MURRAY

UTL • R/R • 6-0 • Sr.
Charlotte, N.C.

ALEX LOPEZ

UTL • L/R • 5-9 • Sr.
Houston, Texas

TRISTAN MOORE

INF/OF • L/L • 6-2 • Sr.
St. Thomas, US Virgin Islands

THOMAS LYSSY

INF • L/R • 6-3 • So.
Harlingen, Texas

CAMERON NICKENS

OF • R/R • 6-3 • Jr.
Magnolia, Texas

KYLE LaCALAMETO

LHP • L/L • 6-2 • Gr.
Cincinnati, Ohio

JAXON JELKIN

RHP • R/R • 6-5 • Jr.
Omaha, Neb.

CADE CITELLI

RHP • R/R • 6-3 • Jr.
Prosper, Texas



RYAN DOLLAR

RHP • R/R • 6-3 • So.
Houston, Texas

DUNCAN HOWARD

RHP • R/R • 6-3 • Sr.
Kernersville, N.C.

JOSÉ TORREALBA

LHP • L/L • 5-8 • R-Sr.
Acarigua, Venezuela

PAUL SCHMITZ

RHP • R/R • 6-8 • So.
Bonn, Germany

MICHAEL BENZOR

LHP • L/L • 6-4 • So.
Houston, Texas

JONATHAN FRENCH

C • R/R • 5-11 • R-Sr.
Lilburn, Ga.

TIM WILLIAMSON

LHP • R/L • 6-3 • Sr.
Tomball, Texas

KENNETH JIMENEZ

C • R/R • 5-8 • Jr.
Tucson, Ariz.

ANTHONY AVALOS

INF • R/R • 5-9 • Fr.
Pearland, Texas



TRE JONES

OF • L/L • 6-4 • Sr.
Houston, Texas

CONNER BENNETT

C • R/R • 5-8 • Fr.
Conroe, Texas

GRAYSEN DREZEK

RHP • R/R • 6-3 • Jr.
Davenport, Iowa

DIEGO LUZARDO

RHP • R/R • 6-0 • Fr.
La Porte, Texas

COLE CARBONE

C • L/R • 6-2 • Fr.
Cranston, R.I.

OWEN WOODWARD

RHP • R/R • 6-3 • Sr.
Breckenridge, Texas

BRENDAN O'DONNELL

LHP • L/L • 6-2 • Sr.
Hull, Mass.

CHRIS STUART

LHP • L/L • 6-1 • Sr.
Amsterdam, Netherlands

BRYSON WALKER

LHP • L/L • 5-11 • Sr.
Jersey Village, Texas



DAN WRIGHT

RHP • L/R • 6-9 • Jr.
Sergent Bluff, Iowa

JACOB SCHOENVOGEL

OF • L/R • 6-2 • Sr.
Houston, Texas

RICHIE ROMAN

RHP • R/R • 6-3 • Fr.
Corpus Christi, Texas

TODD WHITTING

Head Coach
14th Season

ROSS KIVETT

Assoc. Head Coach
3rd Season

SEAN KENNY

Assistant Coach
1st Season

MATT REIDA

Assistant Coach
1st Season

GAME 1 PROBABLE STARTER



4 - ANTOINE JEAN

LHP • 6-2 • SENIOR
MONTREAL, CAN. • EDOUARD-MONTPETIT / ALABAMA

SEASON STATISTICS

W-L	ERA	G/GS	SV	IP	BB	SO	AVG
3-2	4.50	12-12	0	56.0	24	62	.286

LAST TIME

Win	4/28/24	vs UT Arlington (W, 10-4)
Loss	3/28/24	at TCU (L, 14-1)
Save	2022	
Game	4/28/24	vs UT Arlington (W, 10-4)
Start	4/28/24	vs UT Arlington (W, 10-4)
Relief	2022	

CAREER HIGHS

Innings Pitched	6.0 (4x), last 5/4/24 vs UCF
Walks	6, 4/21/24 at Cincinnati
Strikeouts	11, 3/9/24 vs Baylor
Batters Faced	27, 5/4/24 vs UCF
Pitches Thrown	102, 5/4/24 vs UCF

SEASON HIGHS

Innings Pitched	6.0 (2x), last 5/4 vs UCF
Walks	6, 4/21 at Cincinnati
Strikeouts	11, 3/9 vs Baylor
Batters Faced	27, 5/4 vs UCF
Pitches Thrown	102, 5/4 vs UCF

KEEPING TRACK

	2024	CAREER
Struck out 3+ /5+ /7+	10/9/2	21/14/2
No walks	0	3
Scoreless	2	6

CAREER STATS (4-YEAR COLLEGE STATS)

Year	era	w-l	app	gs	cg	sho	sv	ip	h	r	er	bb	so	2b	3b	hr	bf	bavg	wp	hbp	bk	sfa	sha
2020*	3.18	3-0	4	4	0	0/0	0	17.0	18	7	6	3	17	3	0	0	72	.265	0	0	1	0	1
2021*	3.76	2-1	7	6	0	0/0	0	26.1	22	16	11	16	24	0	0	2	117	.232	3	3	0	3	0
2022*	3.48	5-1	11	6	0	0/0	1	33.2	30	16	13	16	20	3	0	5	145	.238	2	1	0	0	2
2024	4.50	3-2	12	12	0	0/1	0	56.0	65	33	28	24	62	14	3	8	256	.286	5	1	1	0	4
TOTAL	4.50	3-2	12	12	0	0/1	0	56.0	65	33	28	24	62	14	3	8	256	.286	5	1	1	0	4
All*	3.92	13-4	34	28	0	0/1	1	133.0	135	72	58	59	123	20	3	15	590	.262	10	5	2	3	7

GAME LOG

Date	Opponent	Dec.	GS	IP	H	R	ER	BB	SO	WP	HBP	PC	Notes
2/17	Binghamton	--	1	4.0	3	1	1	2	5	0	0	64	
2/24	St. John's	W	1	6.0	4	0	0	2	6	1	1	82	First UH weekend starter to earn win
3/2	vs. Vanderbilt	L	1	3.2	4	1	1	1	2	0	0	44	
3/9	Baylor	W	1	5.1	5	0	0	2	11	0	0	94	First Cougar with 11K outing since 2021
3/16	at BYU	--	1	2.2	6	4	2	2	3	0	0	53	Shortest outing of the season
3/22	Kansas State	--	1	5.1	3	3	0	1	7	0	0	70	First Friday night start as a Cougar
3/28	at TCU	L	1	4.0	9	4	4	2	0	0	0	72	
4/5	at Texas Tech	--	1	3.2	11	5	5	1	5	1	0	77	
4/14	Texas	--	1	4.2	3	2	2	2	6	0	0	81	
4/21	at Cincinnati	--	1	5.1	3	5	5	6	6	0	0	95	Season high 95 pitches thrown
4/28	UT Arlington	W	1	5.1	7	4	4	1	6	1	0	93	First back-to-back 5.0+ IP outings
5/4	UCF	--	1	6.0	7	4	4	2	5	0	0	102	Second 6.0 IP outig of the season

2024 NEWS & NOTES

» Has not missed a start all season.

THE JEAN REPORT

PRIOR TO UH

- » SEC First-Year Academic Honor Roll (2019-20)
- » Freshman All-American - Collegiate Baseball News (2020)
- » Second Team All-Canadian - Canadian Baseball Network (2020)
- » Missed the 2023 season due to injury
- » Made five straight weekend starts
- » SEC Spring Academic Honor Roll 2021-2022
- » Earned Freshman All-America recognition from Collegiate Baseball News at season's end
- » Named a Second Team All-Canadian by the Canadian Baseball Network

PERSONAL

- » Parents are Pascal Jean and Aicha Malenfant
- » Has two sisters, Felicia and Mirabelle
- » Graduated in May of 2023 with a degree in communication



23 - CADE CITELLI

RHP • 6-3 • JUNIOR
PROSPER, TEXAS • PROSPER HS

SEASON STATISTICS

W-L	ERA	G/GS	SV	IP	BB	SO	AVG
3-2	3.09	14-4	0	35.0	11	45	.202

LAST TIME

Win	4/26/24	vs UT Arlington (W, 17-7)
Loss	5/3/24	vs UCF (L, 4-1)
Save		
Game	5/3/24	vs UCF (L, 4-1)
Start	5/3/24	vs UCF (L, 4-1)
Relief	4/14/24	vs Texas (L, 13-8)

CAREER HIGHS

Innings Pitched	6.0 (3x), last 5/4/24 vs UCF
Walks	5 (2x), last 3/10/23 vs Oklahoma
Strikeouts	8 (2x), last 4/8/23 at Wichita State
Batters Faced	29, 3/3/23 vs UTRGV
Pitches Thrown	103, 5/4/24 vs UCF

SEASON HIGHS

Innings Pitched	6.0, 5/4 vs UCF
Walks	2 (2x), last 3/19 vs Rice
Strikeouts	7, 3/19 vs Rice
Batters Faced	16, 3/19 vs Rice
Pitches Thrown	103, 5/4 vs UCF

KEEPING TRACK

	2024	CAREER
Struck out 3+/5+/7+	8/5/1	21/11/3
No walks	7	11
Scoreless	7	13

GAME LOG

Date	Opponent	Dec.	GS	IP	H	R	ER	BB	SO	WP	HBP	PC	Notes
2/18	Binghamton	--	--	1.0	1	0	0	0	1	0	0	19	
2/23	St. John's	--	--	0.1	1	1	1	2	1	0	0	17	
3/5	Sam Houston	W	--	1.0	0	0	0	0	3	0	0	16	
3/16	at BYU	--	--	0.1	0	0	0	0	0	0	0	1	
3/19	Rice	--	1	4.0	1	0	0	2	7	0	0	71	First start of 2024
3/24	K-State	--	--	1.0	1	0	0	1	0	0	0	16	
3/26	Lamar	--	--	1.2	3	3	3	1	2	1	1	38	
4/5	at Texas Tech	--	--	1.2	2	1	1	0	3	2	0	35	
4/7	at Texas Tech	--	--	3.1	0	0	0	0	6	0	0	50	Most relief innings pitched in a game
4/12	Texas	W	--	4.1	1	0	0	0	6	0	0	52	Slated to start 4/13. Pitched due to injury
4/14	Texas	L	--	0.1	4	4	4	0	1	0	0	23	
4/19	at Cincinnati	--	1	5.0	2	0	0	2	5	0	1	75	
4/26	UT Arlington	W	1	5.0	6	2	2	1	4	0	0	83	Back-to-back 5.0 IP starts
5/3	UCF	L	1	6.0	4	3	1	2	6	1	1	103	Career-high pitches, IP (tied)

2024 NEWS & NOTES

- » Tied his career-high with 6.0 innings pitched
- » Has six outing where he has not allowed a run (runs allowed in just three outings)
- » Pitched a season-high 3.1 innings in relief in his last outing against Texas Tech
- » Twirled 4.0 scoreless innings in his lone start of the season against Rice (3/19)

THE CITELLI REPORT

SOPHOMORE (2023)

- » 2023 Opening Day Starter
- » Made 17 appearances and 13 starts over 51.0 innings with 51 strikeouts
- » Finished third on the team in strikeouts
- » Earned first Houston win against McNeese tossing 5.0 innings, striking out a career-high eight batters
- » Pitched a career-high 6.0 innings twice including a two-hit shutout appearances against Memphis
- » Struck out a career-high eight batters against McNeese and Wichita State

PRIOR TO UH

- » Spent 2022 season at the UT Arlington
- » Made 14 appearances and started 7 games
- » Pitched 28.2 innings
- » Had 28 strikeouts compared to 21 walks
- » Holds an era of 10.36
- » Helped lead the team to a 15-39 record

HIGH SCHOOL

- » Prepped at Prosper High school
- » Texas' No. 34 RHP (Perfect Game)

PERSONAL

- » Son of Dane and Holly
- » Has one sister Sidney
- » Interested in studying economics

CAREER STATS (4-YEAR COLLEGE STATS)

Year	era	w-l	app	gs	cg	sho	sv	ip	h	r	er	bb	so	2b	3b	hr	bf	bavg	wp	hbp	bk	sfa	sha
2022*	10.36	0-3	14	7	0	0/0	0	28.2	31	34	33	21	28	1	1	8	140	.290	4	6	0	4	2
2023	7.24	3-4	17	13	0	0/0	0	51.0	55	48	41	33	51	10	1	8	250	.279	4	16	0	2	2
2024	3.09	3-2	14	4	0	0/1	0	35.0	26	14	12	11	45	6	0	3	145	.202	4	3	0	0	2
TOTAL	5.55	6-6	31	17	0	0/1	0	86.0	81	62	53	44	96	16	1	11	395	.248	8	19	0	2	4
All*	6.75	6-9	45	24	0	0/1	0	114.2	112	96	86	65	124	17	2	19	535	.259	12	25	0	6	6

RETURNING STATS

Stat	Returning	2023 Total	Pct.
AB At Bats	941	2047	45.97%
R Runs	181	434	41.71%
H Hits	281	593	47.93%
2B Doubles	43	114	37.72%
3B Triples	8	12	66.67%
HR Home Runs	34	73	46.58%
RBI Runs Batted In	191	391	48.85%
AVG Batting Average	.298	.290	
SLG Slugging Percentage	.560	.464	
OBP On-Base Percentage	.364	.374	
BB Walks	92	228	40.35%
HBP Hit By Pitches	15	68	22.06%
Ks Strikeouts	195	471	41.40%
SF Sacrifice Flys	19	32	59.35%
SB Stolen Bases	39	112	34.82%
W Wins	23	36	63.90%
SV Saves	17	20	85.00%
IP Innings Pitched	291.0	524.1	55.49%
H Hits Allowed	309	536	57.65%
ER Earned Runs Allowed	210	365	57.53%
BB Walks Allowed	163	298	54.70%
SO Strikeouts	283	528	53.60%
HR Home Runs Allowed	36	80	45.00%
AVG/A Average Against	.277	.270	

2024 CONFERENCE OPPONENTS

Opponent	2023	Series	Last
Baylor	20-35	69-90	W, 17-3 6/3/2017
BYU	24-28	--	Never met
Cincinnati	35-24	43-18	W, 7-6 5/20/23
Kansas	44-24	3-2	W, 9-2 2/21/1998
Kansas State	41-23	2-2	W, 3-2 2/22/09
Oklahoma State	42-22	41-45-1	W, 4-3 3/18/12
TCU	33-26	34-32	L, 10-0 2/20/22
Texas	25-32	33-97-2	L, 8-2 3/7/21
Texas Tech	41-20	41-45-1	L, 3-2 2/23/20
UCF	24-33	34-32	W, 12-9 4/30/23
CONFERENCE TOTALS	329-267 (.552)		

2024 NONCONFERENCE OPPONENTS

Opponent	Conf.	2023	Series	Last
Binghamton	American East	29-23	3-0	W, 7-0 2/18/2024
Prairie View A&M	SWAC	20-37	15-0	W, 17-4 3/7/2023
St. Johns (NY)	Big East	28-25	2-1	L, 11-7 2/25/2024
UTSA	AAC	38-19	18-12	L, 8-7 2/27/2024
Texas State	Sun Belt	36-23	34-21	W, 8-7 3/14/2021
Vanderbilt	SEC	42-20	2-1	L, 9-4 3/4/2018
Louisiana	Sun Belt	41-24	40-16-1	L, 10-0 3/13/2022
Sam Houston	CUSA	39-25	89-85	W, 14-3 4/11/2023
Rice	AAC	21-37	87-110	L, 13-7 5/10/2023
Lamar	SLC	32-23	55-31	L, 4-2 4/25/2023
Houston Christian	SLC	11-37	4-3	W, 13-7 4/18/2023
Southern	SWAC	23-28	2-0	W, 16-7 3/22/2023
Texas A&M	SEC	38-27	59-115-1	L, 5-1 3/14/2023
UT Arlington	WAC	29-29	7-4	W, 18-9 3/26/2023
McNeese	SLC	35-23	54-19	W, 9-6 3/21/2023
Nicholls	SLC	34-24	32-13	W, 5-3 2/18/2017
NONCONFERENCE TOTALS		496-424 (539)		

ELEVATED RESULTS, ELEVATED TITLE

- » After a strong offensive season by the Cougars assistant coach Ross Kivett was promoted to associate head coach for 2024 by head coach Todd Whitting.
- » The move comes after Houston ranked 39th nationally in hits and the Cougars won every conference series for the first time in school history.

ROSTER MAKEUP

- » Houston's roster features **22** newcomers including **14** transfers and **8** freshmen.
- » UH has no shortage of innings pitched on its staff with six pitchers tossing at least 70.0 innings at the Division I level.

MLB DRAFT FACTORY

- » Houston's **45** draft picks under head coach Todd Whitting continues to be a recruiting staple.
- » **11** Cougars have made their MLB debuts after playing for the head coach in Houston with three former Cougars making their Big League debuts in 2023.

WINNING WAYS

- » Houston has won 35+ games in back-to-back seasons and has done so in eight of the last 10 years (excluding 2020 shortened season).
- » Head Coach Todd Whitting is the second-winningest coach in Cougar history with 418 wins in 729 games at the helm (.574).
- » Houston's eight 35+ win seasons since 2013 is tied for most in the Big 12 and tied for most in the state of Texas.

35+ WIN SEASON SINCE 2013

Big 12 School	35+ wins	Texas School	35+ wins
Houston	8	Houston	8
Texas Tech	8	Texas Tech	8
Oklahoma State	8	Texas A&M	8
TCU	7	Dallas Baptist	8
Texas	6	TCU	7
Oklahoma	4	Texas	6
BYU	3	Sam Houston	6
UCF	5	Rice	4
West Virginia	4	Texas State	3
Kansas State	3	Lamar	3
Baylor	2		
Kansas	1		
Cincinnati	0		

ALL-JUSTIN MURRAY

- » Senior Justin Murray played just about everywhere but catcher in 2023. The senior played in 57 of the team's 59 games and appeared 25 times out of the bullpen, mostly after playing a corner infield position or designated hitter.
- » Murray led the team in average (.379) and slugging (.598) and finished second on the team in home runs (11). On the mound, Murray paced the team with 10 saves, good for 25th nationally, and posted 49 strikeouts over 41.0 innings.
- » The Dartmouth transfer earned All-America honors and All-Region honors after being named American Athletic Conference Newcomer Position Player of the Year and an All-Conference First-Team selection.

TOP 50 RECRUITING CLASS...AGAIN

- » According to Perfect Game, the Cougars compiled the 46th best recruiting class in the country in 2023 and are currently ranked 45th nationally for 2024 with the #25 prospect in the country, Braylon Payne signing his National Letter of Intent in November.
- » The 2023 class of freshmen includes **10** freshmen with **nine** ranked in the top 500 nationally by Perfect Game which ranks fourth in the Big 12 by PerfectGame.

Rk	School	National Rank
1	Texas Tech	15
2	Arizona State	35
3	TCU	45
4	Houston	46
5	Oklahoma State	54
6	Baylor	55
7	BYU	58
8	Cincinnati	66
9	Arizona	97
	UCF, Utah, Kansas, K-State, WVU	unranked

ACTIVE LEADERS (UH STATS ONLY – AS OF MAY 8)

Rk	Games Played	#	Rk	Appearances	#
1	Alex Lopez	155	1	Brendan O'Donnell	46
2	Anthony Tulimero	149	2	Jose Torrealba	41
3	Cameron Nickens	140	3	Justin Murray	40
4	Justin Murray	105	4	Owen Woodward	37
5	Cary Arbolida	65	5	Kyle LaCalameto	35

Rk	Hiits	#	Rk	Innings	#
1	Anthony Tulimero	174	1	Kyle LaCalameto	96.1
2	Justin Murry	142	2	Cade Citelli	86.0
3	Alex Lopez	134	3	Owen Woodward	65.1
4	Cameron Nickens	123	4	Justin Murray	59.1
5	Harold Coll	62	5	Paul Schmitz	54.1

Rk	Doubles	#	Rk	Wins	#
1	Anthony Tulimero	31	1	Cade Citelli	6
2	Alex Lopez	30		Owen Woodward	5
3	Justin Murray	22		Justin Murray	5
4	Cameron Nickens	21	4	three tied at	4
5	Harold Coll	19			

Rk	Triples	#	Rk	Saves	#
1	Ace Reese	4	1	Justin Murray	14
2	Justin Murray	4	2	Owen Woodward	5
	Anthony Tulimero	3		Jose Torrealba	3
4	Tre Jones	2	4	four tied at	1

Rk	Home Runs	#	Rk	Strikeouts	#
1	Anthony Tulimero	18	1	Kyle LaCalameto	101
2	Justin Murray	15	2	Cade Citelli	96
3	Cary Arbolida	14	3	Owen Woodward	87
4	Alex Lopez	13		Justin Murray	75
5	Harold Col	12	5	Jose Torrealba	63

Rk	RBI	#
1	Anthony Tulimero	105
2	Justin Murray	88
3	Cameron Nickens	79
4	Alex Lopez	74
5	Harold Coll	53

Rk	Walks	#
1	Alex Lopez	74
2	Anthony Tulimero	57
3	Cameron Nickens	55
4	Justin Murray	46
5	Kenneth Jimenez	25

ACE HIGH

- » If you didn't know about Ace Reese before 2024, get to know him quickly because he is as good as his name. The freshman was highlighted by D1Baseball.com after a fall scrimmage against Texas A&M where he hit a massive home run off Aggies freshman pitcher Isaac Morton.

WAIVER APPROVED

- » Houston relief pitcher José Torrealba was granted a waiver by the NCAA giving him eligibility to compete in 2024 for the Cougars.
- » Torrealba was instrumental in Houston's run to the American Athletic Conference Championship game in 2022 earning All-Tournament team honors after pitching to a 1.23 ERA over four appearances with nine strikeouts over 7.1 innings.

OUR BACKSTOP IS BACK

- » Houston's active leader in games played, Anthony Tulimero (118) returns for the Cougars in 2024 after playing 58 of 59 games in 2023 and 60 of 61 games in 2022.
- » The catcher leads Houston's active roster in hits (138), triples (3), home runs (15) and RBI (82).

MAINE TO HOUSTON PIPELINE

- » Two Houston shortstops played collegiate baseball at Maine. One is a World Series Champion and the other is a Houston Cougar in 2024.
- » Jake Rainess played baseball at Maine (2020-23) and just missed playing on the same team as World Series MVP Jeremy Pena (2016-18). The two have participated in infield and hitting workouts since Pena was drafted and now the two play games just 2.2 miles apart.

THE RETURN TO THE JUICE BOX

- » Houston has played 51 games at Minute Maid Park (Enron Field, 2000-02), playing at the Astros home stadium every season from 2001-16. In total, the Cougars have played 18 different years at what is now Minute Maid Park but ends a four year hiatus after not playing in Minute Maid since 2019.
- » * denotes Houston's 2024 Astros Foundation College Classic opponents






Team	2023 Record	Last Meeting
Houston	36-23	--
Louisiana*	41-24	L, 10-1 at Louisiana (3/13/22)
LSU	54-17	L, 4-2 at Astros College Classic (3/6/15)
Texas	42-22	L, 8-2 at Houston (3/7/21)
Texas State*	36-23	W, 8-7 at Texas State (3/14/21)
Vanderbilt*	42-20	L, 9-4 at Astros College Classic (3/4/18)

HOME GROWN TALENT

- » While the recruiting efforts expand across the country and globe, the state of Texas remains Houston's treasure trove of talent.
- » Of the 40 athletes on the roster, 19 (47.5%) are from Texas.

INTERNATIONAL TEAM OF MYSTERY

- » Houston boasts five international players on its 2024 roster.

Name	Home Nation	
Antoine Jean	Canada	
José Torrealba	Venezuela	
Paul Schmitz	Germany	
Chris Stuart	Netherlands	
Tristan Russell	Germany	

NO DAYS OFF (ACTUALLY A FEW) IN 2024

- » Not only will Houston face a tougher conference schedule in the Big 12, the Cougars will face a tough non-conference schedule with nine total teams on its 2024 slate that made the 2023 NCAA Tournament (five non-conference opponents, four Big 12 opponents).
- » In fact, of the nine teams that made the 2024 tournament, seven of the teams won at least one game in their respective regional with two advancing out of a regional in which they did not host to a super regional.
- » TCU is the first team that Houston has faced multiple times in a season that is coming off a College World Series run in the previous season since 2018 when it played at Cal State Fullerton for a three game series after the Titans made the 2017 College World Series.
- » Houston faced 2022 College World Series participant Texas A&M at home for a single-game midweek matchup in 2023.

2023 TOURNAMENT TEAMS ON 2024 COUGARS SCHEDULE

Team	Record	Postseason
 Vanderbilt	42-20	Nashville Regional (1-2)
 Louisiana	41-24	Coral Gables Regional (1-2)
 Sam Houston	39-25	Baton Rouge Regional (1-2)
 TCU	44-24	Fayetteville Regional (3-0) Fort Worth Super Regional (2-0) College World Series (2-2)
 Texas Tech	41-23	Gainesville Regional (2-2)
 Texas	42-22	Coral Gables Regional (3-0) Stanford Super Regional (1-2)
 Texas A&M	38-27	Stanford Regional (2-2)
 Nicholls	34-24	Tuscaloosa Regional (0-2)
 Oklahoma State	41-20	Stillwater Regional (0-2)

NEW LOOK BIG 12

- » For the first time since the 2011 season, the Big 12 will have more than nine baseball teams in the league with the addition of Houston, BYU, Cincinnati, and UCF this year.
- » The league will grow to 14 baseball teams in 2025 with the addition of Arizona, Arizona State and Utah (Colorado is also joining the league in 2024-25 but does not field a baseball team).
- » Arizona and Arizona State have won a combined nine national championships in baseball.

Year	# of Teams	Big 12 Baseball Teams
2025	14	Arizona, Arizona State , Houston, Baylor, BYU, Cincinnati, Kansas, Kansas State, Oklahoma State, Texas Tech, TCU, West Virginia, Utah , UCF
2024	13	Houston , Baylor, BYU , Cincinnati , Kansas, Kansas State, <i>Oklahoma</i> , Oklahoma State, <i>Texas</i> , Texas Tech, TCU, West Virginia, UCF
2013	9	Baylor, Kansas, Kansas State, Oklahoma, Oklahoma State, Texas, Texas Tech, TCU , West Virginia
2012	9	Baylor, Kansas, Kansas State, <i>Missouri</i> , Oklahoma, Oklahoma State, <i>Texas A&M</i> , Texas, Texas Tech
2011	10	Baylor, <i>Nebraska</i> , Missouri, Oklahoma, Kansas, Kansas State, Oklahoma State, Texas A&M, Texas, Texas Tech

- » **Bold** = addition that season
- » *Italic* = departed for new league after season

HOME SWEET

- » The Cougars have a string of 15 games to open the season in the City of Houston. The second latest away game in the country and the third-longest stretch of games in a team's home city to start a season in the country behind Coastal Carolina's 20 games at home to start the season.
- » Houston does not leave the City of Houston until its March 14 game in Provo, Utah when it opens Big 12 play at fellow league newcomer BYU.

School	First Road Game	# of Home Games
Coastal Carolina	March 19	20
College of Charleston	March 19	20
Houston	March 14	15
Miami	March 12	16
South Alabama	March 8	13
Jacksonville	March 8	13
Stetson	March 6	12
Richmond	March 6	12

DEEP IN THE HEART OF TEXAS

- » The Cougars will play within in the vast Texas land 48 times, leaving the state just three times all season. Houston's three road trips outside of Texas (at BYU, at Cincinnati, at Kansas) are all Big 12 Conference series'.

NEW FACES TO THE STAFF

- » Head Coach Todd Whitting added Sean Kenny, Matt Reida and Cougar legend Woody Williams and Andy Davis to his 2024 staff, all coming from the Power 5 ranks.



Sean Kenny Matt Reida Woody Williams Andy Davis

NEW COACHES KENNY & REIDA

- » With 27 years of coaching experience, Kenny brings a wealth of knowledge to the Houston Baseball program. Kenny has spent the last 14 seasons with Power 5 programs and tutored 45 pitchers selected in the MLB Draft. A former New York Mets draft pick, Kenny spent the previous seven seasons as the pitching coach at the University of Georgia.
- » A native of Ann Arbor, Mich., Kenny followed head coach Erik Bakich to the University of Michigan after three seasons at the University of Maryland. With the Wolverines, Kenny tutored 10 pitchers selected in the MLB Draft while his staff consistently ranked at the top of the Big Ten Conference in multiple categories, helping the program to two NCAA postseason appearances.
- » Reida played a vital role in Alabama's success and his expertise in player evaluation, skill development, and strategic planning contributed significantly to the team's achievements on and off the field.

- » The Crimson Tide reached the 2023 NCAA Super Regionals after hosting and sweeping the NCAA Tuscaloosa Regional. During the 2022 season, the Tide's earned a series sweep at Ole Miss, securing three wins over the eventual national champions while also posting series wins over SEC Western Division Champion Texas A&M and then-No. 5 Arkansas. After the season, four players were selected in the 2022 MLB Draft.

COUGAR LEGEND RETURNS

- » Williams, a Cougar for two seasons before playing 20 years professionally including 15 at the MLB level, joins his alma mater after leading Texas' pitching staff to the 10th-best ERA in the nation and matched Oklahoma State with a Big 12 Conference-best four pitchers selected in the 2023 MLB Draft.
- » Prior to his time at Texas, Williams spent seven seasons as an assistant coach at San Jacinto College, helping lead the Gators to the Junior College World Series five times. Prior to joining San Jac, Williams coached three years at Fort Bend Christian Academy and spent two seasons with the Houston Heat.

LEANING ON ANALYTICS

- » For the first time in program history, the Cougars have added an in-depth analytics department led by Andy Davis.
- » Davis spent three seasons at Georgia where he helped create the analytics department in Athens.
- » The former student manager assisted in the pitching development of 12 MLB draft picks during his time, including four pitchers taken in the first five rounds.

TOP 100 RPI OPPONENTS

Opponent	2023 RPI	Location
Vanderbilt	8	Neutral
TCU	15	Away
Texas	21	Home
Oklahoma State	23	Home
Texas A&M	28	Road
Texas Tech	37	Road
Louisiana	51	Neutral
Kansas State	53	Home
Texas State	65	Neutral
Sam Houston	74	H/A/N
UTSA	75	Home

MOST PLAYED OPPONENTS

Rk.	G	Opp.	W-L	Pct.	Current Streak	First Game	Last Game
1	199	Rice	89-110	.442	W2	1948	2024
2	177	Texas A&M	59-116-1	.337	L3	1949	2024
3	176	Sam Houston	90-86	.514	L1	1947	2024
4	162	Baylor	72-90	.444	W5	1951	2024
5	135	Texas	34-99-2	.259	L2	1958	2024
6	106	TCU	52-52-2	.500	L9	1973	2024
7	104	Tulane	56-48	.538	L1	1986	2023
8	92	Texas Tech	45-47	.489	L5	1973	2024
9	87	Oklahoma St.	41-45-1	.466	W2	1951	2012
10	87	Lamar	56-31	.643	W1	1952	2024

Bold = 2024 opponent

PAIR TABBED PRESEASON ALL-AMERICA

Justin Murray and Jake Rainess, were named National Collegiate Baseball Writers Association Preseason All-Americans on February 6.

Murray, a utility player who began his career at Dartmouth, was named to the Second Team as a utility player after he racked up a team-high 10 saves out of the bullpen in 2023 for the Cougars while leading the American Athletic Conference in average (.379) and hitting posting double digit home run (11) and double (11) numbers. Murray's 5-0 record out of the bullpen led the team in winning percentage on his way to a 3.07 ERA and All-America Third Team honors a year ago. The right-hander was named a Top 50 first baseman by D1Baseball on Jan. 31 as the 22nd ranked first baseman.

Rainess, a senior transfer from Maine, was named to the Third Team as a shortstop after he helped lean the Black Bears to the NCAA Tournament in 2023 while hitting .321 with 16 home runs, 14 doubles and 38 stolen bases. The shortstop's 38 stolen bases in 2023 lead all NCWBA Preseason All-Americans. Rainess was named the 13th best shortstop in the country by D1Baseball on Monday and the fourth best in the Big 12 Conference.

In total, there were 45 different schools and 16 DI conferences represented on the 2024 DI All-America teams, which also have individuals honored from 22 teams ranked in various preseason polls. Houston is one of 19 schools to have at least two athletes on the All-America list and one of four Big 12 schools with multiple honorees.

EXPERIENCED SQUAD

» Houston's 18 seniors or graduate students is the second-most nationally in Division I baseball.

Rk	School	SRs + GRs
1	Utah Valley	20
2	Houston	18
	Texas State	18
	Notre Dame	18
	Southern Illinois	18
6	Georgetown	17
	Incarnate Word	17

RECENT LONG BALL THREAT

» Houston has hit multiple home runs in 16 games this season but hit multiple homers in 12 April games as the weather heated up.

Date	Opponent	Home Runs	Result
4/5	Texas Tech	3	L, 12-9
4/6	Texas Tech	2	L, 15-12
4/7	Texas Tech	4	L, 12-8
4/9	Sam Houston	2	L, 8-5
4/12	Texas	4	W, 9-1
4/13	Texas	2	L, 6-5
4/14	Texas	3	L, 13-8
4/17	Southern	3	W, 25-0
4/21	at Cincinnati	3	W, 8-5
4/23	at #1 Texas A&M	3	L, 13-11
4/26	UT Arlington	5	W, 17-7
4/28	UT Arlington	2	W, 10-4

FRESHMAN FRESHMAN READ ALL ABOUT IT

» Houston's Ace Reese has a lot of power in his bat and currently has hit the fourth-most home runs among Big 12 freshmen with seven homers this year.

Rk	Name, School	School	HRs
1	Will Gasparino	Texas	11
2	TJ Pompey	Texas Tech	8
	Avery Ortiz	Oklahoma State	8
4	Jackson Willits	Oklahoma	7
	Kuhio Aloy	BYU	7
	Ace Reese	Houston	7
7	Green Austin	Texas Tech	6
	Kollin Ritchie	Oklahoma State	6
9	Andrew Williamson	UCF	4
	Chase Brunson	TCU	4
	Dee Kennedy	Texas	4



AROUND THE BIG 12

BIG 12 PLAYERS OF THE WEEK

2/19	(Player) ... Kodey Shojinaga, Kansas & Anthony Silva, TCU (Newcomer)..... Chase Brunson, TCU (Pitcher)..... Mason Marriott, Baylor
2/26	(Player)..... Peyton Powell, Texas (Newcomer)..... TJ Pompey, Texas Tech (Pitcher)..... Lebarron Johnson Texas
3/4	(Player)..... Brady Day, K-State (Newcomer).... Lenny Ashby, Kansas & Josh Kross, Cincinnati (Pitcher)..... Braeden Sloan, TCU
3/11	(Player) ... Max Belyeu, Texas & Easton Carmichael, Oklahoma (Newcomer)..... Reese Dutton, Kansas (Pitcher).... Reese Dutton, Kansas & Jacob Frost, K-State
3/18	(Player)..... Bryce Madron, Oklahoma (Newcomer)..... Mason Green, Baylor (Pitcher)..... Tommy Boba, Cincinnati
3/26	(Player)..... Max Belyeu, Texas (Newcomer)..... Payton Tolle, TCU (Pitcher)..... Payton Tolle, TCU
4/1	(Player)..... Jake English, Kansas (Newcomer). Cade Boxrucker, UCF & Reese Dutton, Kansas (Pitcher)..... Louis Rodriguez, TCU
4/8	(Player)..... Damian Bravo, Texas Tech (Newcomer)..... Derek Clark, West Virginia (Pitcher)..... Derek Clark, West Virginia
4/15	(Player)..... Enzo Apodaca, Baylor (Newcomer)..... John Nett, Kansas (Pitcher)..... Robert Craz, Oklahoma State
4/22	(Player) Bryce Madron, Oklahoma & Austin Green, Texas Tech (Newcomer)..... Cade McGee, Texas Tech (Pitcher)..... Jackson Wentworth, Kansas State
4/29	(Player)..... Carson Bengel, Oklahoma State (Newcomer)..... Kyle West, West Virginia (Pitcher)..... Braden Davis, Oklahoma
5/6	(Player)..... Nolan Schubart, Oklahoma State (Newcomer)..... Kuhio Aloy, BYU (Pitcher)..... Braden Davis, Oklahoma
5/13	(Player)..... -- (Newcomer)..... -- (Pitcher)..... --
5/20	(Player)..... -- (Newcomer)..... -- (Pitcher)..... --

PAST TOURNAMENT CHAMPIONS

Team	Total (years)
Texas	5 (2002, 2003, 2008, 2009, 2015)
TCU	4 (2014, 2016, 2021, 2023)
OU	3 (1997, 2013, 2022)
OSU	3 (2004, 2017, 2019)
Baylor	1 (2018)
Kansas	1 (2006)
Tech	1 (1998)

PRESEASON COACHES POLL

Rnk	Team	Pts
1.	TCU (11)	143
2.	Texas (2)	131
3.	Oklahoma State	119
4.	Texas Tech	107
5.	Kansas State	98
T6.	Oklahoma	85
T6.	West Virginia	85
8.	Kansas	67
9.	Houston	56
10.	UCF	45
11.	Baylor	36
T12.	BYU	21
T12.	Cincinnati	21

CONFERENCE STANDINGS

School	CONFERENCE			OVERALL		H	A	N	Strk	SOS
	W-L	PCT	GB	W-L	PCT					
Oklahoma	18-6	.750	--	29-17	.630	15-10	12-4	2-3	W3	9
Oklahoma State	15-9	.625	3.0	32-16	.667	19-5	10-10	3-1	W1	59
West Virginia	15-9	.625	3.0	30-19	.612	21-12	9-4	0-3	L1	51
Texas	15-9	.625	3.0	28-18	.609	14-5	12-13	2-0	L2	40
Kansas	13-11	.542	5.0	27-17	.614	15-7	9-6	3-4	L1	83
Cincinnati	13-11	.542	5.0	27-21	.562	17-6	7-15	3-0	W2	71
Kansas State	12-12	.500	6.0	28-19	.596	18-6	8-12	2-1	W1	26
TCU	13-14	.481	7.5	29-16	.644	19-5	7-11	3-0	W3	35
UCF	11-12	.478	6.0	30-15	.667	20-7	10-8	0-0	W4	23
Texas Tech	12-15	.444	7.5	30-20	.600	22-7	5-11	3-2	L3	43
Baylor	9-15	.375	9.0	21-26	.447	16-14	5-9	0-3	W1	56
Houston	6-17	.261	11.5	24-24	.500	20-10	3-12	1-2	W1	69
BYU	6-18	.250	12.0	19-26	.422	8-11	10-13	1-2	W2	66

INDIVIDUAL LEADERBOARDS (CONF. ONLY)

BATTING AVERAGE		RUNS BATTED IN		EARNED RUN AVERAGE	
1. Ehrhard, Zach-OSU	.414	1. Belyeu, Max-UT	31	1. Boehm, Gage-UT	1.67
2. Belyeu, Max-UT	.419	2. Snyder, Michael-OU	29	2. Tolle, Payton-TCU	2.06
3. Carmichael, Easton-OU	.400	3. West, Kyle-WVU	27	3. Voegelé, Dominic-KU	2.68
4. Snyder, Michael-OU	.389	Coll, Harold-HOU	27	4. Castellano, Dominic-UCF	2.86
5. Jordan, Wesley-BU	.365	5. Madron, Bryce-OU	25	5. Davis, Braden-OU	3.00
SLUGGING PERCENTAGE		DOUBLES		STRIKEOUTS	
1. Belyeu, Max-UT	.837	1. Snyder, Michael-OU	10	1. Tolle, Payton-TCU	83
2. Arbolida, Cary-HOU	.817	Ehrhard, Zach-OSU	10	2. Davis, Braden-OU	62
3. Snyder, Michael-OU	.758	3. four tied at	9	3. Holiday, Brian-OSU	61
4. Ehrhard, Zach-OSU	.727			4. Garcia, Sam-OSU	58
5. Chumley, Reed-WVU	.722			5. Clark, Derek-WVU	53
ON-BASE PERCENTAGE		HOME RUNS		OPP. BATTING AVERAGE	
1. Belyeu, Max-UT	.495	1. Belyeu, Max-UT	11	1. Castellano, Dominic-UCF	.137
2. Ehrhard, Zach-OSU	.491	2. Jones, Easton-BYU	10	2. Boehm, Gage-UT	.143
3. Kross, Josh-UC	.491	3. West, Kyle-WVU	9	3. Tolle, Payton-TCU	.180
4. Jordan, Wesley-BU	.474	4. Arbolida, Cary-HOU	8	4. Davis, Braden-OU	.183
5. Schubart, Nolan-OSU	.464	Chumley, Reed-WVU	8	5. Voegelé, Dominic-KU	.214
HITS		STOLEN BASES		WINS	
1. Ehrhard, Zach-OSU	41	1. Jones, Brendan-KSU	16	1. Davis, Braden-OU	5
2. Carmichael, Easton-OU	40	2. Snyder, Michael-OU	10	Clark, Derek-WVU	5
3. Belyeu, Max-UT	38	3. Boyers, Luke-TCU	9	Voegelé, Dominic-KU	5
4. Snyder, Michael-OU	37	4. four tied at	8	Tolle, Payton-TCU	5
5. Kash, Gavin-TTU	34			5. five tied at	4

TEAM LEADERBOARDS (CONF. ONLY)

AVERAGE		HOME RUNS		STOLEN BASES		EARNED RUN AVERAGE	
1 Oklahoma	0.316	1 Texas	50	1 Kansas State	46-57	1 Kansas	4.50
2 Texas	0.283	2 Oklahoma State	47	2 Oklahoma	43-53	2 TCU	4.53
3 Kansas	0.279	3 Oklahoma	39	3 Cincinnati	32-37	3 Texas Tech	5.13
4 Kansas State	0.273	4 West Virginia	37	4 TCU	31-38	4 UCF	5.25
5 West Virginia	0.271	5 Houston	34	5 West Virginia	30-44	5 Oklahoma State	5.29
6 Texas Tech	0.270	6 BYU	33	6 Houston	29-40	6 Oklahoma	5.53
7 Oklahoma State	0.270	7 Texas Tech	28	7 Texas Tech	22-26	7 Cincinnati	5.56
8 Cincinnati	0.265	8 Kansas	24	8 Texas	20-26	8 Texas	5.63
9 UCF	0.260	9 Kansas State	24	9 UCF	18-25	9 Kansas State	5.84
10 Baylor	0.259	10 UCF	23	10 Oklahoma State	18-22	10 West Virginia	5.85
11 Houston	0.251	11 TCU	20	11 BYU	13-23	11 Houston	6.08
12 BYU	0.249	12 Cincinnati	18	12 Baylor	11-20	12 Baylor	6.47
13 TCU	0.240	13 Baylor	18	13 Kansas	10-15	13 BYU	7.19
SLUGGING PERCENTAGE		RUNS SCORED		ON-BASE PERCENTAGE		STRIKEOUTS	
1 Oklahoma	0.534	1 Oklahoma	214	1 Oklahoma	0.405	1 TCU	285
2 Texas	0.526	2 Oklahoma State	181	2 Oklahoma State	0.389	2 Oklahoma State	268
3 Oklahoma State	0.501	3 Texas	172	3 Kansas	0.381	3 West Virginia	233
4 West Virginia	0.467	4 West Virginia	157	4 Cincinnati	0.379	4 Houston	226
5 Kansas	0.444	5 Cincinnati	150	5 West Virginia	0.373	5 Oklahoma	224
6 BYU	0.436	6 Texas Tech	149	6 Texas	0.368	6 Kansas State	215
7 Houston	0.433	7 Kansas	143	7 Texas Tech	0.365	7 Texas Tech	214
8 Texas Tech	0.417	8 TCU	135	8 Kansas State	0.357	8 Cincinnati	199
9 Kansas State	0.412	9 Kansas State	132	9 BYU	0.352	9 Baylor	198
10 UCF	0.389	10 Baylor	124	10 Houston	0.350	10 UCF	197
11 Baylor	0.388	11 Houston	124	11 Baylor	0.347	11 Kansas	196
12 Cincinnati	0.378	12 BYU	122	12 UCF	0.344	12 BYU	196
13 TCU	0.374	13 UCF	115	13 TCU	0.333	13 Texas	174

BY BATTING ORDER

Player	1	2	3	4	5	6	7	8	9
Arbolida				0-1	3-6	8-8	1-0	1-1	3-0
Avalos									0-1
Bennett							1-0	2-0	3-0
Carbone									
Coll	0-1		1-2	9-16	2-0	1-1	11-4		
Craig								2-1	
DeJesus	7-12						0-2	4-3	0-1
French					1-6	2-7	3-4	9-3	
Jimenez	4-6	2-0		1-0	3-4		1-2	3-1	
Jones				12-6	0-1	2-0	4-5		1-2
Lopez	1-0	9-4			0-1	1-0	1-0	0-2	
Lyssy						1-0		1-0	2-4
Moore					1-0		1-0	0-1	
Murray		11-19	13-5						
Nickens	2-2				2-0	6-1	0-1	2-5	2-4
Rainess	10-3				1-0		2-3	3-3	0-3
Reese		1-1	2-5	1-0	10-9	4-7		2-0	
Russell									
Sapp									
Schoenvogel								1-3	3-4
Tulimero	1-0	8-12	1-1	2-3	0-1				1-1

HOUSTON IN THE POLLS

Week	D1	Coach	PG	BA	NCBWA	RPI
Preseason	--	--	--	--	--	--
Feb. 19	--	np	--	--	rv	--
Feb. 26	--	rv	--	--	rv	--
March 4	--	--	--	--	--	69
March 11	--	--	--	--	--	60
March 18	--	--	--	--	--	53
March 25	--	--	--	--	--	74
April 1	--	--	--	--	--	62
April 8	--	--	--	--	--	86
April 15	--	--	--	--	--	99
April 22	--	--	--	--	--	99
April 29	--	--	--	--	--	108
May 6	--	--	--	--	--	110
May 13						
May 20						

BA Baseball America
 NCBWA
 USA USA Today/Coaches Poll
 D1 D1Baseball.com
 PG Perfect Game

NOTABLES

LAST TIME AT BAT WINS

#	Date	Opponent	Inn.	Play
1	3/5	Sam Houston	B9	Ace Reese 2-run double
2	4/16	Houston Christian	B8	Tulimero scores on WP
3	5/1	McNeese	B10	Schoenvogel scores on WP
4	5/7	Nicholls	B9	Arbolida single

BY POSITION

Player	C	1B	2B	3B	SS	LF	CF	RF	DH
Arbolida						8-2		8-12	0-2
Avalos					0-1				
Bennett	5-0								1-0
Carbone									
Coll			24-24						
Craig							2-1		
DeJesus					2-2	9-16			
French	14-15						0-5	1-0	
Jimenez									14-13
Jones							3-2	14-7	2-5
Lopez					10-5				2-2
Lyssy					4-3	0-1			
Moore							1-0	1-0	0-1
Murray		24-24							
Nickens							14-14		
Rainess					1-6	15-6			
Reese						15-22	1-0	1-0	3-0
Russell									
Sapp									
Schoenvogel							4-10		
Tulimero	5-9			7-8					1-1

SHUTOUTS

#	Date	Opponent	Pitcher(s)
1	2/18	Binghamton	Howard, O'Donnell, Citelli, Luzardo
2	3/9	Baylor	Jean, Schmitz, Solis
3	4/16	Houston Christian	Wright, Stuart
4	4/17	Southern	7 pitchers: 20, 35, 40, 36, 50, 30, 26

BY THE NUMBERS

vs. Left-handed starter.....	5-8
vs. Right-handed starter.....	19-16
Extra innings.....	2-1
Shutouts.....	4-0
Rubber matches.....	1-2
Scoring first.....	17-13
0-2 runs.....	1-5
3-5 runs.....	6-10
6-9 runs.....	10-7
10+ runs.....	7-2
in first inning.....	10-6
Opponent scores first.....	7-11
0-2 runs.....	13-0
3-5 runs.....	7-5
6-9 runs.....	3-11
10+ runs.....	1-8
in first inning.....	5-6
1-run games.....	6-5
2-run games.....	2-8
5+ run games.....	12-4
After six innings:	
Lead.....	19-7
Trail.....	4-13
Tied.....	1-4
After seven innings:	
Lead.....	19-2
Trail.....	1-18
Tied.....	3-4
After eight innings:	
Lead.....	20-2
Trail.....	1-21
Tied.....	1-1
Did not hit a home run.....	7-6
Hit 1 home run.....	7-9
Hit multiple home runs.....	10-9
Did not allow a home run.....	16-9
Allowed 1 home run.....	5-7
Allowed multiple home runs.....	3-8
Made no errors.....	12-8
1 error.....	9-4
2 errors.....	3-7
3+ errors.....	0-5
Opponent made no errors.....	8-13
1 error.....	8-8
2 errors.....	6-1
3+ errors.....	2-2
More hits than opponent.....	19-3
Less hits than opponent.....	3-19
Equal hits as opponent.....	1-2
Starter throws 5.0+ IP.....	8-10
Starter throws less than 5.0 IP.....	16-14
Walks 0-3.....	12-6
Walks 4+.....	12-18
Bullpen allows runs.....	14-24
Bullpen allows no runs.....	10-0
Score in 1 inning.....	1-6
Score in 2 innings.....	3-6
Score in 3 innings.....	7-4
Score in 4+ innings.....	13-8
Opponent scores in 1 inning.....	6-0
Score in 2 innings.....	6-5
Score in 3 innings.....	4-5
Score in 4+ innings.....	4-14

DATE AND TIME

February	March	April	May
6-2	9-7	7-10	2-2
S 5-4	M --	T 7-3	W 3-0
		T 1-1	F 5-7
			S 3-9
Before 3:00 4-10	3:00 - 4:59 1-1	5:00 - 6:59 18-13	7:00 or later 1-0

MULTI-HIT GAMES

Player	2	3	4+	S	C
Arbolida	8	3		11	12
Avalos					
Bennett	1	1		2	2
Carbone					
Coll	9	8		17	30
Craig	1			1	1
DeJesus	7	1	1	9	9
French	6	2		8	17
Jimenez	2	1		3	3
Jones	8	2		10	44
Lopez	1			1	34
Lyssy	2			2	5
Moore					29
Murray	7	5	2	14	38
Nickens	2	1		3	31
Rainess	3	1		4	34
Reese	8	1		9	9
Russell					
Sapp					
Schoenvogel	1	1		2	12
Tulimero	9	3		12	54

MULTIPLE STRIKEOUTS

Player	3+	5+	7+	C (3+/5+/7+)
Jean	10	9	2	21/14/2
Solis	2			2/0/0
Murray	2			24/9/1
LaCalameto	7	1		15/7/3
Jelkin	6	5	4	7/6/4
Citelli	8	5	1	21/11/3
Dollar	5	1		6/1/0
Howard	5	3		21/13/3
Torrealba	4			6/1/0
Schmitz	2	1		5/3/0
Benzor	1			2/1/0
Williamson	1			8/3/2
Drezek	1			1/0/0
Luzardo	2			2/0/0
Woodward	6	2	1	12/3/1
O'Donnell				15/2/0
Stuart	4	2	1	6/2/1
Walker				2/0/0
Wright	2	1		5/1/0
Roman				

MULTI-RBI GAMES

Player	2	3	4+	S	C
Arbolida	3	3	2	8	10
Avalos	2			2	2
Bennett			1	1	1
Carbone					
Coll	11	1	5	17	23
Craig					
DeJesus	4			4	4
French	3	1	3	7	17
Jimenez	1			1	1
Jones	5	1	1	7	24
Lopez	1			1	19
Lyssy	1			1	3
Moore					14
Murray	3	1	2	6	27
Nickens	3	1		5	21
Rainess	3		1	4	26
Reese	6	3		9	9
Russell					
Sapp					1
Schoenvogel	3			3	9
Tulimero	3	2		5	17

COMMAND TRACKER

Player	No Walks	No Runs	C (0 BB/0 R)
Jean		2	3/6
Solis	7	8	7/8
Murray	8	10	31/29
LaCalameto	7	4	12/9
Jelkin	2	1	2/5
Citelli	7	7	11/13
Dollar	4	7	3/7
Howard	5	2	8/7
Torrealba	13	10	27/24
Schmitz	2	5	8/5
Benzor	8	11	16/17
Williamson	3	1	4/4
Drezek	9	4	18/8
Luzardo	4	10	4/10
Woodward	7	2	11/5
O'Donnell	7	10	52/59
Stuart	6	6	12/13
Walker			4/4
Wright	1	2	11/13
Roman	1	2	1/2

HIT STREAKS

Player	Active	S	C
Arbolida	7	6	6
Avalos	1	1	1
Bennett	1	2	2
Carbone			
Coll		11	11
Craig		3	3
DeJesus		8	8
French		5	5
Jimenez		7	7
Jones		6	11
Lopez		4	9
Lyssy		1	1
Moore	1	1	9
Murray		7	22
Nickens		5	8
Rainess		5	10
Reese	1	11	11
Russell			
Sapp			1
Schoenvogel		4	4
Tulimero	1	7	9

S Season C Career

PITCH CLOCK VIOLATIONS

Batter Violations (1 by Houston)

Game/Opp	Inning	Player	Reason
3/19 vs Rice	B3	Jimenez, Kenneth	Pitch Time Violation
3/24 vs Kansas State	T8	Ingram, C. (K-State)	Pitch Time Violation

Last Five Pitcher Violations (2 by Houston)

Game/Opp	Inning	Player	Reason
2/25 vs St. John's	B8	Boyle (SJU) to Nickens	Pitch Time Violation
3/1 vs Texas State	T8	Wofford (TxST) to Coll	Pitch Time Violation
3/22 vs Kansas State	T8	Dollar to Pelletier (K-State)	Pitch Time Violation
3/30 at TCU	B8	Solis to Bowen (TCU)	Pitch Time Violation
4/14 vs Texas	B2	Johnson (UT) to Arbolida	Pitch Time Violation

BY MONTH

BATTING

Month	AVG	G	AB	R	H	2B	3B	HR	RBI	TB	SLG%	BB	HBP	SO	GDP	OB%	SF	SH	SB	SBA
Feb.	.330	8	270	82	89	13	2	11	74	142	.526	47	18	58	6	.454	4	1	23	29
March	.228	19	622	89	142	30	5	15	86	227	.365	82	17	188	6	.332	5	6	24	30
April	.339	17	599	152	203	44	4	37	141	363	.606	90	20	125	17	.438	6	6	23	37
May	.185	4	130	19	24	9	0	4	17	45	.346	15	6	34	2	.296	1	1	4	4
TOT	.283	48	1621	342	458	93	11	68	317	777	.479	234	61	405	31	.390	16	14	74	100

PITCHING

Month	ERA	W-L	G	CG	SHO	SV	IP	H	R	ER	BB	SO	2B	3B	HR	AVG	WP	HBP
Feb.	3.62	6-2	8	0	1	1	72.0	60	34	29	23	89	11	3	5	.221	7	5
March	4.18	9-10	19	0	1	6	168.0	169	96	78	79	191	29	7	10	.259	21	22
April	6.92	7-10	17	0	2	3	143.0	159	117	110	89	173	32	4	21	.282	15	11
May	4.86	2-2	4	0	0	0	37.0	41	22	20	19	33	6	2	3	.291	7	2
TOT	5.08	24-24	48	0	4	10	420.0	429	269	237	210	486	78	16	39	.263	50	40

STARTERS vs. BULLPEN

	ERA	W-L	G	IP	H	R	ER	BB	SO	AVG
Starters	4.48	8-7	48	181.0	190	101	90	69	193	.266
Bullpen	5.54	16-17	48	239.0	239	168	147	141	293	.261
TOT	5.08	24-24	48	420.0	429	269	237	210	486	.263

BIG INNINGS (5+ RUNS)

Date	Opponent	Inn	R	H
2/18	Binghamton	B8	5	5
2/20	Prairie View	B1	9	6
2/20	Prairie View	B2	7	3
2/20	Prairie View	B6	5	5
2/23	St. John's	B5	6	4
3/3	Louisiana	T11	5	4
4/16	Houston Christian	B8	6	1
4/17	Southern	B4	5	2
4/17	Southern	B6	7	4
4/23	at #1 Texas A&M	T8	5	3

HOME RUN NOTABLES

Multi-HR Games:	19	3 vs Binghamton (2/18)
		3 vs Prairie View (2/20)
		2 vs St. John's (2/23)
		2 at Baylor (3/9)
		2 at BYU (3/16)
		2 vs Kansas State (3/22)
		3 at Texas Tech (4/5)
		2 at Texas Tech (4/6)
		4 at Texas Tech (4/7)
		2 at Sam Houston (4/9)
		4 vs Texas (4/12)
		2 vs Texas (4/13)
		3 vs Texas (4/14)
		3 vs Southern (4/17)
		3 at Cincinnati (4/21)
		3 at #1 Texas A&M (4/23)
		5 vs UT Arlington (4/26)
		2 vs UT Arlington (4/28)
		2 vs Nicholls (5/7)
Walk-off home runs:	--	
Grand slams:	3	Jones vs Prairie View (2/20)
		Bennett vs Southern (4/17)
		Coll vs UCF (5/4)
Back-to-back:	2	Reese-French at Texas Tech (4/6)
		Jones-Jimenez (4/26)
First career:	4	Reese vs Binghamton (2/18)
		Jimenez at Rice (3/20)
		Bennett vs Southern (4/17)
		Avalos at #1 Texas A&M (4/23)
Inside the park:	--	
Individual multi-HR:	5	French vs PVAMU (2/20)
		Coll at Texas Tech (4/5)
		Arbolida vs Texas (4/12)
		Arbolida vs UT Arlington (4/26)
		Arbolida vs UT Arlington (4/28)

INNING-BY-INNING HIGHS

	1st	2nd	3rd	4th	5th	6th	7th	8th	9th
OPP	3 (3x)	5	7 (2x)	5	4	4 (2x)	6	5	8
	5/1 vs McN	4/23 at TAMU	4/7 at TTU	4/6 at TTU	4/5 at TTU	3/22 vs KSU	3/28 at TCU	3/24 vs KSU	4/14 vs Texas
HOU	9	7	4	4	6	5	7	6	2 (3x)
	2/20 vs PVAMU	2/20 vs PVAMU	4/28 vs UTA	4/5 at TTU	2/23 vs SJU	2/20 vs PVAMU	4/17 vs SU	4/16 vs HCU	4/21 at UC

HOME RUN COUNTER

Date	Opponent	Batter (S/C)	Inn.	Type
2/17	Binghamton	Rainess (1/23)	B8	2-run
2/18	Binghamton	Lopez (1/13)	B8	Solo
2/18	Binghamton	Reese (1/1)	B8	Pinch hit 2-run
2/18	Binghamton	Coll (1/5)	B8	2-run
2/20	Prairie View	French (1/18)	B1	2-run
2/20	Prairie View	Jones (1/20)	B2	Grand slam
2/20	Prairie View	French (2/19)	B3	Solo
2/23	St. John's	Murray (1/16)	B5	3-run
2/23	St. John's	Reese (2/2)	B6	Solo
2/24	St. John's	Jones (2/21)	B2	Solo
2/25	St. John's	Murray (2/17)	B1	Solo
2/27	UTSA	Coll (2/6)	B2	2-run
3/1	vs. Texas St.	Jones (3/22)	T8	Solo
3/2	vs. Vanderbilt	Nickens (1/10)	B5	Solo
3/3	vs. Louisiana	French (3/20)	T2	3-run
3/9	Baylor	Schoenvogel (1/2)	B4	2-run
3/9	Baylor	French (4/21)	B7	Solo
3/10	Baylor	Arbolida (1/2)	B6	2-run
3/14	at BYU	Rainess (2/24)	T2	Solo
3/16	at BYU	French (5/22)	T2	2-run
3/16	at BYU	Coll (3/7)	T3	2-run
3/20	at Rice	Jimenez (1/1)	T3	Solo
3/22	K-State	Murray (3/18)	B1	2-run
3/22	K-State	Reese (3/3)	B3	Solo
3/24	K-State	Arbolida (2/3)	B2	Solo
3/28	at TCU	French (6/23)	T9	Solo
3/29	at TCU	Rainess (3/25)	T9	Solo
4/2	Rice	Moore (1/20)	B4	Solo
4/5	at Texas Tech	Coll (4/8)	T4	3-run
4/5	at Texas Tech	Arbolida (3/4)	T5	Solo
4/5	at Texas Tech	Coll (5/9)	T6	Solo
4/6	at Texas Tech	Reese (4/4)	T5	2-run
4/6	at Texas Tech	French (7/24)	T5	Solo
4/7	at Texas Tech	Coll (6/10)	T1	2-run
4/7	at Texas Tech	Schoenvogel (2/3)	T2	Solo
4/7	at Texas Tech	French (8/25)	T5	2-run
4/7	at Texas Tech	Arbolida (4/5)	T9	Solo
4/9	at Sam Houston	Tulimero (1/20)	T1	Solo
4/9	at Sam Houston	Murray (4/19)	T5	Solo
4/12	Texas	Arbolida (5/6)	B4	2-run
4/12	Texas	French (9/26)	B5	Solo
4/12	Texas	Arbolida (6/7)	B6	2-run
4/12	Texas	Tulimero (2/21)	B8	2-run
4/13	Texas	DeJesus (1/1)	B7	Solo
4/13	Texas	Tulimero (3/22)	B7	Solo
4/14	Texas	Coll (7/11)	B3	3-run
4/14	Texas	Nickens (2/11)	B5	2-run
4/14	Texas	Reese (5/5)	B8	Solo
4/17	Southern	Coll (8/12)	B2	2-run
4/17	Southern	Bennett (1/1)	B4	Pinch hit grand slam
4/17	Southern	Arbolida (7/8)	B5	Solo
4/21	at Cincinnati	Arbolida (8/9)	T4	2-run
4/21	at Cincinnati	French (10/27)	T8	Solo
4/21	at Cincinnati	Coll (9/13)	T9	Solo
4/23	at Texas A&M	Reese (6/6)	T4	Solo
4/23	at Texas A&M	Avalos (1/1)	T8	Pinch hit 2-run
4/23	at Texas A&M	Coll (10/14)	T8	3-run
4/26	UT Arlington	Arbolida (9/10)	B1	2-run
4/26	UT Arlington	Coll (11/15)	B4	Solo
4/26	UT Arlington	Jones (4/23)	B5	Solo
4/26	UT Arlington	Jimenez (2/2)	B5	Solo
4/26	UT Arlington	Arbolida (10/11)	B6	Solo
4/28	UT Arlington	Arbolida (11/12)	B3	3-run
4/28	UT Arlington	Arbolida (12/13)	B5	Solo
5/3	UCF	Arbolida (13/14)	B5	Solo
5/4	UCF	Coll (12/16)	B6	Grand slam
5/7	Nicholls	Bennett (2/2)	B5	Solo
5/7	Nicholls	Reese (7/7)	B6	3-run

BREAKDOWN

BY BATTING ORDER

1	2	3	4	5	6	7	8	9
4	4	7	13	7	12	7	8	5

BY POSITION

C	1B	2B	3B	SS	LF	CF	RF	DH
8	5	12	4	3	9	5	16	4

BY LOCATION

Home:	41
Road:	23
Neutral:	3



TODD WHITTING

PERSONAL

Born	June 13, 1972
Hometown	Dalhart, Texas
College	University of Houston, '95 Bachelor in Kinesiology

EDUCATION & PLAYING DAYS

Houston	1991-92, 1994-95
Navarro Junior College	1993

FAMILY

Wife	Tara
Sons	Matthew, JR, Tallon
Daughters	Mackenzie, Madelyn

COACHING RESUME

Head Coach (Houston)	2011-Present
Associate Head Coach (TCU)	2005-10
Assistant Coach (TCU)	2004-05
Assistant Coach (Houston)	1996-2003

YEAR-BY-YEAR

YEAR	RECORD	CONFERENCE	POSTSEASON
2024	24-24	6-17	--
2023	36-23	17-6	--
2022	37-24	13-11	--
2021	19-34	7-21 (The American)	--
2020	6-9	0-0 (The American)	--
2019	32-24	12-12 (The American)	--
2018	38-25	16-8 (The American)	Regional
2017	42-21	15-9 (The American)	Regional
2016	36-23	11-12 (The American)	--
2015	43-20	16-8 (The American)	Regional
2014	48-18	14-9 (The American)	Super Regional
2013	36-22	13-11 (C-USA)	--
2012	18-35-1	5-18-1 (C-USA)	--
2011	27-32	12-12 (C-USA)	--
14th	442-334-1	157-154-1	

CONFERENCE CHAMPIONSHIPS WON (21)

2018	American Athletic Conference Champions
2017	American Athletic Tournament Champions
2017	American Athletic Conference Champions
2015	American Athletic Conference Champions
2014	American Athletic Tournament Champions
2010	Mountain West Champions
2010	Mountain West Tournament Champions
2009	Mountain West Champions
2008	Mountain West Champions
2008	Mountain West Tournament Champions
2007	Mountain West Champions
2007	Mountain West Tournament Champions
2006	Mountain West Champions
2006	Mountain West Tournament Champions
2005	Conference USA Tournament Champions
2004	Conference USA Tournament Champions
2002	Conference USA Champions
2000	Conference USA Champions
2000	Conference USA Tournament Champions
1999	Conference USA Champions
1997	Conference USA Tournament Champions

NCAA POSTSEASON EXPERIENCE

17 REGIONALS, 6 SUPER REGIONALS, 1 COLLEGE WORLD SERIES

2018	Chapel Hill Regional
2017	Houston Regional
2015	Houston Regional
2014	Austin Super Regional
2014	Baton Rouge Regional Champions
2010	NCAA College World Series
2010	NCAA Austin Super Regional Champions
2010	Fort Worth Regional Champions
2009	NCAA Austin Super Regional
2009	NCAA Fort Worth Regional Champions
2008	NCAA Stillwater Regional
2007	NCAA Houston Regional
2006	NCAA Norman Regional
2005	NCAA Waco Regional
2004	NCAA Austin Regional
2003	NCAA Houston Super Regional
2003	NCAA College Station Regional Champions
2002	NCAA Austin Super Regional
2002	NCAA Mesa Regional Champions
2001	NCAA Houston Regional
2000	NCAA Houston Super Regional
2000	NCAA Houston Regional Champions
1999	NCAA Houston Regional
1997	NCAA South I Regional

HEAD COACHING ACCOMPLISHMENTS

Regular-Season Championships	3
Conference Tournament Championships	2
All-Americans	5
Freshman All-Americans	8
All-Region	16
All-Conference	48
Conference Player of the Year	1
Conference Pitcher of the Year	2
Conference Freshman of the Year	4
Conference Newcomer of the Year	2
Conference Newcomer Pitcher of the Year	1
Academic Honor Roll	172
USA Baseball National Team Members	1

COACHING HONORS

2018	American Athletic Coach of the Year
2017	ABCA Regional Coach of the Year
2015	ABCA Regional Coach of the Year
2014	Houston Press Coach of the Year

WHITTING vs. OPPONENTS

Alabama	4-2
Alabama State	3-0
Arizona	3-3
Arkansas	1-1
Army	3-0
Baylor	12-5
Binghamton	3-0
Bryant	1-0
Buffalo	3-0
BYU	1-2
Cal	1-4
Cal State Fullerton	3-2
Cincinnati	19-14
College of Charleston	3-0
Columbia	6-3
Dallas Baptist	2-1
Delaware	3-0
East Carolina	20-17-1
FIU	1-0
George Washington	3-0
Grand Canyon	3-0
Harvard	1-0
Hawaii	1-0
Holy Cross	2-1
Houston Christian	5-3
Illinois	1-0
Incarnate Word	4-2
Iowa	1-1
Kansas	--
Kansas State	0-3
Kent State	2-1
Kentucky	1-1
Louisiana	5-5
Lamar	7-7
Louisville	1-3
LSU	2-2
Marshall	5-4
McNeese	14-5
Memphis	26-16
Michigan	3-0
Minnesota	6-0
Mississippi State	0-1
Missouri	0-1
New Mexico	4-0
New Orleans	2-0
Nicholls State	5-0
North Carolina	0-2
Northeastern	2-1
Northwestern	1-0
Northwestern State	2-1
Oklahoma	0-6
Oklahoma State	2-1
Ole Miss	1-5
Penn State	2-0
Pepperdine	0-1
Purdue	2-0
Prairie View A&M	7-0
Rice	21-22
Rutgers	2-1
Sam Houston	16-12
San Diego	2-1
San Diego State	0-1
Seton Hall	1-2
South Florida	16-10
Southeastern Louisiana	2-1
Southern	3-0
Southern Miss	6-6
St. John's	2-1
Stanford	1-0
Stephen F. Austin	2-0
TCU	1-9
Temple	2-1
Tennessee	1-1
Texas	4-9
Texas A&M	5-8
Texas A&M-Corpus Christi	7-4
Texas Southern	12-0
Texas State	7-12
Texas Tech	1-9
Towson	3-0
Tulane	26-23
UAB	3-6
UCF	16-27
UC Irvine	3-0
UCLA	1-0
UConn	13-10
UNLV	3-0
USC	1-0
UT Arlington	8-4
Utah	1-0
UTRGV	4-4
UTSA	2-6
Vanderbilt	0-2
Villanova	3-0
Wake Forest	2-0
Western Carolina	2-1
Wichita State	17-11
Youngstown State	1-2

DON SANDERS FIELD AT DARRYL & LORI SCHROEDER PARK



STADIUM FACTS

Seating Capacity	3,500
Foul Lines	330
Power Alleys	375
Center Field	390
Outfield Wall Height	8ft
Batter's Eye Height	30ft
Playing Surface	FieldTurf
Video Board	27.5ft x 55ft
Video Board Display	1,500ft ²
Darryl & Lori Schroeder Park Dedication	Feb. 13, 2016
Don Sanders Field Dedication	Feb. 9, 2019

TOP-10 SINGLE-GAME CROWDS

Attend.	Opponent (Result)	Postseason	Date
4,519	Rice (W, 5-2)	R	5/2/2000
4,481	Texas (L, 7-8)	--	2/29/2000
4,398	San Jose State (L, 3-5)	SR	6/2/2000
4,335	Princeton (W, 7-6)	R	5/26/2000
4,309	San Jose State (W, 5-2 (14))	SR	6/3/2000
4,305	Baylor (L, 1-2)	--	3/18/1995
4,098	LSU (L, 4-8)	--	2/23/2002
3,792	Louisiana-Lafayette (L, 1-2)	R	5/31/2015
3,788	LSU (W, 12-11)	--	2/24/2002
3,718	Rice (W, 9-5)	R	5/28/2000

YEAR-BY-YEAR RECORD

Year	W	L	Pct.	Total Attend.	Avg. Attend.
2024	20	10	.667	43,890	1,463
2023	17	11	.607	39,662	1,368
2022	21	7	.741	34,808	1,243
2021	11	13	.458	--	--
2020	2	5	.400	6,925	1,154
2019	19	10	.655	41,282	1,423
2018	22	6	.786	40,256	1,548
2017	23	9	.719	58,840	1,838
2016	23	9	.719	35,835	1,194
2015	26	8	.765	58,648	1,832
2014	25	8	.758	44,409	1,345
2013	23	9	.719	34,959	1,092
2012	11	14	.444	24,284	1,011
2011	13	14	.481	30,696	1,136
2010	12	17	.413	34,479	1,231
2009	12	16	.428	30,134	1,116
2008	24	6	.800	33,338	1,112
2007	11	14	.440	27,899	1,116
2006	22	4	.846	30,407	1,170
2005	16	14	.533	40,971	1,366
2004	18	12	.600	43,001	1,433
2003	17	9	.654	23,252	895
2002	21	5	.808	35,631	1,370
2001	15	11	.577	19,715	758
2000	23	12	.657	49,690	1,420
1999	24	11	.686	34,143	976
1998	23	10	.697	25,927	786
1997	21	8	.724	13,920	480
1996	21	12	.636	17,687	536
1995	15	14	.517	18,031	622
Totals	549	307	.641	972,719	1,128

EVENTS HOSTED

2017	NCAA Regional
2015	NCAA Regional
2010	C-USA Tournament
2004	C-USA Tournament
2000	NCAA Super Regional
2000	NCAA Regional
1999	NCAA Regional

TOP-10 THREE-GAME SERIES CROWDS

Attend.	Opponent	Postseason	Date
12,137	San Jose State	Super Reg.	6/2-4/2000
11,221	LSU	--	2/22-24/2002
7,892	LSU	--	2/25-27/2005
7,540	Louisville	--	4/11-13/2014
6,335	Alabama	--	2/20-22/2015
6,240	Texas	--	4/12-14/2024
5,932	Minnesota	--	2/13-15/2015
5,547	Baylor	--	3/8-10/2024
5,410	Rice	--	4/13-15/2007
5,230	Rice	--	5/1-3/2009

INDIVIDUAL

BATTING

At Bats	6 (7x), last Coby DeJesus, 5/1 vs McNeese
Runs Scored	3 (9x), last Justin Murray, 4/23 at Texas A&M
Hits	4 (3x) last Coby DeJesus, 4/8 vs Texas Tech
RBI	6, Conner Bennett, 4/17 vs Southern
Doubles	3, Justin Murray 3/3 vs Louisiana
Triples	1 (11x), last Cary Arbolida, 4/17 vs Southern
Home Runs	2 (5x), last by Cary Arbolida, 4/28 vs UT Arlington
Walks	3 (8x), last Cameron Nickens, 4/17 vs Southern
Strikeouts	4, Tre Jones, 3/3 vs Louisiana
Sacrifice Hits	1 (12x), last Cary Arbolida, 4/12 vs Texas
Sacrifice Flies	1 (16x), last Anthony Tulimero, 5/1 vs McNeese
Stolen Bases	3, Harold Coll, 3/3 vs Louisiana
Hit By Pitch	2 (5x), last Kenneth Jimenez, 3/9 vs Baylor
Caught Stealing	1 (26x), last Cameron Nickens, 4/23 at Texas A&M

PITCHING

Innings Pitched	6.1, Jaxon Jelkin, 3/30 at TCU
Runs Allowed	6, Roman Richie, 3/28 at TCU
Earned Runs	6, Roman Richie, 3/28 vs TCU
Walks Allowed	6, Jean Antione, 4/21 at Cincinnati
Strikeouts	13, Jaxon Jelkin, 3/15 at BYU
Hits Allowed	11, Antoine Jean, 4/5 at Texas Tech
Doubles Allowed	3, Graysen Drezek, 4/26 vs UT Arlington
Triples Allowed	1 (14x)
Home Runs Allowed	3, Jose Torrealba, 2/27 vs UTSA
Wild Pitches	2 (7x), last Alex Solis, 4/23 at Texas A&M
Hit Batters	2 (4x), last Ryan Dollar 4/5 at Texas Tech

FIELDING

Putouts	18, Jonathan French, 3/3 vs Louisiana
Assists	6, Anthony Tulimero, 4/21 at Cincinnati
Errors	2 (4x), Jonathan French, /23 at Texas A&M
Passed Balls	2, Jonathan French, 4/2 vs Rice

TEAM

BATTING

At Bats	45, 2/20 vs Prairie View
Runs Scored	27, 2/20 vs Prairie View
Hits	21, 2/20 vs Prairie View
RBI	27, 2/20 vs Prairie View
Doubles	10, 2/17 vs Southern
Triples	1 (11x), last 4/17 vs Southern
Home Runs	5, 4/28 vs UT Arlington
Walks	12, 4/17 vs Southern
Strikeouts	17, 3/3 vs Louisiana
Sacrifice Hits	2 (2x) last, 4/12 vs Texas
Sacrifice Flies	2 (2), last 4/6 at Texas Tech
Stolen Bases	8, 2/23 vs St. John's
Hit By Pitch	7, 2/20 vs Prairie View
Caught Stealing	2 (3x), last 4/7 at Texas Tech
Hit Into Double Play	5, 4/27 vs UT Arlington
Runners Left on Base	12, 2/25 vs St. John's

PITCHING

Innings Pitched	11.0, 3/3 vs Louisiana
Runs Allowed	15, 4/6 at Texas Tech
Earned Runs	15, 4/6 at Texas Tech
Walks Allowed	13, 4/6 at Texas Tech
Strikeouts	17, 3/5 vs Sam Houston
Hits Allowed	21, 2/28 at TCU
Doubles Allowed	6, 2/28 at TCU
Triples Allowed	2 (2x), last 4/9 at Sam Houston
Home Runs Allowed	4 (2x) last, 4/14 vs Texas
Wild Pitches	4, 3/20 at Rice
Hit Batters	3 (5x), last 4/5 at Texas Tech

FIELDING

Putouts	33, 3/3 vs Louisiana
Assists	14, 3/10 vs Baylor
Errors	4, 3/28 at TCU
Passed Balls	1, 2/20 vs Prairie View
Double Plays Turned	2 (5x), last 4/27 vs UT Arlington

MISCELLANEOUS

TIME OF GAME

Longest game, time	4:28, vs Louisiana, 3/3
Longest game, innings	11, vs Louisiana, 3/3
Longest game, time (9 innings)	3:55, vs Texas, 4/14
Shortest game, time (9 innings)	2:23, vs Baylor, 3/10

IN A 3-GAME SERIES...

BY HOUSTON	
Most runs	25 vs St. John's, 2/23-25
Most hits	35 vs St. John's, 2/23-25
Most errors	8 at TCU, 3/28-30
Fewest errors	1 vs St. John's, 2/23-25

BY OPPONENT

Fewest runs	5 vs Baylor, 3/8-10
Fewest hits	16 vs Baylor, 3/8-10
Most errors	4 vs Baylor, 3/8-10

TEAM OFFENSE

Scored 15 runs	17 vs UT Arlington, 4/26/24
Scored 16 runs	17 vs UT Arlington, 4/26/24
Scored 17 runs	17 vs UT Arlington, 4/26/24
Scored 18 runs	25 vs Southern, 4/17/24
Scored 19 runs	25 vs Southern, 4/17/24
Scored 20 runs	25 vs Southern, 4/17/24
Scored 25 runs	25 vs Southern, 4/17/24
Scored 30 runs	32 vs Prairie View A&M, 2/18/87
Scored 10+ in 3-straight games	3, Texas Southern (10, 14), Texas A&M CC (12), 3/20-23/21
Had 15 hits	20 vs UT Arlington, 4/26/24
Had 16 hits	20 vs UT Arlington, 4/26/24
Had 17 hits	20 vs UT Arlington, 4/26/24
Had 18 hits	20 vs UT Arlington, 4/26/24
Had 19 hits	20 vs UT Arlington, 4/26/24
Had 20 hits	20 vs UT Arlington, 4/26/24
Had 25 hits	28 at Southern Miss, 4/14/06
Hit 8 doubles	10 vs Southern, 4/17/24
Hit 3 triples	3 at UConn, 5/11/18
Hit 3 home runs	5 vs UT Arlington, 4/26/24
Hit 4 home runs	5 vs UT Arlington, 4/26/24
Hit 5 home runs	5 vs UT Arlington, 4/26/24
Back-to-back home runs	Tre Jones-Kenneth Jimenez vs UT Arlington, 4/26/24
Back-to-back-to-back HR	Mickey House-Ross Goolsby-Woody Williams vs Texas Southern, 3/29/88
Scored 5 in an inning	7 (B6) vs Southern, 4/17/24
Scored 6 in an inning	7 (B6) vs Southern, 4/17/24
Scored 7 in an inning	7 (B6) vs Southern, 4/17/24
Scored 8 in an inning	9 (B1) vs Prairie View, 2/20/24
Scored 9 in an inning	9 (B1) vs Prairie View, 2/20/24
Scored 10+ in an inning	13 (T7) at Wichita State, 4/8/23
Scored 15+ in an inning	unknown, school record = 17, (B3) vs. Prairie View, 2/18/87
Had 6 hits in an inning	6 (B1) vs Prairie View, 2/20/24
Had 7 hits in an inning	7 (B2) vs Tulane, 5/23/23
Had 8 hits in an inning	unknown
Did not strike out	at Texas, 6/7/14
Had 5 sacrifice hits	5, vs Tulane, 4/22/17
Entire starting lineup gets a hit	vs UT Arlington, 4/26/24
Entire starting lineup gets a hit and RBI	vs Prairie View, 2/20/24

INDIVIDUAL OFFENSE

Had 4 hits	4, Coby DeJesus at Texas Tech, 4/6/24
Had 5 hits	5, Justin Murray at Memphis, 4/23/23
Had 6 hits	6, Frankie Ratcliff vs Texas A&M-Corpus Christi, 3/5/14
Scored 4 runs	4, Zach Arnold vs Houston Christian, 4/18/23
Scored 5 runs	5, Tyler Bielamowiz at Tulane, 4/13/18
Scored 6 runs	never happened
Had 5 RBIs	5, Cary Arbolida vs UT Arlington, 4/28/24
Had 6 RBIs	6, Conner Bennett vs Southern, 4/17/24
Had 7 RBIs	7, Zach Arnold vs UT Arlington, 3/26/23
Had 8 RBIs	8, Jake Stewart vs Texas State, 2/26/08
Had 9+ RBIs	9, Bobby Hollas vs Northwestern State, 3/6/79
Hit 3 doubles	3, Justin Murray vs Louisiana, 3/3/24
Hit 4 doubles	never happened
Hit 3 triples	never happened
Hit 2 home runs	2, Cary Arbolida vs UT Arlington, 4/28/24
Hit 3 home runs	3, Zach Arnold vs UT Arlington, 3/26/23
Drew 3 walks	3, Ace Reese vs Texas, 4/14/24
Drew 4 walks	4, Derrick Cherry vs Rice, 3/4/20
Walk-off hit	1B, Cary Arbolida (9th inn.) vs Nicholls, 5/7/24
Walk-off hit trailing	2B, Ace Reese (9th inn.) vs Sam Houston, 3/5/24
Walk-off home run trailing	Brad Lincoln (10th inn.) vs UTSA, 2/7/06
Walk-off home run tied	Dylan Post vs Cincinnati (10th inn.), 5/19/23
Stole 3 bases	3, Harold Coll vs Louisiana, 3/3/24
Stole 4 bases	4, Kyle Survance vs Memphis, 3/30/14
10-game hit streak	11, Harold Coll, 4/14-5/1/24
12-game hit streak	22, Justin Murray, 5/3/23-2/27/24
15-game hit streak	22, Justin Murray, 5/3/23-2/27/24
20-game hit streak	22 games, Justin Murray, 5/3/23-2/27/24
40-game hit streak	40 games, Brandon Caraway, 4/11/98 - 3/16/99
Hit a grand slam	Harold Coll vs UCF, 5/4/24
Multiple hits in 5 straight games	8 games, Justin Murray, 5/3-18/23

PITCHING

Perfect game	Matt Beech (7 inn.) at Louisiana Tech, 2/19/94
Pitched a no-hitter	Matt Beech (7 inn.) at Louisiana Tech, 2/19/94
Held opponent to 1 hit	Seth Romero vs Grand Canyon, 3/19/16
Pitched a complete game	Jaycob Deese vs Wichita State, 4/1/22
Pitched a complete game (9.0+)	Jaycob Deese vs Wichita State, 4/1/22
Pitched a CG shutout	Aaron Fletcher vs Memphis, 3/24/18
Pitched a shutout	Aaron Fletcher vs Memphis, 3/24/18
Pitched a combined shutout	W, 25-0, vs Southern 4/17/24
Recorded 9+ strikeouts	10, Owen Woodward vs Texas, 4/12/24
Recorded 10+ strikeouts	10, Owen Woodward vs Texas, 4/12/24
Recorded 11+ strikeouts	13, Jaxon Jelkin at BYU, 3/15/24
Recorded 12+ strikeouts	13, Jaxon Jelkin at BYU 3/15/24
Recorded 15+ strikeouts	15, Brad Lincoln vs Saint Louis, 5/7/05
3.0 IP+ of scoreless relief	3.2, Jose Toerrealba vs UT Arlington, 4/28/24
3.0 IP+ of hitless relief	3.2, Jose Toerrealba vs UT Arlington, 4/28/24
4.0 IP+ of scoreless relief	4.1, Cade Citelli vs Texas, 4/12/24
Did not walk a batter (8+ IP)	9.0, Aaron Fletcher vs Memphis, 3/24/18
Team did not walk a batter	vs Texas, 4/12/24

FIELDING

Committed 4 errors	4 at TCU, 3/28/24
Committed 5 errors	5 at Texas A&M, 4/1/14
Turned 3 double plays	4, vs Houston Christian, 4/18/23
Turned 4 double plays	4, vs Houston Christian, 4/18/23
Turned a triple play	vs Tulane, 5/22/18
No errors in 3 straight games	3, 4/27-5/1/24
No errors in 4 straight games	4, 5/19-25/23
No errors in 5 straight games	6, 4/18-28/23
Opponent committed 5 errors	5, UTRGV, 2/27/22

MISCELLANEOUS

Won in extra innings	W, 9-8 (10) vs McNeese, 5/1/24
Lost in extra innings	L, 8-7 (10) vs Texas State, 3/1/24
Played 12+ innings	13 inn., L, 7-3 at UTRGV, 3/3/23
Played 15+ innings	15 inn., L, 1-2 at Cal State Fullerton, 2/23/18
Won by 9+ runs	10, 17-7 vs UT Arlington, 4/26/24
Won by 10+ runs	10, 17-7 vs UT Arlington, 4/26/24
Won by 11+ runs	25, 25-0 vs Southern, 4/17/24
Won by 12+ runs	25, 25-0 vs Southern, 4/17/24
Won by 13+ runs	25, 25-0 vs Southern, 4/17/24
Won by 14+ runs	25, 25-0 vs Southern, 4/17/24
Won by 15+ runs	25, 25-0 vs Southern, 4/17/24
Defeated top-25 team	#8 East Carolina, 4/2/23
Defeated top-10 team	#8 East Carolina, 4/2/23
Defeated top-5 team	#5 Louisville, 5/25/14
Won a series vs top-25 team	2-1 vs #8 East Carolina, 3/31-4/2/23
Tied a game	4-4 (12) at East Carolina, 4/7/12
Won 5 straight	6, 3/3-14/24
Won 6 straight	6, 3/3-14/24
Won 7 straight	7, 4/20-29/18
Won 8 straight	8, 3/16-25/18
Won 9 straight	11, 3/12-28/17
Won 10 straight	11, 3/12-28/17
Won 15 straight	15, 2/13/85-3/11/85
Lost 5 straight	6, 5/14/22-5/21/22
Won 5 straight road games	5, 2/22/22 - 3/8/22
Won 5 straight home games	8, 5/19/23 - 2/24/24
Swept a home series (3+ games)	vs Baylor 3/8-10/24
Swept a home conference series (3+ games)	vs Baylor 3/8-10/24
Swept a road series (3+ games)	at Tulane, 3/12-14/23
Swept a road conference series (3+ games)	at Tulane, 3/12-14/23
Was swept at home (3+ games)	vs Kansas State, 3/22-24/24
Was swept at home in a conference series (3+ games)	vs Kansas State, 3/22-24/24
Was swept on the road (3+ games)	at East Carolina, 5/19-21/22
Was swept on the road in a conference series (3+ games)	at East Carolina, 5/19-21/22
Game shorter than 2:10	2:04 vs South Florida, 4/25/21
Game shorter than 2:30	2:22 vs UCF, 5/3/24
Game longer than 3:30	3:53 vs McNeese, 5/1/24
Game longer than 4:00	4:28 vs Louisiana, 3/3/24
Game longer than 4:30	4:42 vs UTRGV, 2/25/20
Game longer than 5:00	5:06 at UCF, 5/18/19
Came back from 5+ run deficit	5 (8-3, 7th) vs McNeese, 5/1/24

Record: 24-24 Home: 20-10 Away: 3-12 Neutral: 1-2 Big 12: 6-17

Player	avg	gp-gs	ab	r	h	2b	3b	hr	rbi	tb	slg%	bb	hp	so	gdp	ob%	sf	sh	sb-att	po	a	e	fld%
10 Arbolida, Cary	.367	39-32	109	28	40	9	1	13	33	90	.826	13	8	27	2	.466	1	1	4-5	43	2	0	1.000
0 Coll, Harold	.344	48-48	180	35	62	19	0	12	53	117	.650	23	4	34	4	.428	1	0	13-17	65	105	5	.971
13 Murray, Justin	.319	48-48	185	44	59	11	1	4	30	84	.454	29	4	38	6	.422	0	1	8-12	363	26	2	.995
31 Jimenez, Kenneth	.289	39-27	90	16	26	4	0	2	11	36	.400	25	8	18	0	.476	1	1	2-4	13	2	0	1.000
33 Jones, Tre	.282	39-33	124	28	35	8	2	4	26	59	.476	5	6	39	1	.336	2	1	17-19	44	0	2	.957
1 Reese, Ace	.278	48-42	162	33	45	8	4	7	34	82	.506	29	3	37	4	.395	1	0	5-9	49	1	2	.962
3 DeJesus, Coby	.264	39-29	125	20	33	3	0	1	14	39	.312	10	2	20	1	.328	0	3	4-5	25	73	4	.961
29 French, Jonathan	.242	44-35	120	28	29	7	0	10	28	66	.550	22	4	43	5	.374	1	2	2-2	328	25	4	.989
18 Nickens, Cameron	.217	36-28	106	22	23	1	1	2	14	32	.302	15	4	32	2	.333	1	0	4-8	55	1	1	.982

34 Bennett, Conner	.391	16-6	23	6	9	2	0	2	8	17	.739	2	1	6	0	.462	0	0	0-0	39	4	0	1.000
12 Craig, Joey	.333	12-3	12	0	4	0	0	0	1	4	.333	0	0	3	0	.333	0	0	1-1	6	0	0	1.000
5 Tulimero, Anthony	.324	31-31	111	25	36	8	0	3	23	53	.477	19	5	22	3	.432	4	0	1-2	130	42	4	.977
48 Schoenvogel, Jacob	.256	30-11	43	8	11	3	1	2	10	22	.512	10	1	13	0	.407	0	3	3-5	25	2	0	1.000
7 Rainess, Jake	.237	29-28	93	15	22	4	1	3	15	37	.398	7	5	41	0	.321	1	0	8-9	23	44	7	.905
14 Lopez, Alex	.190	39-19	84	17	16	5	0	1	7	24	.286	12	5	21	3	.324	1	0	1-1	15	38	6	.898
17 Lyssy, Thomas	.167	25-8	36	8	6	1	0	0	4	7	.194	9	0	5	0	.326	1	2	1-1	15	22	3	.925
15 Moore, Tristan	.125	7-3	8	3	1	0	0	1	2	4	.500	3	0	2	0	.364	0	0	0-0	1	0	0	1.000
32 Avalos, Anthony	.111	8-1	9	5	1	0	0	1	4	4	.444	0	1	4	0	.182	1	0	0-0	4	1	0	1.000
2 Sapp, Hudson	.000	1-0	1	1	0	0	0	0	0	0	.000	1	0	0	0	.500	0	0	0-0	0	0	0	.000
24 Dollar, Ryan	.000	1-0	0	0	0	0	0	0	0	0	.000	0	0	0	0	.000	0	0	0-0	1	3	0	1.000
38 Woodward, Owen	.000	1-0	0	0	0	0	0	0	0	0	.000	0	0	0	0	.000	0	0	0-0	1	1	1	.667
Totals	.283	48	1621	342	458	93	11	68	317	777	.479	234	61	405	31	.390	16	14	74-100	1260	438	49	.972
Opponents	.263	48	1629	269	429	78	16	39	245	656	.403	210	40	486	24	.358	18	20	52-69	1246	432	45	.974

LOB - Team (361), Opp (392). DPs turned - Team (27), Opp (38). CI - Team (1), Tulimero, A. 1. IBB - Team (7), Murray, J. 2, Lopez, A. 1, Reese, A. 1, Rainess, J. 1, Coll, H. 1, French, J. 1, Opp (5). Picked off - Dejesus, C. 1, Jones, T. 1, Coll, H. 1, Schoenvogel 1.

(All games Sorted by Earned run avg)

Player	era	w-l	app	gs	cg	sho	sv	ip	h	r	er	bb	so	2b	3b	hr	b/avg	wp	hp	bks	sfa	sha	
4 Jean, Antoine	4.50	3-2	12	12	0	0/1	0	56.0	65	33	28	24	62	14	3	8	.286	5	1	1	0	4	

13 Murray, Justin	2.45	0-3	15	0	0	0/0	4	18.1	17	8	5	7	26	2	0	3	.243	3	0	0	2	0	
23 Citelli, Cade	3.09	3-2	14	4	0	0/1	0	35.0	26	14	12	11	45	6	0	3	.202	4	3	0	0	2	
36 Luzardo, Diego	3.14	2-0	14	0	0	0/2	1	14.1	10	5	5	12	15	2	0	0	.208	4	3	0	1	1	
21 Jelkin, Jaxon	3.41	0-0	7	7	0	0/0	0	34.1	28	16	13	10	46	4	1	1	.217	2	5	0	1	1	
28 Benzor, Michael	3.65	1-2	17	0	0	0/0	0	12.1	8	6	5	13	13	0	0	1	.186	3	4	0	1	1	
44 Wright, Dan.	3.98	2-0	9	9	0	0/1	0	20.1	15	10	9	13	14	3	0	1	.205	6	2	0	1	2	
26 Torrealba, Jose	4.88	0-1	16	0	0	0/1	3	24.0	16	13	13	6	24	2	2	4	.193	1	4	0	2	1	
25 Howard, Duncan	5.16	2-1	8	7	0	0/1	0	29.2	37	17	17	4	27	3	1	2	.301	0	1	0	1	0	
42 Stuart, Chris	5.32	2-3	15	1	0	0/1	0	22.0	20	16	13	16	29	4	1	0	.233	3	2	1	1	0	
38 Woodward, Owen	5.40	1-1	10	1	0	0/0	1	23.1	23	14	14	4	36	6	3	1	.256	3	3	0	0	0	
24 Dollar, Ryan	5.48	0-1	16	0	0	0/0	0	23.0	23	15	14	19	34	4	0	1	.274	1	2	0	2	2	
40 O'Donnell, Brendan	5.52	0-0	17	0	0	0/2	0	14.2	14	9	9	15	16	0	0	2	.255	0	1	0	1	1	
20 LaCalameto, Kyle	6.75	3-3	14	5	0	0/1	0	30.2	37	23	23	12	33	8	3	5	.306	2	2	0	2	3	
27 Schmitz, Paul	6.92	1-3	13	0	0	0/1	0	13.0	14	10	10	17	16	1	0	1	.280	0	1	0	0	1	
35 Drezek, Graysen	7.47	1-0	14	0	0	0/1	0	15.2	26	20	13	5	12	8	1	3	.356	0	3	0	1	0	
8 Solis, Alex	8.55	1-2	17	1	0	0/1	0	20.0	26	21	19	11	25	5	0	2	.317	5	2	0	2	1	
30 Williamson, Tim	11.37	0-0	7	0	0	0/1	1	6.1	12	9	8	4	7	2	1	0	.387	4	1	0	0	0	
50 Roman, Richie	11.57	2-0	7	1	0	0/1	0	7.0	12	10	9	7	6	4	0	1	.375	4	0	0	0	0	
Totals	5.08	24-24	48	48	0	4/4	10	420.0	429	269	237	210	486	78	16	39	.263	50	40	2	18	20	
Opponents	6.78	24-24	48	48	0	0/0	11	415.1	458	342	313	234	405	93	11	68	.283	57	61	5	16	14	

PB - Team (4), French, J. 3, Jimenez, K. 1, Opp (6). Pickoffs - Team (10), Jean, A. 2, Citelli, C. 2, Dollar, R. 1, Benzor, M. 1, Torrealba 1, Stuart, C. 1, Drezek, G. 1, Jimenez, K. 1, Opp (4). SBA/ATT - French, J. (37-46), Tulimero, A. (11-14), Stuart, C. (9-10), Schmitz, P. (7-7), Jelkin, J. (3-6), Dollar, R. (3-6), Murray, J. (4-5), Benzor, M. (5-5), Jean, A. (2-5), Bennett, C. (4-4), Solis, A. (3-4), Drezek, G. (3-4), Howard, D. (3-3), LaCalameto (2-3), Luzardo, D. (2-2), O'Donnell, B (1-2), Citelli, C. (1-2), Torrealba (2-2), Woodward, O. (2-2), Jimenez, K. (0-1), Williamson (0-1).

Record: 6-17 Home: 4-7 Away: 2-10 Big 12: 6-17

Player	avg	gp-gs	ab	r	h	2b	3b	hr	rbi	tb	slg%	bb	hp	so	gdp	ob%	sf	sh	sb-att	po	a	e	fld%	
10 Arbolida, Cary	.333	22-17	60	15	20	5	0	8	18	49	.817	6	2	13	1	.406	1	1	2-2	22	2	0	1.000	
0 Coll, Harold	.297	23-23	91	13	27	6	0	7	27	54	.593	9	0	20	2	.360	0	0	8-10	34	48	2	.976	
3 DeJesus, Coby	.270	21-17	74	8	20	2	0	1	5	25	.338	4	1	9	0	.316	0	1	2-3	15	48	4	.940	
1 Reese, Ace	.257	23-20	70	12	18	1	2	3	13	32	.457	18	2	15	1	.422	0	0	3-4	24	1	2	.926	
13 Murray, Justin	.237	23-23	93	17	22	3	0	1	9	28	.301	11	1	20	3	.324	0	1	3-6	168	11	2	.989	
29 French, Jonathan	.233	23-21	73	16	17	4	0	7	15	42	.575	12	1	28	2	.345	1	0	1-1	185	12	0	1.000	
31 Jimenez, Kenneth	.220	18-14	41	7	9	1	0	0	1	10	.244	15	2	12	0	.448	0	1	0-0	0	0	0	.000	

5 Tulimero, Anthony	.340	14-14	50	10	17	3	0	2	10	26	.520	9	2	12	0	.438	3	0	0-0	52	18	2	.972	
33 Jones, Tre	.222	17-13	45	6	10	2	0	0	5	12	.267	3	2	19	1	.294	1	1	4-5	14	0	2	.875	
48 Schoenvogel, Jacob	.207	14-8	29	3	6	2	0	2	6	14	.483	4	1	10	0	.324	0	1	2-3	14	1	0	1.000	
7 Rainess, Jake	.200	14-13	40	4	8	1	0	2	5	15	.375	2	0	16	0	.238	0	0	2-3	10	20	4	.882	
12 Craig, Joey	.200	4-2	5	0	1	0	0	0	0	1	.200	0	0	1	0	.200	0	0	0-0	4	0	0	1.000	
34 Bennett, Conner	.200	7-1	5	1	1	0	0	0	0	1	.200	0	0	3	0	.200	0	0	0-0	8	1	0	1.000	
18 Nickens, Cameron	.196	16-12	46	7	9	0	1	1	3	14	.304	5	2	20	1	.302	0	0	0-1	29	0	0	1.000	
14 Lopez, Alex	.194	19-7	36	3	7	2	0	0	1	9	.250	1	1	11	0	.237	0	0	1-1	4	17	3	.875	
17 Lyssy, Thomas	.000	12-2	8	2	0	0	0	0	0	0	.000	4	0	2	0	.333	0	1	1-1	1	10	1	.917	
Totals	.251	23	766	124	192	32	3	34	118	332	.433	103	17	211	11	.350	6	7	29-40	591	213	28	.966	
Opponents	.282	23	785	152	221	39	8	19	140	333	.424	112	21	226	11	.382	9	12	25-32	609	216	22	.974	

LOB - Team (166), Opp (196). DPs turned - Team (13), Opp (14). IBB - Team (4), French, J. 1, Murray, J. 1, Rainess, J. 1, Coll, H. 1, Opp (2). Picked off - Schoenvogel 1, Jones, T. 1, DeJesus, C. 1.

(Big 12 games only Sorted by Earned run avg)

Player	era	w-l	app	gs	cg	sho	sv	ip	h	r	er	bb	so	2b	3b	hr	b/avg	wp	hp	bks	sfa	sha
4 Jean, Antoine	5.35	1-1	8	8	0	0/1	0	37.0	47	27	22	18	43	11	2	5	.305	3	0	0	0	3

13 Murray, Justin	2.35	0-2	7	0	0	0/0	2	7.2	7	4	2	4	12	0	0	1	.226	1	0	0	1	0
23 Citelli, Cade	2.45	1-2	8	2	0	0/0	0	22.0	14	8	6	5	27	2	0	3	.177	3	2	0	0	1
38 Woodward, Owen	3.21	0-0	4	1	0	0/0	0	14.0	13	5	5	3	22	4	1	1	.245	2	1	0	0	0
21 Jelkin, Jaxon	3.48	0-0	4	4	0	0/0	0	20.2	15	9	8	8	25	3	1	0	.197	0	3	0	1	1
40 O'Donnell, Brendan	4.15	0-0	6	0	0	0/0	0	4.1	3	2	2	7	2	0	0	0	.200	0	0	0	0	0
27 Schmitz, Paul	4.66	1-3	7	0	0	0/1	0	9.2	10	5	5	7	14	1	0	0	.270	0	1	0	0	0
25 Howard, Duncan	5.82	1-1	5	4	0	0/0	0	17.0	23	11	11	4	17	3	1	1	.324	0	1	0	1	0
24 Dollar, Ryan	6.75	0-1	7	0	0	0/0	0	10.2	12	9	8	9	13	1	0	1	.316	0	2	0	2	2
35 Drezek, Graysen	7.20	0-0	5	0	0	0/0	0	5.0	11	6	4	3	2	3	0	0	.440	0	1	0	1	0
28 Benzor, Michael	7.71	0-2	9	0	0	0/0	0	4.2	6	4	4	6	4	0	0	1	.300	1	0	0	0	1
42 Stuart, Chris	8.44	0-1	6	0	0	0/0	0	5.1	2	8	5	9	4	0	0	0	.105	3	2	0	0	0
20 LaCalameto, Kyle	8.55	1-2	8	4	0	0/0	0	20.0	30	19	19	10	21	7	2	3	.353	2	2	0	1	2
36 Luzardo, Diego	9.00	0-0	5	0	0	0/0	0	3.0	5	3	3	5	3	0	0	0	.385	2	2	0	1	1
8 Solis, Alex	13.06	0-1	9	0	0	0/1	0	10.1	14	16	15	7	13	2	0	2	.318	2	2	0	1	0
26 Torrealba, Jose	19.64	0-1	4	0	0	0/0	1	3.2	2	8	8	4	2	0	0	1	.167	0	2	0	0	1
30 Williamson, Tim	27.00	0-0	1	0	0	0/0	0	0.2	2	2	2	1	1	0	1	0	.500	2	0	0	0	0
50 Roman, Richie	40.50	1-0	3	0	0	0/0	0	1.1	5	6	6	2	1	2	0	0	.556	2	0	0	0	0
Totals	6.08	6-17	23	23	0	1/1	3	197.0	221	152	133	112	226	39	8	19	.282	23	21	0	9	12
Opponents	5.01	17-6	23	23	0	0/0	6	203.0	192	124	113	103	211	32	3	34	.251	20	17	0	6	7

PB - Team (0), Opp (2). Pickoffs - Team (3), Citelli, C. 2, Jean, A. 1, Opp (3). SBA/ATT - French, J. (18-23), Tulimero, A. (7-8), Schmitz, P. (5-5), Murray, J. (4-5), Benzor, M. (4-4), Jelkin, J. (2-3), LaCalameto (2-3), Jean, A. (0-2), Citelli, C. (1-2), Dollar, R. (2-2), Drezek, G. (2-2), Solis, A. (1-1), O'Donnell, B (0-1), Woodward, O. (1-1), Luzardo, D. (1-1).

HOUSTON // PLAYER BIOS

0 **Harold Coll, INF** **R/R** **5-11** **195 lbs.** **SR** **Boston, Mass.**

Career Highs (red shading denotes this season)

Hits	Doubles	Home Runs	RBI	Runs Scored	Walks Drawn	Stolen Bases
3 (6x), last 5/1/24 vs McNeese	2 (3x), last 3/14/24 at BYU	2, 4/5/24 at Texas Tech	5, 3/16/24 at BYU	3, 4/11/23 vs Little Rock	3, 3/3/24 vs Louisiana	3, 3/3/24 vs Louisiana

Season Highs

Hits	Doubles	Home Runs	RBI	Runs Scored	Walks Drawn	Stolen Bases
3 (5x), last 5/1 vs McNeese	2, 3/14 at BYU	2, 4/5 at Texas Tech	5, 3/16 at BYU	2 (5x), last 4/21 at Cincy	3, 3/3 vs Louisiana	3, 3/3 vs Louisiana

- » Played in 32 games with 19 starts (10 at shortstop, six at third base, three at second base)
- » Slashed .232/.301/.463 with four HR and 15 runs scored

Year	avg	gp-gs	ab	r	h	2b	3b	hr	rbi	tb	slg%	bb	hbp	so	gdp	ob%	sf	sh	sb-att	po	a	e	fld%
2023*	.232	32-19	82	15	19	7	0	4	22	38	.463	7	2	21	3	.301	2	1	1-2	28	36	1	.985
2024	.344	48-48	180	35	62	19	0	12	53	117	.650	23	4	34	4	.428	1	0	13-17	65	105	5	.971
TOTAL	.344	48-48	180	35	62	19	0	12	53	117	.650	23	4	34	4	.428	1	0	13-17	65	105	5	.971
All*	.309	80-67	262	50	81	26	0	16	75	155	.592	30	6	55	7	.389	3	1	14-19	93	141	6	.975

1 **Ace Reese, INF** **L/R** **6-3** **200 lbs.** **FR** **Canton, Texas**

Career Highs (red shading denotes this season)

Hits	Doubles	Home Runs	RBI	Runs Scored	Walks Drawn	Stolen Bases
3, 4/23/24 at TAMU	1 (8x), last 5/1/24 vs McN	1 (7x), last 5/7/24 vs Nich	3 (3x), last 5/7/24 vs Nich	3, 2/23/24 vs St. John's	3, 4/14/24 vs Texas	1 (5x), 4/6/24 at TTU

Season Highs

Hits	Doubles	Home Runs	RBI	Runs Scored	Walks Drawn	Stolen Bases
3, 4/23 at TAMU	1 (8x), last 5/1 vs McN	1 (7x), 5/7 vs Nicholls	3 (3x), last 5/7 vs Nicholls	3, 2/23 vs St. John's	3, 4/14 vs Texas	1 (5x), 4/6 at TTU

- » Hit walk-off two-run double against Sam Houston
- » Three-time All-State First Team selection
- » Batted .490 with nine home runs and 63 extra-base hits in his career
- » Ranked the 19th shortstop in Texas by PerfectGame. Ranked the 95th player in Texas by PerfectGame

Year	avg	gp-gs	ab	r	h	2b	3b	hr	rbi	tb	slg%	bb	hbp	so	gdp	ob%	sf	sh	sb-att	po	a	e	fld%
2024	.278	48-42	162	33	45	8	4	7	34	82	.506	29	3	37	4	.395	1	0	5-9	49	1	2	.962
TOTAL	.278	48-42	162	33	45	8	4	7	34	82	.506	29	3	37	4	.395	1	0	5-9	49	1	2	.962

2 **Hudson Sapp, OF** **L/L** **5-10** **193 lbs.** **JR** **Americus, Ga.**

Career Highs (red shading denotes this season)

Hits	Doubles	Home Runs	RBI	Runs Scored	Walks Drawn	Stolen Bases
1 (2x), last 4/19/22 vs Southeast Mo.	1, 3/19/22 at Auburn		2, 3/19/22 at Auburn	1 (4x), last 3/20/24 vs PVAMU	1 (2x), last 3/23/22 vs Memphis	

Season Highs

Hits	Doubles	Home Runs	RBI	Runs Scored	Walks Drawn	Stolen Bases
				1, 3/20 vs PVAMU		

- » Three-time All-State First Team selection
- » Batted .490 with nine home runs and 63 extra-base hits in his career
- » Ranked the 19th shortstop in Texas by PerfectGame
- » Ranked the 95th player in Texas by PerfectGame

Year	avg	gp-gs	ab	r	h	2b	3b	hr	rbi	tb	slg%	bb	hbp	so	gdp	ob%	sf	sh	sb-att	po	a	e	fld%
2022*	.200	9-1	10	3	2	1	0	0	2	3	.300	2	1	2	0	.385	0	0	0-0	2	0	0	1.000
2024	.000	1-0	1	1	0	0	0	0	0	0	.000	1	0	0	0	.500	0	0	0-0	0	0	0	.000
TOTAL	.000	1-0	1	1	0	0	0	0	0	0	.000	1	0	0	0	.500	0	0	0-0	0	0	0	.000
All*	.182	10-1	11	4	2	1	0	0	2	3	.273	3	1	2	0	.400	0	0	0-0	2	0	0	1.000

3 **Coby DeJesus, INF** **R/R** **5-11** **165 lbs.** **SO** **Diboll, Texas**

Career Highs (red shading denotes this season)

Hits	Doubles	Home Runs	RBI	Runs Scored	Walks Drawn	Stolen Bases
4, 4/6/24 at Texas Tech	1 (3x), last 4/16/24 vs HCU	1, 4/13/24 vs Texas	2 (2x), last 4/6/24 at TTU	2 (3x), last 4/16/24 vs HCU	2, 4/16/24 vs HCU	1 (4x), 4/16/24 vs HCU

Season Highs

Hits	Doubles	Home Runs	RBI	Runs Scored	Walks Drawn	Stolen Bases
4, 4/6/24 at Texas Tech	1 (3x), last 4/16 vs HCU	1, 4/13 vs Texas	2 (2x), last 4/6 at TTU	2 (2x), last 4/16 vs HCU	2, 4/16 vs HCU	1 (3x), last 4/16 vs HCU

- » Drove in a career-high 2RBI on a single in the 11th inning against Louisiana at the 2024 Astros Foundation College Classic (3/3).
- » Made collegiate debut against Cal (2/17/23)
- » Recorded first collegiate hit against PVAMU and scored two runs (3/7/23)
- » Made one pitching appearance against USF (4/16/23)

Year	avg	gp-gs	ab	r	h	2b	3b	hr	rbi	tb	slg%	bb	hbp	so	gdp	ob%	sf	sh	sb-att	po	a	e	fld%
2023	.167	11-1	12	4	2	0	0	0	0	2	.167	2	0	5	0	.286	0	0	1-1	6	3	1	.900
2024	.264	39-29	125	20	33	3	0	1	14	39	.312	10	2	20	1	.328	0	3	4-5	25	73	4	.961
TOTAL	.255	50-30	137	24	35	3	0	1	14	41	.299	12	2	25	1	.325	0	3	5-6	31	76	5	.955

5 **Anthony Tulimero, C** **R/R** **6-0** **190 lbs.** **SR** **Temecula, Calif.**

Career Highs (red shading denotes this season)

Hits	Doubles	Home Runs	RBI	Runs Scored	Walks Drawn	Stolen Bases
4 (2x), last 4/4/23 vs Rice	2 (2x), last 5/7/24 vs Nich	2, 4/4/23 vs Rice	4, 4/4/23 vs Rice	3 (5x), last 4/4/23 vs Rice	2 (6x), last 4/7/24 at TTU	2, 3/25/23 vs W Carolina

Season Highs

Hits	Doubles	Home Runs	RBI	Runs Scored	Walks Drawn	Stolen Bases
3 (3x), 4/13 vs Texas	2, 5/7 vs Nicholls	1 (3x), last 4/13 vs Texas	2, 4/6 at Texas Tech	2 (4x), last 4/21 at Cincy	2 (2x), last 4/7 at TTU	1, 2/25 vs St. John's

- » Had his four-game multi-hit streak snapped at Sam Houston
- » 2023 American Athletic Conference Preseason All-Conference Team
- » Ranked No. 11 among the nations catchers in 2023 (D1Baseball)
- » Ranked No. 6 all-time in single-season total chances (552)
- » Ranked No. 8 all-time in single-season putouts (493)
- » Started all 58 games of 2023
- » Third on the team with 19 multiple-hit games and second with 12 multiple-RBI games
- » Had six games with 3+ RBI
- » Caught 24 runners stealing bases during the season

Year	avg	gp-gs	ab	r	h	2b	3b	hr	rbi	tb	slg%	bb	hbp	so	gdp	ob%	sf	sh	sb-att	po	a	e	fld%
2020*	.314	17-15	51	7	16	2	0	1	10	21	.412	5	0	10	0	.368	1	0	1-1	87	27	3	.974
2021*	.236	54-52	191	24	45	9	0	3	25	63	.330	11	2	28	0	.278	5	6	0-0	312	38	6	.983
2022	.326	60-60	233	44	76	15	0	5	39	106	.455	24	5	38	5	.396	3	0	11-18	447	41	3	.994
2023	.267	58-58	232	38	62	8	3	10	43	106	.457	14	3	42	9	.311	5	2	4-5	493	54	5	.991
2024	.324	31-31	111	25	36	8	0	3	23	53	.477	19	5	22	3	.432	4	0	2-3	130	42	4	.977
TOTAL	.302	149-149	576	107	174	31	3	18	105	265	.460	57	13	102	17	.371	12	2	17-26	1070	137	12	.990
All*	.287	220-216	818	138	235	42	3	22	140	349	.427	73	15	140	17	.350	18	8	18-27	1469	202	21	.988

7  **Jake Rainess, INF** **R/R** **6-2** **195 lbs.** **SR** **Baltimore, Md.**

Career Highs (red shading denotes this season)

Hits	Doubles	Home Runs	RBI	Runs Scored	Walks Drawn	Stolen Bases
5, 3/19/22 vs Binghamton	2 (3x), last 2/20/24 vs PVAM	2, 3/18/23 at UMBC	4 (5x), last 2/20/24 vs PVAM	4 (4x), last 4/16/23 at Bing	3, 4/7/23 vs Albany	5, 4/20/23 vs Thomas College

Season Highs

Hits	Doubles	Home Runs	RBI	Runs Scored	Walks Drawn	Stolen Bases
3, 2/20 vs Prairie View	2, 2/20 vs Prairie View	1 (3x), last 3/29 at TCU	4, 2/20 vs Prairie View	2 (3x), last 2/23 vs SJU	2, 2/23 vs St. John's	2 (2x), last 2/223 vs SJU

- » NCBWA Preseason All-American Third Team (shortstop)
- » Helped lead Maine to the American East Conference tournament title (2023)
- » Ranked third for the Black Bears in batting in 2023 (.321), third in OPS (1.071), tied for second in home runs (16) and hits (68), third in walks (35)
- » Ranked fifth all-time in Maine history for single-season home runs (16)
- » Led the Maine team in stolen bases in 2023 (38 of 46)
- » One of four Black Bears to play all 53 games in 2023
- » America East All-Conference First Team (2023)
- » Brooks Wallace Award Semifinalist (2023) given to the nation's best shortstop
- » Reached base all five times against Louisiana in the NCAA Regional

Year	avg	gp-gs	ab	r	h	2b	3b	hr	rbi	tb	slg%	bb	hbp	so	gdp	ob%	sf	sh	sb-att	po	a	e	fld%
2020*	.222	8-4	18	1	4	0	0	0	0	4	.222	0	1	8	0	.263	0	0	0-0	11	4	1	.938
2021*	.260	28-22	77	13	20	4	1	4	17	38	.494	7	4	25	0	.344	2	2	1-1	38	19	4	.934
2022*	.319	19-19	72	14	23	5	0	2	10	34	.472	3	5	20	1	.383	1	1	5-6	17	26	5	.896
2023*	.321	53-53	212	73	68	14	1	16	47	132	.623	35	14	55	2	.448	0	2	38-46	81	156	13	.948
2024	.237	29-28	93	15	22	4	1	3	15	37	.398	7	5	41	0	.321	1	0	8-9	23	44	7	.905
TOTAL	.237	29-28	93	15	22	4	1	3	15	37	.398	7	5	41	0	.321	1	0	8-9	23	44	7	.905
All*	.290	137-126	472	116	137	27	3	25	89	245	.519	52	29	149	3	.391	4	5	52-62	170	249	30	.933

10  **Cary Arbolida, OF** **R/R** **6-1** **240 lbs.** **SR** **Torrance, Calif.**

Career Highs (red shading denotes this season)

Hits	Doubles	Home Runs	RBI	Runs Scored	Walks Drawn	Stolen Bases
3, 4/5/24 at Texas Tech	2, 4/5/24 at Texas Tech	2, 4/12/24 vs Texas	4, 4/12/24 vs Texas	3, 4/5/24 at Texas Tech	3, 4/6/24 at Texas Tech	1 (2x), last 4/14/24 vs Texas

Season Highs

Hits	Doubles	Home Runs	RBI	Runs Scored	Walks Drawn	Stolen Bases
3, 4/5 at Texas Tech	2, 4/5 at Texas Tech	2, 4/12 vs Texas	4, 4/12 vs Texas	3, 4/5 at Texas Tech	3, 4/6 at Texas Tech	1, 4/14 vs Texas

- » Belted two home runs in one game against Texas - his first two-homer game as a Cougar
- » First three-XBH game at Texas Tech (double, double home run) [4/5/24]
- » Made Houston debut on Opening Day against Cal (2023)
- » Logged first hit for Houston against Utah (2/24)
- » Hit a pinch-hit, three-run home run at Wichita State (4/8)
- » Hit first home run against Wichita State with three RBI (4/8)
- » Spent 3 seasons at Orange Coast College (2020 to 2022)
- » Led Pirates in average (.396) and posted a .473 on-base percentage and .612 slugging percentage and hit five homers with 42 RBIs

Year	avg	gp-gs	ab	r	h	2b	3b	hr	rbi	tb	slg%	bb	hbp	so	gdp	ob%	sf	sh	sb-att	po	a	e	fld%
2023	.205	26-9	39	7	8	2	0	1	7	13	.333	6	0	12	1	.311	0	0	1-1	6	0	0	1.000
2024	.367	39-32	109	28	40	9	1	13	33	90	.826	13	8	27	2	.466	1	1	4-5	43	2	0	1.000
TOTAL	.324	65-41	148	35	48	11	1	14	40	103	.696	19	8	39	3	.426	1	1	5-6	49	2	0	1.000

11 **Tristan Russell, UTL** **S/R** **6-0** **195 lbs.** **FR** **Cypress, Texas**

Career Highs				(red shading denotes this season)		
Hits	Doubles	Home Runs	RBI	Runs Scored	Walks Drawn	Stolen Bases

Season Highs						
Hits	Doubles	Home Runs	RBI	Runs Scored	Walks Drawn	Stolen Bases

- » Eighth-ranked shortstop in the state of Texas in the 2023 class according to Perfect Game
- » Led Cypress Woods a runner-up finish at the 2023 UIL 6A State Championship game
- » Posted 35 RBI as a senior, second-most on the team
- » Two-time First Team All-District shortstop
- » 2023 All-Greater Houston team selection
- » Three-time European Champion with Germany

12 **Joey Craig, OF** **R/R** **6-2** **190 lbs.** **JR** **Omaha, Neb.**

Career Highs				(red shading denotes this season)		
Hits	Doubles	Home Runs	RBI	Runs Scored	Walks Drawn	Stolen Bases
2, 2/20/24 vs Prairie Vew			1, 2/20/24 vs Prairie Vew			1, 3/1/24vs Texas State

Season Highs						
Hits	Doubles	Home Runs	RBI	Runs Scored	Walks Drawn	Stolen Bases
2, 2/20 vs Prairie Vew			1, 2/20 vs Prairie Vew			1, 3/1 vs Texas State

- » Led Glendale to the Western State Conference title
- » Led the team in RBI (47), home run (18), finished sixth in hits (48)

Year	avg	gp-gs	ab	r	h	2b	3b	hr	rbi	tb	slg%	bb	hbp	so	gdp	ob%	sf	sh	sb-att	po	a	e	fld%
2024	.333	12-3	12	0	4	0	0	0	1	4	.333	0	0	3	0	.333	0	0	1-1	6	0	0	1.000
TOTAL	.333	12-3	12	0	4	0	0	0	1	4	.333	0	0	3	0	.333	0	0	1-1	6	0	0	1.000

13 **Justin Murray, UTL** **R/R** **6-0** **200 lbs.** **SR** **Charlotte, N.C.**

Career Highs				(red shading denotes this season)		
Hits	Doubles	Home Runs	RBI	Runs Scored	Walks Drawn	Stolen Bases
5, 4/23/23 at Memphis	3 (3x), last 3/3/24 vs ULL	2, 5/27/23 vs Tulane	5, 3/3/24 vs Louisiana	4, 3/22/22 vs Bowdoin	3 (3x), last 5/14/23 at Tulane	3, 5/13/23 at Tulane

Season Highs						
Hits	Doubles	Home Runs	RBI	Runs Scored	Walks Drawn	Stolen Bases
4 (2x), last 3/3 vs ULL	3, 3/3 vs Louisiana	1 (4x), last 4/9 at SHSU	5, 3/3 vs Louisiana	3, 4/23 at Texas A&M	2 (3x), last 3/26 vs Lamar	1 (3x), last 3/15 at BYU

- » NCBWA Preseason All-American Second Team (utility)
- » Preseason #22 first baseman and #17 relief pitcher by D1Baseball.com
- » Ranked No. 9 all-time in single-season saves (10) in 2023
- » Two home runs away from the triple crown, finished second on the team in home runs (11) in 2023
- » Led the team in BA (.379) - best batting average since 1999 - Jared Bitter (.389) and led the team in RBI (58) - best since 2018 Joe Davis (62)
- » Led the American Athletic Conference during conference play in batting average (.432), stolen bases (12), saves (7) and games finished (10) while leading the conference with the fewest runs allowed (8), earned runs (8) and home runs (0). Second in the AAC during conference play in hits (35)

Year	avg	gp-gs	ab	r	h	2b	3b	hr	rbi	tb	slg%	bb	hbp	so	gdp	ob%	sf	sh	sb-att	po	a	e	fld%
2019*	.125	16-10	8	3	1	0	0	0	0	1	.125	4	0	4	0	.417	0	0	0-0	4	3	0	1.000
2020*	.238	7-7	21	2	5	3	0	0	1	8	.381	4	0	5	1	.360	0	1	0-0	7	14	3	.875
2022*	.352	40-40	145	29	51	20	1	4	32	85	.586	15	3	25	5	.416	3	1	3-3	176	12	2	.989
2023	.379	57-54	219	51	83	11	2	11	58	131	.598	17	5	44	2	.422	8	1	20-29	372	34	5	.988
2024	.319	48-48	185	44	59	11	1	4	30	84	.454	29	4	38	6	.422	0	1	8-12	363	26	2	.995
TOTAL	.351	105-102	404	95	142	22	3	15	88	215	.532	46	9	82	8	.422	8	2	28-41	735	60	7	.991
All*	.344	168-159	578	129	199	45	4	19	121	309	.535	69	12	116	14	.418	11	4	31-44	922	89	12	.988

14 **Alex Lopez, UTL** **L/R** **5-9** **195 lbs.** **SR** **Houston, Texas**

Career Highs

(red shading denotes this season)

Hits	Doubles	Home Runs	RBI	Runs Scored	Walks Drawn	Stolen Bases
3 (6x), last 3/3/23 vs UTRGV	2, 4/1/23 vs East Carolina	1 (13), last 2/18/24 vs Bing	4, 4/21/23 at Memphis	3, 4/11/23 vs Sam Houston	3, 4/23/23 at Memphis	1 (5x), last 3/14/24 at BYU

Season Highs

Hits	Doubles	Home Runs	RBI	Runs Scored	Walks Drawn	Stolen Bases
2, 2/24 vs St. John's	1 (5x), last 5/4 vs UCF	1, 2/18 vs Binghamton	2, 2/16 vs Binghamton	2, 2/16 vs Binghamton	2, 2/23 vs St. John's	1, 3/14 at BYU

- » Recorded 15 multiple-hit games and 9 multiple-RBI games in 2023
- » Had a 17-game reached-base streak in 2023
- » Had a career-high four RBI at Memphis (4/21) and career-high walks of three (4/23) in 2023
- » Hit .302 with 44 runs and 33 RBIs as a sophomore in 2022
- » First on the team in doubles (17) as a sophomore
- » Finished fourth on the team in slg% (.465) in 2022
- » Finished second on the team in walks (28) in 2022

Year	avg	gp-gs	ab	r	h	2b	3b	hr	rbi	tb	slg%	bb	hbp	so	gdp	ob%	sf	sh	sb-att	po	a	e	fld%
2022	.302	59-55	215	44	65	17	0	6	33	100	.465	28	5	27	2	.387	5	0	3-7	64	24	4	.957
2023	.272	57-50	195	37	53	8	1	6	34	81	.415	34	3	28	5	.383	3	0	2-4	54	8	1	.984
2024	.190	39-19	84	17	16	5	0	1	7	24	.286	12	5	21	3	.324	1	0	1-1	15	38	6	.898
TOTAL	.271	155-124	494	98	134	30	1	13	74	205	.415	74	13	76	10	.375	9	0	6-12	133	70	11	.949

15 **Tristan Moore, INF/OF** **L/L** **6-2** **205 lbs.** **SR** **St. Thomas, US Virgin Islands**

Career Highs

(red shading denotes this season)

Hits	Doubles	Home Runs	RBI	Runs Scored	Walks Drawn	Stolen Bases
4 (2x), last 4/30/23 vs Little Rock	1 (9x), last 5/20/23 vs Nicholls	2 (4x), last 5/12/23 vs UIW	7, 4/6/23 vs Southeastern	4, 3/12/23 vs MVSU	2 (4x), last 2, 2/20 vs PVAM	1 (3x), last 5/27/23 vs Nicholls

Season Highs

Hits	Doubles	Home Runs	RBI	Runs Scored	Walks Drawn	Stolen Bases
1, 4/2 vs Rice		1, 4/2 vs Rice	1 (2x), last 4/2 vs Rice	2, 2/20 vs Prairie View	2, 2/20 vs Prairie View	

- » Recorded two four-hit games at New Orleans
- » Led the Privateers in OPS (1.043), home runs (19) and slugging (.650)
- » Finished second on the team in average (.318) and RBI (55)
- » Played two seasons at Palm Beach State
- » Led Palm Beach State in average (.377), home runs (9), hits (66) and ranked second in stolen bases (20)

Year	avg	gp-gs	ab	r	h	2b	3b	hr	rbi	tb	slg%	bb	hbp	so	gdp	ob%	sf	sh	sb-att	po	a	e	fld%
2023*	.318	58-55	217	61	69	9	3	19	55	141	.650	22	6	51	3	.393	2	0	3-3	93	2	3	.969
2024	.125	7-3	8	3	1	0	0	1	2	4	.500	3	0	2	0	.364	0	0	0-0	1	0	0	1.000
TOTAL	.125	7-3	8	3	1	0	0	1	2	4	.500	3	0	2	0	.364	0	0	0-0	1	0	0	1.000
All*	.311	65-58	225	64	70	9	3	20	57	145	.644	25	6	53	3	.391	2	0	3-3	94	2	3	.970

17 🍷 **Thomas Lyssy, INF** **L/R** **6-3** **190 lbs.** **SO** **Harlingen, Texas**

Career Highs (red shading denotes this season)

Hits	Doubles	Home Runs	RBI	Runs Scored	Walks Drawn	Stolen Bases
3, 4/30/23 at UCF	1 (2x), last 4/2/24 vs Rice	1, 4/30/23 at UCF	4, 3/7/23 vs Prairie View	3, 2/20/24 vs PVAM	2, 3/23/24 vs K-State	1 (4x), last 5/13/23 at Tulane

Season Highs

Hits	Doubles	Home Runs	RBI	Runs Scored	Walks Drawn	Stolen Bases
2 (2x), last 4/2 vs Rice	1, 4/2 vs Rice		2, 2/20 vs PVAM	3, 2/20 vs PVAM	2, 3/23 vs K-State	

- » Made collegiate debut on Opening Day against Cal (2/17)
- » Made starting debut in his hometown against URTGV registering his first collegiate hit (3/5)
- » Against PVAMU, went 2-for-3 with a career-high four RBI and a triple (3/7)
- » Had a career-high three hits against UCF with three RBI and his first collegiate home run (4/30)

Year	avg	gp-gs	ab	r	h	2b	3b	hr	rbi	tb	slg%	bb	hbp	so	gdp	ob%	sf	sh	sb-att	po	a	e	fld%
2023	.259	27-12	54	10	14	1	1	1	11	20	.370	4	1	12	1	.317	1	0	4-4	36	16	0	1.000
2024	.167	25-8	36	8	6	1	0	0	4	7	.194	9	0	5	0	.326	1	2	1-1	15	22	3	.925
TOTAL	.222	52-20	90	18	20	2	1	1	15	27	.300	13	1	17	1	.321	2	2	5-5	51	38	3	.967

18 🍷 **Cameron Nickens, OF** **R/R** **6-3** **190 lbs.** **JR** **Magnolia, Texas**

Career Highs (red shading denotes this season)

Hits	Doubles	Home Runs	RBI	Runs Scored	Walks Drawn	Stolen Bases
3 (6x), last 2/25/24 vs St. John's	2, 4/1/23 vs East Carolina	2, 3/26/23 vs UT Arlington	4 (2x), last 5/14/23 at Tulane	3 (3x), last 3/22/23 vs Southern	3, 4/10/22 at Cincinnati	2, 2/23/24 vs St. John's

Season Highs

Hits	Doubles	Home Runs	RBI	Runs Scored	Walks Drawn	Stolen Bases
3, 2/25 vs St. John's	1, 3/26 vs Lamar	1 (2x), last 4/14 vs Texas	3, 3/1 vs Texas State	2 (5x), last 4/14 vs Texas	1, 2/17 vs Binghamton	2, 2/23 vs St. John's

- » Recorded 18 multiple-hit games and 10 multiple-RBI games in 2023
- » First multi-home run game against UT Arlington (3/26/23)
- » Recorded a 7 game hit streak
- » Finished the season with the best ob% (.413)

Year	avg	gp-gs	ab	r	h	2b	3b	hr	rbi	tb	slg%	bb	hbp	so	gdp	ob%	sf	sh	sb-att	po	a	e	fld%
2022	.293	51-43	147	29	43	8	0	4	26	63	.429	25	6	36	5	.413	1	0	3-4	41	1	1	.977
2023	.310	53-43	184	29	57	12	1	5	38	86	.467	15	3	50	6	.368	2	0	6-6	78	3	1	.988
2024	.217	36-28	106	22	23	1	1	2	15	32	.302	15	4	32	2	.333	1	0	4-8	55	1	1	.982
TOTAL	.281	140-114	437	80	123	21	2	11	79	181	.414	55	13	118	13	.375	4	0	13-18	174	5	3	.984

29 🍷 **Jonathan French, C** **R/R** **5-11** **lbs.** **R-SR** **Lilburn, Ga.**

Career Highs (red shading denotes this season)

Hits	Doubles	Home Runs	RBI	Runs Scored	Walks Drawn	Stolen Bases
3 (2x), last 4/7/24 at TTU	2, 4/16/22 vs Wake Forest	2, 2/20/24 vs PVAM	4 (4x), last 4/21/24 at Cincy	3 (2x), last 2/20/24 vs PVAM	2 (7x), last 4/22 vs Florida	1, 2/17/24 vs Binghamton

Season Highs

Hits	Doubles	Home Runs	RBI	Runs Scored	Walks Drawn	Stolen Bases
3, 4/7 at Texas Tech	1 (5x), last 4/16 vs HCU	2, 2/20 vs PVAM	4 (3x), last 4/21 at Cincy	3, 2/20 vs PVAM	2, 2/17 vs Binghamton	1 (2x), last 4/7 at TTU

- » Spent the 2023 season at South Carolina after spending three seasons at Clemson (2020-22)
- » Reached base in 10 straight games his senior year at South Carolina
- » Had an RBI single that tied the game in a walk-off win over Missouri (March 24)
- » Attended Clemson for three years (2020-22) and had 39 runs scored, seven doubles, 13 home runs and 43 RBI in his career with the Tigers

Year	avg	gp-gs	ab	r	h	2b	3b	hr	rbi	tb	slg%	bb	hbp	so	gdp	ob%	sf	sh	sb-att	po	a	e	fld%
2021*	.248	31-27	101	13	25	2	0	5	21	42	.416	14	2	38	1	.347	1	0	0-0	263	15	3	.989
2022*	.217	44-37	138	26	30	5	0	8	22	59	.428	20	4	48	1	.333	0	2	0-0	283	24	4	.987
2023*	.218	33-18	78	12	17	4	0	2	11	27	.346	17	2	34	1	.371	0	1	0-0	191	15	0	1.000
2024	.242	44-35	120	28	29	7	0	10	28	66	.550	22	4	43	5	.374	1	2	2-2	328	26	4	.989
TOTAL	.242	44-35	120	28	29	7	0	10	28	66	.550	22	4	43	5	.374	1	2	2-2	328	26	4	.989
All*	.231	152-117	437	79	101	18	0	25	82	194	.444	73	12	163	8	.355	2	5	2-2	1065	80	11	.990

HOUSTON // PLAYER BIOS

31 **Kenneth Jimenez, C** **R/R** **5-8** **195 lbs.** **JR** **Tucson, Ariz.**

Career Highs (red shading denotes this season)

Hits	Doubles	Home Runs	RBI	Runs Scored	Walks Drawn	Stolen Bases
2 (3x), last 3/5/24 vs SHSU	1 (2x), last 3/3/24 vs ULL	1, 3/20/24 at Rice	2, 2/23/24 vs St. John's	3, 2/20/24 vs PVAM	3, 3/16/24 at BYU	1, 2/23/24 vs St. John's

Season Highs

Hits	Doubles	Home Runs	RBI	Runs Scored	Walks Drawn	Stolen Bases
2 (3x), last 3/5 vs SHSU	1 (2x), last 3/3 vs ULL	1, 3/20/24 at Rice	2, 2/23 vs St. John's	3, 2/20 vs PVAM	3, 3/16 at BYU	1, 2/23 vs St. John's

- » Helped lead South Mountain CC to the semifinal of the Regional Tournament in 2023
- » Led SMCC with a .374 average, .541 on-base percentage and ranked third with a .559 slugging percentage
- » Finished second on the team with 40 RBI
- » Played four games for Yavapai College in 2022
- » Helped lead Yavapai to the NJCAA Western District Tournament in 2021

Year	avg	gp-gs	ab	r	h	2b	3b	hr	rbi	tb	slg%	bb	hbp	so	gdp	ob%	sf	sh	sb-att	po	a	e	fld%
2024	.289	39-27	90	16	26	4	0	2	11	36	.400	25	8	18	0	.476	1	1	2-4	13	2	0	1.000
TOTAL	.289	39-27	90	16	26	4	0	2	11	36	.400	25	8	18	0	.476	1	1	2-4	13	2	0	1.000

32 **Anthony Avalos, INF** **R/R** **5-9** **174 lbs.** **FR** **Pearland, Texas**

Career Highs (red shading denotes this season)

Hits	Doubles	Home Runs	RBI	Runs Scored	Walks Drawn	Stolen Bases
1, 4/23/24 at Texas A&M		1, 4/23/24 at Texas A&M	2, 4/23/24 at Texas A&M	1 (4x), last 4/23/24 at TAMU		

Season Highs

Hits	Doubles	Home Runs	RBI	Runs Scored	Walks Drawn	Stolen Bases
1, 4/23 at Texas A&M		1, 4/23 at Texas A&M	2, 4/23 at Texas A&M	1 (4x), last 4/23 at TAMU		

- » Recorded first hit and home run in eighth inning at #1 Texas A&M. First collegiate hit was a pinch-hit two-run home run.
- » Made first-career start at Sam Houston
- » Made collegiate debut against Prairie View A&M
- » Father, Gilbert, played baseball for two years at Alvin CC (1991-93), then 5 years in the minor leagues for the Chicago Cubs (1993-97)

Year	avg	gp-gs	ab	r	h	2b	3b	hr	rbi	tb	slg%	bb	hbp	so	gdp	ob%	sf	sh	sb-att	po	a	e	fld%
2024	.111	8-1	9	5	1	0	0	1	4	4	.444	0	1	4	0	.182	1	0	0-0	4	1	0	1.000
TOTAL	.111	8-1	9	5	1	0	0	1	4	4	.444	0	1	4	0	.182	1	0	0-0	4	1	0	1.000

33 **Tre Jones, OF** **L/L** **6-4** **215 lbs.** **SR** **Houston, Texas**

Career Highs (red shading denotes this season)

Hits	Doubles	Home Runs	RBI	Runs Scored	Walks Drawn	Stolen Bases
4 (2x), last 5/23/23 at McNeese	3, 5/18/22 at Southeastern	1 (21x), last 3/1/24 vs TxSt	5, 4/14/23 vs New Orleans	4, 3/4/23 vs Lindenwood	3, 5/1/22 vs McNeese	2 (4x), last 2/17/24 vs Bing

Season Highs

Hits	Doubles	Home Runs	RBI	Runs Scored	Walks Drawn	Stolen Bases
3 (2x), last 2/24 vs SJU	1 (2x), last 3/14 at BYU	1 (3x), last 3/1 vs TxSt	4, 2/20 vs PVAM	2 (4x), last 3/14 at BYU	2, 4/19 at Cincinnati	2 (3x), last 2/25 vs SJU

- » 2023 SLC All-Conference Second Team
- » 2023 SLC Preseason All-Conference First Team
- » 2022 SLC All-Conference First Team
- » 2022 ABCA Rawlings South All Region Second team
- » Posted two-career four-hit games
- » Finished 2023 second on the team in average (.332), triples (5) and OPS (.905), and third in home runs (6)
- » Led Corpus Christi in 2022 in average (.354), home runs (11) and OPS (1.184) while slugging (.743)

Year	avg	gp-gs	ab	r	h	2b	3b	hr	rbi	tb	slg%	bb	hbp	so	gdp	ob%	sf	sh	sb-att	po	a	e	fld%
2021*	.196	26-12	51	9	10	2	0	1	6	15	.294	9	0	20	1	.317	0	0	1-1	3	0	1	.750
2022*	.354	45-37	144	40	51	15	4	11	37	107	.743	23	1	48	2	.441	2	1	6-6	2	0	0	1.000
2023*	.332	53-49	196	37	65	9	5	6	38	102	.520	16	3	60	1	.385	3	0	8-10	7	1	0	1.000
2024	.282	39-33	124	28	35	8	2	4	26	59	.476	5	6	39	1	.336	2	1	17-19	44	0	2	.957
TOTAL	.282	39-33	124	28	35	8	2	4	26	59	.476	5	6	39	1	.336	2	1	17-19	44	0	2	.957
All*	.313	163-131	515	114	161	34	11	22	107	283	.550	53	10	167	5	.383	7	2	32-36	56	1	3	.950

34 **Conner Bennett, C** **R/R** **5-8** **180 lbs.** **FR** **Conroe, Texas**

Career Highs (red shading denotes this season)

Hits	Doubles	Home Runs	RBI	Runs Scored	Walks Drawn	Stolen Bases
3, 4/17/24 vs Southern	1 (2x), last 4/17/24 vs SU	1 (2x), last 5/7/24 vs Nich	6, 4/17/24 vs Southern	2, 4/17/24 vs Southern	1, 3/20/24 at Rice	

Season Highs

Hits	Doubles	Home Runs	RBI	Runs Scored	Walks Drawn	Stolen Bases
3, 4/17 vs Southern	1 (2x), last 4/17 vs SU	1 (2x), last 5/7 vs Nich	6, 4/17 vs Southern	2, 4/17 vs Southern	1, 3/20 at Rice	

- » Recorded first collegiate hit at BYU (3/15) and first start at Rice (3/20)
- » Ranked the 29th best catcher in the country by PerfectGame (260 overall)
- » Ranked the 28th overall player in the state of Texas
- » PerfectGame Preseason All-American Texas All-Region First Team (2023)

Year	avg	gp-gs	ab	r	h	2b	3b	hr	rbi	tb	slg%	bb	hbp	so	gdp	ob%	sf	sh	sb-att	po	a	e	fld%
2024	.391	16-6	23	6	9	2	0	2	8	17	.739	2	1	6	0	.462	0	0	0-0	39	4	0	1.000
TOTAL	.391	16-6	23	6	9	2	0	2	8	17	.739	2	1	6	0	.462	0	0	0-0	39	4	0	1.000

37 **Cole Carbone, C** **R/R** **6-2** **195 lbs.** **FR** **Cranston, R.I.**

Career Highs (red shading denotes this season)

Hits	Doubles	Home Runs	RBI	Runs Scored	Walks Drawn	Stolen Bases

Season Highs

Hits	Doubles	Home Runs	RBI	Runs Scored	Walks Drawn	Stolen Bases

- » Helped lead Cranston HS to the 2023 NEPSAC Championship
- » Earned All-NEPSAC honors in 2023
- » Named an All-Star and All-League in the CNEPSBL

48 **Jacob Schoenvogel, OF** **L/R** **6-2** **185 lbs.** **SR** **Houston, Texas**

Career Highs (red shading denotes this season)

Hits	Doubles	Home Runs	RBI	Runs Scored	Walks Drawn	Stolen Bases
3, 4/9/24 at Sam Houston	1 (7x), last 4/9/24 at SHSU	1 (3x), 4/6/24 at TTU	2 (5x), last 3/9/24 vs Baylor	2 (4x), last 5/15/22 at K-State	2 (4x), last 4/12/24 vs Texas	1 (6x), last 3/30/24 at TCU

Season Highs

Hits	Doubles	Home Runs	RBI	Runs Scored	Walks Drawn	Stolen Bases
3, 4/9 at Sam Houston	1 (3x), last 4/9 at SHSU	1 (2x), last 4/6 at TTU	2 (2x), last 3/30 at TCU	1 (7x), last 4/9 at SHSU	2 (2x), last 4/12 vs Texas	1 (2x), last 3/30 at TCU

- » Scored winning run on Reese's walk-off double against Sam Houston (3/5/24)
- » Threw the would-be winning run out at the plate from center field in the ninth inning against Texas State (3/1/24)
- » Went 2-for-2 against PVAMU with two runs and a double (3/7/23)

Year	avg	gp-gs	ab	r	h	2b	3b	hr	rbi	tb	slg%	bb	hbp	so	gdp	ob%	sf	sh	sb-att	po	a	e	fld%
2021*	.226	19-5	31	10	7	2	0	0	5	9	.290	4	1	10	0	.333	0	0	1-2	7	1	0	1.000
2022*	.241	27-17	54	19	13	1	0	1	8	17	.315	13	3	13	0	.414	0	0	1-2	40	2	0	1.000
2023	.333	9-0	6	5	2	1	0	0	0	3	.500	0	0	2	0	.333	0	0	2-2	4	0	1	.800
2024	.256	30-11	43	8	11	3	1	2	10	22	.512	10	1	13	0	.407	0	3	3-5	25	2	0	1.000
TOTAL	.265	39-11	49	13	13	4	1	2	10	25	.510	10	1	15	0	.400	0	3	5-7	29	2	1	.969
All*	.246	85-33	134	42	33	7	1	3	23	51	.381	27	5	38	0	.392	0	3	7-11	76	5	1	.988

4  **Antoine Jean, LHP** **R/L** **6-2** **190 lbs.** **SR** **Montreal, Canada**

Career Highs (red shading denotes this season)

Innings Pitched	Walks	Strikeouts	Batters Faced	Pitches Thrown
6.0 (4x), last 5/4/24 vs UCF	6, 4/21/24 at Cincinnati	11, 3/9/24 vs Baylor	27, 5/4/24 vs UCF	102, 5/4/24 vs UCF

Season Highs

Innings Pitched	Walks	Strikeouts	Batters Faced	Pitches Thrown
6.0 (2x), last 5/4/24 vs UCF	6, 4/21 at Cincinnati	11, 3/9 vs Baylor	25, 4/21 at Cincinnati	102, 5/4 vs UCF

- » SEC First-Year Academic Honor Roll (2019-20)
- » Freshman All-American - Collegiate Baseball News (2020)
- » Second Team All-Canadian - Canadian Baseball Network (2020)
- » Missed the 2023 season due to injury
- » SEC Spring Academic Honor Roll 2021-2022
- » Named a Second Team All-Canadian by the Canadian Baseball Network

Year	era	w-l	app	gs	cg	sho	sv	ip	h	r	er	bb	so	2b	3b	hr	bf	bavg	wp	hbp	bk	sfa	sha
2020*	3.18	3-0	4	4	0	0/0	0	17.0	18	7	6	3	17	3	0	0	72	.265	0	0	1	0	1
2021*	3.76	2-1	7	6	0	0/0	0	26.1	22	16	11	16	24	0	0	2	117	.232	3	3	0	3	0
2022*	3.48	5-1	11	6	0	0/0	1	33.2	30	16	13	16	20	3	0	5	145	.238	2	1	0	0	2
2024	4.50	3-2	12	12	0	0/1	0	56.0	65	33	28	24	62	14	3	8	256	.286	5	1	1	0	4
TOTAL	4.50	3-2	12	12	0	0/1	0	56.0	65	33	28	24	62	14	3	8	256	.286	5	1	1	0	4
All*	3.92	13-4	34	28	0	0/1	1	133.0	135	72	58	59	123	20	3	15	590	.262	10	5	2	3	7

8  **Alex Solis, RHP** **R/R** **6-1** **190 lbs.** **FR** **Weslaco, Texas**

Career Highs (red shading denotes this season)

Innings Pitched	Walks	Strikeouts	Batters Faced	Pitches Thrown
2.0 (4x), last 5/7/24 vs Nicholls	2, 3/20/24 at Rice	3 (2x), last 3/9/24 vs Baylor	10, 5/7/24 vs Nicholls	398, 5/7/24 vs Nicholls

Season Highs

Innings Pitched	Walks	Strikeouts	Batters Faced	Pitches Thrown
2.0 (4x), last 5/7 vs Nicholls	2, 3/20 at Rice	3 (2x), last 3/9 vs Baylor	10, 5/7 vs Nicholls	38, 5/7 vs Nicholls

- » Made first career start against Nicholls in the final home midweek game of 2024 (5/7)
- » Ranked the 17th right-handed pitcher in Texas by PerfectGame
- » Ranked the 47th overall player in the state of Texas by PerfectGame
- » Preseason All-American Texas Region First Team by PerfectGame (2023)
- » Led Weslaco East to a first place 15-3 district record (2023)
- » Amassed 104 hits over his four-year varsity career
- » Clubbed .457 his senior year over 28 games with 11 doubles and 30 RBI
- » Slugged .723 as a senior with a 1.246 OPS
- » Played in five varsity games as a freshman

Year	era	w-l	app	gs	cg	sho	sv	ip	h	r	er	bb	so	2b	3b	hr	bf	bavg	wp	hbp	bk	sfa	sha
2024	8.55	1-2	17	1	0	0/1	0	20.0	26	21	19	11	25	5	0	2	98	.317	5	2	0	2	1
TOTAL	8.55	1-2	17	1	0	0/1	0	20.0	26	21	19	11	25	5	0	2	98	.317	5	2	0	2	1

13 **Justin Murray, RHP** **R/R** **6-0** **200 lbs.** **SR** **Charlotte, N.C.**

Career Highs (red shading denotes this season)

Innings Pitched	Walks	Strikeouts	Batters Faced	Pitches Thrown
7.2, 4/10/22 at Yale	5, 2/25/22 at Louisville	10, 3/27/22 vs Brown	32, 4/10/22 at Yale	103, 4/14/19 at Brown

Season Highs

Innings Pitched	Walks	Strikeouts	Batters Faced	Pitches Thrown
3.0, 4/27 vs UT Arlington	1 (3x), last 3/3 vs Louisiana	4, 4/21 at Cincinnati	11, 4/27 vs UT Arlington	45, 4/27 vs UT Arlington

- » NCBWA Preseason All-America Second Team honoree as a Utility player for his two-way skills.
- » Preseason #22 first baseman and #17 relief pitcher by D1Baseball.com
- » Led the 2023 team in saves (10), wins (5) and winning percentage (5-0).
- » Did not allow a home run from the mound during conference play
- » Had the team's lowest ERA (3.07) while leading the team in victories (5) and saves (10)

Year	era	w-l	app	gs	cg	sho	sv	ip	h	r	er	bb	so	2b	3b	hr	bf	bavg	wp	hbp	bk	sfa	sha
2019*	5.93	22-5	10	9	0	0/0	0	54.2	71	39	36	11	32	21	4	3	252	.305	3	6	1	2	0
2020*	1.38	1-1	2	2	0	0/0	0	13.0	8	4	2	2	8	5	0	1	52	.163	0	0	0	1	0
2022*	7.57	4-3	11	11	0	0/0	0	52.1	65	44	44	23	43	9	2	5	243	.307	3	6	2	0	2
2023	3.07	5-0	25	0	0	0/0	10	41.0	39	14	14	10	49	4	1	1	168	.253	1	1	1	3	0
2024	2.45	0-3	15	0	0	0/0	4	18.1	17	8	5	7	26	2	0	3	80	.243	3	0	0	2	0
TOTAL	2.88	5-3	40	0	0	0/0	14	59.1	56	22	19	17	75	6	1	4	248	.250	4	1	1	5	0
All*	5.07	32-12	63	22	0	0/0	14	179.1	200	109	101	53	158	41	7	13	795	.279	10	13	4	8	2

20 **Kyle LaCalameto, LHP** **L/L** **6-2** **195 lbs.** **GR** **Cincinnati, Ohio**

Career Highs (red shading denotes this season)

Innings Pitched	Walks	Strikeouts	Batters Faced	Pitches Thrown
7.0, 4/23/22 vs Memphis	5, 5/14/22 vs UCF	8, 4/23/22 vs Memphis	29, 4/23/22 vs Memphis	125, 4/23/22 vs Memphis

Season Highs

Innings Pitched	Walks	Strikeouts	Batters Faced	Pitches Thrown
3.2, 3/8 vs Baylor	4, 4/6 at Texas Tech	5, 4/20 at Cincinnati	16, 4/6 at Texas Tech	71, 4/6 at Texas Tech

- » Made two starts in 2023 before missing the remainder of the season
- » Third on the team in appearances for pitchers (21)
- » Second on the team in strikeouts (63)
- » First on the team in batters struck out looking (23)
- » Over a 5 game stretch posed a 1.05 era (17.1 innings)
- » Over a 5 game stretch struck out 22 batters
- » Started his career at Dayton. Missed the entire 2021 season due to injury.

Year	era	w-l	app	gs	cg	sho	sv	ip	h	r	er	bb	so	2b	3b	hr	bf	bavg	wp	hbp	bk	sfa	sha
2019*	12.46	0-0	7	1	0	0/0	0	4.1	9	6	6	2	2	2	0	2	24	.450	0	1	0	1	0
2020*	6.23	0-0	0	0	0	0/0	0	4.1	5	3	3	2	4	2	0	1	21	.294	0	1	0	0	1
2022	5.28	2-3	21	9	0	0/0	0	59.2	67	40	35	23	63	15	1	8	275	.279	3	6	0	5	1
2023	1.50	0-0	2	2	0	0/0	0	6.0	3	1	1	3	5	1	0	0	24	.158	0	1	0	0	1
2024	6.75	3-3	14	5	0	0/1	0	30.2	37	23	23	12	33	8	3	5	140	.306	2	2	0	2	3
TOTAL	5.51	5-6	37	16	0	0/1	0	96.1	107	64	59	38	101	24	4	13	439	.282	5	9	0	7	5
All*	5.83	5-6	44	17	0	0/1	0	105.0	121	73	68	42	107	28	4	16	484	.290	5	11	0	8	6

21  **Jaxon Jelkin, RHP** **R/R** **6-5** **190 lbs.** **JR** **Omaha, Neb.**

Career Highs (red shading denotes this season)

Innings Pitched	Walks	Strikeouts	Batters Faced	Pitches Thrown
6.1, 3/30 at TCU	3, 3/8/24 vs Baylor	13, 3/15/24 at BYU	25, 3/30 at TCU	109, 3/30 at TCU

Season Highs

Innings Pitched	Walks	Strikeouts	Batters Faced	Pitches Thrown
6.1, 3/30 at TCU	3, 3/8 vs Baylor	13, 3/15 at BYU	25, 3/30 at TCU	109, 3/30 at TCU

- » Drafted in the 14th Round of the 2023 MLB Draft by the Los Angeles Dodgers
- » Led SMCC in strikeouts-per-nine among qualified pitchers (11.66)
- » Led the team with two complete games
- » Tied for the team lead with seven wins, posting a 7-2 record in 14 starts
- » Led the team with 98 strikeouts over 75.2 innings with a 3.81 ERA
- » Played one season at Nebraska before transferring to SMCC
- » Went 1-1 with a 2.31 ERA across nine appearances
- » Allowed just a .195 batting average against for the Cornhuskers

Year	era	w-l	app	gs	cg	sho	sv	ip	h	r	er	bb	so	2b	3b	hr	bf	bavg	wp	hbp	bk	sfa	sha
2022*	2.31	1-1	6	6	0	0/0	0	11.2	8	3	3	7	9	1	0	0	51	.195	3	2	0	1	0
2024	3.41	0-0	7	7	0	0/0	0	34.1	28	16	13	10	46	4	1	1	146	.217	2	5	0	1	1
TOTAL	3.41	0-0	7	7	0	0/0	0	34.1	28	16	13	10	46	4	1	1	146	.217	2	5	0	1	1
All*	3.13	1-1	13	13	0	0/0	0	46.0	36	19	16	17	55	5	1	1	197	.212	5	7	0	2	1

23  **Cade Citelli, RHP** **R/R** **6-3** **215 lbs.** **JR** **Prosper, Texas**

Career Highs (red shading denotes this season)

Innings Pitched	Walks	Strikeouts	Batters Faced	Pitches Thrown
6.0 (3x), last 5/33/24 vs UCF	5 (2x), last 3/10/23 vs Oklahoma	8 (2x), last 4/8/23 at Wichita State	29, 3/3/23 vs UTRGV	103, 5/3/24 vs UCF

Season Highs

Innings Pitched	Walks	Strikeouts	Batters Faced	Pitches Thrown
6.0, 5/3 vs UCF	2 (3x), last 4/19 at Cincinnati	7, 3/19 vs Rice	26, 5/3 vs UCF	103, 5/3 vs UCF

- » Retired all 10 batters he faced in his last outing at Texas Tech (3.1 scoreless) on 4/7
- » 2023 Opening Day Starter
- » Third on the team in strikeouts in 2023
- » Earned first Houston win against against McNeese throwing 5.0 innings allowing only one run and striking out a career-high eight batters (3/21)
- » Started career at UT Arlington

Year	era	w-l	app	gs	cg	sho	sv	ip	h	r	er	bb	so	2b	3b	hr	bf	bavg	wp	hbp	bk	sfa	sha
2022*	10.36	0-3	14	7	0	0/0	0	28.2	31	34	33	21	28	1	1	8	140	.290	4	6	0	4	2
2023	7.24	3-4	17	13	0	0/0	0	51.0	55	48	41	33	51	10	1	8	250	.279	4	16	0	2	2
2024	3.09	3-2	14	4	0	0/1	0	35.0	26	14	12	11	45	6	0	3	145	.202	4	3	0	0	2
TOTAL	5.55	6-6	31	17	0	0/1	0	86.0	81	62	53	44	96	16	1	11	395	.248	8	19	0	2	4
All*	6.75	6-9	45	24	0	0/1	0	114.2	112	96	86	65	124	17	2	19	535	.259	12	25	0	6	6

24 🍷 **Ryan Dollar, RHP** **R/R** **6-3** **220 lbs.** **SO** **Houston, Texas**

Career Highs (red shading denotes this season)

Innings Pitched	Walks	Strikeouts	Batters Faced	Pitches Thrown
3.0, 4/13/24 vs Texas	4, 3/22/23 vs Southern	5, 4/13/24 vs Texas	12, 4/26/24 vs UT Arlington	47, 4/26/24 vs UT Arlington

Season Highs

Innings Pitched	Walks	Strikeouts	Batters Faced	Pitches Thrown
3.0, 4/13 vs Texas	3 (2x), last 4/26 vs UT Arlington	5, 4/13 vs Texas	12, 4/26 vs UT Arlington	47, 4/26 vs UT Arlington

» Made collegiate debut at UTSA (2/22)

Year	era	w-l	app	gs	cg	sho	sv	ip	h	r	er	bb	so	2b	3b	hr	bf	bavg	wp	hbp	bk	sfa	sha
2023	70.20	0-0	6	1	0	0/0	0	1.2	9	13	13	12	3	0	0	2	25	.692	2	0	0	0	0
2024	5.48	0-1	16	0	0	0/0	0	23.0	23	15	14	19	34	4	0	1	109	.274	1	2	0	2	2
TOTAL	9.85	0-1	22	1	0	0/0	0	24.2	32	28	27	31	37	4	0	3	134	.330	3	2	0	2	2

25 🍷 **Duncan Howard, RHP** **R/R** **6-3** **205 lbs.** **SR** **Kernersville, N.C.**

Career Highs (red shading denotes this season)

Innings Pitched	Walks	Strikeouts	Batters Faced	Pitches Thrown
7.2, 5/20/22 vs High Point	5, 5/8/21 vs Gardner-Webb	9, 5/18/23 at Radford	35, 5/20/22 vs High Point	118, 5/20/22 vs High Point

Season Highs

Innings Pitched	Walks	Strikeouts	Batters Faced	Pitches Thrown
6.0, 3/10 vs Baylor	0, (4x) last, 3/10 vs Baylor	5 (3x), last 4/13 vs Texas	22, 3/10 vs Baylor	95, 4/13 vs Texas

- » All-Big South Second Team honoree (2023)
- » Ranked sixth in the Big South with 67 strikeouts in 2022
- » Finished fourth in the Big South with 2.19 walks allowed per nine innings
- » One of two qualified pitchers on the staff in 2023
- » Led PC in innings (82.1) and strikeouts (59) in 2023

Year	era	w-l	app	gs	cg	sho	sv	ip	h	r	er	bb	so	2b	3b	hr	bf	bavg	wp	hbp	bk	sfa	sha
2021*	4.69	3-2	12	11	0	0/0	0	55.2	54	37	29	27	32	14	2	5	249	.260	2	5	0	5	4
2022*	2.69	7-4	15	14	0	0/0	1	83.2	87	36	25	25	67	23	2	2	358	.266	7	0	3	0	6
2023*	5.68	4-5	14	14	0	0/0	0	82.1	109	56	52	20	59	15	1	15	370	.319	6	4	0	2	0
2024	5.16	2-1	8	7	0	0/1	0	29.2	37	17	17	4	27	3	1	2	129	.301	0	1	0	1	0
TOTAL	5.16	2-1	8	7	0	0/1	0	29.2	37	17	17	4	27	3	1	2	129	.301	0	1	0	1	0
All*	4.40	16-12	49	46	0	0/1	1	251.1	287	146	123	76	185	55	6	24	1106	.287	15	10	3	8	10

26 🍷 **Jose Torrealba, LHP** **L/L** **5-8** **190 lbs.** **GR** **Acarigua, Venezuela**

Career Highs (red shading denotes this season)

Innings Pitched	Walks	Strikeouts	Batters Faced	Pitches Thrown
3.2, 4/28/24 vs UT Arlington	5, 3/8/22 at Rice	6, 5/24/22 vs Wichita State	13, 2/27/22 vs UTRGV	59, 2/27/22 vs UTRGV

Season Highs

Innings Pitched	Walks	Strikeouts	Batters Faced	Pitches Thrown
3.2, 4/28 vs UT Arlington	2, 3/20 at Rice	3 (3x), last 4/17 vs Southern	11, 4/28 vs UT Arlington	32, 4/28 vs UT Arlington

- » Made five appearances before getting shut down due to injury
- » Granted an additional year by NCAA Waiver
- » Pitcher of record in three of five games during the 2022 American Conference Championship

Year	era	w-l	app	gs	cg	sho	sv	ip	h	r	er	bb	so	2b	3b	hr	bf	bavg	wp	hbp	bk	sfa	sha
2022	4.66	2-1	20	1	0	0/0	2	29.0	28	15	15	10	32	9	0	1	126	.259	1	2	0	4	2
2023	5.19	2-2	5	1	0	0/0	0	8.2	10	8	5	5	7	4	0	2	43	.286	1	2	0	1	0
2024	4.88	0-1	16	0	0	0/1	3	24.0	16	13	13	6	24	2	2	4	96	.193	1	4	0	2	1
TOTAL	4.82	4-4	41	2	0	0/1	5	61.2	54	36	33	21	63	15	2	7	265	.239	3	8	0	7	3

27  **Paul Schmitz, RHP** **R/R** **6-8** **242 lbs.** **SO** **Bonn, Germany**

Career Highs (red shading denotes this season)

Innings Pitched	Walks	Strikeouts	Batters Faced	Pitches Thrown
6.2 (2x), last 3/25/23 vs Northwestern	3 (3x), last 3/2/4 vs Vanderbilt	8, 3/25/23 vs Northwestern	27, 3/25/23 vs Northwestern	105, 3/25/23 vs Northwestern

Season Highs

Innings Pitched	Walks	Strikeouts	Batters Faced	Pitches Thrown
3.0, 3/14 at BYU	3, 3/2 vs Vanderbilt	5, 4/14 vs Texas	11, 3/14 at BYU	47, 4/14 vs Texas

- » Made collegiate debut in the season opener against Cal pitching 1.0 innings
- » Made first collegiate start against Oklahoma throwing 5.0 innings and striking out six (3/11)
- » Pitched 6.2 innings at Minnesota allowing only two runs with seven strikeouts (3/18)
- » Against Northwestern, threw 6.2 innings allowing two runs with a career-high eight strikeouts (3/25)
- » Made back-to-back one-hit shutout appearances with two strikeouts

Year	era	w-l	app	gs	cg	sho	sv	ip	h	r	er	bb	so	2b	3b	hr	bf	bavg	wp	hbp	bk	sfa	sha
2023	3.70	1-3	12	7	0	0/0	0	41.1	31	18	17	13	36	4	2	3	163	.209	2	0	0	0	2
2024	6.92	1-3	13	0	0	0/1	0	13.0	14	10	10	17	16	1	0	1	69	.280	0	1	0	0	1
TOTAL	4.47	2-6	25	7	0	0/1	0	54.1	45	28	27	30	52	5	2	4	232	.227	2	1	0	0	3

28  **Michael Benzor, LHP** **L/L** **6-4** **218 lbs.** **SO** **Houston, Texas**

Career Highs (red shading denotes this season)

Innings Pitched	Walks	Strikeouts	Batters Faced	Pitches Thrown
2.2, 4/2/24 vs Rice	2 (2x), 4/7/24 at Texas Tech	5, 3/11/23 vs Utah Tech	10, 4/2/24 vs Rice	41, 4/2/24 vs Rice

Season Highs

Innings Pitched	Walks	Strikeouts	Batters Faced	Pitches Thrown
2.2, 4/2 vs Rice	2 (2x), 4/7 at Texas Tech	3, 2/20 vs PVAMU	10, 4/2 vs Rice	41, 4/2 vs Rice

- » Has not allowed an earned run.
- » Began career at Oklahoma State.

Year	era	w-l	app	gs	cg	sho	sv	ip	h	r	er	bb	so	2b	3b	hr	bf	bavg	wp	hbp	bk	sfa	sha
2023*	9.82	0-0	13	0	0	0/0	0	7.1	15	12	8	5	13	3	0	2	42	.417	2	0	0	0	0
2024	3.65	1-2	17	0	0	0/0	0	12.1	8	6	5	13	13	0	0	1	62	.186	3	4	0	1	1
TOTAL	3.65	1-2	17	0	0	0/0	0	12.1	8	6	5	13	13	0	0	1	62	.186	3	4	0	1	1
All*	5.95	1-2	30	0	0	0/0	0	19.2	23	18	13	18	26	3	0	3	104	.291	5	4	0	1	1

30  **Tim Williamson, LHP** **L/L** **6-3** **225 lbs.** **SR** **Tomball, Texas**

Career Highs (red shading denotes this season)

Innings Pitched	Walks	Strikeouts	Batters Faced	Pitches Thrown
6.0 (2x), last 3/19/22 at UCLA	6, 4/2/22 vs Brown	7, 3/5/22 at Rice	26, 3/12/22 at Cal Poly	123, 4/2/22 vs Brown

Season Highs

Innings Pitched	Walks	Strikeouts	Batters Faced	Pitches Thrown
1.2, 4/9 at Sam Houston	2, 4/9 at Sam Houston	3, 3/3 vs Louisiana	8, 4/9 at Sam Houston	26, 4/9 at Sam Houston

- » Currently in law school
- » Made 15 appearances out of the bullpen in 2023
- » Led the team in wins (three) and innings pitched (44.0) in 2022
- » Ranked sixth in the Ivy League in opponent batting average (.241) in 2022
- » The Ivy League did not hold competition in 2021

Year	era	w-l	app	gs	cg	sho	sv	ip	h	r	er	bb	so	2b	3b	hr	bf	bavg	wp	hbp	bk	sfa	sha
2020*	1.35	1-0	2	0	0	0/0	0	6.2	6	2	1	5	4	0	0	1	28	.273	1	1	0	0	0
2022*	6.14	3-3	15	8	0	0/0	0	44.0	41	32	30	37	42	7	2	9	215	.241	9	6	2	2	0
2023*	5.83	0-2	15	0	0	0/0	1	29.1	29	21	19	18	26	6	3	2	137	.261	5	5	3	1	2
2024	11.37	0-0	7	0	0	0/1	1	6.1	12	9	8	4	7	2	1	0	36	.387	4	1	0	0	0
TOTAL	11.37	0-0	7	0	0	0/1	1	6.1	12	9	8	4	7	2	1	0	36	.387	4	1	0	0	0
All*	6.05	4-5	39	8	0	0/1	2	86.1	88	64	58	64	79	15	6	12	416	.263	19	13	5	3	2

35 🇺🇸 **Graysen Drezek, RHP** **R/R** **6-3** **215 lbs.** **JR** **Davenport, Texas**

Career Highs (red shading denotes this season)

Innings Pitched	Walks	Strikeouts	Batters Faced	Pitches Thrown
2.2, 3/10/23 vs Oklahoma	3, 5/13/23 at Tulane	2 (3x), last 5/3/23 at Rice	13, 3/10/23 vs Oklahoma	48, 4/7/24 at Texas Tech

Season Highs

Innings Pitched	Walks	Strikeouts	Batters Faced	Pitches Thrown
2.0 (2x), 2/27 vs UTSA	2, 4/7 at Texas Tech	3, 2/17 vs Binghamton	11, 4/7 at Texas Tech	48, 4/7 at Texas Tech

- » Made Cougar debut on Opening Day against Cal pitching 2.0 innings
- » Earned first career start against Rice (4/4)
- » Logged first save against Cincinnati pitching 1.0 innings (5/20)

Year	era	w-l	app	gs	cg	sho	sv	ip	h	r	er	bb	so	2b	3b	hr	bf	bavg	wp	hbp	bk	sfa	sha
2023	11.31	1-1	18	4	0	0/0	1	24.2	35	31	31	14	15	10	1	3	122	.354	3	4	0	1	4
2024	7.47	1-0	14	0	0	0/1	0	15.2	26	20	13	5	12	8	1	3	82	.356	0	3	0	1	0
TOTAL	9.82	2-1	32	4	0	0/1	1	40.1	61	51	44	19	27	18	2	6	204	.355	3	7	0	2	4

36 🇺🇸 **Diego Luzardo, RHP** **R/R** **6-0** **193 lbs.** **FR** **La Porte, Texas**

Career Highs (red shading denotes this season)

Innings Pitched	Walks	Strikeouts	Batters Faced	Pitches Thrown
2.0 (2x), last 5/7/24 vs Nicholls	2 (3x), last 5/1/24 vs McNeese	3 (2x) last 5/1/24 vs McNeese	9, 5/1/24 vs McNeese	39, 5/1/24 vs McNeese

Season Highs

Innings Pitched	Walks	Strikeouts	Batters Faced	Pitches Thrown
2.0 (2x), last 5/7 vs Nicholls	2 (3x), last 5/1 vs McNeese	3 (2x), last 5/1 vs McNeese	9, 5/1 vs McNeese	39, 5/1 vs McNeese

- » Earned first collegiate win in relief against Louisiana (3/3/24) twirling a scoreless inning of work in the 10th inning
- » PerfectGame's 66th ranked player in the state of Texas and 25th ranked right-handed pitcher in the Lone Star State
- » PerfectGame Preseason All-American Texas Region Second Team (2023)
- » Helped lead La Porte to a second place Region III District 18 finish (2023)
- » Led La Porte to a Regional Quarterfinal appearance of the 5A Region 1 & 3 Tournament (2023)
- » Three-time All-District 18 First Team selection
- » Two-time District 18 Pitcher of the Year

Year	era	w-l	app	gs	cg	sho	sv	ip	h	r	er	bb	so	2b	3b	hr	bf	bavg	wp	hbp	bk	sfa	sha
2024	3.14	2-0	14	0	0	0/2	1	14.1	10	5	5	12	15	2	0	0	65	.208	4	3	0	1	1
TOTAL	3.14	2-0	14	0	0	0/2	1	14.1	10	5	5	12	15	2	0	0	65	.208	4	3	0	1	1

38 🇺🇸 **Owen Woodward, RHP** **R/R** **6-3** **200 lbs.** **SR** **Breckenridge, Texas**

Career Highs (red shading denotes this season)

Innings Pitched	Walks	Strikeouts	Batters Faced	Pitches Thrown
5.0, 4/14/23 vs South Florida	3, 5/20/23 vs Cincinnati	10, 4/12/24 vs Texas	19, 4/14/23 vs South Florida	73, 4/14/23 vs South Florida

Season Highs

Innings Pitched	Walks	Strikeouts	Batters Faced	Pitches Thrown
4.2, 4/12 vs Texas	2, 3/23 vs Kansas State	10, 4/12 vs Texas	15, 4/12 vs Texas	71, 4/12 vs Texas

- » Second on the team in games finished (9) and saves (4)
- » Made Cougar debut on Opening Day against Cal throwing 1.0 innings with two strikeouts (2/17)
- » Earned first save against UTRGV throwing 0.2 innings with one strikeout (3/3)

Year	era	w-l	app	gs	cg	sho	sv	ip	h	r	er	bb	so	2b	3b	hr	bf	bavg	wp	hbp	bk	sfa	sha
2023	4.71	4-0	25	1	0	0/0	4	42.0	37	24	22	16	51	10	0	8	180	.240	3	4	1	3	3
2024	5.40	1-1	10	1	0	0/0	1	23.1	23	14	14	4	36	6	3	1	97	.256	3	3	0	0	0
TOTAL	4.96	5-1	35	2	0	0/0	5	65.1	60	38	36	20	87	16	3	9	277	.246	6	7	1	3	3

40 **Brendan O'Donnell, LHP** **L/L** **6-2** **245 lbs.** **SR** **Hull, Mass.**

Career Highs (red shading denotes this season)

Innings Pitched	Walks	Strikeouts	Batters Faced	Pitches Thrown
3.1, 6/5/21 vs Notre Dame	3 (5x), last last 4/6/24 at Texas Tech	5, 6/5/21 vs Notre Dame	20, 6/5/21 vs Notre Dame	73, 6/5/21 vs Notre Dame

Season Highs

Innings Pitched	Walks	Strikeouts	Batters Faced	Pitches Thrown
2.0, 2/18 vs Binghamton	3 (2x), last 4/6 at Texas Tech	2 (4x), last 5/1 vs McNeese	9, 2/25 vs St. John's	32, 2/25 vs St. John's

- » Led the team in appearances and games in relief
- » Made back-to-back shutout 1.0 innings appearances against Utah and UTRGV
- » Spent 2021 and 2022 seasons at University of Connecticut
- » Was the only freshman to travel and pitch first weekend of 2021

Year	era	w-l	app	gs	cg	sho	sv	ip	h	r	er	bb	so	2b	3b	hr	bf	bavg	wp	hbp	bk	sfa	sha
2021*	13.14	0-0	10	0	0	0/0	0	12.1	20	19	18	6	15	3	1	6	64	.364	2	3	0	0	0
2022*	3.00	3-1	31	0	0	0/0	1	15.0	21	6	5	7	19	3	0	1	76	.323	2	2	0	2	0
2023	8.10	4-0	29	0	0	0/0	1	23.1	21	21	24	31	2	5	1	116	.241	6	4	0	1	0	
2024	5.52	0-0	17	0	0	0/2	0	14.2	14	9	9	15	16	0	0	2	73	.255	0	1	0	1	1
TOTAL	7.11	4-0	46	0	0	0/2	1	38.0	35	30	30	39	47	2	5	3	189	.246	6	5	0	2	1

42 **Chris Stuart, LHP** **L/L** **6-1** **220 lbs.** **SR** **Amsterdam, Netherlands**

Career Highs (red shading denotes this season)

Innings Pitched	Walks	Strikeouts	Batters Faced	Pitches Thrown
4.0, 3/5/24 vs Sam Houston	3 (2x), last 3/14 at BYU	8, 3/5/24 vs Sam Houston	17, 3/5/24 vs Sam Houston	67, 3/5/24 vs Sam Houston

Season Highs

Innings Pitched	Walks	Strikeouts	Batters Faced	Pitches Thrown
4.0, 3/5 vs Sam Houston	3 (2x), last 3/14 at BYU	8, 3/5 vs Sam Houston	17, 3/5 vs Sam Houston	67, 3/5 vs Sam Houston

- » At Texas, made the eighth most appearances (15) all out of the bullpen (2023)
- » Posted the 11th-most innings pitched for the Longhorns (15.0)
- » Struck out 18 batters in 15.0 innings for 10.8 strikeouts-per-nine as a Longhorn
- » Started 17 games in 2022 for the SanJac Gators with three complete games and an 11-3 overall record
- » Logged 78.1 innings pitched with 106 strikeouts (2022)
- » Averaged 12.18 strikeouts per nine innings (2022)
- » Posted a 3.10 ERA overall and had a 2.09 ERA in conference games (2022)

Year	era	w-l	app	gs	cg	sho	sv	ip	h	r	er	bb	so	2b	3b	hr	bf	bavg	wp	hbp	bk	sfa	sha
2023*	7.20	1-1	15	0	0	0/0	0	15.0	11	12	12	14	18	4	1	1	74	.204	2	5	0	1	0
2024	5.32	2-3	15	1	0	0/1	0	22.0	20	16	13	16	29	4	1	0	105	.233	3	2	1	1	0
TOTAL	5.32	2-3	15	1	0	0/1	0	22.0	20	16	13	16	29	4	1	0	105	.233	3	2	1	1	0
All*	6.08	3-4	30	1	0	0/1	0	37.0	31	28	25	30	47	8	2	1	179	.221	5	7	1	2	0

43 🖐️ **Bryson Walker, LHP** **L/L** **5-11** **175 lbs.** **SR** **Jersey Village, Texas**

Career Highs (red shading denotes this season)

Innings Pitched	Walks	Strikeouts	Batters Faced	Pitches Thrown
6.0, 3/23/21 at Texas	4, 2/27/21 vs Texas Southern	2 (4x), last 5/18/23 vs Cincinnati	28, 3/23/21 at Texas	90, 3/23/21 at Texas

Season Highs

Innings Pitched	Walks	Strikeouts	Batters Faced	Pitches Thrown
-----------------	-------	------------	---------------	----------------

» Has pitched sparingly over his time as a Cougar

Year	era	w-l	app	gs	cg	sho	sv	ip	h	r	er	bb	so	2b	3b	hr	bf	bavg	wp	hbp	bk	sfa	sha
2022	7.71	0-0	5	0	0	0/0	0	4.2	7	4	4	2	2	1	0	2	21	.389	0	0	0	1	0
2023	3.52	0-0	6	0	0	0/0	0	7.2	8	3	3	7	5	0	0	2	37	.267	1	0	0	0	0
TOTAL	5.11	0-0	11	0	0	0/0	0	12.1	15	7	7	9	7	1	0	4	58	.313	1	0	0	1	0

44 🖐️ **Dan Wright, RHP** **R/R** **6-9** **245 lbs.** **SR** **Sergeant Bluff, Iowa**

Career Highs (red shading denotes this season)

Innings Pitched	Walks	Strikeouts	Batters Faced	Pitches Thrown
6.0, 4/16/24 vs Houston Christian	3, 3/26/24 vs Lamar	5, 4/16/24 vs Houston Christian	24, 4/16/24 vs Houston Christian	81, 4/16/24 vs Houston Christian

Season Highs

Innings Pitched	Walks	Strikeouts	Batters Faced	Pitches Thrown
6.0, 4/16 vs Houston Christian	3, 3/26 vs Lamar	5, 4/16 vs Houston Christian	24, 4/16 vs Houston Christian	81, 4/16 vs Houston Christian

- » Made Cougar debut against Cal throwing 1.2 innings allowing no runs (2/19)
- » Played quarterback at Wisconsin (2020)
- » Spent 2022 baseball season at Iowa Western CC
- » Appeared in 14 games and started 3 at Iowa Western

Year	era	w-l	app	gs	cg	sho	sv	ip	h	r	er	bb	so	2b	3b	hr	bf	bavg	wp	hbp	bk	sfa	sha
2023	8.70	2-3	21	2	0	0/0	0	30.0	49	30	29	15	25	9	0	4	145	.389	0	1	0	2	1
2024	3.98	2-0	9	9	0	0/1	0	20.1	15	10	9	13	14	3	0	1	91	.205	6	2	0	1	2
TOTAL	6.79	4-3	30	11	0	0/1	0	50.1	64	40	38	28	39	12	0	5	236	.322	6	3	0	3	3

50 🖐️ **Richie Roman, RHP** **R/R** **6-3** **190 lbs.** **FR** **Corpus Christi, Texas**

Career Highs (red shading denotes this season)

Innings Pitched	Walks	Strikeouts	Batters Faced	Pitches Thrown
2.2, 4/27/24 vs UT Arlington	2 (2x), last 4/27/24 vs UT Arlington	2 (2x), last 4/27/24 vs UT Arlington	14, 4/27/24 vs UT Arlington	48, 4/27/24 vs UT Arlington

Season Highs

Innings Pitched	Walks	Strikeouts	Batters Faced	Pitches Thrown
2.2, 4/27 vs UT Arlington	2 (2x), last 4/27 vs UT Arlington	2 (2x), last 4/27 vs UT Arlington	14, 4/27 vs UT Arlington	48, 4/27 vs UT Arlington

- » Made first collegiate start against UT Arlington (4/27/24)
- » Earned first collegiate win against Southern (4/17/24)
- » Ranked the 54th right-handed pitcher in Texas by PerfectGame
- » Hit .256 in 33 games as a senior with six extra-base hits

Year	era	w-l	app	gs	cg	sho	sv	ip	h	r	er	bb	so	2b	3b	hr	bf	bavg	wp	hbp	bk	sfa	sha
2024	11.57	2-0	7	1	0	0/1	0	7.0	12	10	9	7	6	4	0	1	39	.375	4	0	0	0	0
TOTAL	11.57	2-0	7	1	0	0/1	0	7.0	12	10	9	7	6	4	0	1	39	.375	4	0	0	0	0

Date	Opponent	Result	Houston				Opponent				Rec.	Conf.	Winning Pitcher	Losing Pitcher	Save	Time	Att.
			R	H	E	LOB	R	H	E	LOB							
2/16	Binghamton	W, 8-4	8	11	2	6	4	8	2	4	1-0		Stuart (1-0)	Driscoll (0-1)		2:40	1478
2/17	Binghamton	W, 8-2	8	7	0	5	2	7	0	8	2-0		Drezek (1-0)	Bates (0-1)	Torrealba (1)	2:58	1415
2/18	Binghamton	W, 7-0	7	8	0	6	0	4	1	4	3-0		Howard (1-0)	Berkwich (0-1)		2:31	1347
2/20	Prairie View A&M	W, 27-1	27	21	1	11	1	3	2	9	4-0		Wright (1-0)	Farmer (0-1)		3:14	1197
2/23	St. Johns (NY)	W, 12-6	12	12	0	9	6	8	1	8	5-0		Woodward (1-0)	Kohlhossler (1-1)		3:05	1265
2/24	St. Johns (NY)	W, 7-2	7	10	1	7	2	5	1	7	6-0		Jean (1-0)	Mascio (0-1)		2:31	1400
2/25	St. Johns (NY)	L, 11-6	6	13	0	12	11	17	0	9	6-1		Adam (1-0)	Stuart (1-1)	Mettert (2)	3:41	1402
2/27	UTSA	L, 8-7	7	7	3	4	8	8	0	4	6-2		Smith (1-0)	Woodward (1-1)	Riojas (1)	3:02	1065
3/1	vs. Texas State	L, 8-7 (10)	7	9	2	10	8	11	1	8	6-3		Martinez (1-0)	Murray (0-1)		3:31	24927
3/2	vs. Vanderbilt	L, 3-1	1	5	1	6	3	10	0	10	6-4		Cunningham (1-0)	Jean (1-1)	Seiber (2)	2:41	21726
3/3	vs. Louisiana	W, 13-10 (11)	13	13	2	11	10	16	1	14	7-4		Luzardo (1-0)	Moody (0-1)	Williamson (1)	4:28	14726
3/5	Sam Houston^	W, 2-1	2	6	1	7	1	4	1	8	8-4		Citelli (1-0)	Lott (0-1)		2:39	1156
3/8	Baylor*	W, 4-3	4	8	1	7	3	5	4	7	9-4	1-0	LaCalameto (1-0)	Marriott (0-2)	Torrealba (2)	2:47	1476
3/9	Baylor*	W, 8-0	8	7	1	8	0	5	0	8	10-4	2-0	Jean (2-1)	McKinney (1-2)		2:53	1823
3/10	Baylor*	W, 3-2	3	7	0	9	2	6	0	5	11-4	3-0	Howard (2-0)	Green (0-1)	Murray (1)	2:23	2248
3/14	at BYU*	W, 9-2	9	13	0	6	2	8	0	11	12-4	4-0	Schmitz (1-0)	Hansen (2-2)		2:52	1565
3/15	at BYU*	L, 4-2	2	8	0	7	4	10	1	9	12-5	4-1	Olson (2-0)	Solis (0-1)	Cushing (4)	2:30	1804
3/16	at BYU*	L, 10-8	8	13	2	11	10	13	0	9	12-6	4-2	Dahle (2-1)	Dollar (0-1)		2:50	2114
3/19	Rice!	W, 4-1	4	6	1	6	1	2	0	6	13-6		Stuart (2-1)	Fernandez (0-2)	Murray (2)	2:25	1343
3/20	at Rice!	W, 4-2	4	8	1	10	2	6	2	14	14-6		LaCalameto (2-0)	Ralamb (0-2)	Luzardo (1)	3:32	2270
3/22	Kansas State*	L, 5-3	3	6	4	2	5	6	0	7	14-7	4-3	Wisembaker (2-0)	Schmitz (1-1)	Wentworth (5)	2:35	1368
3/23	Kansas State*	L, 6-5	5	5	2	7	6	9	0	9	14-8	4-4	Dean (1-2)	Murray (0-2)		2:46	1431
3/24	Kansas State*	L, 9-3	3	6	1	9	9	15	3	14	14-9	4-5	Neighbors (1-0)	Schmitz (1-2)		2:59	1449
3/26	Lamar	W, 6-4	6	6	0	7	4	8	0	11	15-9		Luzardo (2-0)	Hamm (0-1)	Murray (3)	2:53	1083
3/28	at TCU*	L, 14-1	1	4	4	3	14	21	1	10	15-10	4-6	Rodriguez (3-0)	Jean (2-2)		2:27	3875
3/29	at TCU*	L, 6-2	2	4	1	4	6	12	0	8	15-11	4-7	Tolle (3-1)	LaCalameto (2-1)		2:35	4251
3/30	at TCU*	L, 6-4	4	8	3	9	6	2	1	5	15-12	4-8	Abeltd (1-0)	Stuart (2-2)	Cawyer (1)	3:15	4668
4/2	Rice!	W, 4-3	4	11	0	7	3	5	1	6	16-12		Benzor (1-0)	Fernandez (0-4)	Woodward (1)	2:36	1233
4/5	at Texas Tech*	L, 12-9	9	11	0	5	12	16	1	10	16-13	4-9	Sanders (2-1)	Benzor (1-1)		3:13	4,006
4/6	at Texas Tech*	L, 15-12	12	16	0	10	15	13	3	11	16-14	4-10	Hutyra (4-0)	LaCalameto (2-2)		3:45	4,432
4/7	at Texas Tech*	L, 12-8	8	10	2	11	12	12	2	8	16-15	4-11	Sanders (3-1)	Howard (2-1)		3:34	3,922
4/9	at Sam Houston^	L, 8-5	5	10	0	7	8	9	0	7	16-16		Coldiron (3-2)	Stuart (2-3)	David (5)	2:37	816
4/12	Texas*	W, 9-1	9	11	0	7	1	2	1	1	17-16	5-11	Citelli (2-0)	Grubbs (4-2)		2:37	1808
4/13	Texas*	L, 6-5	5	8	2	6	6	11	1	10	17-17	5-12	Boehm (3-2)	Murray (0-3)		3:08	2441
4/14	Texas*	L, 13-8	8	11	2	10	13	14	1	8	17-18	5-13	Shaw (1-1)	Citelli (2-1)		3:55	1991
4/16	Houston Christian	W, 10-0 (8)	10	11	2	4	0	4	2	6	18-18		Wright (2-0)	Valdez (0-3)		2:21	1047
4/17	Southern	W, 25-0 (7)	25	20	1	9	0	5	4	4	19-18		Roman (1-0)	Luckett (0-3)		2:26	1013
4/19	at Cincinnati*	L, 6-4	4	9	2	10	6	10	0	9	19-19	5-14	Horst (2-0)	Benzor (1-2)	Mitchelle (5)	3:18	558
4/20	at Cincinnati*	L, 5-4	4	8	0	6	5	11	1	14	19-20	5-15	Marsh (2-2)	Schmitz (1-3)		3:11	1109
4/21	at Cincinnati*	W, 8-5	8	13	0	11	5	4	2	8	20-20	6-15	Roman (2-0)	Mitchelle (0-2)	Murray (4)	3:10	597
4/23	at Texas A&M	L, 13-11	11	12	2	8	13	13	1	4	20-21		Rudis (3-0)	Solis (0-2)	Aschenbeck (6)	3:51	6248
4/26	UT Arlington	W, 17-7	17	20	1	6	7	12	0	11	21-21		Citelli (3-1)	Norris (3-1)		3:03	1272
4/27	UT Arlington	L, 7-3	3	8	0	7	7	10	0	5	21-22		Hasty (2-1)	LaCalameto (2-3)		3:04	1719
4/28	UT Arlington	W, 10-4	10	14	0	8	4	8	1	4	22-22		Jean (3-2)	Noah (3-2)	Torrealba (3)	2:29	1341
5/1	McNeese	W, 9-8 (10)	9	11	0	8	8	15	2	15	23-22		Solis (1-2)	Maldonado (0-1)		3:53	1042
5/3	UCF*	L, 4-1	1	2	1	3	4	7	0	7	23-23	6-16	Vespi (3-2)	Citelli (3-2)	Castellano (2)	2:22	2094
5/4	UCF*	L, 6-4	4	4	0	3	6	9	0	5	23-24	6-17	Kramer (6-3)	Torrealba (0-1)	Sosnoswki (2)	2:49	1958
5/5	UCF*												Canceled				
5/7	Nicholls	W, 5-4	5	7	0	11	4	10	0	9	24-24		LaCalameto (3-3)	Richter (1-1)		3:07	985
5/10	at Kansas*																
5/11	at Kansas*																
5/12	at Kansas*																
5/14	vs. Sam Houston^																
5/16	Oklahoma State*																
5/17	Oklahoma State*																
5/18	Oklahoma State*																

White denotes home game / Gray denotes away game/ Orange denotes Astros Foundation College Classic / Blue denotes game at Constellation Field (Sugar Land, Texas)